

ONLY AT VICTORY FIELD



BASEBALL IN *Education*

GRADES 6-8

39°45'54"N

— 86°10'6"W



INDY'S
Original
HOME TEAM



**WELCOME TO THE INDIANAPOLIS INDIANS
BASEBALL IN EDUCATION PROGRAM
FOR GRADES 6 THROUGH 8**



The Indians created this packet to help students learn through the game of baseball. Each activity is aligned with education standards from the State of Indiana.

We invite you to turn the page and slide into Baseball in Education.

HAVE FUN!





Your future starts here.



INDIANA UNIVERSITY

INDIANAPOLIS

indianapolis.iu.edu

BASEBALL IN EDUCATION CURRICULUM OUTLINE

GRADES 6-8

- Pg 1 **CREATE YOUR OWN BASEBALL CARDS**
Make baseball cards about yourself and a friend or family member using the principles of what's included in a baseball card.
- Pg 4 **BASEBALL UNIFORMS AND EQUIPMENT**
Answer questions from linked videos about how and why teams use different kinds of equipment and the kinds of uniforms they wear.
- Pg 6 **MATH AND BASEBALL**
Complete the problems using math from the game of baseball.
- Pg 12 **VISIT VICTORY FIELD**
Use your resources to plan a day at the ballpark.
- Pg 16 **BASEBALL CARD STATISTICS**
Learn about why statistics are important to baseball and how to calculate them.
- Pg 27 **THANK YOU NOTES**
Discover the differences between formal and informal thank you notes.
- Pg 29 **ANSWER SHEET**
Key to problems from earlier in the book.



CREATE YOUR OWN BASEBALL CARD

Create Your Own Baseball Card

(Indiana Standards: 4.ML.1, 5.ML.1, 4.RV.1, 5.RV.1, 4.W.1, 5.W.1, 4.SL.2.4, 5.SL.2.4)

NAME: KONNOR GRIFFIN

POSITION: SHORTSTOP

AGE: 19 YRS

STATS		
BATTING AVERAGE	HITS	RUNS
.336	167	120

FUN FACTS

KONNOR STOLE 65 BASES IN 2025. THE MOST BY A PITTBURGH FARMHAND SINCE PEDRO POWELL STOLE 67 BASES IN 2007.

No. 1

INDIANAPOLIS INDIANS | SHORTSTOP | #1 | INDIANAPOLIS INDIANS

Konnor GRIFFIN

Indy Children's Health
Richard Gantley Hall


Every Indianapolis Indians player has a baseball card. The player's information on the card includes his home state/country, height, weight, statistics and if he throws and bats with his right or left hand. The card also highlights information about the player's achievements.

CREATE YOUR OWN BASEBALL CARD

Create a Baseball Card About Yourself

Create an autobiographical baseball card!

What important facts do you want people to know about you?
What events make you happy? Why are your friends important to you?
What do you like best about school?


Your Name:	
Draw Your Picture Here: 	
When were you born? What important events have occurred in your life so far?	Why are friends important to you? What kind of people make good friends?

What jobs interest you? Why?
What is one of the biggest problems or challenges you have had to face? How did you solve it?
What important characteristics do you want people to know about you?

CREATE YOUR OWN BASEBALL CARD

CREATE A BASEBALL CARD ABOUT SOMEONE YOU ADMIRE

Who do you find interesting? Is it a person from the past or the present? Whether someone is a famous baseball player, astronaut, chemist or teacher, each have a story to tell. When did this person live? What are or were important events of this person's life?

Name:	
Draw Their Picture Here:	
	
Describe this person.	What was this person's job or work?

Describe one or two important events of this person's life.
How did this person react or change after these events?
What did/does this person do for other people, the community or the world?
What was one thing this person did that got your attention? How did this person impact your life?

BASEBALL UNIFORMS AND EQUIPMENT

Research Baseball Equipment

(Indiana Standards: 4.SL.2.5, 5.SL.2.5, 4.W.1, 5.W.1, 4.SL.2.1, 5.SL.2.1)

The first baseball team to wear baseball uniforms was the New York Knickerbockers in 1849. Baseball uniforms are designed to help players, officials, and the two teams tell the difference between players and teams. Most baseball uniforms have the names and numbers of players who wear them, usually on the back of the uniforms to distinguish players from one another. Uniforms have different logos and patches.

The logo is worn on either the left or right side of the jersey. Sometimes patches are added to the uniform. Patches might relate to the team's history, major events in baseball, special causes or memorial patches. Jerseys, pants, socks, hats, cleats and gloves are part of the uniform.

The Indianapolis Indians have many different uniforms. See below.



BASEBALL UNIFORMS AND EQUIPMENT

BASEBALL UNIFORMS AND EQUIPMENT

Click on the link to research each equipment item and fill out the chart below.

EQUIPMENT	HOW IS IT MADE?	WHICH PLAYERS USE THIS EQUIPMENT?	HOW DOES THIS EQUIPMENT HELP THE PLAYER?
Bat	How Bats Are Made		
Batting Helmet	Batting Helmet		
Catcher's Mask	Catcher Direct Hit		
Glove	Nokona Baseball Glove Maker		
Cleats	Selecting Cleats		
Baseball	How a Baseball is Made		
Hats	Step-by-Step Ball Cap Making		

MATH AND BASEBALL

Math and Baseball

(Indiana Standards: 6.NS.6, 8.NS.1, 7.C.8)

Math is used in many places in baseball! For example, to calculate the statistics you read on the back of baseball cards.

If you want to know about players and their statistics, you better know how to read decimals and find averages and percentages. Coaches, players and fans love to know the statistics for players.

So let's practice how to calculate them ourselves.

ACTIVITY 1: CONVERT EACH DECIMAL TO A PERCENTAGE AND EACH PERCENTAGE TO A DECIMAL		
PLAYER	AVERAGE	PERCENTAGE
Endy Rodriguez	.258	
Billy Cook		23.2%
Alika Williams	.255	
Konnor Griffin	.280	
Nick Gonzales		23.7%

MATH AND BASEBALL

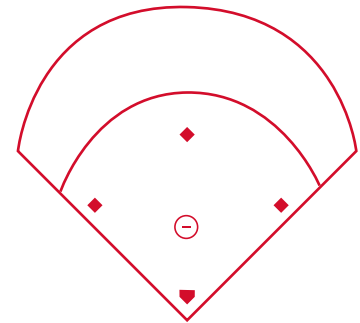
ACTIVITY 2: DETERMINE EACH PLAYER'S BATTING AVERAGE, THEN CONVERT THE AVERAGE INTO A PERCENTAGE. (THE FIRST PROBLEM HAS BEEN DONE FOR YOU.)

PLAYER	HITS	AT-BATS	AVERAGE	PERCENTAGE
Ronny Simon	677	2367	.286	28.6%
Esmerlyn Valdez	355	1182		
Rafael Flores Jr.	377	1521		
Tyler Callihan	613	2329		
Nick Yorke	313	1123		
Henry Davis	103	436		
Jared Triolo	920	3055		

MATH AND BASEBALL

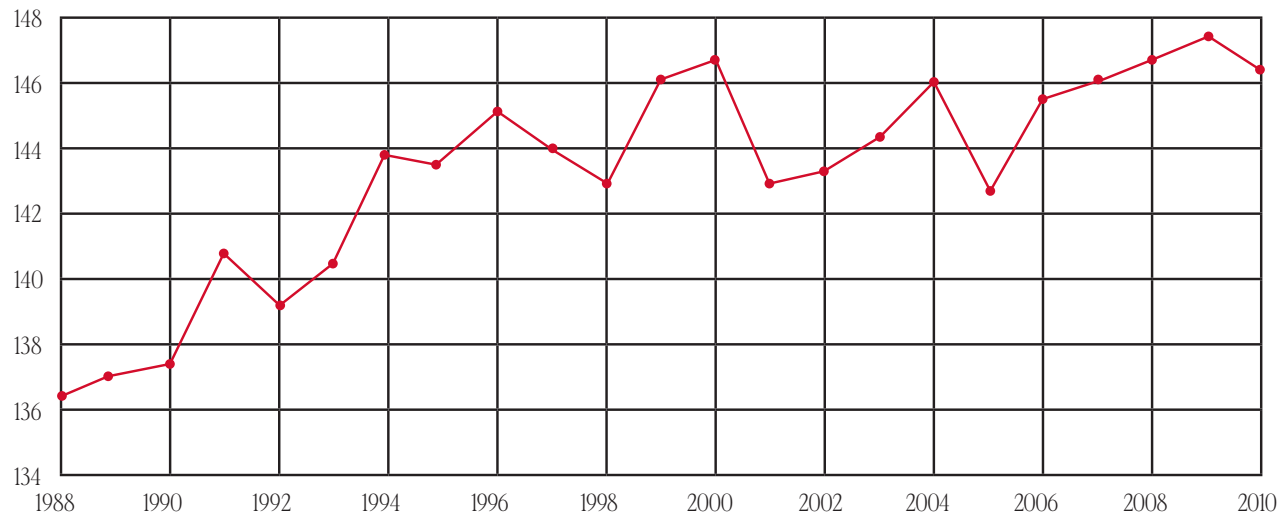
Activity 3:

The distance between bases is 90 feet. The pitcher's mound is 60 feet from home plate. The distance from home plate to left and right field is 325 feet, from home plate to center field is 400 feet, and from home plate to second base is about 127 feet.



1. Henry Davis is having an awesome game! He hit a single and two doubles. How many feet did he run?
2. Ronny Simon hit a ball into right field, and it bounced off the wall. How far did he hit the ball?
3. Jared Triolo hit a home run and two singles. How many feet did he run?

Below is a line graph showing the average number of pitches thrown during one baseball game from 1988 to 2010.



4. Multiply the average number of pitches per game in the year 2000 by the measurement from the pitcher's mound to home plate. On average, how many feet did a pitcher throw in a game during the 2000 season?
5. The catcher must throw each pitch back to the pitcher. Plus, a catcher throws out runners trying to steal bases at second and third base. The catcher throws an average of 10 balls to second base and an average of two balls to third base per game. How many feet does a catcher throw in one game?

CHALLENGE QUESTION 1: Figure out how many football fields is equal to the number of feet the catcher throws in one game.

CHALLENGE QUESTION 2: Using the data, calculate how many average feet the pitcher and catcher throw in eight games. How many miles do they throw?

VISIT VICTORY FIELD

Plan a Trip to Victory Field

(Indiana Standards: 5.C.8, 4.AT.1,5.AT.2, 5.AT.5, 4.SL.2,1,5.SL.2,1,4.W.4, 5.W.4, 4.SL.4.2, 5.SL.4.2)



It's time to go to Victory Field! Plan a trip for a group of four people. Your trip package should include the following items:

Tickets, Food, Drinks and Souvenirs

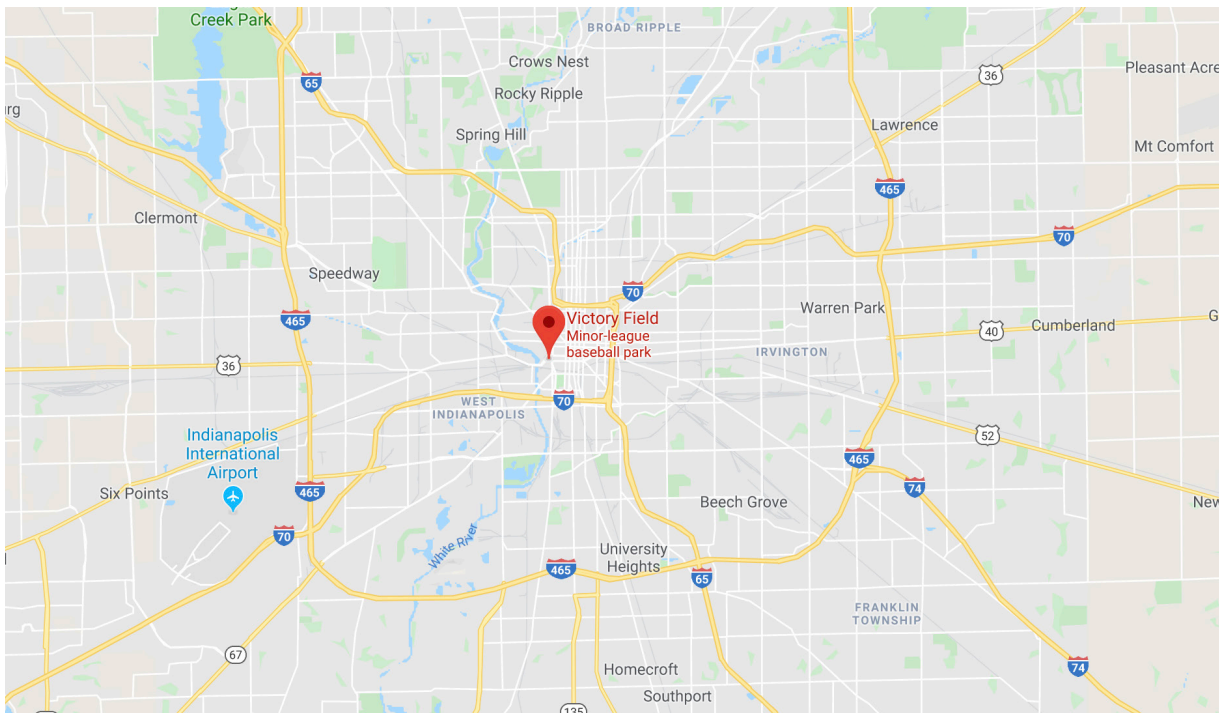
Include details about the cost of your travel package and what's included by using the information provided on pages 10 - 12. Choose one of the below options to promote your travel package.

- Make a brochure using Microsoft Publisher or another computer program
- Create a [Small Book](#) using paper
- Plan a budget and brainstorm ideas about how you could earn money for the trip. Create a graph to map your savings plan from this day to game day.

VISIT VICTORY FIELD

Where is Victory Field?

501 W. Maryland St. Indianapolis, IN 46225



VISIT VICTORY FIELD

VICTORY FIELD TICKET PRICES

Tickets	Adults	14 & Under	Knot Hole Kids Club
Box Seats	\$19	\$18	\$6
Reserved Seats	\$16	\$15	Free
Lawn	\$13	\$12	Free

VICTORY FIELD SOUVENIR PRICES

Clothing	
Circle City T-shirt	\$10
Red Indians T-shirt	\$10
Gray Indians T-shirt	\$10
Black Indians T-shirt	\$10
3/4 Sleeve Baseball Shirt	\$15
Accessories	
Cotton Twill Hat	\$10
Indians Sunglasses	\$5
Indians Logo White Baseball	\$5
Mini Bat	\$5
Foam "#1" Finger	\$5



VISIT VICTORY FIELD

VICTORY FIELD FOOD AND BEVERAGE PRICES

Food	
Chicken Sandwich with Fries	\$9.00
Personal Pizza	\$7.50
Hamburger	\$4.50
Cheeseburger	\$4.50
Victory Dog	\$4.00
Corn Dog	\$3.50
Snacks	
Popcorn	\$5.00
Nachos	\$4.50
Pretzel	\$4.00
Chips	\$3.75
Candy (M&M, Sour Patch, etc)	\$3.75
Rowdie's Ice Cream	
Dippin' Dots	\$4.50
Helmet Sundae	\$4.50
Bowl	\$3.75
Cone	\$3.75
Beverages	
McAlister's Famous Tea	\$4.75
Soda Fountain Drink	\$4.25
Soda Bottled	\$4.25
Water	\$3.75
Coffee	\$2.50



BASEBALL CARD STATISTICS

Teacher Information

This is a multi-step project and may require more than one class period. Each student needs a copy of the entire activity.



NAME: KONNOR GRIFFIN
POSITION: SHORTSTOP
AGE: 19 YRS

STATS		
BATTING AVERAGE	HITS	RUNS
.336	167	120

FUN FACTS
 KONNOR STOLE 65 BASES IN 2025, THE MOST BY A PITTSBURGH FARMHAND SINCE PEDRO POWELL STOLE 67 BASES IN 2007.

No.1

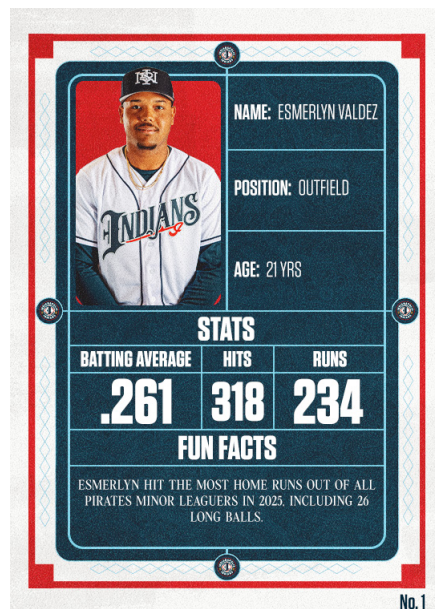


NAME: TERMARR JOHNSON
POSITION: SECOND BASE
AGE: 21 YRS

STATS		
BATTING AVERAGE	HITS	RUNS
.249	324	239

FUN FACTS
 TERMARR WAS THE STARTING SECOND BASEMAN FOR THE NATIONAL LEAGUE IN THE ALL-STAR FUTURES GAME AT TEXAS GLOBE LIFE FIELD IN 2024.

No.1



NAME: ESMERLYN VALDEZ
POSITION: OUTFIELD
AGE: 21 YRS

STATS		
BATTING AVERAGE	HITS	RUNS
.261	318	234

FUN FACTS
 ESMERLYN HIT THE MOST HOME RUNS OUT OF ALL PIRATES MINOR LEAGUERS IN 2025, INCLUDING 26 LONG BALLS.

No.1



NAME: ALIKA WILLIAMS
POSITION: THIRD BASE
AGE: 26 YRS

STATS		
BATTING AVERAGE	HITS	RUNS
.270	398	234

FUN FACTS
 ALIKA HAD THE FIFTH-BEST FIELDING PERCENTAGE (.963) AMONG NATIONAL LEAGUE ROOKIE SHORTSTOPS IN 2023.

No.1



NAME: DOMINIC FLETCHER
POSITION: OUTFIELD
AGE: 28 YRS

STATS		
BATTING AVERAGE	HITS	RUNS
.285	553	336

FUN FACTS
 DOMINIC POSTED A CAREER BEST 19 GAME HITTING STREAK IN 2022 FROM APRIL 23, TO MAY 18.

No.1



NAME: ENDY RODRIGUEZ
POSITION: CATCHER
AGE: 25 YRS

STATS		
BATTING AVERAGE	HITS	RUNS
.291	408	271

FUN FACTS
 IN 2023, ENDY HOMERED IN THE FIRST GAME OF THE SEASON VS. OMAHA, THE FIRST INDIANS CATCHER TO HIT A HOME RUN IN THE TEAM'S SEASON OPENER SINCE RYAN DOUMIT IN 2005.

No.1

BASEBALL CARD STATISTICS

Instructions

On the back of the baseball card is the team name, player's name and statistics. Each brand of cards designs the information on the card differently. The number on the back of the card is a numeral between one and a few hundred. This indicates the card is part of a set.

The year the card was made is found near the bottom of the card. The back of the card includes information about the player's position, player's height and weight, BATS (Left or Right), and THROWS (Left or Right). It also shows batting statistics.

Look at the card. The first row shows abbreviated names for statistics. The next row or rows show statistics for year(s). It shows a date and the player's team for that year.

Career statistics are at the bottom of those rows.

STATISTICS FOR BATTER

YR	TEAM	AVG	G	AB	R	H	2B	3B	HR	RBI	SB
	Career										

AVG- Batting Average **G** - Games **AB** - At-Bats **R** - Runs **H** - Hits **2B** - Doubles **3B** - Triples
HR - Home Runs **RBI** - Runs Batted In **SB** - Stolen Bases

STATISTICS FOR PITCHERS

YR	TEAM	W	L	ERA	G	GS	SV	IP	H	BB	K
	Career										

W - Wins **L** - Losses **ERA** - Earned Run Average **G** - Games Pitched **GS** - Games Started
SV - Saves **IP** - Innings Pitched **H** - Hits Allowed **BB** - Walks **K** - Strikeouts

Why are batter statistics important?

Batter stats are important to the player, coaches, pitchers and scouts. Statistics help the player analyze his strengths and weaknesses per game and/or over many games played. The coach uses statistics to compare batters' strengths and performances to decide which players play that day. The pitcher uses batter statistics to decide which pitches to throw to the batter. Scouts use statistics to decide if a player gets moved to a different team.

Why are pitcher statistics important?

Pitcher stats are important to the pitcher, coaches and scouts. Statistics help the pitcher analyze his pitching strengths and weaknesses per game and/or over many innings pitched. The pitching coach uses pitcher statistics to compare a pitcher's performance to other pitchers, create a regimen for improving a pitcher's talent, and to make a pitching rotation for upcoming games. Scouts use pitching statistics to look for good pitchers to add or move them to a team.

Remember, the Indianapolis Indians are a farm club for the Pittsburgh Pirates. Every Indianapolis Indians player sets a goal to move to the major leagues.

BASEBALL CARD STATISTICS

Step One: Reading a Baseball Card

1. Tools for the activity: Baseball Card examples, Calculator
2. Each student enters (3) batter statistics and (3) pitcher statistics from the baseball cards into the form below.
3. Discuss and compare the player card statistics with the others in the group.

BATTER STATS

Player Name:		Position:			
	HR	RBI	R	SB	AVG
Year					
Career					

Player Name:		Position:			
	HR	RBI	R	SB	AVG
Year					
Career					

Player Name:		Position:			
	HR	RBI	R	SB	AVG
Year					
Career					

BASEBALL CARD STATISTICS

PITCHER STATS

Player Name:		Throws L or R:			
	W	L	ERA	IP	K
Year					
Career					

Player Name:		Throws L or R:			
	W	L	ERA	IP	K
Year					
Career					

Player Name:		Throws L or R:			
	W	L	ERA	IP	K
Year					
Career					

BASEBALL CARD STATISTICS

Step Two: Data Collection

1. Compile the information from each player in the table below

Note: Accuracy is VERY important.

Optional: Use Microsoft Excel

BATTER CAREER STATS					
Player Name	HR	RBI	R	SB	AVG

PITCHER CAREER STATS					
Player Name	W	L	ERA	IP	K

BASEBALL CARD STATISTICS

Step Three: Sorting Players According to Top Stats

Use the data from the tables to complete the Top Players Form below. Work together as a group to rank the top 3 batters and pitchers in **each** category. Each person must complete the Top Players Form.

BATTERS ACCORDING TO TOP STATS	
HR	
1	
2	
3	
RBI	
1	
2	
3	
R	
1	
2	
3	
SB	
1	
2	
3	
AVG	
1	
2	
3	

BASEBALL CARD STATISTICS

PITCHERS ACCORDING TO TOP STATS	
W	
1	
2	
3	
L	
1	
2	
3	
ERA	
1	
2	
3	
IP	
1	
2	
3	
K	
1	
2	
3	

BASEBALL CARD STATISTICS

The Pittsburgh Pirates Called!

They need a report on the TOP batter and TOP pitcher immediately!

Directions: Each student prepares a report. Your report is very important. The Pirates read EVERY report about the Indianapolis Indians batters and pitchers to decide who gets called up to the big leagues.

REPORT PREPARED BY:

Your report must include information for the TOP batter and TOP pitcher. Repeat the information for each player.

1. Player Name
2. What stats did you use to select the player?
3. Write 2-5 sentences about why you chose this player.
4. Don't be sloppy. This report goes to the big leagues. They expect correct punctuation, capitalization and neat handwriting.

WHAT ARE EASY WAYS TO CONSERVE WATER AT HOME?

- A) Turn off the faucet while brushing your teeth
- B) Take shorter showers
- C) Only run the dishwasher when it's full
- D) All of the above

The answer is: D! All of these are great ways to help use less water around the house. Doing little things can make a big difference! You can do your part to help reduce your use and conserve water to save!

Find more ways to save at [CitizensEnergyGroup.com](https://www.CitizensEnergyGroup.com).



This ad was not paid for by customer rates.



THANK YOU NOTES

Why Write a Thank You Note?

(Indiana Standards: 2.RV.1, 2.RV.2.1, 2W.3.3)

Writing thank you notes is very important. People do not know how you feel unless you tell them, and a thank you note is one way to do it. For example, there are many people who arranged for you to go on a field trip to Victory Field. Your teacher(s) ask the principals, the principals ask the school board members if students can go on field trips and sometimes there are people who help pay for the trip. Bus drivers take you safely to your destination. The Indianapolis Indians staff made sure that the field looked beautiful, the venue was clean, food was ready, and everything was set for a wonderful day at the ballpark.

Writing a thank you note lets people read your words and helps them know how much you appreciated your field trip experience. When you write a thank you note, think about the person to whom you are writing. Think about what details you want to put into the thank you note. You might write about something that you saw, something that made you laugh, the information you learned, or the fun you had with friends. You could let the person know if you would like to go on a field trip again.

There are two styles of thank you notes: a formal business letter and informal notes. The formal business style of writing requires setting up the format in a specific manner, which you learned in earlier grades. This format includes placing the name and position of the person to whom you are writing, the place of business, and business address at the top of the page. You also use a block format or two-space indentation at the beginning of each paragraph, and the closing is placed in a specific area of the letter. The informal style of writing requires a salutation, indenting each paragraph and a closing.

Of course, either thank you note style requires proper grammar and correct spelling. Proper grammar and correct spelling tells the reader that you care about your words and want to make a good impression.

THANK YOU NOTES

FORMAL THANK YOU EXAMPLE

Business Name
Street Address
City, State, ZIP Code

Dear Mr. or Ms. (Name of Person),

(INDENT) Paragraph One

(INDENT) Paragraph Two

Sincerely, (CLOSING)
Your Name (SIGN & PRINT ON PAPER)

INFORMAL THANK YOU EXAMPLE

Informal notes are written on small thank you notes or plain paper.

Dear (Name of Person),

(INDENT) Paragraph One

(INDENT) Paragraph Two

Sincerely,
Your Name

ACTIVITY

After you go to an Indians game, tell Rowdie about how much fun your class had.
Write a thank you note to tell Rowdie about your day at Victory Field.

DECIMALS AND BASEBALL ANSWER SHEET

ACTIVITY 1: CONVERT EACH DECIMAL TO A PERCENTAGE AND EACH PERCENTAGE TO A DECIMAL		
PLAYER	AVERAGE	PERCENTAGE
Endy Rodriguez	.258	25.8%
Billy Cook	.232	23.2%
Alika Williams	.255	25.5%
Konnor Griffin	.280	28.0%
Nick Gonzales	.237	23.7%

ACTIVITY 2: DETERMINE EACH PLAYER'S BATTING AVERAGE, THEN CONVERT THE AVERAGE INTO A PERCENTAGE. (THE FIRST PROBLEM HAS BEEN DONE FOR YOU.)				
PLAYER	HITS	AT-BATS	AVERAGE	PERCENTAGE
Ronny Simon	677	2367	.286	28.6%
Esmerlyn Valdez	355	1182	.300	30.0%
Rafael Flores Jr.	377	1521	.248	24.8%
Tyler Callihan	613	2329	.263	26.3%
Nick Yorke	313	1123	.279	27.9%
Henry Davis	103	436	.236	23.6%
Jared Triolo	920	3055	.301	30.1%

ACTIVITY 3

- 450 feet – (90 + 180 + 180)
- 325 feet
- 540 feet – (360 + 90 + 90)
- 8,820 feet per game – (147 x 60 feet)
- 10,270 feet per game – (8,820 feet + 1,270 feet + 180 feet)

Challenge Question 1: 34.23 football fields

Challenge Question 2: 8,820 feet per game x 8 = 13.36 miles

10,270 feet per game x 8 = 15.56 miles (1 mile = 5,280 feet)