

ONLY AT VICTORY FIELD



BASEBALL IN *Education*

GRADES 4-5

39°45'54"N

86°10'6"W



INDY'S
Original
HOME TEAM



**Welcome to the Indianapolis Indians
Baseball in Education program
for Grades 4 and 5**



The Indians created this packet to help students learn through the game of baseball. Each activity is aligned with education standards from the State of Indiana.

We invite you to turn the page and slide into Baseball in Education.

Have fun!





Your future starts here.



INDIANA UNIVERSITY

INDIANAPOLIS

indianapolis.iu.edu

BASEBALL IN EDUCATION CURRICULUM OUTLINE

Grades 4-5

- Pg 1 **CREATE YOUR OWN BASEBALL CARD**
Make baseball cards about yourself and a friend or family member using the principles of what's included in a baseball card.
- Pg 4 **BASEBALL UNIFORMS AND EQUIPMENT**
Answer questions from linked videos about how and why teams use different kinds of equipment and the kinds of uniforms they wear.
- Pg 6 **DECIMALS AND BASEBALL**
Complete the math problems using decimals from the game of baseball.
- Pg 11 **VISIT VICTORY FIELD**
Use your resources to plan a day at the ballpark.
- Pg 15 **BASEBALL CARD STATISTICS**
Learn about why statistics are important to baseball and how to calculate them.
- Pg 25 **THANK YOU NOTES**
Use the template to write a thank you note to Rowdie.
- Pg 27 **ANSWER SHEET**
Key to problems from earlier in the book.



CREATE YOUR OWN BASEBALL CARD

Create Your Own Baseball Card

(Indiana Standards: 4.ML.1, 5.ML.1, 4.RV.1, 5.RV.1, 4.W.1, 5.W.1, 4.SL.2.4, 5.SL.2.4)

NAME: ENDY RODRIGUEZ

POSITION: CATCHER

AGE: 25 YRS

| STATS | | |
|-----------------|------------|------------|
| BATTING AVERAGE | HITS | RUNS |
| .291 | 408 | 271 |

FUN FACTS

IN 2023, ENDY HOMERED IN THE FIRST GAME OF THE SEASON VS. OMAHA. THE FIRST INDIANS CATCHER TO HIT A HOME RUN IN THE TEAM'S SEASON OPENER SINCE RYAN DOUMIT IN 2005.

No. 1

CATCHER | #00

Endy
RODRIGUEZ

Baseball card back for Endy Rodriguez, featuring a batting stance photo, team name, position, number, and name in script and block letters.


Every Indianapolis Indians player has a baseball card. The player's information on the card includes his home state/country, height, weight, statistics, and if he throws and bats with his right or left hand. The card also highlights information about the

CREATE YOUR OWN BASEBALL CARD

Create a Baseball Card About Yourself

Create an autobiographical baseball card!

What important facts do you want people to know about you?
What events make you happy? Why are your friends important to you?
What do you like best about school?


| | |
|--|--|
| Your Name: | |
| Draw Your Picture Here: | |
|  | |
| When were you born? What important events have occurred in your life so far? | Why are friends important to you? What kind of people make good friends? |

| |
|---|
| What jobs interest you? Why? |
| What is one of the biggest problems or challenges you have had to face? How did you solve it? |
| What important characteristics do you want people to know about you? |

CREATE YOUR OWN BASEBALL CARD

Create a Baseball Card About Someone You Admire

Select someone from the past or present who interests you! What important facts do you want people to know about him/her?

| | |
|--|-------------------------------------|
| Name: | |
| Draw Their Picture Here: | |
|  | |
| Describe this person. | What was this person's job or work? |

| |
|---|
| Describe one or two important events of this person's life. |
| How did this person react or change after these events? |
| What did/does this person do for other people, the community or the world? |
| What was one thing this person did that got your attention? How did this person impact your life? |

BASEBALL UNIFORMS AND EQUIPMENT

Research Baseball Equipment

(Indiana Standards: 4.SL.2.5, 5.SL.2.5, 4.W.1, 5.W.1, 4.SL.2.1, 5.SL.2.1)

The first baseball team to wear baseball uniforms was the New York Knickerbockers in 1849. Baseball uniforms are designed to help players, officials, and the two teams tell the difference between players and teams. Most baseball uniforms have the names and numbers of players who wear them, usually on the back of the uniforms to distinguish players from one another. Uniforms have different logos and patches.

The logo is worn on either the left or right side of the jersey. Sometimes patches are added to the uniform. Patches might relate to the team's history, major events in baseball, special causes, or memorial patches. Jerseys, pants, socks, hats, cleats and gloves are part of the uniform.

The Indianapolis Indians have many different uniforms. See below.



BASEBALL UNIFORMS AND EQUIPMENT

Baseball Uniforms and Equipment

Click on the link to research each equipment item and fill out the chart below.

| EQUIPMENT | HOW IS IT MADE? | WHICH PLAYERS USE THIS EQUIPMENT? | HOW DOES THIS EQUIPMENT HELP THE PLAYER? |
|----------------|--|-----------------------------------|--|
| Bat | How Bats Are Made | | |
| Batting Helmet | Batting Helmet | | |
| Catcher's Mask | Catcher Direct Hit | | |
| Glove | Nokona Baseball Glove Maker | | |
| Cleats | Selecting Cleats | | |
| Baseball | How a Baseball is Made | | |
| Hats | Step-by-Step Ball Cap Making | | |

DECIMALS AND BASEBALL

Decimals and Baseball

(Indiana Standards: 4.NS.6, 4.NS.7, 5.NS.3, 5.NS.5)

Baseball teams use decimals for keeping track of batting and pitching statistics. Players, coaches and scouts use decimals every day.

ACTIVITY 1: USE FRACTIONS AND DECIMALS TO COMPLETE THE TABLE

Example: $7/10 = .7$

$10/100 = .10$

$345/1000 = .345$

$.110 = 110/1000$

$.5 = 5/10$

| Fraction | Decimal |
|------------|---------|
| $3/10$ | |
| | .6 |
| $8/10$ | |
| $12/100$ | |
| $25/100$ | |
| $50/100$ | |
| | .90 |
| $128/1000$ | |
| $321/1000$ | |
| | .298 |
| $113/1000$ | |
| $844/1000$ | |

DECIMALS AND BASEBALL

ACTIVITY 2: COMPLETE THE NUMBER SENTENCES USING <, >, OR =

.50 _____ .65

.32 _____ .54

.77 _____ .13

.40 _____ .35

.44 _____ .25

.82 _____ .82

.445 _____ .525

.345 _____ .284

.523 _____ .725

.218 _____ .325

.600 _____ .712

.900 _____ .900

ACTIVITY 3: USE THE CHART TO ANSWER THE QUESTIONS BELOW

| Person | Batting Average |
|----------------------|-----------------|
| Henry Hitter | .322 |
| Bill Baserunner | .314 |
| Carl Catcher | .332 |
| Ollie Outfielder Jr. | .330 |

1. Who has the highest batting average?
2. Using the batting averages, list the players in order from highest to lowest.
 - 1.
 - 2.
 - 3.
 - 4.

VISIT VICTORY FIELD

Plan a Trip to Victory Field

(Indiana Standards: 5.C.8, 4.AT.1,5.AT.2, 5.AT.5, 4.SL.2,1,5.SL.2,1,4.W.4, 5.W.4, 4.SL.4.2, 5.SL.4.2)



It's time to go to Victory Field! Plan a trip for a group of four people.
Your trip package should include the following items:

Tickets, Food, Drinks and Souvenirs

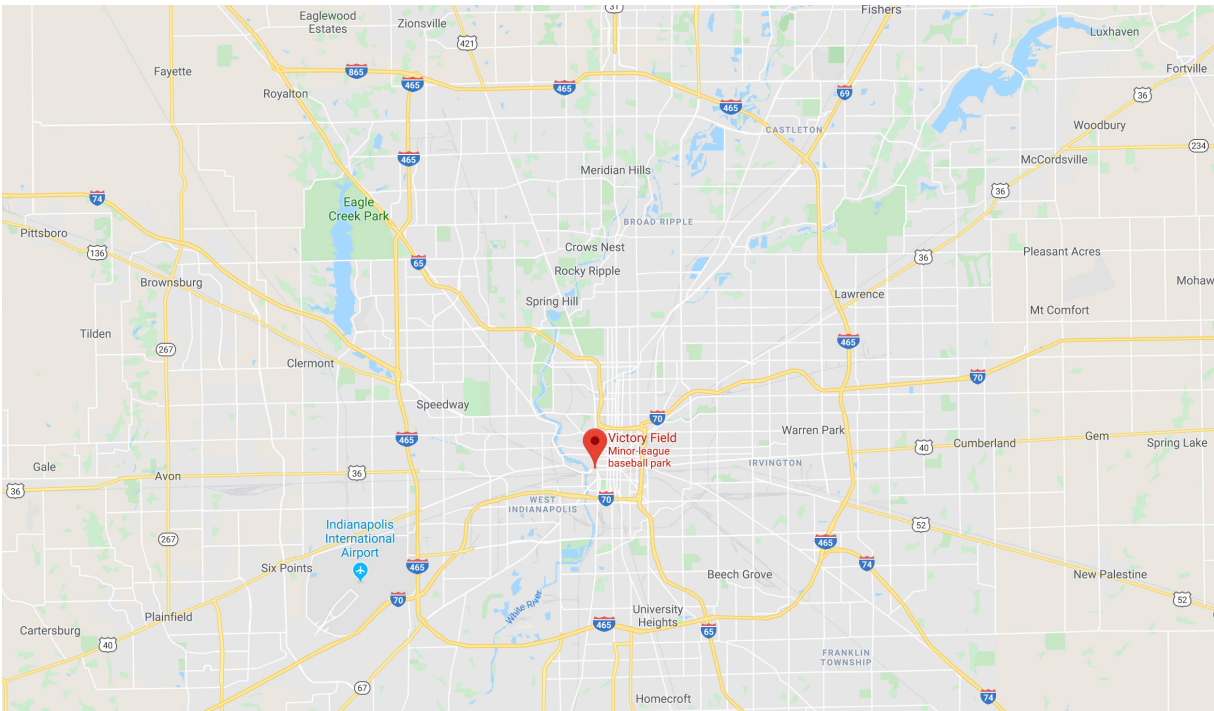
Include details about the cost of your travel package and what's included by using the information provided on pages 9 - 11. Choose one of the below options to promote your travel package.

- Make a flyer using Microsoft Publisher or another computer program
- Create a [Small Book](#) using paper

VISIT VICTORY FIELD

Where is Victory Field?

501 W. Maryland St. Indianapolis, IN 46225



VISIT VICTORY FIELD

VICTORY FIELD TICKET PRICES

| Tickets | Adults | 14 & Under | Knot Hole Kids Club |
|----------------|--------|------------|---------------------|
| Box Seats | \$19 | \$18 | \$6 |
| Reserved Seats | \$16 | \$15 | Free |
| Lawn | \$13 | \$12 | Free |

VICTORY FIELD SOUVENIR PRICES

| Clothing | |
|-----------------------------|------|
| Circle City T-shirt | \$10 |
| Red Indians T-shirt | \$10 |
| Gray Indians T-shirt | \$10 |
| Black Indians T-shirt | \$10 |
| 3/4 Sleeve Baseball Shirt | \$15 |
| Accessories | |
| Cotton Twill Hat | \$10 |
| Indians Sunglasses | \$5 |
| Indians Logo White Baseball | \$5 |
| Mini Bat | \$5 |
| Foam "#1" Finger | \$5 |



VISIT VICTORY FIELD

VICTORY FIELD FOOD AND BEVERAGE PRICES

| Food | |
|------------------------------|--------|
| Chicken Sandwich with Fries | \$9.00 |
| Personal Pizza | \$7.50 |
| Hamburger | \$4.50 |
| Cheeseburger | \$4.50 |
| Victory Dog | \$4.00 |
| Corn Dog | \$3.50 |
| Snacks | |
| Popcorn | \$5.00 |
| Nachos | \$4.50 |
| Pretzel | \$4.00 |
| Chips | \$3.75 |
| Candy (M&M, Sour Patch, etc) | \$3.75 |
| Rowdie's Ice Cream | |
| Dippin' Dots | \$4.50 |
| Helmet Sundae | \$4.50 |
| Bowl | \$3.75 |
| Cone | \$3.75 |
| Beverages | |
| McAlister's Famous Tea | \$4.75 |
| Soda Fountain Drink | \$4.25 |
| Soda Bottled | \$4.25 |
| Water | \$3.75 |
| Coffee | \$2.50 |



BASEBALL CARD STATISTICS

Teacher Information

This is a multi-step project and may require more than one class period. Each student needs a copy of the entire activity.



NAME: KONNOR GRIFFIN

POSITION: SHORTSTOP

AGE: 19 YRS

| STATS | | |
|-----------------|------------|------------|
| BATTING AVERAGE | HITS | RUNS |
| .336 | 167 | 120 |

FUN FACTS

KONNOR STOLE 65 BASES IN 2025, THE MOST BY A PITTSBURGH FARMHAND SINCE PEDRO POWELL STOLE 67 BASES IN 2007.

No.1



NAME: TERMARR JOHNSON

POSITION: SECOND BASE

AGE: 21 YRS

| STATS | | |
|-----------------|------------|------------|
| BATTING AVERAGE | HITS | RUNS |
| .249 | 324 | 239 |

FUN FACTS

TERMARR WAS THE STARTING SECOND BASEMAN FOR THE NATIONAL LEAGUE IN THE ALL-STAR FUTURES GAME AT TEXAS' GLOBE LIFE FIELD IN 2024.

No.1



NAME: ESMERLYN VALDEZ

POSITION: OUTFIELD

AGE: 21 YRS

| STATS | | |
|-----------------|------------|------------|
| BATTING AVERAGE | HITS | RUNS |
| .261 | 318 | 234 |

FUN FACTS

ESMERLYN HIT THE MOST HOME RUNS OUT OF ALL PIRATES MINOR LEAGUERS IN 2025, INCLUDING 26 LONG BALLS.

No.1



NAME: ALIKA WILLIAMS

POSITION: THIRD BASE

AGE: 26 YRS

| STATS | | |
|-----------------|------------|------------|
| BATTING AVERAGE | HITS | RUNS |
| .270 | 398 | 234 |

FUN FACTS

ALIKA HAD THE FIFTH-BEST FIELDING PERCENTAGE (.963) AMONG NATIONAL LEAGUE ROOKIE SHORTSTOPS IN 2023.

No.1



NAME: DOMINIC FLETCHER

POSITION: OUTFIELD

AGE: 28 YRS

| STATS | | |
|-----------------|------------|------------|
| BATTING AVERAGE | HITS | RUNS |
| .285 | 553 | 336 |

FUN FACTS

DOMINIC POSTED A CAREER BEST 19 GAME HITTING STREAK IN 2022 FROM APRIL 23, TO MAY 18.

No.1



NAME: ENDY RODRIGUEZ

POSITION: CATCHER

AGE: 25 YRS

| STATS | | |
|-----------------|------------|------------|
| BATTING AVERAGE | HITS | RUNS |
| .291 | 408 | 271 |

FUN FACTS

IN 2023, ENDY HOMERED IN THE FIRST GAME OF THE SEASON VS. OMAHA, THE FIRST INDIANS CATCHER TO HIT A HOME RUN IN THE TEAM'S SEASON OPENER SINCE RYAN DOUMIT IN 2005.

No.1

BASEBALL CARD STATISTICS

Instructions

On the back of the baseball card is the team name, player's name and statistics. Each brand of cards designs the information on the card differently. The number on the back of the card is a numeral between one and a few hundred. This indicates the card is part of a set.

The year the card was made is found near the bottom of the card. The back of the card includes information about the player's position, player's height and weight, BATS (Left or Right), and THROWS (Left or Right). It also shows batting statistics.

Look at the card. The first row shows abbreviated names for statistics. The next row or rows show statistics for year(s). It shows a date and the player's team for that year.

Career statistics are at the bottom of those rows.

STATISTICS FOR BATTER

| YR | TEAM | AVG | G | AB | R | H | 2B | 3B | HR | RBI | SB |
|----|--------|-----|---|----|---|---|----|----|----|-----|----|
| | | | | | | | | | | | |
| | | | | | | | | | | | |
| | Career | | | | | | | | | | |

AVG- Batting Average **G** - Games **AB** - At-Bats **R** - Runs **H** - Hits **2B** - Doubles **3B** - Triples
HR - Home Runs **RBI** - Runs Batted In **SB** - Stolen Bases

STATISTICS FOR PITCHERS

| YR | TEAM | W | L | ERA | G | GS | SV | IP | H | BB | K |
|----|--------|---|---|-----|---|----|----|----|---|----|---|
| | | | | | | | | | | | |
| | | | | | | | | | | | |
| | Career | | | | | | | | | | |

W - Wins **L** - Losses **ERA** - Earned Run Average **G** - Games Pitched **GS** - Games Started
SV - Saves **IP** - Innings Pitched **H** - Hits Allowed **BB** - Walks **K** - Strikeouts

Why are batter statistics important?

Batter stats are important to the player, coaches, pitchers and scouts. Statistics help the player analyze his strengths and weaknesses per game and/or over many games played.

The coach uses statistics to compare batters' strengths and performances to decide which players play that day.

The pitcher uses batter statistics to decide which pitches to throw to the batter.

Scouts use statistics to decide if a player gets moved to a different team.

Why are pitcher statistics important?

Pitcher stats are important to the pitcher, coaches and scouts. Statistics help the pitcher analyze his pitching strengths and weaknesses per game and/or over many innings pitched.

The pitching coach uses pitcher statistics to compare a pitcher's performance to other pitchers, create a regimen for improving a pitcher's talent, and to make a pitching rotation for upcoming games.

Scouts use pitching statistics to look for good pitchers to add or move them to a team.

Remember, the Indianapolis Indians are a farm club for the Pittsburgh Pirates. Every Indianapolis Indians player sets a goal to move to the major leagues.

Step One: Reading a Baseball Card

1. Tools for the activity: Baseball Card examples, Calculator
2. Each student enters (3) batter statistics and (3) pitcher statistics from the baseball cards into the form below.
3. Discuss and compare the player card statistics with the others in the group.

BATTER STATS

| Player Name: | | Position: | | | |
|--------------|----|-----------|---|----|-----|
| | HR | RBI | R | SB | AVG |
| Year | | | | | |
| Career | | | | | |

| Player Name: | | Position: | | | |
|--------------|----|-----------|---|----|-----|
| | HR | RBI | R | SB | AVG |
| Year | | | | | |
| Career | | | | | |

| Player Name: | | Position: | | | |
|--------------|----|-----------|---|----|-----|
| | HR | RBI | R | SB | AVG |
| Year | | | | | |
| Career | | | | | |

BASEBALL CARD STATISTICS

PITCHER STATS

| Player Name: | | Throws L or R: | | | |
|--------------|---|----------------|-----|----|---|
| | W | L | ERA | IP | K |
| Year | | | | | |
| Career | | | | | |

| Player Name: | | Throws L or R: | | | |
|--------------|---|----------------|-----|----|---|
| | W | L | ERA | IP | K |
| Year | | | | | |
| Career | | | | | |

| Player Name: | | Throws L or R: | | | |
|--------------|---|----------------|-----|----|---|
| | W | L | ERA | IP | K |
| Year | | | | | |
| Career | | | | | |

BASEBALL CARD STATISTICS

Step Two: Data Collection

1. Compile the information from each player in the table below

Note: Accuracy is VERY important.

| BATTER CAREER STATS | | | | | |
|----------------------------|-----------|------------|----------|-----------|------------|
| Player Name | HR | RBI | R | SB | AVG |
| | | | | | |
| | | | | | |
| | | | | | |

| PITCHER CAREER STATS | | | | | |
|-----------------------------|----------|----------|------------|-----------|----------|
| Player Name | W | L | ERA | IP | K |
| | | | | | |
| | | | | | |
| | | | | | |

BASEBALL CARD STATISTICS

Step Three: Sorting Players According to Top Stats

Use the data from the tables to complete the Top Players Form below. Work together as a group to rank the top 3 batters and pitchers in **each** category. Each

| BATTERS ACCORDING TO TOP STATS | |
|---------------------------------------|--|
| HR | |
| 1 | |
| 2 | |
| 3 | |
| RBI | |
| 1 | |
| 2 | |
| 3 | |
| R | |
| 1 | |
| 2 | |
| 3 | |
| SB | |
| 1 | |
| 2 | |
| 3 | |
| AVG | |
| 1 | |
| 2 | |
| 3 | |

BASEBALL CARD STATISTICS

| PITCHERS ACCORDING TO TOP STATS | |
|--|--|
| W | |
| 1 | |
| 2 | |
| 3 | |
| L | |
| 1 | |
| 2 | |
| 3 | |
| ERA | |
| 1 | |
| 2 | |
| 3 | |
| IP | |
| 1 | |
| 2 | |
| 3 | |
| K | |
| 1 | |
| 2 | |
| 3 | |

WHAT ARE EASY WAYS TO CONSERVE WATER AT HOME?

- A) Turn off the faucet while brushing your teeth
- B) Take shorter showers
- C) Only run the dishwasher when it's full
- D) All of the above

The answer is: D! All of these are great ways to help use less water around the house. Doing little things can make a big difference! You can do your part to help reduce your use and conserve water to save!

Find more ways to save at CitizensEnergyGroup.com.



This ad was not paid for by customer rates.



THANK YOU NOTES

Why Write a Thank You Note?

(Indiana Standards: 2.RV.1, 2.RV.2.1, 2W.3.3)

Writing thank you notes is very important. People do not know how you feel about going on a special field trip. Writing a thank you note lets people read your words and it helps them know how much you appreciated your field trip experience. When you write a thank you note, think about the person to whom you are writing. Think about what details you want to put into the thank you note. You might write about something that you saw, learned, or the fun you had with friends. Let the person know if you would like to go on a field trip again.

What you will need:

- The name and address of the person to whom you will write a note.
- Specific details about the things you did during your visit at the ballpark.
- The correct spelling of the words you plan to use in your note.
- Would you like to go again?

Formal and Informal Thank You Notes

A formal thank you note is formatted in a very specific way. The next page includes an easy-to-follow example. The formal thank you note may be used for writing to people who work in businesses or organizations.

An informal thank you note is written to friends or family.

THANK YOU NOTES

Formal Thank You Example

Business Name
Street Address
City, State, ZIP Code

Dear Mr. or Ms. (Name of Person),

(INDENT) Paragraph One

(INDENT) Paragraph Two

Sincerely, (CLOSING)
Your Name (SIGN & PRINT ON PAPER)

Informal Thank You Example

Informal notes are written on small thank you notes or plain paper.

Dear (Name of Person),

(INDENT) Paragraph One

(INDENT) Paragraph Two

Sincerely,
Your Name

Activity

After you go to an Indians game, tell Rowdie about how much fun your class had.
Write a thank you note to tell Rowdie about your day at Victory Field.

DECIMALS AND BASEBALL ANSWER SHEET

ACTIVITY 1

| |
|--------------------|
| .3 |
| $\frac{6}{10}$ |
| .8 |
| .12 |
| .25 |
| .50 |
| $\frac{90}{100}$ |
| .128 |
| .321 |
| $\frac{298}{1000}$ |
| .113 |
| .844 |

ACTIVITY 2

$$.50 \underline{\quad < \quad} .65$$

$$.32 \underline{\quad < \quad} .54$$

$$.77 \underline{\quad > \quad} .13$$

$$.40 \underline{\quad > \quad} .35$$

$$.44 \underline{\quad > \quad} .25$$

$$.82 \underline{\quad = \quad} .82$$

$$.445 \underline{\quad < \quad} .525$$

$$.345 \underline{\quad > \quad} .284$$

$$.523 \underline{\quad < \quad} .725$$

$$.218 \underline{\quad < \quad} .325$$

$$.600 \underline{\quad < \quad} .712$$

$$.900 \underline{\quad = \quad} .900$$

ACTIVITY 3

1. Who has the highest batting average? **Carl Catcher**
2. Using the batting averages, list the players in order from highest to lowest.
 1. **Carl Catcher**
 2. **Ollie Outfielder Jr.**
 3. **Henry Hitter**
 4. **Bill Baserunner**