

Ryne Nelson



Zac Curtis



Tristin English




Daulton Varsho



Andy Yerzy



Dansby Swanson



Yeggy Perez-Ramos



Jordan Lavarlar



Corbin Carroll



Sergio Alcantara



Carlos Hernandez



Gerald Perdomo



Jorge Barrosa



Pavin Smith



A.J. Vukovich



Drey Jameson



Jake McCarthy



Nate Robertson

History & Records

Developed and Edited by Rich Burk

Hillsboro Hops History & Records 2013-2022



High-A Affiliate of the Arizona Diamondbacks
Ron Tonkin Field • 4460 NE Century Blvd.
Hillsboro OR 97124 • (503) 640-0887
www.hillsborohops.com

Contents

2	From the Editor
3	2013 Season Recap
4	2013 Game-By-Game Results
5	2013 Statistics
6	2014 Season Recap
7	2014 Game-By-Game Results
8	2014 Statistics
9	2015 Season Recap
10	2015 Game-By-Game Results
11	2015 Statistics
12	2016 Season Recap
13	2016 Game-By-Game Results
14	2016 Statistics
15	2017 Season Recap
16	2017 Game-By-Game Results
17	2017 Statistics
18	2018 Season Recap
19	2018 Game-By-Game Results
20	2018 Statistics
21	2019 Season Recap
22	2019 Game-By-Game Results
23	2019 Statistics
24	2021 Season Recap
25	2021 Game-By-Game Results
26	2021 Statistics
28	2022 Season Recap
29	2022 Game-By-Game Results
30	2022 Statistics
32	WOW! The Hops and Walk-Off Wins
33	Year-By-Year Team Statistics
34	Come from behind wins/losses
35	From The Tonk to The Show
36	Notes on a scorecard
36	All-time 1-0 games
36	All-time games decided by 10+ runs
36	Best/worst records by series length
37	All-time results in extra-innings
37	Hillsboro & Eugene: a great rivalry
38	Pinch-hit history
38	Back-to-back home runs
38	Four- and five-hit games
39	Yearly NWL standings & leaders
42	Results by category 2013-22
43	Hops Host 2017 All-Star Game
44	Career games played by position

45	Postseason box scores
51	Single-season/career top 10 charts
57	Pictorial all-time Hops register

69 HOPS RECORDS 2013-22

69 Batting Records

69	At-Bats
69	Plate Appearances
70	Batting Average
70	Slugging Percentage
70	On-Base Percentage
71	On-Base Plus Slugging
71	Runs Scored
72	Hits
73	Singles
74	Doubles
74	Triples
75	Home Runs
75	Pinch-Hit Home Runs
76	HR leading off game
76	Grand Slams
76	Extra-Base Hits
77	Total Bases
78	Cycles
78	RBIs
78	Runners Left On Base
79	Walks Drawn
79	Strikeouts by Batter
80	Stolen Bases
81	Times Caught Stealing
81	Times Hit By Pitch
82	Sacrifice Bunts
82	Sacrifice Flies
83	Times GIDP
83	Pitching Records
83	Wins
83	Losses
84	Saves
84	Winning Percentage
84	ERA
84	WHIP

85	Batting Avg Against
85	Innings Pitched
86	Complete Games
86	Shutouts
86	No-Hitters
86	Hits Allowed
87	Runs Allowed
88	Earned Runs Allowed
88	Walks Allowed
89	Strikeouts
90	Home Runs Allowed
90	Hit Batters
91	Wild Pitches
91	Balks
92	Fielding Records
92	Errors
93	Double Plays
93	Triple Plays
94	Outfield Assists
94	Catchers' Caught Stealing
94	Passed Balls
95	Service Time Records
95	Games/Seasons Played
96	Misc. Team Records
96	Players/Pitchers Used
96	Length of Game
97	Attendance
97	Official Game Temp.

Photo credits:

Cover, season recaps and
2017 All-Star Game:
Craig Mitchelldyer

Historical photo register:
Craig Mitchelldyer
Bil Jacobs
Michael Jacobs

From the editor:

As a kid growing up in Southern California, I was bothered by a math problem.

(Later on, when I started college, I even planned on majoring in math... until two things happened: first, I took calculus; and second, my junior college baseball coach suggest I major in broadcasting, and become a sportscaster. So if you gain *any* enjoyment out of my broadcasts, you have John Seeley to thank. But that's a story for another column. Maybe next year.)

Alas, I digress. Back to the original math problem.

I was lucky enough to grow up in Dana Point, within easy driving distance to *three* major-league baseball teams. (Well, it was easy to me. I sat in the passenger seat while my dad or mom, or occasionally my sister Nancy, fought their way through Southern California traffic.) And I remember 1979, when the San Diego Padres—who were born in 1969—celebrated their 10th anniversary. And 1981, when the California Angels celebrated their 20th. And 1982, when the Dodgers celebrated the 20th anniversary of the opening of Dodger Stadium (I still own a t-shirt commemorating that one).

The problem to my young mind was this: The Padres' 10th anniversary came in their *11th* season. The Angels' 20th came in their 21st. And the 20th anniversary season of Dodger Stadium came in the park's 21st year.

With the Hillsboro Hops, who were born in 2013, we will never have that issue. (If there's a silver lining to the pandemic, it is this.) Because there was no professional baseball season in 2020, this year, 2023, is both the Hops' 10th season, *and* the 10th anniversary of our first year.

Make sense? (For what it's worth, the adult Rich Burk is no longer bothered by such issues. But if I was, I wouldn't have to worry.)

So I'm happy to present to you the 10th anniversary Hillsboro Hops' History & Records Guide. Or the 10th *season* Hillsboro Hops' History & Records Guide. Either one works!

One of the joys of building this publication each year is making new discoveries. As noted in this space over the past two years, while I hope you Hops fans enjoy this publication, its original purpose—and still its primary role—is as a tool for me and my broadcast partner, Matt Richert. (And now our fellow partner, Seth Hoiland.) Rare is the broadcast when we don't pick

this thing up to reference how something matches up to previous games. Almost every game, some obscure—or not-so-obscure—Hops record is approached, matched or broken.

But there are still new discoveries to be made.

For example, on April 23rd of last season, West Linn native Tim Tawa—a rare Oregonian to play for the Hops—hit the first pitch of a game in Spokane for a home run. Four weeks later—at Everett on May 19th—he did the same thing. (Remarkably, in each case, it was the only run the Hops would score in the game.) That got us thinking: how many times has a Hops hitter led off a game with a home run? We didn't know, because it wasn't a category we tracked.

Well, after some fun off-season research, now we do. (The answer, if you're wondering, is 14! Jorge Barrosa, who played for the Hops from 2019-2022, hit four home runs leading off the first inning. Tawa did it twice, and eight players have done it once each. You can find the full list on page 76.)

Another new discovery—this one actually dug up last April when I was laid up with Covid, and now included in this year's book—concerns come-from-behind wins.

Eighteen times in the Hops 797-game history they've won games where they trailed by four or more runs. In nine of those games they trailed by at least five. Twice they've come from six down, and once from seven down. And the Hops' largest comeback is from an eight-run deficit, when they trailed Vancouver 8-0 at Ron Tonkin Field on 8/3/17, and came back to win 9-8.

And, since I believe in equal time (and because I was really missing baseball when I had Covid), I also figured out that the Hops have *lost* 15 games in which they *led* by four or more runs, including a loss after leading by seven runs at Salem-Keizer on 8/12/14.

You can find the full list on page 34. And that's the only math you need to know for now.

Enjoy!



Rich Burk
TV & Radio Play-By-Play Announcer
The Voice of Summer in Portland since 1995

2013

First things first: The Hops played the first game in franchise history on June 14, 2013—a 3-2 loss at Salem-Keizer. Center fielder **Brian Billigen** was the first batter, second baseman **Ryan Gebhardt** had the first hit, and third baseman **Jordan Parr** scored the first run. Two days later, in the finale of the series in Keizer, **Josh Parr**—Jordan’s brother—hit the first home run in team history.

Hops open their new yard: Beautiful Hillsboro Ballpark (it wouldn’t be renamed Ron Tonkin Field until the following season) opened on Monday, June 17, 2013—1,015 days since the previous professional baseball game in the Portland area (played by the Portland Beavers). The Hops treated the fans to a 12-0 win over Eugene, with **Jordan Parr** hitting the first home run at the new park.

Crazy, but true: The Hops scored runs in *each of the first six innings* in the first game at their new park en route to the 12-0 win. Through the end of the 2022 season, it remains the only time in franchise history, home or road, that the Hops have scored in six consecutive innings in the same game.

Hey 19: On July 7, 2013—the 24th game in club history—the Hops played the longest game they’ve ever played, a 19-inning, 5-4 win over the Vancouver Canadians. (With minor league baseball’s new extra-inning rules instituted in 2018, this record isn’t going anywhere.)

Humble beginnings: The Hops stumbled out of the gate in their first year, losing 25 of their first 33 games.

The turning point: July 18, 2013—the 34th game in franchise history—was an otherwise unremarkable 5-3 win at home over Spokane. From that date on, however—the final 43 games of the season—the Hops had the best record in the Northwest League. And in their seven-season history at the Short Season Class A level from 2013-2019—incredibly, even including the 8-25 start—the Hops had the highest winning percentage in all of minor league baseball.

The W.O.W. magic begins: Hillsboro had four walkoff wins in July 2013, and added another in late August—all five in extra innings. Left fielder **Yogey Perez Ramos**, a fan favorite in 2013, was the central figure, collecting the winning hit in four of the five games.

Top prospect trail begins: The Arizona Diamondbacks began their trend of sending top prospects to Hillsboro,



Professional baseball returned to the Portland area on June 17, 2013. Local youth baseball players, surrounded by members of the Hops, delivered the ceremonial home plate on Opening Night, 1,015 days after that very home plate was unearthed from PGE Park in downtown Portland following the Triple-A Portland Beavers’ final game.

with pitchers **Braden Shipley** and **Aaron Blair** both pitching for the Hops. Other strong prospects included pitchers **Jimmie Sherfy** and **Jose Martinez**, and first baseman **Daniel Palka**.

No-no magic in heat of pennant race: The Hops entered the final weekend one game behind Salem-Keizer, needing a three-game sweep in Boise, and hoping Eugene could take two of three in Keizer. With all of that on the line, Hops right-hander **Kyle Schepel** (“skay-pul”) tossed a nine-inning no-hitter in the series opener at Boise (8/31/13), a 5-0 Hops win. Other than a rain-shortened five-inning no-no some years before, Schepel’s gem was the first complete-game no-hitter in the NWL since 1993.

Hops hopes fizzle: Though Hillsboro swept Boise on the final weekend, their playoff hopes came to an end on the penultimate day, Saturday, Sept. 1st, when Salem-Keizer beat Eugene. (Boise swept Salem-Keizer 2-0 in the South Division Series, but themselves were swept by Vancouver in the NWL Championship Series.)

The one and only: From 2013-19, including the playoffs, the Hops played 555 games at the Short-Season A-ball level. Their 10-6 win at Boise on the final day of their inaugural season, Sept. 2, 2013, was the only game they ever played at that level in which, when they took the field, they knew they had no chance to win a league championship.

2013 Game-By-Game Results and Notes

	OPP	W/L	SCORE	HOPS				OPPONENT				GB/		WINNER	LOSER	SAVE	TIME	ATT	NOTES	
				R	H	E	L	R	H	E	L	REC	POS	GA						
6/14	@S-K	L	2-3	2	6	2	6	3	6	0	11	0-1	T3	-1.0	C. Johnson	B. Eckels	R. Montero	2:38	3,421	1st game franchise history.
6/15	@S-K	L	4-8	4	11	5	8	8	9	1	8	0-2	4	-2.0	J. Shadle	A. Carreras*		3:13	3,196	5E lead to 2 key UER.
6/16	@S-K	L	6-7	6	13	4	11	7	14	1	8	0-3	4	-3.0	J. Reyes	K. Triana	R. Montero	3:26	3,687	Josh Parr 1st HR franchise hist; 4Es.
6/17	Eug	W	12-0	12	12	1	2	0	3	3	6	1-3	T3	-3.0	J. Martinez	J. Enloe		2:46	4,710	G1 new park; Jordan Parr 1st HR.
6/18	Eug	L	0-2	0	3	1	10	2	9	1	7	1-4	4	-4.0	K. Lloyd	J. Pulley	J. Guzman	2:58	3,176	E hurts again, both runs UER.
6/19	Eug	W	2-1	2	6	0	6	1	4	3	9	2-4	T3	-3.0	B. Eckels	E. Cabrera	Y. Camacho	2:41	2,744	McCurry 2-r 1B; 6-3 DP ends gm.
6/20	@Evt	Rained out.											4	-2.5						Rescheduled to doubleheader 6/22.
6/21	@Evt	L	5-6 (11)	5	8	6	6	6	9	1	12	2-5	4	-2.5	J. Valdivia	A. Byo*		3:25e	2,740	Lead 4-0 into B8; 5 late Es.
6/22	@Evt-1	L	1-3 (7)	1	2	2	3	3	2	0	4	2-6	4	-2.5	T. Vieira	A. Platt	S. Ewing	1:44s	-----	0-0 B6, D.J. Peterson 3-r H
6/22	@Evt-2	W	7-1 (7)	7	5	0	4	1	7	4	5	3-6	4	-2.0	K. Triana	R. White		2:03s	3,029	Kinsella HR starts 5-r rally T6
6/23	@Evt	L	5-6	5	7	2	5	6	8	2	9	3-7	4	-3.0	A. Brooks	Y. Camacho*		2:54	2,095	Lead 5-0, D.J. Peterson slam B5.
6/24	@Evt	L	2-3	2	7	0	12	3	8	0	12	3-8	4	-4.0	N. Valenza	C. Stevens*	R. Vargas	2:55	1,267	2 BL BB for Evt; 1:28 rain delay B4.
6/25	@Boi	Rained out.											4	-4.5						Rescheduled to doubleheader 6/26.
6/26	@Boi-1	L	3-4 (7)	3	5	2	4	4	6	1	5	3-9	4	-5.5	C. Martinez	Y. Camacho*		2:07s	2,044	The Hops 6th 1R loss of year.
6/26	@Boi-2	W	3-2 (7)	3	4	2	2	2	7	4	8	4-9	4	-5.0	D. Gibson*	P. Blackburn	W. Locante	1:59s	-----	The Hops 2nd 1R win of the year.
6/27	@Boi	L	3-5	3	7	0	7	5	9	0	5	4-10	4	-6.0	J. Rakkar	J. Shuttlesworth*		2:33	2,544	Y. Balaquert 2-r HR B8 off Shutt.
6/28	S-K	L	4-10	4	10	1	10	10	14	1	10	4-11	4	-7.0	L. Mendoza	J. Martinez		3:21	4,126	Z. Esquerria 2-4 with HR & 3 RBIs.
6/29	S-K	L	2-7	2	10	2	8	7	13	1	13	4-12	4	-8.0	C. Johnson	J. Pulley		2:49	4,710	Jor. Parr 3-4 with 2B and 2 RBIs.
6/30	S-K	L	3-4	3	6	0	5	4	8	1	8	4-13	4	-9.0	D. Leenhouts	R. Gerdeman	R. Montero	2:42	3,721	Jor. Parr & Ty Linton solo HR each.
7/1	@Eug	L	0-4	0	3	1	4	4	7	0	8	4-14	4	-9.0	E. Schoenrock	B. Eckels		2:23	1,867	Hops shutout for second time.
7/2	@Eug	L	2-3 (11)	2	8	4	10	3	8	2	9	4-15	4	-9.0	G. Reyes	W. Locante*		3:31e	2,054	Locante blown save and loss.
7/3	@Eug	W	5-2	5	9	1	8	2	5	1	8	5-15	4	-9.0	Y. Camacho	B. Verbitsky	J. Shuttlesworth	2:48	5,028	Linton hits 3rd HR in 4 games
7/4	Van	L	2-9	2	14	6	9	9	8	0	6	5-16	4	-10.0	E. Brown	J. Pulley		2:41	4,710	6E for Hops, 6UER allowed.
7/5	Van	W	5-4 (10)	5	10	0	6	4	13	0	11	6-16	4	-10.0	W. Locante*	G. Pickens		3:05e	3,210	Perez-Ramos walkoff 1B in 10th.
7/6	Van	L	4-16	4	9	1	12	16	22	1	8	6-17	4	-10.0	K. Anderson	B. Eckels		3:13	4,057	L. Dantzler 4-6; 3 2B & 3 RBI.
7/7	Van	W	5-4 (19)	5	15	1	13	4	7	2	10	7-17	4	-9.0	Y. Camacho*	C. Ghysels		5:28e	3,459	Sac fly scores Leonard in 19th.
7/8	Van	L	6-8	6	10	0	10	8	9	2	9	7-18	4	-9.0	B. Dorsett	R. Gerdeman*	J. Kountis	3:14	2,454	Dantzler 2-4 w/ 2B, HR & 2 RBI.
7/10	@T-C	L	1-4	1	2	2	3	4	4	0	3	7-19	4	-9.0	S. Moll	J. Pulley	T. Daniel	2:09	1,384	Hops 2-hit for 2nd time.
7/11	@T-C	W	6-4	6	10	1	9	4	4	1	8	8-19	4	-9.0	Y. Camacho*	J. Vargas	D. Gibson	2:57	1,773	Camacho wins third straight outing.
7/12	@T-C	L	4-6	4	9	1	9	6	7	1	6	8-20	4	-10.0	S. Stewart	B. Eckels		2:55	3,773	Hops fail again to get a W streak.
7/13	@T-C	L	2-15	2	7	5	9	15	14	1	10	8-21	4	-11.0	R. Warner	B. Shipley		3:04	2,721	Hops take largest loss of season.
7/14	@T-C	L	1-4	1	4	0	12	4	3	2	7	8-22	4	-11.0	S. Broyles	J. Martinez	T. Daniel	2:45	1,729	Hops go 1-4 in first trip to Tri-City.
7/15	Boi	L	4-7	4	12	0	11	7	10	0	4	8-23	4	-12.0	D. Underwood	R. Gerdeman		2:48	2,525	Josh Parr 3R HR in 9th.
7/16	Boi	L	0-3	0	3	0	4	3	9	0	10	8-24	4	-13.0	T. Masek	J.R. Bradley*	M. Ianazzo	2:36	3,865	Hops shutout for 3rd time of year.
7/17	Boi	L	1-5	1	4	1	5	5	5	0	6	8-25	4	-14.0	L. Padron	B. Eckels		2:47	2,757	Losing streak extended to 6 games.
7/18	Spo	W	5-3	5	9	4	5	3	12	2	14	9-25	4	-13.0	A. Platt*	T. Dean	J. Sherfy	3:00	3,292	Snap 6G L streak, Sherfy 1st SV.
7/19	Spo	W	7-2	7	5	0	8	2	5	3	2	10-25	4	-13.0	J. Martinez	K. Castro		2:41	3,046	Hops get first W streak of year.
7/20	Spo	L	2-4	2	9	1	11	4	6	2	5	10-26	4	-13.0	A. De La Cruz	R. Gerdeman	K. Kela	2:49	4,265	Esquerria 2R HR not enough.
7/21	Spo	W	6-5 (13)	6	16	0	14	5	9	2	6	11-26	4	-12.0	B. Forslund*	R. Alvarez		4:15e	4,002	Perez-Ramos walkoff 2B in 13th.
7/22	Spo	L	3-11	3	8	0	10	11	11	1	8	11-27	4	-13.0	T. Dean	C. Stevens*		3:19	2,681	Hops allow nine runs in seventh.
7/23	@S-K	W	9-6	9	13	2	8	6	11	3	11	1-0	T1	---	A. Platt*	J. Kurrasch	J. Sherfy	3:23	1,893	Hops beat S-K for first time in 2013.
7/24	@S-K	L	1-4	1	6	2	4	4	6	1	8	1-1	T1	---	J. Shadle	P. Smith*	R. Montero	2:34	2,069	3 UER sink Hops.
7/25	@S-K	W	1-0	1	7	1	4	0	9	0	9	2-1	T1	---	J. Shuttlesworth*	C. McVey	D. Gibson	2:18	1,923	Gerdeman goes 7.2; 1st 1-0 gm.
7/26	Evt	W	4-3 (11)	4	12	1	12	3	8	3	7	3-1	1	+1.0	W. Locante*	M. Chen		3:07e	3,647	Yogey 3rd walkoff hit of year.
7/27	Evt	W	9-0	9	12	0	7	0	5	1	8	4-1	1	+1.0	B. Eckels	T. Vieira		2:34	4,274	Eckels 7 ShOip; Gutierrez 3-r HR.
7/28	Evt	L	0-6	0	4	1	5	6	11	2	10	4-2	T1	---	S. Ewing	B. Shipley		2:35	4,004	Reinheimer strange IPHR.
7/29	Evt	L	0-6	0	2	0	3	6	10	0	6	4-3	2	-1.0	J. Zokan	B. Forslund*		2:13	2,611	Hops 19 inn, 0r; Esquerria to DL.
7/30	Evt	L	0-6	0	2	1	3	6	7	0	2	4-4	T2	-1.0	L. Huijter	R. Gerdeman		2:05	3,206	28 inn w/o a run; 1st hit 7th inn.
7/31	@Van	W	7-1	7	8	0	5	1	5	4	11	5-4	T1	---	A. Blair	J. James		2:49	4,726	Blair 5ip, 3h, 1r, 2bb, 3k, 1st pro W
8/1	@Van	W	4-3	4	8	1	9	3	7	3	7	6-4	T1	---	B. Eckels	K. Anderson	D. Gibson	2:37	4,565	Eckels W 2nd straight
8/2	@Van	L	8-9 (10)	8	9	2	9	9	16	3	10	6-5	T1	---	J. Spano	J.R. Bradley*		3:29e	4,033	Hops 5 in T9 to tie
8/3	@Van	L	2-8	2	9	2	8	8	7	1	4	6-6	T1	---	T. Robson	B. Forslund		2:20	5,157	14 Hops go down on strikes; 1bb
8/4	@Van	L	0-4	0	7	1	6	4	6	1	3	6-7	T3	-1.0	S. Dawson	R. Gerdeman	Pickens	2:13	5,157	9 Hops go down on strikes; 1bb
8/8	T-C	W	3-2	3	10	0	7	2	7	1	10	7-7	T2	-1.0	J. Shuttlesworth*	A. Senzate	J. Sherfy	2:30	2,845	Hops go 0-for-8 w/ RISP, still win.
8/9	T-C	W	15-4	15	20	1	13	4	9	4	13	8-7	T2	-1.0	B. Eckels	J. Vargas		3:08	3,055	Hops set franchise record in R/H.
8/10	T-C	W	6-3	6	9	1	6	3	8	2	8	9-7	T2	-1.0	J.R. Bradley*	T. Neiman	J. Sherfy	2:42	3,528	3 straight wins @H, most ever.
8/11	T-C	L	0-2	0	3	2	7	2	6	1	9	9-8	T3	-2.0	R. Warner	A. Platt	T. Daniel	2:30	4,013	No score with BL, 0 out for 3rd time.
8/12	T-C	W	2-0	2	3	0	6	0	8	2	9	10-8	T2	-2.0	R. Gerdeman	K. Wade	J. Sherfy	2:09	2,477	Gerdeman 7 scoreless ip for 1st win.
8/13	S-K	L	0-3	0	6	3	9	3	11	1	12	10-9	3	-3.0	Chase Johnson	A. Blair	D. Slania	3:00	2,935	Hops strand 6 in scoring position.
8/14	S-K	W	2-0	2	6	0	5	0	4	4	8	11-9	2	-2.0	B. Eckels	P. Young	B. Weller	2:22	2,778	Both runs UE, Eckels' 4th str. W
8/15	S-K	L	5-6	5	10	0	8	6	9	0	7	11-10	3	-3.0	J. Nova	B. Weller*	R. Montero	3:02	3,707	4 lead changes, S-K scores 2 in 9th
8/16	@Spo	L	1-5	1																

2013 Statistics

* = Left-handed hitter or pitcher # = Switch-hitter

BATTING	Age	G	PA	AB	R	H	2B	3B	HR	RBI	SB	CS	BB	SO	BA	OBP	SLG	OPS	TB	DP	HB	SH	SF
Justin Bianco*	20	3	14	12	1	3	1	0	0	0	0	0	1	2	.250	.357	.333	.690	4	0	0	0	0
Brian Billigen*	23	56	216	188	25	41	10	3	2	21	4	1	15	50	.218	.308	.335	.644	63	0	10	2	1
Cesar Carrasco	19	26	110	98	9	23	3	0	0	6	0	0	9	16	.235	.300	.265	.565	26	7	1	0	2
William Castillo	20	21	57	50	1	7	2	0	0	3	0	1	4	16	.140	.204	.180	.384	9	1	0	3	0
Denver Chavez#	23	8	29	25	1	6	3	0	0	7	2	0	2	9	.240	.321	.360	.681	9	0	1	1	0
Zach Esquerria	22	46	202	184	22	52	10	3	8	33	1	0	15	62	.283	.347	.500	.847	92	4	3	0	0
Ryan Gebhardt	21	69	280	252	22	65	13	1	0	19	5	5	18	27	.258	.308	.317	.625	80	7	2	4	4
Yosbel Gutierrez	20	34	138	125	24	27	8	2	1	15	3	0	5	34	.216	.270	.336	.606	42	7	5	1	2
Ryan Kinsella*	21	30	108	92	7	22	8	0	1	5	0	0	13	29	.239	.333	.359	.692	33	1	1	0	2
John Leonard	21	33	109	95	7	16	1	1	0	3	0	2	9	25	.168	.238	.200	.438	19	3	0	4	1
Ty Linton	22	22	82	75	7	16	1	0	3	11	0	0	5	27	.213	.268	.347	.615	26	1	1	0	1
Wagner Mateo*	20	9	33	32	2	5	2	0	0	3	0	0	1	13	.156	.182	.219	.401	7	1	0	0	0
Randy McCurry	23	55	222	199	13	43	7	0	0	21	0	1	15	37	.216	.269	.251	.521	50	6	1	3	4
Grant Nelson	21	13	47	41	4	6	0	0	0	3	0	0	6	14	.146	.255	.146	.402	6	2	0	0	0
Daniel Palka*	21	12	55	47	10	16	1	2	2	10	1	0	7	16	.340	.418	.574	.993	27	1	0	0	1
Jordan Parr	22	46	182	159	18	36	8	2	2	18	10	1	18	32	.226	.311	.340	.651	54	7	2	2	1
Josh Parr	23	19	76	64	9	17	3	1	2	7	5	1	10	14	.266	.373	.438	.811	28	1	1	1	0
Yogev Perez-Ramos*	24	67	296	261	35	82	16	3	0	24	15	4	25	39	.314	.382	.398	.781	104	4	5	3	2
Taylor Ratliff*	21	59	257	216	35	46	5	0	0	7	21	3	34	56	.213	.328	.236	.564	51	1	3	4	0
George Roberts	23	57	244	215	34	54	8	1	7	33	3	0	17	50	.251	.326	.395	.722	85	8	8	2	2
Elvin Soto#	21	45	173	153	12	32	9	1	1	7	3	0	15	41	.209	.288	.301	.589	46	0	2	3	0
TOTALS	21.8	76	2930	2583	298	615	119	20	29	256	73	20	245	613	.238	.313	.333	.646	861	62	46	33	23
OPPONENTS		76	2962	2543	319	610	111	21	27	275	72	36	305	596	.240	.333	.332	.665	844	57	60	33	21

PITCHING	Age	W	L	W-L%	ERA	G	GS	GF	CG	SHO	SV	IP	H	R	ER	HR	BB	IBB	SO	HBP	BK	WP	WHIP
Aaron Blair	21	1	1	.500	2.90	8	8	0	0	0	0	31.0	25	10	10	2	13	0	28	2	0	1	1.23
J.R. Bradley	21	2	2	.500	2.38	15	0	6	0	0	0	22.2	21	10	6	0	12	0	24	2	0	5	1.46
Alex Bvo	22	0	1	.000	9.82	5	0	1	0	0	0	7.1	16	9	8	0	6	0	7	0	0	1	3.00
Yoimer Camacho	23	3	3	.500	2.36	14	1	6	0	0	1	26.2	20	11	7	1	14	1	26	3	0	1	1.28
Alexander Carreras*	23	0	1	.000	4.82	6	0	0	0	0	0	9.1	8	6	5	0	7	0	5	1	0	3	1.61
Ryan Doran	22	2	0	1.000	2.18	3	3	0	0	0	0	20.2	23	5	5	0	3	0	21	0	0	2	1.26
Ben Eckels	19	6	6	.500	3.12	15	13	1	0	0	0	83.2	65	35	29	2	40	0	60	15	2	10	1.26
Blake Forslund	23	1	2	.333	3.98	11	1	4	0	0	0	31.2	23	16	14	2	17	0	24	3	0	4	1.26
Ross Gerdeman	23	3	7	.300	3.56	15	13	0	1	1	0	93.2	88	39	37	4	26	0	59	5	0	3	1.22
Daniel Gibson*	21	1	0	1.000	0.45	14	0	4	0	0	3	20.0	17	5	1	0	8	0	22	2	0	2	1.25
Jose Jose*	22	0	0	.000	0.00	6	0	4	0	0	3	6.1	1	0	0	0	5	0	10	0	0	0	0.95
Will Locante*	23	3	1	.750	2.25	21	0	12	0	0	1	24.0	18	13	6	0	18	0	33	1	0	5	1.50
Jose Martinez	19	2	3	.400	4.03	10	10	0	0	0	0	38.0	20	20	17	3	25	0	30	8	0	6	1.18
Austin Platt	21	4	3	.571	2.62	15	7	0	1	0	0	79.0	71	40	23	5	40	0	53	5	1	9	1.41
Jonathan Pulley	20	0	4	.000	3.68	7	5	1	0	0	0	29.1	29	19	12	1	8	0	17	3	0	0	1.26
Kyle Schepel	22	1	0	1.000	2.84	4	4	0	1	1	0	25.1	19	8	8	0	10	0	23	0	0	0	1.15
Jimmie Sherfy	21	0	0	.000	0.00	9	0	8	0	0	5	9.0	3	0	0	0	1	0	17	2	0	0	0.44
Braden Shipley	21	0	2	.000	7.58	8	8	0	0	0	0	19.0	30	18	16	1	6	0	24	1	1	2	1.90
Johnny Shuttlesworth	23	3	1	.750	2.01	18	0	9	0	0	1	22.1	16	5	5	1	3	0	21	2	0	1	0.85
Patrick Smith	23	1	1	.500	3.34	20	0	4	0	0	0	29.2	36	18	11	1	11	0	28	2	0	3	1.58
Chase Stevens	22	0	2	.000	5.51	20	0	6	0	0	0	32.2	36	21	20	2	20	0	45	2	0	1	1.71
Karl Triana	20	1	1	.500	4.60	4	3	0	0	0	0	15.2	21	9	8	2	5	0	11	1	2	4	1.66
Blayne Weller	23	0	1	.000	2.57	7	0	7	0	0	3	7.0	4	2	2	0	7	0	8	0	0	1	1.57
TOTALS	21.6	34	42	.447	3.29	76	76	73	3	7	17	684.0	610	319	250	27	305	1	596	60	6	64	1.34
OPPONENTS		42	34	.553	3.00	76	76	76	0	9	22	688.0	615	298	229	29	245	6	613	46	4	65	1.25

FIELDING	G	PO	A	E	DP	Fld%
George Roberts	43	429	42	6	33	.987
Ryan Kinsella	15	127	10	2	14	.986
Daniel Palka	10	92	6	2	8	.980
Wagner Mateo	9	76	2	0	7	1.000
Cesar Carrasco	2	16	3	0	3	1.000

SECOND BASE	G	PO	A	E	DP	Fld%
John Leonard	28	52	87	0	18	1.000
William Castillo	18	20	52	5	6	.935
Randy McCurry	17	30	51	1	8	.988
Josh Parr	12	17	26	3	7	.935
Denver Chavez	7	11	21	1	8	.970
Ryan Gebhardt	1	1	1	0	0	1.000

SHORTSTOP	G	PO	A	E	DP	Fld%
Ryan Gebhardt	68	107	190	18	40	.943
Josh Parr	6	14	11	0	3	1.000
John Leonard	4	5	4	1	1	.900

CATCHER	G	PO	A	E	DP	Fld%	PB	SB	CS	CS%
Elvin Soto	36	273	46	5	3	.985	10	29	11	28%
Y. Gutierrez	31	227	37	3	3	.989	5	34	18	35%
Grant Nelson	10	74	15	1	2	.989	4	9	7	44%

THIRD BASE	G	PO	A	E	DP	Fld%
Randy McCurry	37	24	89	8	13	.934
Cesar Carrasco	20	12	32	5	1	.898
Jordan Parr	15	15	30	15	5	.750
George Roberts	5	4	14	0	1	1.000

OUTFIELD	G	PO	A	E	DP	Fld%
Taylor Ratliff	57	108	6	1	3	.991
Y. Perez-Ramos	55	90	7	4	0	.960
Brian Billigen	54	80	3	2	1	.976
Zach Esquerria	39	49	2	0	0	1.000
Jordan Parr	25	36	0	1	0	.973
Ty Linton	6	8	0	0	0	1.000
Justin Bianco	3	5	1	0	0	1.000
Randy McCurry	1	0	0	0	0	.000

PITCHER	G	PO	A	E	DP	Fld%
Chase Stevens	20	1	5	0	0	1.000
J. Shuttlesworth	18	1	3	0	0	1.000
J.R. Bradley	15	0	4	0	0	1.000
Ben Eckels	15	14	8	2	2	.917
Ross Gerdeman	15	6	14	1	1	.952
Austin Platt	15	9	12	6	0	.778
Y. Camacho	14	0	4	0	0	1.000
Daniel Gibson	14	0	5	0	0	1.000
Blake Forslund	11	1	1	0	0	1.000
Jose Martinez	10	0	6	0	0	1.000
Jimmie Sherfy	9	0	1	0	0	1.000
Aaron Blair	8	5	2	0	1	1.000
Braden Shipley	8	2	3	0	0	1.000
Jon Pulley	7	1	1	0	1	1.000
Blayne Weller	7	0	1	0	0	1.000
Alex. Carreras	6	0	2	0	0	1.000
Jose Jose	6	0	0	0	0	.000
Alex Bvo	5	1	2	0	1	1.000
Kyle Schepel	4	3	2	0	1	1.000
Karl Triana	4	1	3	2	1	.667
Ryan Doran	3	1	1	0	1	1.000

2013 TOTAL PLAYERS USED:
21 position players
23 pitchers
44 players total

2014

New man in the house: The Hops' manager, former major league catcher **J.R. House**, had been their hitting coach the year before. He collected his first managerial win 3-2 at Everett on June 14, 2014 in the season's second game. (Editor's note: don't be surprised when he's holding a World Series trophy as a big league manager.)

A different tune: Unlike in 2013, the Hops got off to a strong start, winning 14 of their first 21 games and building a four-game lead with 17 to play in the South Division first-half standings. Outfielder **Todd Glaesmann** led the way to the early success, hitting .404 with a 1.092 OPS in 14 games before being promoted.

Pop the corks: the Hops won 3-2 at Eugene on July 20th in the next-to-last game of the season's first half. Shortly after the win, Boise lost at home to Salem-Keizer, securing Hillsboro's first-ever playoff berth and setting off a joyous champagne celebration in the visitors' clubhouse.

No no-no this time: Nearly a year after their no-hitter at Boise on the final day of August in 2013, the Hops were at it again on August 13, 2014. A quintet of Hops pitchers—**Jared Miller** (4 ip), **Nick Baker** (2 ip), **Dustin Loggins** (1 ip), **Luis Ramirez** (1 ip) and **Zac Curtis** (1 ip)—held Boise hitless through nine innings. Unfortunately, the Hops had just one hit themselves in the first nine frames (a fifth-inning single by DH **Jake Mayers**) and no runs. Boise's David Bote hit a sinking liner to right for a double in the top of the 10th, which would be the Hawks' only hit of the game. Hops center fielder **Taylor Ratliff** drew a bases-loaded walk in the bottom of the 10th for a 1-0 win.

Brief, but dominant: 19-year-old **Brad Keller** had just one appearance in a Hops uniform, and he made it count, tossing six shutout innings (with one hit, one walk and eight strikeouts) in a 1-0 win at home over Eugene on August 30th.

Right man, right spot: Left-hander **Zac Curtis** saved a franchise-record 14 games in 2014, plus all four Hops wins in the postseason.

Hops win first-ever playoff game: Hillsboro won 5-2 at Boise on Sept. 2nd. Trailing 2-1 in the top of the sixth, second baseman **Steve Nyisztor** had a game-tying single, then scored the go-ahead run on a pair of Boise errors. **Nick Baker**, **Rob Wort**, and **Zac Curtis** provided five innings of shutout relief, allowing only two hits.




NWL president Mike Ellis presents the Bob Freitas Trophy to Hops manager J.R. House moments after the Hops vanquished the three-time-defending Northwest League champion Vancouver Canadians to win the 2014 title.

Hops top Boise to advance to NWLCS: It was another come-from-behind 5-2 win over Boise, this time at Ron Tonkin Field. Newcomer **Stewart Ijames** ("imes") tied the game 2-2 with a fourth-inning single, and first baseman **Kevin Cron** put the Hops on top to stay with a fifth-inning base hit. German native **Markus Solbach** tossed seven strong innings, allowing five hits and two runs.

Stunning comeback in Vancouver: You could sense it after the clearly nervous Hops kicked the ball around and fell behind 5-0 in Vancouver in game one of the best-of-three NWL Championship Series: the three-time-defending champion Canadians would take game one and then romp to their fourth straight title. But... no. **Nate Robertson** and **Taylor Ratliff** began the comeback with run-scoring hits, and **Stewart Ijames** and **Stryker Trahan** finished it with a pair of two-run home runs. **Zac Curtis** snuffed a rally in the ninth to preserve a 7-5 win.

Hops win first NWL championship in front of home fans: Sunday, Sept. 7th: the Hops scored three times in the first inning, highlighted by a **Stewart Ijames** RBI single and a **Jordan Parr** two-run double. Hillsboro led 4-3 in the top of the seventh when **Taylor Ratliff** made one of the biggest catches in club history, racing to the fence in deep center to save two runs. **Zac Curtis** pitched around a one-out walk to **Tim Locastro** in the 9th, striking out **Franklyn Barreto** and bare-handing **Chris Carlson**'s comebacker before tossing to **Kevin Cron** at first for the final out. Curtis earned the save in all four of the Hops' postseason wins.



Zac Curtis bare-hands the last out to win the championship.

2014 Game-By-Game Results and Notes

	OPP	W/L	SCORE	R	H	E	L	R	H	E	L	REC	POS	GB/	GA	WINNER	LOSER	SAVE	TIME	ATT	NOTES	
6/13	@Evt	L	3-4	3	2	1	9	4	9	1	7	0-1	T2	-1.0	D. DeMeyer	D. Loggins*				2:56	2,950	Hops draw 10 BB, 0x10 RISP.
6/14	@Evt	W	3-2	3	9	1	5	2	6	1	7	1-1	2	-1.0	A. Byo*	R. Pereira	C. Geyer			2:40	2,386	J.R. House's 1st-ever win as manager.
6/15	@Evt	W	3-0	3	8	0	7	0	4	3	9	2-1	2	-1.0	A. Placido	R. Cleto	J. Roberts			2:44	2,881	Placido sets franch. rec. w/12 K's.
6/16	@Evt	W	7-3	7	9	2	6	3	6	2	6	3-1	T1	---	N. Baker*	N. De La Cruz			2:39	2,419	Jones & N. Baker strong in pro debuts.	
6/17	@Evt	W	5-3	5	9	0	8	3	7	2	8	4-1	T1	---	D. Savas*	C. Pereira	Z. Curtis			2:49	2,078	Hops' 14th W in 15 road G since 8/17.
6/18	S-K	L	6-8	6	9	2	6	8	10	2	12	4-2	T1	---	E. Sanchez	J. Pedrotty*	I. Gardeck			3:02	4,853	Hops 5r 1st, but P struggles for 1st time.
6/19	S-K	W	4-3	4	12	2	9	3	10	0	12	5-2	1	+1.0	R. Doran	J. Reyes	Z. Curtis			3:05	2,654	Hops' 7th consec gm scoring in 1st inn.
6/20	S-K	W	2-1	2	8	0	7	1	7	0	5	6-2	1	+2.0	D. Loggins*	J. McCasland			2:36	3,381	Soto single w/2 out B9 snaps 1-1 tie.	
6/21	Van	L	2-3	2	5	2	6	3	5	0	4	6-3	1	+1.5	Z. Wasilewski	B. Jones	U. Kamakani			2:17	4,783	Hops trail 1-0, each tm 2 in 9th.
6/22	Van	L	3-5	3	11	0	8	5	8	0	9	6-4	1	+1.5	M. Biggs	M. Cetta*	B. Barber			2:43	3,878	Lead 2-0 'til 5-run Vancouver 8th.
6/23	Van	W	4-0	4	7	1	7	0	5	0	8	7-4	1	+2.0	B. Eckels	J. LaBourt			2:26	2,577	Eckels, Pedrotty & Curtis toss 5-h ShO.	
6/24	Van	L	0-3	0	4	1	7	3	7	0	7	7-5	1	+1.5	F. Gracesqui	R. Doran	J. Fernandez			2:39	2,679	14 Hops hitters K, 7 looking.
6/25	Van	W	7-6	7	5	0	2	6	11	2	10	8-5	1	+2.0	A. Placido	M. Castro	Z. Curtis			2:44	2,839	Gonz. 3r-HR=6-0 ld, nearly gets away.
6/26	@Boi	W	10-0	10	15	0	11	0	5	2	4	9-5	1	+1.0	B. Jones	E. Leal	N. Baker			2:36	1,878	Jones & Baker 5-hitter; Glaesmann 4x5
6/27	@Boi	L	1-11	1	2	2	2	11	10	1	7	9-6	1	+1.0	T. Clifton	S. Schultz			2:32	3,124	2h matches seas. and franch. low	
6/28	@Boi	W	3-1	3	5	0	6	1	7	2	8	10-6	1	+2.0	B. Eckels	R. McNeil	Z. Curtis			2:35	2,146	Heyman 3-r HR in T6 keys win
6/29	Evt	W	4-3(10)	4	12	0	10	3	8	1	9	11-6	1	+3.0	C. Geyer*	V. Nitto			3:02e	4,146	G. Roberts & T. Baker BTB 2B in B10.	
6/30	Evt	L	4-5	4	10	5	9	5	8	2	7	11-7	1	+3.0	L. Munoz	Z. Curtis*	C. Pereira			2:37	2,380	Evt 3r w/2out T9; Hops 3on Out B9, 0r.
7/1	Evt	W	3-1	3	5	0	7	1	7	1	5	12-7	1	+4.0	B. Jones	N. De La Cruz	C. Geyer			2:24	2,366	Hops reach 1/4 pt of seas w/4-gm lead.
7/2	Evt	W	8-7	8	11	0	4	7	10	1	5	13-7	1	+4.0	S. Schultz	L. Gohara	Z. Curtis			2:42	2,566	Gm-ending 6-4-2-6 DP w/R on 2nd-3rd.
7/3	Evt	W	7-6	7	9	2	9	6	8	2	11	14-7	1	+4.0	A. Byo*	L. Munoz	C. Geyer			3:06	5,205	Gonzo 3-r HR BT; top crowd RTF hist.
7/4	@S-K	L	1-5	1	4	1	6	5	6	1	6	14-8	1	+3.0	J. Reyes	R. Doran	D. Knight			2:18	5,613	Jose Reyes 1h, 7ip; HH hand SK 3r 1st.
7/5	@S-K	L	6-7	6	9	4	8	7	14	2	10	14-9	1	+3.0	E. Encinosa	A. Platt*			2:57	3,355	Hops erase 6-0 def.; T Relaford GW hit.	
7/6	@S-K	W	11-9	11	14	3	7	9	7	2	7	15-9	1	+3.0	C. Geyer*	D. Knight	Z. Curtis			3:15	2,424	Hops 3r T9 incl. Ruiz 2-r HR to snap tie.
7/7	@Boi	L	4-11	4	7	0	7	11	12	1	7	15-10	1	+2.0	T. Ihrig	S. Schultz			2:18	1,324	Boise 4 in 5th, 3 in 6th; J. Baez 3-r HR.	
7/9	@Boi	L	2-6	2	6	0	8	6	11	1	7	15-11	1	+1.0	E. Leal	B. Eckels			2:28	1,340	Rashad Crawford 3-r 3B keys 4-r 4th	
7/10	@Boi	W	9-3	9	19	3	10	3	11	1	10	16-11	1	+2.0	R. Doran	J. Davis			3:14	2,175	Nyisztor 5x5. Hops seas-hi 19 hits	
7/11	S-K	W	7-4	7	11	1	5	4	10	0	6	17-11	1	+2.0	N. Baker*	I. Gardeck	Z. Curtis			2:39	3,637	Beh. 4-3, 2 out none on B8, Hops get 4
7/12	S-K	L	5-6	5	7	3	8	6	9	0	8	17-12	1	+2.0	S. Neff	J. Pedrotty	E. Sanchez			2:48	4,997	Gonzo phantom HR; Hops 3 LOB B9
7/13	@S-K	W	7-5	7	13	0	9	5	13	1	11	18-12	1	+2.0	C. Geyer*	A. Paniaqua	Z. Curtis			3:22	2,183	Win despite flu, several players missing
7/14	T-C	W	2-0	2	6	1	7	0	7	2	7	19-12	1	+2.0	B. Eckels	H. Rodriguez	D. Loggins			2:16	2,542	Eckels K's 11; Hops 4th ShO tops NWL.
7/15	T-C	L	1-4	1	7	0	7	4	11	1	6	19-13	1	+1.0	J. McCrummen	R. Doran	S. Firth			2:28	2,665	Doran allows solo HR in 6th & 7th.
7/16	T-C	W	7-4	7	10	3	10	4	3	1	5	20-13	1	+1.0	A. Platt	B. Shouse	Z. Curtis			2:34	3,173	Ramirez, Geyer, Curtis each 1-2-3 inn.
7/17	T-C	L	1-2	1	6	0	7	2	5	0	4	20-14	1	+1.0	J. Sheehan	K. Anderson*	J. Michalec			2:15	3,333	Ryan Garvey solo HR T5, RBI 2B T7.
7/18	T-C	L	3-4	3	6	0	4	4	7	0	9	20-15	T1	---	D. Thompson	C. Geyer*	S. Firth			2:35	4,338	Rich. Prigatano 2r 2B T8; 29d alone 1st.
7/19	@Eug	W	3-2	3	7	0	10	2	7	4	7	21-15	T1	---	D. Savas*	W. Santos	L. Ramirez			2:54	3,011	4 Ems E's=2 UER; Hops 2x10 RISP.
7/20	@Eug	W	3-2	3	6	2	5	2	8	1	7	22-15	1	+1.0	K. Anderson*	B. Verbitsky	Z. Curtis			2:43	1,956	Ems leave mid. inf. back, Hops win div.
7/21	@Eug	L	7-13	7	14	4	11	13	11	0	10	22-16	T1	---	T. Radke	A. Platt			3:24	1,853	Hops 4E, 7UER, 8BB allowed, 11LOB.	
7/22	@Van	W	13-3	13	13	0	5	3	9	6	6	1-0	T1	---	N. Baker	Z. Wasilewski			3:03	4,955	Heyman 5rbi, Garcia 4rbi after bus stall.	
7/24	@Van-1	W	7-3 (7)	7	13	1	10	3	8	1	8	2-0	T1	---	S. Schultz	T. Mayza			2:06s	---	Ard HR T5 ties gm, 1st of 6 str hits.	
7/24	@Van-2	L	2-5 (7)	2	5	4	3	5	9	0	3	2-1	T2	-1.0	A. Kelly	K. Anderson	Y. Del Rosario			1:43s	4,966	Soto HR T7 ends shutout bid.
7/25	@Van	W	6-3	6	8	2	10	3	8	1	7	3-1	2	-1.0	R. Doran	J. Labourt	Z. Curtis			2:52	5,147	1st since 8/08 to win 5-gamer at Nat.
7/26	@Van	L	2-1(10)	1	6	0	7	2	10	1	12	3-2	T2	-1.0	Y. Del Rosario	M. Cetta*			3:10e	5,157	0-0 to T10, Hops 1 in T10, Van 2 B10.	
7/27	Boi	W	4-3 (10)	4	6	1	6	3	11	1	9	4-2	2	-1.0	Z. Curtis*	F. Carrillo			2:49e	5,052	Ruiz 2-r HR B10 1 out after Ratliff BB.	
7/28	Boi	W	6-1	6	8	1	8	1	5	2	7	5-2	2	-1.0	D. Savas*	T. Clifton			2:42	3,392	Hops get 6th 1st-&3rd double steal.	
7/29	Boi	L	2-11	2	3	5	4	11	20	0	10	5-3	2	-1.0	S. Wilson	S. Schultz	F. Carrillo			3:06	3,633	Hops' worst of yr; Boi runs in 1st 7 inn.
7/30	@Spo	W	9-1	9	12	0	6	1	8	0	6	6-3	2	-1.0	R. Doran	R. Pena			2:35	4,765	Doran 9th QS in 10g; Esquerria 1st HR	
7/31	@Spo	W	5-3	5	8	1	3	3	9	0	9	7-3	T1	---	A. Platt	D. Thompson	Z. Curtis			2:36	4,303	Hops 4 in T1; 'Pen 3.1ip, 2h, 0r
8/1	@Spo	L	1-10	1	7	2	11	10	15	0	8	7-4	T1	---	R. Gamett	N. Baker			2:35	7,061	L. Tendler HR B1 1st opp HR 551 PA	
8/2	@Spo	W	12-9	12	14	3	3	9	14	0	7	8-4	T1	---	K. Anderson	A. Barnett			3:03	7,031	Hops 6r T1 on 3HR; Ruiz 2HR in game	
8/3	@Spo	W	12-6	12	14	3	8	6	11	2	9	9-4	1	+1.0	S. Schultz	N. Gardewine			3:24	4,098	Cron & Trahan HR; Hops 11-4 rd vs N	
8/7	Eug	W	5-2	5	9	1	8	2	3	2	5	10-4	1	+1.0	A. Platt	W. Weickel	McCullough			2:45	3,560	Cron HR 3SG; Hops W 7th str ser. op
8/8	Eug	L	3-9	3	8	0	9	9	15	3	7	10-5	T1	---	M. Kelly	J. Miller			2:55	4,702	Hops 1x14 RISP; Miller L 1st pro start	
8/9	Eug	L	6-7	6	9	0	6	7	13	1	11	10-6	2	-1.0	C. Blueberg	S. Schultz	B. Verbitsky			2:38	4,501	Hops trail 7-1 aft T2; Cron HR 4th x 5g.
8/10	S-K	L	1-7	1	5	1	3	7	13	1	7	10-7	2	-2.0	E. Miller	K. Anderson			2:21	4,087	SK 7hr/5r in T3; Hops 1st x 55th g.	
8/11	@S-K	W	13-7	13	15	3	4	7	9	1	6	11-7	2	-1.0	F. Perez	D. Leenhouts			3:28	1,973	Esquerria 1st grand slam Hops history.	
8/12	@S-K	L	11-14	11	9	5	4	14	10	2	3	11-8	2	-2.0	E. Encinosa	T. Toyfair*	E. Sanchez			2:58	1,854	Six HR in game, 3 for each team.
8/13	Boi	W	1-0 (10)	1	2	0	5	0	1	0	4	12-8	2	-2.0	Z. Curtis*	C. Hoffner			2:30e	3,677	Hops 9 no-hit inn; Ratliff gm-ending BB.	
8/14	Boi	L	2-7	2	5	0	2	7	9	0	6	12-9	2	-2.0	T. Lang	S. Schultz			2:21	3,653	Boi 5-r 2nd; Schultz 0-4, 9.32 vs Boise.	
8/15	Boi	W	5-4	5	7	0	8	4	5	1	4	13-9	2	-1.0	M. Solbach	D. Maples	D. Loggins			2:45	3,334	Hops 2r B8, Boi 2r T9, big H by Cribbs
8/16	@Eug	W	6-3	6	8	0	2	3	8	2	5	14-9	T1	---	F. Perez	L. Jernigan			2:44	3,668	Trahan & Parr consec. HR, consec. 2B.	
8/17	@Eug	W	9-7 (17)	9	17	1	15	7	16	3	13	15-9	1	+1.0	M. Cetta*	J. Epperson			5:28e	2,543	Ratliff 2-r HR T17, 1st HR as pro.	
8/18	@Eug	W	9-2	9	12	0	5	2	4	2	3	16-9	1	+1.0	J. Miller	M. Kelly			2:30	2,645	1st sweep; 16-9, 38-25 alone atop NWL.	
8/20	Spo	W	2-1 (14)	2	7	1	7	1	7	0	1	17-9	1	+1.0	R. Wort*	L. Pollorena			3:19e	3,568	Hops walk-off in 14th on Parr double.	
8/21	Spo	W	4-2	4	7	2	6	2	7	3	9	18-9	1	+1.0	M. Solbach	D. Thompson	Z. Curtis			2:31	2,882	Solbach guides Hops to 6th straight 'W'.
8/22	Spo	W	4-3	4	9	0	9	3	11	1	10	19-9	1	+2.0	F. Perez	R. Pena	D. Loggins			3:07	3,659	Perez strong as Hops win 7th straight.
8/23	Spo	W	5-4 (11)	5	12	1	7	4	7	2	6	20-9	1	+3.0	R. Wort*	L. Pollorena			3:08e	4,504	Streak at 8 after Esquerria walk-off.	
8/24	Spo	L	4-7	4	8	0	13	7	15	0	8	20-10	1	+2.0	A. Barnett	M. Cetta	A. Parks			3:00	4,194	Hops fall behind early to snap streak.
8/25	@T-C	W	8-1	8	13	0	10	1	5	4	3	21-10	1	+3.0	S. Schultz	G. Wiest			2:47	1,412	Eckels throws 2 SO inn, Schultz strong.	
8/26	@T-C	L	3-4	3	5	1	5	4	8	1	7	21-11	1	+3.0	R. Castellani	M. Solbach	J. Michalec			2:16		

2014 Statistics

* = Left-handed hitter or pitcher # = Switch-hitter

BATTING	Age	G	PA	AB	R	H	2B	3B	HR	RBI	SB	CS	BB	SO	BA	OBP	SLG	OPS	TB	DP	HB	SH	SF
Taylor Ard	24	10	40	30	7	8	1	0	1	3	0	0	9	5	.267	.450	.400	.850	12	1	1	0	0
Tyler Baker*	21	23	95	84	10	21	3	1	1	10	1	2	10	15	.250	.337	.345	.682	29	2	1	0	0
Cesar Carrasco	20	7	28	26	2	5	3	0	0	4	0	0	1	8	.192	.214	.308	.522	8	0	0	0	1
Galli Cribbs Jr.*	21	40	128	110	15	21	2	0	0	14	7	4	12	37	.191	.283	.209	.493	23	3	3	1	2
Kevin Cron	21	31	142	129	23	37	8	0	6	17	0	0	10	29	.287	.338	.488	.826	63	2	1	0	2
Zach Esquerra	23	26	106	96	9	16	4	1	2	15	3	0	8	39	.167	.245	.292	.537	28	3	2	0	0
Yorman Garcia	20	20	77	70	9	16	2	0	1	8	5	1	5	15	.229	.289	.300	.589	21	0	1	1	0
Todd Glaesmann	23	14	61	57	12	23	8	0	2	9	0	0	4	18	.404	.443	.649	1.092	37	1	0	0	0
Justin Gonzalez	23	40	155	131	21	26	4	1	6	19	1	3	20	49	.198	.314	.382	.695	50	1	2	2	0
Grant Heyman*	20	57	240	222	31	70	10	0	5	37	8	1	7	58	.315	.356	.428	.784	95	6	8	0	2
Stewart Ijames*	25	2	8	7	3	1	0	0	0	0	0	0	1	3	.143	.250	.143	.393	1	0	0	0	0
Nate Irving	21	8	29	21	5	4	1	0	0	1	1	0	4	8	.190	.357	.238	.595	5	2	2	1	1
Jake Mayers	23	32	138	125	14	37	6	2	0	10	1	3	11	31	.296	.362	.376	.738	47	3	2	0	0
Steve Nyisztor	23	44	200	178	32	55	12	4	3	23	10	3	14	28	.309	.369	.472	.841	84	5	4	2	2
Jordan Parr	23	62	257	226	35	60	16	0	6	26	17	5	23	53	.265	.341	.416	.757	94	8	4	2	2
Taylor Ratliff*	22	57	231	188	33	36	2	1	1	17	19	7	31	52	.191	.308	.229	.537	43	3	3	4	5
George Roberts	24	21	86	76	6	21	6	0	0	19	4	1	7	14	.276	.326	.355	.681	27	1	0	0	3
Nate Robertson	21	57	216	200	27	47	5	0	0	14	15	3	12	55	.235	.282	.260	.542	52	2	1	3	0
Bennie Robinson*	23	23	93	81	11	19	1	0	0	9	2	1	11	8	.235	.333	.247	.580	20	6	1	0	0
Pedro Ruiz#	22	62	279	234	30	57	11	1	4	28	7	2	32	48	.244	.342	.350	.692	82	3	4	7	2
Elvin Soto#	22	51	204	180	26	46	10	5	3	23	2	4	20	43	.256	.332	.417	.748	75	3	1	2	1
Stryker Trahan*	20	30	131	113	15	29	7	1	6	22	2	2	15	23	.257	.344	.496	.839	56	1	1	0	2
TOTALS	21.9	76	2944	2584	376	655	122	17	47	328	105	42	267	639	.253	.330	.368	.699	952	56	42	25	25
OPPONENTS		76	2939	2612	330	544	139	13	47	32	82	34	250	591	.251	.323	.351	.674	916	47	38	17	21

PITCHING	Age	W	L	W-L%	ERA	G	GS	GF	CG	SHO	SV	IP	H	R	ER	HR	BB	IBB	SO	HBP	BK	WP	WHIP
Kyle Anderson*	24	2	3	.400	3.99	12	4	1	0	0	0	29.1	32	15	13	1	9	0	22	0	1	1	1.40
Nick Baker	21	3	1	.750	3.20	16	5	1	0	0	1	56.1	64	22	20	5	2	0	38	1	0	2	1.17
Alex Byo	23	2	0	1.000	2.33	10	0	0	0	0	0	19.1	19	7	5	0	7	0	13	3	0	5	1.35
Mike Cetta	21	2	3	.400	6.51	19	1	8	0	0	0	27.2	45	31	20	3	17	0	22	3	0	8	2.24
Zac Curtis*	21	2	1	.667	1.00	24	0	22	0	0	14	27.0	18	5	3	0	12	0	42	0	0	1	1.11
Ryan Doran	23	4	3	.571	2.56	10	10	0	0	0	0	63.1	69	24	18	3	10	0	48	4	0	6	1.25
Ben Eckels	20	3	1	.750	2.66	10	10	0	0	0	0	47.1	38	14	14	0	14	0	57	4	0	3	1.10
Cody Geyer	22	3	1	.750	3.77	26	0	11	0	0	3	31.0	24	17	13	0	19	0	23	0	0	3	1.39
Brent Jones	21	2	1	.667	3.90	6	6	0	0	0	0	27.2	22	12	12	2	10	0	18	2	0	1	1.16
Brad Keller	19	1	0	1.000	0.00	1	1	0	0	0	0	6.0	1	0	0	0	1	0	8	0	0	1	0.33
Dustin Loggins	23	1	1	.500	1.18	27	0	11	0	0	4	38.0	21	5	5	1	18	0	47	3	1	1	1.03
Mason McCullough	21	1	0	1.000	3.55	13	0	5	0	0	1	12.2	6	5	5	0	12	0	16	1	0	3	1.42
Jared Miller*	20	1	1	.500	3.58	8	5	0	0	0	0	27.2	21	11	11	3	9	0	21	0	0	1	1.08
John Pedrotty*	24	0	2	.000	16.20	7	0	1	0	0	0	8.1	12	15	15	0	15	0	5	4	0	4	3.24
Felipe Perez	20	3	0	1.000	2.14	4	4	0	0	0	0	21.0	20	7	5	0	5	0	12	0	0	1	1.19
Anderson Placido*	20	2	0	1.000	2.35	3	3	0	0	0	0	15.1	11	4	4	1	8	0	18	0	0	0	1.24
Austin Platt	22	3	3	.500	6.49	13	11	1	0	0	0	52.2	59	48	38	5	27	0	41	6	1	7	1.63
Luis Ramirez	21	0	0	.000	2.08	13	0	4	0	0	1	13.0	9	3	3	0	4	0	17	0	0	1	1.00
Jake Roberts	23	0	0	.000	5.40	4	0	3	0	0	1	3.1	6	3	2	0	4	0	2	0	0	0	3.00
Dan Savas	21	3	0	1.000	3.98	21	1	2	0	0	0	43.0	38	21	19	2	18	0	37	1	1	1	1.30
Scott Schultz	22	5	5	.500	4.57	14	12	0	0	0	0	69.0	81	41	35	3	20	0	37	5	0	0	1.46
Markus Solbach	22	2	1	.667	2.57	4	3	0	0	0	0	21.0	16	8	6	2	1	0	16	0	1	2	0.81
Tyler Toyfair	24	0	1	.000	5.50	10	0	1	0	0	0	18.0	17	11	11	0	6	0	18	0	0	4	1.28
Rob Wort	25	3	0	1.000	1.04	7	0	5	0	0	0	8.2	6	1	1	1	2	0	13	1	0	0	0.92
TOTALS	21.8	48	28	.632	3.64	76	76	76	0	6	25	686.2	655	330	278	32	250	0	591	38	5	56	1.32
OPPONENTS		28	48	.468	4.35	76	76	76	0	1	17	679.0	655	376	328	47	267	7	639	42	11	84	1.36

FIELDING						
FIRST BASE	G	PO	A	E	DP	Fld%
Kevin Cron	27	268	23	3	22	.990
B. Robinson	20	166	6	0	12	1.000
Jake Mayers	16	137	15	2	12	.987
George Roberts	8	81	2	1	7	.988
Jordan Parr	5	43	2	0	5	1.000
Taylor Ard	2	10	1	1	0	.917
Cesar Carrasco	1	4	1	0	1	1.000
SECOND BASE						
	G	PO	A	E	DP	Fld%
Pedro Ruiz	33	69	94	9	20	.948
Galli Cribbs	24	39	73	0	15	1.000
Steve Nyisztor	21	26	57	2	10	.976
SHORTSTOP						
	G	PO	A	E	DP	Fld%
Justin Gonzalez	36	53	118	16	17	.914
Pedro Ruiz	16	25	56	0	6	1.000
N. Robertson	15	15	34	3	7	.942
Galli Cribbs	14	16	38	3	7	.947
Steve Nyisztor	1	4	3	1	1	.875
THIRD BASE						
	G	PO	A	E	DP	Fld%
N. Robertson	38	15	58	7	2	.913
Pedro Ruiz	15	10	28	1	3	.974
George Roberts	11	6	20	0	2	1.000
Taylor Ard	5	2	7	0	1	1.000
Jake Mayers	5	3	15	6	1	.750
Justin Gonzalez	4	1	9	2	2	.833
Cesar Carrasco	1	0	1	0	0	1.000
Kevin Cron	1	0	2	1	0	.667
OUTFIELD						
	G	PO	A	E	DP	Fld%
Taylor Ratliff	55	118	5	3	1	.976
Jordan Parr	50	107	5	3	2	.974
Grant Heyman	48	84	0	3	0	.966
Zach Esquerra	23	35	2	4	0	.902
Steve Nyisztor	19	22	1	2	0	.920
Yorman Garcia	18	34	3	3	0	.925
T. Glaesmann	11	20	1	0	1	1.000
Stryker Trahan	6	7	1	0	1	1.000
Stewart Ijames	2	6	0	0	0	1.000
Nate Robertson	1	2	0	0	0	1.000
PITCHER						
	G	PO	A	E	DP	Fld%
Dustin Loggins	27	2	1	0	0	1.000
Cody Geyer	26	3	2	0	0	1.000
Zac Curtis	24	1	4	0	0	1.000
Dan Savas	21	5	3	1	0	.889
Mike Cetta	19	5	7	0	1	1.000
Nick Baker	16	4	13	0	0	1.000
Scott Schultz	14	6	7	0	0	1.000
M. McCullough	13	1	0	0	0	1.000
Austin Platt	13	2	3	1	0	.833
Luis Ramirez	13	1	1	0	1	1.000
Kyle Anderson	12	1	2	0	0	1.000
Alex Byo	10	0	5	0	1	1.000
Ryan Doran	10	2	9	1	0	.917
Ben Eckels	10	1	8	1	1	.900
Tyler Toyfair	10	1	1	0	0	1.000
Jared Miller	8	3	3	0	0	1.000
John Pedrotty	7	0	0	0	0	.000
Rob Wort	7	0	0	0	0	.000
Brent Jones	6	2	2	0	0	1.000
Felipe Perez	4	2	2	0	1	1.000
Jake Roberts	4	0	1	0	0	1.000
Markus Solbach	4	4	1	0	0	1.000
A. Placido	3	0	2	0	0	1.000
Brad Keller	1	1	1	0	0	1.000
2014 TOTAL PLAYERS USED:						
22 position players						
24 pitchers						
46 players total						

2015

Another rookie manager... another title: For the second time in two seasons, the Hops' skipper was getting his first-ever managing experience. This time it was **Shelley Duncan**—who, like **J.R. House** in 2014—led Hillsboro to the Northwest League championship.

So, it IS possible: On July 2nd, the Hops lost at home to Eugene 2-1 in 11 innings. It was Hillsboro's first-ever extra-inning loss at home. Over the 2013 and 2014 seasons, the Hops went 10-0 in extra frames at home.

Dansby the debutante: The Diamondbacks had the top overall pick in the 2015 draft, and they chose Vanderbilt University shortstop **Dansby Swanson**. Originally ticketed for Advanced-A Visalia—two levels higher than the Hops—Swanson's expected July debut was delayed by his participation in the College World Series, by signing negotiations, and by a training-camp fastball to Swanson's face. Assigned instead to Hillsboro, Swanson made his debut on August 12th. He played 22 regular season games with the Hops, plus all six postseason games.

Carlos the Great: **Carlos Hernandez** was named the NWL pitcher of the year, going 6-3 with a 2.32 ERA. He struck out a franchise record 93 batters in 85.1 innings, walking only 27, and was particularly tough at home—he *didn't give up a run in his first 35 innings at Ron Tonkin Field*, allowing just 15 hits, with nine walks and 46 strikeouts.

Masters of the zero: The Hops pitching staff broke the Northwest League short-season record by recording 11 shutouts, a feat that would be tied by the 2019 Hops. (Yes, when the NWL was short-season from 1966-2019, no team ever pitched more than 10 shutouts in a single season, except the Hops... and they did it twice.)

Dinger streak: **Trevor Mitsui** set a Hops record by homering in five straight games from August 15-19.

As good as you can get: Because of a heavy college workload, Hops right-hander **Taylor Clarke** had a strict innings limit in his pro-debut season. He made the best of it, allowing no runs in 23 innings (including the postseason), with 10 hits, five walks and 30 strikeouts.

Dansby the hero: For sheer back-and-forth drama that built over several hours, no game in franchise history compares with the winner-take-all finale of the best-of-three South Division Series on Sept. 9th. Hillsboro led 4-3 at home against Salem-Keizer going to the top of the ninth



On August 20th, as the Hops honored the 1970s' Portland Mavericks with replica uniforms, Dansby Swanson—the #1 overall pick in the 2015 draft—hit his first pro home run.

inning, with tough lefty **Alex Young** on the hill. However, **Ronnie Jebavy** and **Chris Shaw** hit solo home runs to give the Volcanoes a 5-4 lead and put them three outs away from a berth in the NWL Championship Series.

The Hops, however, mounted a rally of their own in the bottom of the ninth as a walk and a **Grant Heyman** double put runners at second and third with none out. A **Trevor Mitsui** infield single scored the tying run, but the Hops were unable to squeak home the game-winner. Hops right-handers **Brody Greer** (3 ip) and **Breckin Williams** (1 ip) combined for four hitless innings from the 10th through the 13th to keep the game tied. Finally, in the bottom of the 13th, two Salem-Keizer errors and a walk loaded the bases with none out. **Dansby Swanson's** single to deep center field scored the game-winner.

Hops win second straight title: Hillsboro took game one of the NWL Championship Series at home against Tri-City, a 2-1 nail-biter with both runs coming via key hits from **Luis Veras**. After a listless loss in game two at Tri-City, the Hops and Dust Devils met in the winner-take-all third game. **Josh Anderson**, **Nate Robertson** and **Sergio Alcantara** had run-scoring hits in a four-run top of the 2nd, which would be plenty for Hops pitching. **Carlos Hernandez**, without his best stuff, gutted his way through 5.2 innings, allowing just two hits and one run. **Cameron Gann**, **Alex Young** and **Taylor Clark** combined for 3.1 frames of shutout relief, and the Hops scored twice in the top of the 9th for a 6-1 lead. Clark struck out **Nick Vilter** to end it, as Hillsboro captured their second straight title.

2015 Game-By-Game Results and Notes

2016 San Diego Padres Schedule and Results																				
			HOPS				OPPONENT				GB/									
OPP	W/L	SCORE	R	H	E	L	R	H	E	L	REC	POS	GA	WINNER	LOSER	SAVE	TIME	ATT	NOTES	
6/18	@Spo	L 5-6	5	6	3	4	6	12	3	10	0-1	T2	-1.0	L. Parra	K. Simmons*			2:52	6,458	Hops lose on walkoff in 9th, make 3 E's
6/19	@Spo	W 10-3	10	14	2	11	3	7	3	9	1-1	T1	---	J. Miller	E. Martinez			3:27	7,023	Shelley Duncan's 1st career win as mgr
6/20	@Spo	W 6-3	6	9	0	6	3	4	5	8	2-1	T1	---	M. Cetta*	J. Palumbo			3:32	6,471	Spo commits 5 E's, Mack 3-4, 2 2B's
6/21	@Spo	L 2-4	2	4	4	3	4	9	0	6	2-2	T2	-1.0	L. Parra	M. Smith*			2:23	4,699	Tyler Sanchez 2-run HR in B9
6/22	@Spo	L 3-8	3	6	2	11	8	13	0	11	2-3	T2	-1.0	O. Lopez	J. Mejia			3:26	3,743	Mejia can't finish second inning
6/23	S-K	W 5-4	5	10	4	12	4	10	1	14	3-3	T1	---	A. Hernandez*	E. Sim			3:04	5,177	Hops win on Ozuna walk-off walk.
6/24	S-K	W 7-2	7	10	2	8	2	7	2	9	4-3	1	+1.0	J. Miller	L. Webb			2:54	3,531	Zach Nehrir 2 straight 4-hit games.
6/25	S-K	W 4-1	4	5	1	4	1	4	2	5	5-3	1	+2.0	C. Reed	N. Santiago	M. Smith		2:24	3,884	Cody Reed Career-High 8 K's.
6/26	@Van	L 3-5	3	6	1	9	5	9	4	6	5-4	1	+1.0	J. Wandling	C. Hernandez	A. Case		2:32	6,013	Hops waste chances in 6th and 9th.
6/27	@Van	L 3-4	3	8	2	8	4	9	2	8	5-5	T1	---	C. Fisk	A. Hernandez*			2:41	6,013	J.C. Cardenas GW hit, Van 2r B9.
6/28	@Van	L 2-6	2	4	5	3	6	2	0	4	5-6	T1	---	T. Bergen	M. Cetta*			2:23	5,924	Hops allow just 2 hits, commit 5 errors.
6/29	@Van	W 7-0	7	12	1	9	0	3	4	5	6-6	T1	---	J. Miller	E. Smith			2:45	4,321	Jared Miller 8ShO inn; Veras 1st HR
6/30	@Van	W 3-2 (11)	3	8	2	8	2	9	2	15	7-6	T1	---	L. Pardo*	M. Kraft	A. Hernandez	3:27	5,507	Hops issue 10bb, Vancouver 15 LOB.	
7/1	Eug	L 2-6	2	7	2	7	6	9	1	4	7-7	2	-1.0	J. Steele	C. Reed	F. Carrillo		2:34	3,103	Hops 1x8 RISP, Reed hit hard 1st time
7/2	Eug	L 1-2 (11)	1	5	0	4	2	7	0	7	7-8	2	-2.0	D. Berg	W. Landsheft*	J. Cheek		2:44	2,952	Hops lose first ever extras home game.
7/3	Eug	W 5-4	5	8	0	6	4	5	2	9	8-8	2	-1.0	J. Mejia	J. Paulino	M. Smith		2:53	5,213	McFarland, Veras each club 2-run HR
7/4	@Evt	W 8-7 (10)	8	10	2	12	7	11	2	9	9-8	T1	---	R. Burr*	L. Thonvold	W. Landsheft		3:56	4,008	Hops score 3 to tie late, win in 10th
7/5	@Evt	W 11-4	11	17	6	14	4	6	2	8	10-8	T1	---	J. Miller	J. Santiago	J. Donino		3:30	1,828	Hops collect 17 hits, score 11, strand 14
7/6	@Evt	W 2-1	2	4	0	3	1	6	0	8	11-8	T1	---	C. Reed	L. Ratliff	M. Smith		2:29	939	Reed k's 10, matching Hops seas. high
7/7	@Evt	L 4-7	4	7	0	6	7	9	0	3	11-9	2	-1.0	M. Clancy	L. Pardo*			2:29	1,049	Hops tie it in top 8, lose it in bottom 8
7/8	@Evt	L 3-4	3	10	1	12	4	7	0	7	11-10	2	-2.0	T. Scott	J. Mejia	M. Clancy		2:58	2,752	Hops trailed by three, only get 2 back
7/9	Spo	W 2-1	2	6	1	6	1	6	0	9	12-10	2	-2.0	R. Burr*	J. Springs			2:43	3,201	Back-to-back HBP's force winning run.
7/10	Spo	W 5-1	5	9	1	4	1	4	0	1	13-10	2	-1.0	J. Miller	C. Palmquist			2:18	3,824	Miller's CG 4-hitter is first ever at home.
7/11	Spo	W 9-0	9	13	1	10	0	4	1	6	14-10	T1	---	C. Reed	C. Wiper			2:35	4,807	Hops move into first place tie with Eug.
7/12	Spo	L 5-6 (11)	5	9	0	9	6	9	3	6	14-11	T1	---	L. Parra	B. Greer*			3:33	4,068	Hops blow 4-run 9th inning lead.
7/13	Spo	W 6-0	6	9	1	5	0	7	0	10	15-11	T1	---	J. Mejia	E. Martinez			2:28	3,268	Hops rotation 1r, 0er in 34 inn in series.
7/15	@Eug	L 4-8	4	9	3	6	8	14	0	6	15-12	T2	-1.0	F. Carrillo	T. Bolton			3:04	2,351	Eugene 7 straight hits to begin 7-r 5th.
7/16	@Eug	W 4-0	4	10	0	8	0	4	3	6	16-12	T1	---	J. Miller	J. Paulino			2:40	3,012	Miller 11K's; Hops 5 2B; Back in T-1st.
7/17	@Eug	W 2-0	2	7	0	9	0	3	1	4	17-12	1	+1.0	C. Reed	P. Morrison	T. Clarke		2:24	3,643	Reed retires 1st 20 before Happ 2B.
7/18	Evt	W 2-1	2	8	1	4	1	5	0	7	18-12	1	+1.0	C. Hernandez	A. Moore	R. Burr		2:21	5,129	Hops' P's streak ends at 28 scoreless.
7/19	Evt	L 6-14	6	13	0	7	14	11	0	5	18-13	1	+1.0	L. Gohara	J. Mejia	T. Byrd		3:05	4,024	7 of 9 bb/hb cashed in by Everett.
7/20	Evt	W 4-3 (12)	4	8	1	9	3	10	2	6	19-13	1	+1.0	W. Landsheft*	M. Clancy			3:12	3,063	Ozuna solo HR leading off bottom 12th.
7/21	Evt	L 1-4	1	4	0	6	4	13	0	10	19-14	1	+1.0	J. Pistorese	J. Miller	J. Strain		2:53	3,303	Miller allows season-high 10 hits.
7/22	Evt	L 4-6 (10)	4	8	4	6	6	7	0	5	19-15	1	+1.0	J. Arias	W. Landsheft*	K. Wilcox		3:06	4,166	Mistake-laden game; 3 UER in T10.
7/23	@Boi	W 4-1	4	9	0	6	1	4	0	2	20-15	1	+2.0	C. Hernandez	J. Wynkoop	T. Marks		2:10	3,444	Hernandez 19 str ShO inn; Magic # is 1.
7/24	@Boi	W 3-2	3	7	1	11	2	5	2	7	21-15	1	+2.0	J. Mejia*	L. Sawyer	R. Burr		2:54	4,060	Hops clinch flag: Boi 7 RISP LOB.
7/25	@Boi	L 2-5	2	11	3	11	5	12	0	9	21-16	1	+1.0	A. Kenilvort	T. Bolton	T. Black		3:02	3,428	Hops w/RISP: 3x12, 1bi.
7/26	S-K	W 4-3	4	9	1	6	3	2	1	3	22-16	1	+2.0	J. Miller	L. Webb	A. Hernandez		2:20	3,906	Miller takes 1-hit ShO into 8th, allows 3r.
7/27	S-K	L 2-9	2	5	0	11	9	13	1	7	0-1	T3	-1.0	A. Leenhouts	C. Reed			3:02	3,275	Reed 7er, now 13er total in Bgs.
7/28	S-K	W 10-0	10	11	1	7	0	4	3	4	1-1	T1	---	C. Hernandez	J. Johnson			2:44	3,039	C. Hern 26 str ShO inn; NWL rec is 32.
7/29	@T-C	W 5-4	5	11	0	6	4	7	2	9	2-1	T1	---	J. Mejia*	G. Russell	R. Burr		3:18	1,664	Hops win 1st mtg betw 1st-half champs.
7/30	@T-C	L 3-10	3	7	1	8	10	11	2	10	2-2	3	-1.0	E. Liriano	Troy Marks*	W. Santos		3:27	2,141	6-r B8 turns close game into blowout.
7/31	@T-C	L 0-9	0	7	2	9	9	13	1	8	2-3	T3	-2.0	A. Mejia	J. Miller			3:02	2,694	Hops had gone 111g w/o being shut out.
8/1	@T-C	L 3-6	3	8	1	6	6	7	1	6	2-4	4	-2.0	P. Maton	C. Gann*			2:59	2,671	6-r B8 erases 1-0 Hops lead.
8/2	@T-C	W 6-2	6	9	2	5	2	5	1	6	3-4	T3	-2.0	R. Burr*	L. Hernandez			3:01	1,443	5-r T9 erases 2-1 Hops deficit.
8/6	Boi	W 8-4	8	8	1	5	4	10	2	8	4-4	T2	-2.0	Tyler Mark*	L. Sawyer			2:41	3,549	Alex Young 1ip debut; Alcantara 3 rbis.
8/7	Boi	W 3-2	3	7	2	9	2	9	1	4	5-4	2	-2.0	J. Mejia*	J. Lawrence	B. Greer		2:33	3,760	Josh Anderson 2-r HR B8 for 3-2 lead.
8/8	Boi	W 2-1	2	7	1	5	1	5	2	6	6-4	2	-1.0	K. Simmons*	T. Black			2:20	4,183	Olmeda runs through stop sign.
8/9	@S-K	W 4-2	4	8	0	6	2	5	2	6	7-4	T1	---	C. Hernandez	N. Santiago	C. Gann		2:23	2,361	Hernandez pulls Hops even with S-K
8/10	@S-K	W 5-4	5	12	0	6	4	11	1	9	8-4	1	+1.0	W. Landsheft*	J. Leverett	B. Greer		3:07	1,990	Hops' bullpen throws seven shutout
8/11	@S-K	L 0-7	0	3	1	5	7	11	0	9	8-5	T1	---	N. Riggs	Tyler Mark			2:23	1,589	Hops thumped while going for 7 straight
8/12	Van	W 3-2	3	3	1	9	2	3	1	2	9-5	T1	---	T. Bolton	S. Holmes	A. Young		2:35	3,557	Dansby debuts, Bolton records first win
8/13	Van	W 1-0	1	4	0	4	0	2	2	3	10-5	T1	---	B. Shankin	F. Rios	C. Gann		2:00	3,465	Van with 5 hits through first two games
8/14	Van	L 0-3	0	4	0	6	3	5	0	5	10-6	T1	---	A. Perdomo	K. Simmons*			2:20	3,131	Hops get shut out as Hernandez shines
8/15	Van	W 10-9 (14)	10	18	0	19	9	13	3	12	11-6	1	+1.0	G. Cribbs*	M. Kraft			5:19	4,220	Hops blow 8-run lead, win in 14, 22K
8/16	Van	L 6-7	6	9	1	5	7	10	2	3	11-7	1	+1.0	S. Holmes	J. Mejia*	B. Hinkle		2:26	3,632	Hops rally from 3 down, blow late lead
8/17	@S-K	W 8-3	8	13	0	8	3	9	3	5	12-7	1	+1.0	T. Bolton	N. Riggs			2:47	1,530	Mitsui 3HR in 3 days, Bolton 2nd win
8/18	@S-K	W 5-4	5	9	1	7	4	11	2	11	13-7	1	+2.0	B. Williams*	C. Smith			2:56	1,275	Mitsui 4 HR in last 4 games
8/19	@S-K	L 7-10	7	13	0	9	10	14	2	9	13-8	1	+1.0	E. Sim	C. Hernandez			3:09	1,638	Mitsui HR in 5 straight, 6 total
8/20	Boi	L 3-5	3	4	1	5	5	7	0	11	13-9	T1	---	D. Johnson	C. Reed	D. Thompson		3:04	3,889	Dansby 1st HR, Hops pitchers 20 Ks
8/21	Boi	L 1-7	1	5	2	6	7	9	1	5	13-10	2	-1.0	R. McCormick	Tyler Mark			2:41	3,805	Hops drop third straight game
8/22	Boi	L 4-6	4	9	0	5	6	13	0	11	13-11	2	-1.0	C. Schlitter	T. Bolton	C. Quintin		3:05	5,205	Lowly Hawks sweep: L4S 1st x in 186g.
8/23	T-C	W 2-1	2	6	0	6	1	5	1	4	14-11	T1								

South Division Series:

9/7	@S-K	L 2-4	2	9	2	9	4	6	1	6	0-1	M. Connolly	C. Reed	R. Halstead	2:43	520	Hops 2E+other miscues, 8LOB 1st 6inn.
9/8	S-K	W 8-0	8	11	0	8	0	3	1	5	1-1	C. Hernandez	G. Watson		2:43	2,408	Carlos Hern. ties franch. rec w/12 K's.
9/9	S-K	W 6-5 (13)	6	10	0	14	5	11	2	10	2-1	B. Williams*	N. Santiago		4:11e	2,142	Gann, Greer, Dansby star in epic game.

2015 Statistics

* = Left-handed hitter or pitcher # = Switch-hitter

BATTING	Age	G	PA	AB	R	H	2B	3B	HR	RBI	SB	CS	BB	SO	BA	OBP	SLG	OPS	TB	DP	HB	SH	SF
Sergio Alcantara#	18	71	287	257	34	65	12	2	1	23	6	0	24	46	.253	.314	.327	.641	84	4	0	4	2
Josh Anderson	22	43	171	152	14	41	8	0	2	14	1	1	9	28	.270	.345	.362	.707	55	4	9	0	1
Joey Armstrong	21	13	48	39	2	6	1	0	0	1	2	1	6	14	.154	.261	.179	.440	7	2	0	2	1
Nic Coffman*	22	4	13	11	1	2	0	0	0	1	0	0	2	1	.182	.308	.182	.490	2	0	0	0	0
Galli Cribbs Jr.*	22	37	108	96	11	13	1	1	0	4	9	1	9	33	.135	.224	.167	.391	16	1	2	1	0
Stephen Dezzi*	22	48	180	149	25	31	10	1	2	15	3	1	24	30	.208	.331	.329	.660	49	7	4	2	1
Raymel Flores#	20	5	18	16	1	1	0	0	0	2	1	0	0	6	.063	.059	.063	.121	1	0	0	1	1
Mike Freeman*	27	3	11	10	1	2	1	0	0	0	0	0	1	2	.200	.273	.300	.573	3	0	0	0	0
Gerard Hernandez*	19	49	174	155	16	30	5	2	2	18	2	2	10	41	.194	.233	.290	.523	45	1	0	2	7
Grant Heyman*	21	19	80	75	8	21	3	0	0	8	0	0	5	18	.280	.325	.320	.645	24	1	0	0	0
Zach Hoffpauir	21	10	39	36	1	6	1	0	1	2	1	0	2	11	.167	.231	.278	.509	10	2	1	0	0
Nate Irving	22	24	90	76	6	21	3	0	0	10	1	2	11	10	.276	.378	.316	.694	24	1	2	0	1
BJ Lopez	20	11	35	33	1	6	0	0	0	1	0	0	1	5	.182	.229	.182	.410	6	2	1	0	0
Quinnton Mack	23	6	25	18	5	4	2	0	0	1	0	0	5	5	.222	.440	.333	.773	6	0	2	0	0
Dane McFarland	20	17	79	67	13	14	10	0	1	10	1	1	11	27	.209	.316	.403	.719	27	1	0	0	1
Trevor Mitsui	22	69	294	257	33	61	14	0	10	42	0	0	27	49	.237	.320	.409	.728	105	10	6	0	4
Zach Nehrir	22	40	182	165	31	49	15	1	1	21	11	2	13	31	.297	.363	.418	.781	69	3	4	0	0
Alexis Olmeda	21	40	155	136	15	36	6	1	0	12	5	1	18	50	.265	.348	.324	.672	44	1	0	0	1
Fernery Ozuna	19	52	218	201	23	48	12	4	3	20	16	2	12	41	.239	.276	.383	.660	77	2	0	1	4
Jake Peevyhouse*	22	5	13	12	2	2	0	0	0	2	0	0	1	4	.167	.231	.167	.397	2	1	0	0	0
Jose Queliz	22	20	72	66	4	18	3	1	1	3	0	0	3	11	.273	.333	.394	.727	26	3	3	0	0
Nate Robertson	22	54	181	163	19	32	8	1	4	21	5	1	13	43	.196	.263	.331	.594	54	4	2	1	1
Jeff Smith	22	11	40	34	5	10	4	0	0	5	2	0	6	13	.294	.400	.412	.812	14	0	0	0	0
Dansby Swanson	21	22	99	83	19	24	7	3	1	11	0	0	14	14	.289	.394	.482	.876	40	0	1	0	1
Stryker Trahan*	21	10	38	35	4	5	3	0	1	2	0	0	3	9	.143	.211	.314	.525	11	0	0	0	0
Luis Veras	21	58	241	232	20	64	14	2	2	24	1	2	6	42	.276	.300	.379	.679	88	4	2	1	0
TOTALS	20.9	76	2891	2574	314	612	143	19	32	273	67	17	236	584	.238	.309	.345	.654	889	54	39	15	26
OPPONENTS		76	2877	2541	292	571	116	12	31	251	78	32	253	681	.225	.304	.316	.620	804	39	46	15	21

PITCHING	Age	W	L	W-L%	ERA	G	GS	GF	CG	SHO	SV	IP	H	R	ER	HR	BB	IBB	SO	HBP	BK	WP	WHIP
Kirby Bellow*	23	0	0	.000	7.62	9	0	0	0	0	0	13.0	19	12	11	0	9	0	12	0	0	5	2.15
Tyler Bolton	22	2	4	.333	3.89	16	15	0	0	0	0	83.1	94	45	36	4	21	0	56	7	0	6	1.38
Ryan Burr	21	3	0	1.000	1.88	13	0	7	0	0	3	14.1	7	3	3	1	5	0	21	1	0	0	0.84
Mike Cetta	22	1	1	.500	7.20	5	0	1	0	0	0	5.0	2	4	4	0	4	0	3	4	0	1	1.20
Taylor Clarke	22	0	0	.000	0.00	13	0	6	0	0	3	21.0	8	0	0	0	4	0	27	1	0	2	0.57
Galli Cribbs Jr.	22	1	0	1.000	0.00	1	0	1	0	0	0	1.0	1	0	0	0	0	0	1	0	0	0	1.00
Justin Donatella	20	1	0	1.000	3.24	3	1	0	0	0	0	8.1	6	4	3	0	1	0	5	1	0	1	0.84
Joey Donino	23	0	0	.000	2.79	5	1	1	0	0	1	9.2	8	3	3	0	4	0	11	0	0	1	1.24
Cameron Gann	22	0	1	.000	2.76	18	0	9	0	0	3	29.1	22	9	9	0	10	0	33	1	1	3	1.09
Brody Greer	24	1	1	.500	0.83	24	0	9	0	0	5	32.2	14	8	3	1	14	3	51	2	3	3	0.86
Ariel Hernandez	23	1	1	.500	6.04	22	0	7	0	0	2	22.1	18	15	15	1	21	0	32	2	0	11	1.75
Carlos Hernandez	21	6	3	.667	2.32	15	15	0	0	0	0	85.1	58	24	22	4	27	0	93	4	0	7	1.00
Brent Jones	22	0	0	.000	5.40	1	1	0	0	0	0	5.0	6	3	3	1	0	0	3	1	0	1	1.20
Will Landsheft	22	3	2	.600	4.74	23	0	9	0	0	1	24.2	31	17	13	3	15	0	27	1	0	5	1.87
Tyler Mark	20	2	2	.500	5.25	9	8	0	0	0	0	36.0	43	23	21	4	9	0	24	0	0	6	1.44
Troy Marks	25	1	1	.500	3.38	13	3	2	0	0	1	34.2	27	13	13	0	5	0	23	2	0	2	0.92
Jose Martinez	21	0	0	.000	18.00	1	0	1	0	0	0	1.0	1	2	2	0	2	0	1	0	0	1	3.00
Jeferson Mejia	20	6	4	.600	4.47	15	6	2	0	0	0	48.1	42	28	24	2	31	0	52	5	0	10	1.51
Jared Miller*	21	7	2	.778	1.81	9	9	0	1	0	0	59.2	42	18	12	2	12	0	57	4	0	5	0.91
Lawrence Pardo*	23	1	1	.500	4.50	11	0	3	0	0	0	12.0	11	7	6	0	8	0	5	3	0	3	1.58
Cody Reed*	19	5	4	.556	3.27	15	14	0	0	0	0	63.1	51	29	23	5	21	0	72	1	0	6	1.14
Brett Shankin	25	1	0	1.000	0.60	3	2	1	0	0	0	15.0	6	1	1	0	4	0	17	1	0	0	0.67
Kevin Simmons	21	1	2	.333	4.45	22	0	6	0	0	1	28.1	32	15	14	1	17	0	23	4	0	6	1.73
Myles Smith	23	0	1	.000	2.57	6	0	4	0	0	3	7.0	3	3	2	2	3	0	12	1	0	2	0.86
Tucker Ward	23	0	1	.000	1.59	4	0	0	0	0	0	5.2	3	1	1	0	1	0	3	0	0	0	0.71
Breckin Williams	21	2	0	1.000	2.92	12	0	2	0	0	0	12.1	11	4	4	0	4	0	12	0	0	0	1.22
Alex Young*	21	0	0	.000	1.50	6	1	4	0	0	1	6.0	5	1	1	0	1	0	5	0	0	0	1.00
TOTALS	21.8	45	31	.592	3.27	76	76	75	1	11	24	684.1	571	292	249	31	253	3	681	46	4	87	1.20
OPPONENTS		31	45	.408	3.33	76	76	76	0	4	13	678.0	612	314	251	32	236	2	584	39	9	45	1.25

FIELDING	G	PO	A	E	DP	Fld%
Trevor Mitsui	56	447	23	1	33	.998
Josh Anderson	16	139	7	6	6	.961
N. Robertson	10	54	4	0	2	1.000
Galli Cribbs	1	2	0	0	0	1.000

SECOND BASE	G	PO	A	E	DP	Fld%
Fernery Ozuna	45	78	104	2	19	.989
S. Alcantara	20	33	57	2	10	.978
Galli Cribbs	7	11	18	3	5	.906
Jeff Smith	4	6	5	1	0	.917
Raymel Flores	3	4	9	1	0	.929
Mike Freeman	1	0	0	0	0	.000

SHORTSTOP	G	PO	A	E	DP	Fld%
S. Alcantara	52	70	150	20	24	.917
D. Swanson	22	36	62	3	10	.970
Raymel Flores	2	1	8	1	0	.900
Galli Cribbs	1	1	0	0	0	1.000
Mike Freeman	1	0	1	0	0	1.000
Fernery Ozuna	1	0	6	2	0	.750

CATCHER	G	PO	A	E	DP	Fld%	PB	SB	CS	CS%
Alexis Olmeda	31	273	25	3	0	.990	6	32	13	29%
Jose Queliz	20	165	21	1	1	.995	4	16	13	45%
Nate Irving	12	109	8	4	1	.967	0	11	2	15%
BJ Lopez	11	91	8	0	0	1.000	2	13	0	0%
Stryker Trahan	6	35	10	1	1	.978	2	6	4	40%

THIRD BASE	G	PO	A	E	DP	Fld%
N. Robertson	44	16	77	6	3	.939
Josh Anderson	18	13	26	0	1	1.000
Galli Cribbs	13	1	11	1	1	.923
Jeff Smith	7	3	6	1	0	.900
Fernery Ozuna	6	5	11	1	0	.941
Nic Coffman	4	1	4	4	0	.556
J. Armstrong	1	0	0	0	0	.000

OUTFIELD	G	PO	A	E	DP	Fld%
Luis Veras	46	101	2	3	0	.972
G. Hernandez	45	61	5	4	2	.943
Zach Nehrir	39	84	4	2	1	.978
Stephen Dezzi	37	53	1	0	0	1.000
Galli Cribbs	17	28	1	0	0	1.000
D. McFarland	17	42	1	2	1	.956
J. Armstrong	12	22	0	0	0	1.000
Grant Heyman	11	8	1	1	0	.900
Quinnton Mack	6	7	0	0	0	1.000
Zach Hoffpauir	5	3	0	0	0	1.000
J. Peevyhouse	5	7	0	0	0	1.000
Jeff Smith	2	2	0	1	0	.667
Mike Freeman	1	4	0	0	0	1.000
Nate Robertson	1	0	0	0	0	.000

2016

Hello, my name is.... The Hops used a Northwest League-record 63 players in 2016—32 pitchers and 31 position players.

Second-best, but still in: After winning four straight halves, the Hops finished second in the South to the remarkable Eugene Emeralds (the Ems went 54-22) in both halves of the season. Still, that was enough to earn Hillsboro its third consecutive playoff berth.

Spoilers: Ten months after winning the NWL title on Tri-City's home turf, the Hops denied the Dust Devils a playoff spot in the first half of 2016, with a 3-0 win at Tri-City on July 25th, the final day of the half.

I was walkin'... On July 19th at Eugene, the Hops' **Marcus Wilson** tied the Northwest League record by drawing six walks in one game. As a team, the Hops drew an incredible 17 bases on balls, a franchise record (the next-highest total is 12).

Riot at the bat rack: The Hops had a big offensive series at hitter-friendly Everett in early August. On Aug. 4th, third baseman **Ramon Hernandez** went 5-for-5 with two HR (including the second grand slam in club history), and set franchise records with six RBIs and 12 total bases. The same night, catcher **Luke Lowery** was 4-for-5. Three nights later, Lowery did even better: he went 5-for-5 with five runs batted in in the Hops' 9-7 come-from-behind win.

Touchdown Tommy: RHP **Tommy Eveld**—a former star high school quarterback in Florida whose football prowess kept him out of baseball his first two years of college—had a great first pro year after being drafted in the 9th round as a redshirt junior following his second baseball season at the Univ. of South Florida. In 24 games for the Hops, mostly as a middle reliever, Eveld posted a 1.86 ERA with 31 strikeouts against just eight walks in 29 innings. He also picked up his nickname, "Touchdown Tommy," and his trademark, arms-in-the-air touchdown signal while celebrating Hops wins—which he later utilized as a closer after picking up saves at the higher levels of the minor leagues.

Another Duck shines: The Hops continued their trend of former Oregon Ducks starring for the team when Mark Karaviotis hit .344 in 41 games.



Kevin Ginkel was a 22nd-round draft choice in 2016, and made his Hops debut shortly after pitching for the Univ. of Arizona in the College World Series. Between 2016 and 2017, he set the record for career pitching appearances as a Hop (38), and then made his major-league debut with a 1.48 ERA in 25 appearances for the Arizona Diamondbacks in 2019.

Elation.... Eugene entered play at Ron Tonkin Field for the final regular-season series on Sept. 3rd already having clinched both halves, and having won eight straight. They also knew who their playoff opponent would be: the Hops. In a precursor to the South Division Series, the Hops swept Eugene in the season-ending series, including a wild finish on the next-to-last day when **Luis Veras** scored from second on a passed ball to end the game. The Ems, despite their incredible 54 regular-season wins, had to be thinking, "Uh-oh."

... more elation.... The Hops then picked up where they left off at the end of the regular season, by taking game one of the South Division Series on Sept. 7th on a walkoff single by little-used catcher **Jose Queliz** in the bottom of the 10th.

... and finally, dejection: Hillsboro then traveled to Eugene, needing one win in two games to secure a third straight bid to the NWL Championship Series. They fell flat in game two, a 6-2 loss. And the deciding game three remains the most frustrating loss in team history: Hillsboro fell 2-1 as they had 10 hits and drew four walks... but went 0-for-15 with runners in scoring position and left 11 men on base. Eugene would go on to win their much-deserved first outright NWL championship in 41 years. Fifty days later, Eugene's parent club, the Chicago Cubs, won their first World Series in 108 years.

2016 Game-By-Game Results and Notes

	OPP	W/L	SCORE	R	H	E	L	R	H	E	L	REC	POS	GB/	GA	WINNER	LOSER	SAVE	TIME	ATT	NOTES
6/17	@S-K	W	6-5	6	11	0	7	5	12	0	6	1-0	T1	---	---	A. Benitez	V. Concepcion	J. Perez	2:49	3,411	Smith, Lowery HR; 1st op-day win ever.
6/18	@S-K	L	3-14	3	8	3	11	14	14	2	9	1-1	T2	-1.0	---	K. Melo	T. Mark	---	3:08	2,796	Hops issue 5bb, 3hb, 2wp, make 3E.
6/19	@S-K	L	2-11	2	8	4	8	11	12	1	6	1-2	T3	-1.0	---	C. Yanez	J. Mejia	---	2:54	2,795	Last 2g: 7E, outscored 25-5.
6/20	Eug	L	0-6	0	3	4	2	6	9	1	4	1-3	T3	-2.0	---	M. Rondon	T. Wright	M. Knighton	2:25	5,093	Hops drop 2nd home opener in 4 yrs.
6/21	Eug	W	4-1	4	6	1	4	1	3	1	6	2-3	T3	-1.0	---	T. Simms*	J. Castillo	A. Mason	2:33	3,378	Poche/Simms comb: 6ip, 1h, 0er, 3bb, 6k.
6/22	Eug	L	1-8	1	5	1	11	8	13	1	5	2-4	T3	-2.0	---	P. Silverio	A. Benitez	---	2:52	3,102	HH 1x10 RISP; outscored 40-10 last 5g.
6/23	@Van	L	2-4	2	4	2	6	4	7	4	4	2-5	T3	-2.0	---	D. Rodriguez	T. Mark	J. Lowery	2:18	5,050	HH 1x18 RISP last 2 games.
6/24	@Van	W	12-2	12	11	0	6	2	6	3	8	3-5	3	-2.0	---	J. Mejia	J. Higuera	---	2:57	5,959	Lowery 3x5, 3bf; 12r matches last 6g.
6/25	@Van	L	2-3	2	5	1	3	3	12	2	9	3-6	3	-3.0	---	P. Murphy	T. Wright	J. Lowery	2:29	6,413	Van. scores 3r in 1st 2 inn, holds on.
6/26	@Van	L	1-5	1	6	1	5	5	6	0	7	3-7	T3	-4.0	---	A. Ravel	T. Simms*	---	2:13	6,413	Van just 6H, but 4 str H for 3r in 4th.
6/27	@Van	L	0-3	0	5	0	4	3	7	0	8	3-8	T3	-5.0	---	J. Maese	A. Benitez	J. Lowery	2:18	5,335	Hops 12r in G2; 5r in other 4g in series.
6/28	S-K	W	6-0	6	10	1	6	0	4	2	5	4-8	3	-4.0	---	T. Mark	H. Medina	---	2:31	2,522	Tyler Mark: 7ip, 3h, 0r, 0bb, 10k
6/29	S-K	W	4-3	4	10	4	14	3	7	1	7	5-8	3	-4.0	---	J. Winston*	R. Hernandez	---	3:12	3,157	Matt Bailey walkoff infield single.
6/30	S-K	W	8-2	8	10	2	8	2	10	2	7	6-8	T2	-4.0	---	K. Bellow*	M. Adon	---	2:41	4,252	Chigbogu HR 2nd str qm keys sweep
7/01	@Boi	L	2-10	2	5	4	6	10	12	0	6	6-9	T2	-5.0	---	J. Medina	C. Poche	---	2:47	3,028	HH 4th game w/4 errors; allow 5 uer.
7/02	@Boi	W	8-6	8	10	0	10	6	13	4	6	7-9	2	-5.0	---	A. Benitez	M. Zimmerman	T. Eveld	3:07	3,759	Boi 4E and 5 uer in 4th inn alone.
7/03	@Boi	L	7-9	7	10	4	7	9	11	0	9	7-10	T2	-5.0	---	J. Calomeni	T. Ward*	J. Fernandez	3:19	4,497	Hops rebound fm 7-1 down to tie.
7/04	T-C	W	7-3	7	14	1	7	3	4	1	6	8-10	T2	-5.0	---	J. Mejia	W. Headman	---	2:44	5,302	Hops delight largest crowd in RTF hist.
7/05	T-C	L	0-9	0	6	2	8	9	12	0	4	8-11	T2	-6.0	---	J. Guerrero	T. Wright	---	2:49	2,514	T-C scores in each of 1st 6 innings
7/06	T-C	W	9-1	9	13	0	6	1	7	2	13	9-11	T2	-5.0	---	T. Simms*	J. Lucchesi	---	3:15	2,357	Chigbogu's HR one of 6 xbh.
7/07	T-C	L	3-8	3	6	6	7	8	10	2	12	9-12	3	-5.5	---	E. Ramirez	T. Ward*	---	3:31	2,209	6E matches franchise rec. (4th time)
7/08	T-C	W	2-1 (11)	2	9	0	7	1	5	0	5	10-12	T2	-6.0	---	T. Ward*	C. Ford	---	3:21e	3,207	Josh Anderson walkoff 1b on fly to LF
7/09	@Eug	L	2-5	2	5	0	6	5	7	0	9	10-13	3	-7.0	---	J. Castillo	J. Mejia	J. Cheek	3:15	3,793	Mejia 5bb, 4 score; Owings 0x4 debut
7/10	@Eug	W	10-2	10	7	0	4	2	6	2	6	11-13	3	-6.0	---	A. Gouin	P. Silverio	---	3:18	3,406	Alex Gouin 11K in affiliated debut
7/11	@Eug	W	7-4	7	13	4	11	4	4	0	6	12-13	2	-5.0	---	P. Betts*	E. De Los Rios	J. Winston	3:21	4,551	Ems back-to-back L's 1st time in '16.
7/13	Evt	L	7-3	3	5	3	5	7	8	1	10	12-14	2	-5.0	---	J. Brentz	A. Benitez	---	2:50	3,462	Hops issue season-high 10bb.
7/14	Evt	W	5-1	5	6	1	4	1	6	0	5	13-14	2	-5.0	---	T. Mark	T. Viehoff	---	2:31	3,203	Chigbogu 2-r HR, Mark 1r in 6ip.
7/15	Evt	W	9-7	9	10	1	3	7	13	2	11	14-14	2	-5.0	---	K. Ginkel*	P. Covelle	J. Winston	3:00	4,554	Hops 1 in 7th, 5 in 8th, erase 7-3 deficit.
7/16	Evt	W	3-2	3	9	0	5	2	8	0	8	15-14	2	-5.0	---	R. Smith*	J. Cano	T. Eveld	2:38	4,866	Hops 1 in 5th, 2 in 7th, erase 2-0 deficit.
7/17	Evt	L	0-1	0	4	1	5	1	3	0	7	15-15	2	-6.0	---	M. Festa	T. Simms*	M. Gorgas	2:50	3,921	Reggie McClain K's 10 Hops in 4 inn.
7/18	@Eug	L	4-6	4	5	5	6	6	8	2	6	15-16	2	-7.0	---	M. Minacci	A. Benitez	M. Malave	3:05	2,378	Hops fall 7 out w/7 left in half; Elim. # 1.
7/19	@Eug	W	8-2	8	5	0	13	2	3	1	1	16-16	2	-6.0	---	T. Mark	B. Hudson	---	3:02	2,001	Wilson T-NWL rec w/6bb; Hops draw 17.
7/20	@Eug	L	0-4	0	2	1	5	4	7	1	3	16-17	2	-7.0	---	J. Paulino	W. Huang	---	2:08	3,625	Ems 2-hit Hops to clinch South flag.
7/21	@T-C	W	9-8	9	14	3	9	8	13	4	11	17-17	2	-7.0	---	T. Eveld*	N. Forest	---	3:48	2,285	Overcome 8-4 deficit w/4 in 8th, 1 in 9th.
7/22	@T-C	L	0-2	0	8	2	7	2	5	2	7	17-18	2	-8.0	---	J. Guerrero	P. Betts*	J. Scholtens	2:46	3,188	Hops 7 LOB, 4 others tagged out.
7/23	@T-C	W	6-2	6	7	1	6	2	4	1	7	18-18	2	-8.0	---	C. Poche*	B. Lorenzini	---	3:12	2,804	Overcome 2-0 deficit w/3 in 6th, 2 in 7th.
7/24	@T-C	L	4-5	4	11	3	9	5	8	1	7	18-19	2	-9.0	---	D. Lopez	T. Eveld*	---	3:16	1,574	Hops 4 in 9th for 4-3 lead, lose in B9.
7/25	@T-C	W	3-0	3	11	0	9	0	5	3	6	19-19	2	-9.0	---	J. Mejia*	A. Mejia	J. Winston	2:37	1,596	Hops deny T-C 1st-half crown.
7/26	Boi	W	8-3	8	9	0	5	3	5	4	4	1-0	T1	---	---	J. Garcia	E. Julio	R. Smith	2:20	3,116	Hops 1st 3-r HR since 6/17 (S. Smith)
7/27	Boi	W	4-0	4	7	1	7	0	3	0	5	2-0	1	---	---	B. Takahashi	B. Eusebio	P. Betts	2:34	3,027	Takahashi & Betts comb. 3-h ShO
7/28	Boi	L	3-9	3	5	2	5	9	11	2	12	2-1	T1	---	---	A. Santos	M. Lemieux	---	3:14	3,015	2E on Hops pitchers lead to 5UER.
7/29	S-K	W	10-4	10	13	1	8	4	10	4	7	3-1	1	---	---	T. Mark	R. Vizcaino	---	3:16	4,047	Mark leads way in first televised game.
7/30	S-K	W	6-3	6	12	0	7	3	5	1	4	4-1	1	---	---	A. Benitez	M. Adon	R. Smith	2:53	4,294	Benitez goes five scoreless in relief.
7/31	S-K	L	1-5	1	5	1	8	5	11	2	4	4-2	1	---	---	M. Krook	J. Garcia	---	2:40	3,501	Hops can't dig out of early hole.
8/04	@Evt	W	9-4	9	14	1	10	4	12	1	13	5-2	1	---	---	B. Takahashi	R. McClain	---	3:28	3,375	Hernandez 5x5 w/2nd GS in tm history
8/05	@Evt	W	7-5	7	10	2	6	5	6	2	5	6-2	1	---	---	A. Benitez*	E. Surrey	J. Winston	2:55	3,625	Hops overcome 5-0 first inning deficit
8/06	@Evt	L	3-4	4	11	3	7	3	5	0	7	6-3	1	---	---	D. Garcia	M. Lemieux	L. Ratliff	2:38	3,389	Comeback effort falls just short
8/07	@Evt	W	9-7	9	14	2	8	7	12	3	12	7-3	1	---	---	J. Mejia	L. Newsome	C. Taylor	3:06	2,669	Lowery 6x5, HR, 3 2B
8/08	@Evt	L	3-7	3	6	2	6	7	11	4	10	7-4	1	---	---	J. Medina	T. Mark	M. Koval	3:08	1,525	2 errors, 7 walks doom Hops
8/09	@Boi	L	2-5	2	8	0	7	5	7	0	5	7-5	T1	---	---	A. Santos	B. Takahashi	J. Fernandez	2:38	3,889	B2B losses first time since 6/26-6/27
8/10	@Boi	W	9-5	9	12	0	8	5	9	3	3	8-5	T1	---	---	A. Benitez*	R. Garcia	---	3:20	2,405	J-Mo finishes triple shy of the cycle
8/11	@Boi	W	6-5	6	5	3	3	5	7	2	9	9-5	T1	---	---	W. Huang	M. Bunal	J. Winston	3:06	2,883	GW GDP induced w/ bases loaded
8/12	Van	W	6-3	6	7	0	7	3	6	0	6	10-5	T1	---	---	J. Garcia	D. Diaz	C. Taylor	2:42	3,502	3 runs first inning to notch 3rd straight W
8/13	Van	L	0-4	0	4	1	4	4	10	0	7	10-6	2	-1.0	---	M. Ellenbest	T. Mark	---	2:25	4,023	Timely hitting needed in shutout loss
8/14	Van	L	5-6	5	9	3	9	6	8	0	8	10-7	2	-2.0	---	E. Smith	C. Poche*	G. Glaude	2:58	3,103	key errors the factor in 1-run loss
8/15	Van	L	4-6	4	11	0	9	6	14	0	10	10-8	2	-3.0	---	P. Murphy	A. Benitez	N. Hartman	3:05	2,893	14 hits given up early in 6-4 loss
8/16	Van	W	6-5	6	11	0	7	5	9	1	7	11-8	2	---	---	T. Eveld*	J. McClelland	---	2:45	2,830	Morowski the savior with walk-off HR
8/17	@S-K	L	4-8 (10)	4	9	3	11	8	12	0	7	11-9	2	-4.0	---	P. Ruotolo	M. Pobereyko*	---	3:14e	1,512	Tough loss off walk-off grand slam
8/18	@S-K	L	7-12	7	10	2	11	12	15	2	5	11-10	2	-5.0	---	M. Pope	J. Winston*	---	3:15	1,138	S-K 8x13 w/RISP
8/19	@S-K	W	7-1	7	14	2	7	1	5	0	6	12-10	2	-5.0	---	B. Takahashi	M. Krook	---	2:48	3,355	Bo deals to stave off S-K sweep
8/20	Spo	W	5-2	5	10	1	6	2	9	1	11	13-10	2	-4.0	---	A. Benitez	K. Cody	K. Ginkel	2:58	3,255	Ginkel records first pro save
8/21	Spo	W	6-2	6	10	0	8	2	6	1	6	14-10	2	-3.0	---	W. Huang*	A. Daniele	---	2:40	3,004	Huang + Mack dominant
8/22	Spo	W	1-0	1	6	2	6	0	4	0	7	15-10	2	-3.0	---	J. Garcia	D. Evans	C. Taylor	2:19	2,462	Junior & bullpen allow just four hits
8/23	Spo	W	8-1	8	12	1	12	1	7	4	6	16-10	2	-2.0	---	T. Mark	S. Mendez	---	2:57	3,534	Hops extend win streak to five.
8/24	Spo	W	5-1	5	8	0	4	1	5	1	4	17-10	2	-1.0	---	B. Takahashi	C. Pelham	---	2:39	3,237	First ever five-game sweep completed.
8/26	Boi	L	4-7 (10)	4	8	2	8	7	12	0	7	17-11	2	-2.0	---	J. Gesald	M. Pobereyko*	J. Lawrence	3:15e	3,525	Boise UER in 9th, 3 in 10th
8/27	Boi	W	7-1	7	8	2	3	1	6	0	5	18-11	2	-2.0	---	M. Lemieux	B. Eusebio	---	2:17	4,226	Lemieux career-hi 7K
8/28	Boi	W	11-8	11	10	0	8	8	8	1	8	19-11	2	-2.0	---	J. Garcia	R. Tyler	---	3:26	3,082	Anderson hits slam; clinch playoff berth.
8/29	@Spo	L	1-12	1	6	1	12	12	12	1	6	19-12	2	-3.0	---	S. Sebald	B. Takahashi	---	3:28	4,173	Spo snaps L10S; Hops day-after blues.
8/30	@Spo	L	0-8	0	6	0	9	8	11	2	4	19-13	2	-4.0	---	S. Mendez	T. Mark	---	2:29	4,021	Indians club 3 HR; Hops ShO 7th time.
8/31	@Spo	W	8-5	8	12	0	10	5	13	2	9	20-13	2	-4.0	---	A. Benitez	C. Pelham	---	3:19	4,006	Benitez matches club-record for W.
9/01	@Spo	L	2-5	2	7	1	8	5	11	1	10	20-14	2</								

2016 Statistics

* = Left-handed hitter or pitcher # = Switch-hitter

BATTING	Age	G	PA	AB	R	H	2B	3B	HR	RBI	SB	CS	BB	SO	BA	OBP	SLG	OPS	TB	DP	HB	SH	SF
Sergio Alcantara#	19	15	59	47	12	15	2	0	0	8	4	2	10	31	.319	.441	.362	.802	17	0	1	0	1
Josh Anderson	23	55	230	212	31	65	11	0	5	34	5	0	10	41	.307	.352	.429	.781	91	7	6	0	2
Max Brown	23	5	21	21	2	4	0	0	0	0	0	0	0	3	.190	.190	.190	.381	4	0	0	0	0
Justin Chigbogu*	21	56	218	196	21	42	6	0	5	19	5	0	20	61	.214	.294	.321	.615	63	6	2	0	0
Nic Coffman*	23	8	28	25	1	5	1	0	0	0	0	1	2	12	.200	.286	.240	.526	6	0	1	0	0
Paxton De La Garza	22	4	10	6	1	0	0	0	0	2	0	0	2	3	.000	.200	.000	.200	0	0	0	0	2
Ben Deluzio	21	30	97	80	23	25	2	2	0	7	14	2	10	15	.313	.421	.388	.809	31	0	5	2	0
Stephen Dezzi*	23	2	8	6	3	1	1	0	0	0	0	0	1	1	.167	.375	.333	.708	2	0	1	0	0
Billy Endris*	22	4	18	15	2	4	1	0	1	1	1	0	3	2	.267	.389	.533	.922	8	2	0	0	0
Anfernee Grier	20	20	79	75	8	18	2	0	1	6	9	2	3	21	.240	.278	.307	.585	23	3	1	0	0
Jason Heinrich	20	1	4	3	1	0	0	0	0	0	0	0	1	0	.000	.250	.000	.250	0	1	0	0	0
Ramon Hernandez	20	22	90	83	8	21	4	2	2	13	0	0	4	19	.253	.300	.422	.722	35	2	2	0	1
Manny Jefferson	21	59	228	203	19	42	11	0	3	22	5	3	22	45	.207	.289	.305	.595	62	2	2	0	1
Mark Karaviotis	20	41	166	131	25	45	8	1	2	25	2	3	21	30	.344	.473	.466	.938	61	2	12	1	1
Luke Lowery	22	67	290	261	25	69	15	0	5	34	20	6	22	66	.264	.334	.379	.714	99	5	6	0	1
Francis Martinez#	19	1	1	1	0	0	0	0	0	0	0	0	0	1	.000	.000	.000	.000	0	0	0	0	0
Matt McPhearson*	21	7	20	18	2	5	1	0	0	0	6	0	2	1	.278	.350	.333	.683	6	0	0	0	0
Jason Morozowski	22	38	154	134	33	39	8	3	9	27	3	2	12	34	.291	.370	.597	.967	80	1	6	0	2
Chad Oberacker*	27	6	28	22	6	9	2	1	0	3	1	0	6	2	.409	.536	.591	1.127	13	0	0	0	0
Alexis Olmeda	22	53	204	181	21	47	7	3	3	21	6	1	19	43	.260	.324	.381	.705	69	4	0	0	4
Connor Owings*	22	26	93	80	13	14	2	1	1	8	2	2	12	20	.175	.280	.263	.542	21	1	0	0	1
Jose Queliz	23	14	48	45	4	9	1	0	2	6	0	1	2	11	.200	.234	.356	.590	16	1	0	1	0
Matt Railey*	21	9	36	32	4	7	0	0	0	5	1	1	2	6	.219	.306	.219	.524	7	1	2	0	0
Joey Rose	18	2	3	2	0	0	0	0	0	0	0	0	1	2	.000	.333	.000	.333	0	0	0	0	0
Luis Silverio	21	7	32	27	2	5	1	0	0	7	2	0	4	6	.185	.313	.222	.535	6	0	1	0	0
Jeff Smith	23	8	30	28	3	3	0	0	1	5	3	0	1	9	.107	.133	.214	.348	6	1	0	0	1
Stephen Smith	21	37	154	128	19	26	4	1	2	10	2	0	19	39	.203	.331	.297	.628	38	0	6	0	1
Gavin Stupinski*	22	4	13	12	1	3	1	0	0	3	0	1	1	1	.250	.308	.333	.641	4	0	0	0	0
Luis Veras	22	43	159	144	21	32	10	1	0	10	1	0	11	27	.222	.283	.306	.589	44	8	2	0	2
Adam Walton	22	43	152	129	18	32	6	0	0	10	10	3	13	27	.248	.322	.295	.616	38	3	2	6	2
Marcus Wilson	19	43	177	135	24	34	5	2	0	15	18	3	38	40	.252	.418	.319	.737	43	2	2	0	2
TOTALS	21.4	75	2850	2482	353	621	112	17	42	301	120	33	274	598	.250	.336	.360	.696	893	52	60	10	24
OPPONENTS	75	2842	2506	342	623	131	17	23	28	297	66	33	259	660	.249	.326	.353	.679	884	40	40	14	22

PITCHING	Age	W	L	W-L%	ERA	G	GS	GF	CG	SHO	SV	IP	H	R	ER	HR	BB	IBB	SO	HBP	BK	WP	WHIP
Kirby Bellow*	24	1	0	1.000	0.00	5	0	0	0	0	0	4.0	4	0	0	0	0	0	10	0	0	0	1.00
Anfernee Benitez*	20	7	5	.583	3.48	14	12	0	0	0	0	72.1	75	34	28	2	31	1	71	2	0	15	1.47
Palmer Betts	22	1	1	.500	2.11	10	0	3	0	0	1	21.1	17	10	5	0	10	0	25	2	0	2	1.27
Nick Blackburn	21	0	0	.000	0.00	3	0	2	0	0	0	3.0	2	0	0	0	0	0	0	0	0	0	0.67
Jon Duplantier	21	0	0	.000	0.00	1	0	0	0	0	0	1.0	0	0	0	0	2	0	3	0	0	0	2.00
Max Duval	25	0	0	.000	7.36	2	1	0	0	0	0	3.2	3	3	3	0	2	0	4	0	0	1	1.36
Ethan Elias	23	0	0	.000	15.00	3	1	0	0	0	0	3.0	2	5	5	0	2	0	2	1	0	0	1.33
Tommy Eveld	22	2	1	.667	1.86	24	0	12	0	0	2	29.0	17	6	6	0	8	0	31	3	0	3	0.86
Junior Garcia*	20	4	1	.800	4.47	9	9	0	0	0	0	46.1	51	26	23	3	17	0	37	1	0	6	1.47
Kevin Ginkel	22	1	0	1.000	2.61	18	0	6	0	0	2	20.2	17	8	6	0	6	2	22	2	0	2	1.11
Alex Gouin	24	1	0	1.000	2.57	1	1	0	0	0	0	7.0	5	2	2	0	2	0	11	0	1	0	1.00
Connor Grey	22	0	0	.000	0.00	6	0	1	0	0	0	9.2	4	0	0	0	2	0	14	0	0	0	0.62
Wei-Chieh Huang	22	2	2	.500	5.34	9	4	1	0	0	0	30.1	33	19	18	4	11	0	42	2	0	7	1.45
Dean Jackson	22	0	0	.000	0.00	1	0	0	0	0	0	2.0	0	0	0	0	1	0	2	0	0	0	0.50
Mack Lemieux*	19	1	2	.333	3.91	7	7	0	0	0	0	23.0	24	12	10	1	12	0	26	2	0	2	1.57
Tyler Mark	21	5	5	.500	3.91	15	15	0	0	0	0	78.1	79	41	34	8	23	0	75	3	0	11	1.30
Jose Martinez	22	0	0	.000	3.38	6	0	0	0	0	0	8.0	5	8	3	0	6	0	6	3	0	0	1.38
Austin Mason	22	0	0	.000	0.00	1	0	1	0	0	1	1.0	1	0	0	0	1	0	2	0	0	0	2.00
Jefferson Mejia	21	4	2	.667	5.73	13	6	0	0	0	0	37.2	41	32	24	2	26	0	37	4	1	11	1.78
Dallas Newton	21	0	0	.000	14.21	4	0	2	0	0	0	6.1	11	10	10	0	5	0	2	1	1	2	2.53
Julio Perez	24	0	0	.000	3.00	3	0	2	0	0	1	3.0	3	1	1	0	0	0	1	0	0	0	1.00
Matt Pobereyko	24	0	2	.000	11.42	5	0	2	0	0	0	8.2	12	12	11	2	2	1	9	2	1	2	1.62
Colin Poche*	22	1	2	.333	3.19	21	4	2	0	0	0	31.0	20	14	11	2	17	0	36	1	0	3	1.19
Wesley Rodriguez	19	0	0	.000	0.00	1	0	0	0	0	0	1.0	0	0	0	0	1	0	1	0	0	0	1.00
Trevor Simms	24	2	2	.500	3.94	10	1	0	0	0	0	29.2	25	19	13	1	16	0	22	5	0	3	1.38
Riley Smith	21	2	0	1.000	2.51	25	0	10	0	0	2	32.1	33	10	9	1	4	0	30	0	0	4	1.14
Bo Takahashi	19	5	2	.714	2.50	10	10	0	0	0	0	50.1	39	17	14	0	17	0	40	4	0	4	1.11
Curtis Taylor	20	1	0	1.000	2.20	17	0	11	0	0	3	16.1	13	5	4	0	5	0	23	0	0	1	1.10
Tucker Ward	24	1	2	.333	5.52	14	0	3	0	0	0	14.2	18	12	9	0	8	1	9	1	0	6	1.77
Jordan Watson*	22	0	0	.000	3.09	12	0	3	0	0	0	11.2	8	6	4	0	4	0	20	0	0	1	1.03
Jake Winston	22	1	1	.500	2.87	28	0	14	0	0	5	31.1	31	14	10	0	15	1	31	0	0	4	1.47
Taylor Wright	23	0	3	.000	6.86	5	4	0	0	0	0	21.0	30	16	16	2	3	0	16	1	0	1	1.57
TOTALS	21.5	42	33	.560	3.80	75	75	75	0	5	17	658.2	623	342	278	28	259	6	660	40	4	91	1.34
OPPONENTS		33	42	.440	4.05	75	75	75	0	8	17	654.0	621	353	294	42	274	1	598	60	17	62	1.37

FIRST BASE							THIRD BASE							PITCHER													
	G	PO	A	E	DP	Fld%		G	PO	A	E	DP	Fld%		G	PO	A	E	DP	Fld%							
Justin Chigbogu	42	368	18	8	26	.980	Josh Anderson	47	25	82	14	7	.884	Jake Winston	28	3	5	0	0	1.000							
Alexis Olmeda	18	133	11	4	5	.973	R. Hernandez	12	14	18	3	1	.914	Riley Smith	25	1	5	0	1	1.000							
R. Hernandez	10	84	8	0	10	1.000	Adam Walton	9	5	13	0	1	1.000	Tommy Eveld	24	0	4	0	1	1.000							
Luke Lowery	6	35	5	1	4	.976	Nic Coffman	8	7	11	1	1	.947	Colin Poche	21	1	7	0	1	1.000							
Stephen Dezzi	2	11	1	1	0	.923	Alexis Olmeda	3	2	4	0	0	1.000	Kevin Ginkel	18	0	7	1	0	.875							
Mark Karavitiis	2	7	0	0	1	1.000	Joey Rose	2	0	0	0	0	.000	Curtis Taylor	17	0	2	0	0	1.000							
SECOND BASE							OUTFIELD																				
	G	PO	A	E	DP	Fld%		G	PO	A	E	DP	Fld%		G	PO	A	E	DP	Fld%							
M. Jefferson	50	86	124	5	21	.977	Marcus Wilson	43	84	2	4	1	.956	Tyler Mark	15	7	6	1	0	.929							
Adam Walton	18	42	44	2	13	.977	Luis Veras	41	62	3	4	0	.942	A. Benitez	14	3	13	1	0	.941							
Jeff Smith	6	10	30	1	4	.976	J. Morozowski	34	50	5	2	0	.965	Tucker Ward	14	2	1	1	0	.750							
Mark Karavitiis	3	4	0	0	0	1.000	Stephen Smith	34	48	3	1	2	.981	Jeferson Mejia	13	0	4	1	0	.800							
P. De La Garza	2	0	3	0	0	1.000	Ben DeLuzio	29	52	1	0	0	1.000	Jordan Watson	12	0	1	0	0	1.000							
Connor Owings	1	3	2	1	0	.833	Connor Owings	22	26	1	2	0	.931	Palmer Betts	10	1	2	0	0	1.000							
SHORTSTOP							Matt Bailey	9	11	1	2	1	.857	Trevor Simms	10	2	4	1	1	.857							
Mark Karavitiis	35	43	84	9	16	.934	Luis Silverio	7	13	2	0	0	1.000	Bo Takahashi	10	2	3	1	0	.833							
Adam Walton	16	19	35	4	1	.931	Chad Oberacker	6	6	0	1	0	.857	Junior Garcia	9	1	6	0	0	1.000							
S. Alcantara	15	27	48	4	9	.949	Max Brown	5	10	0	0	0	1.000	W. Huang	9	1	4	0	0	1.000							
M. Jefferson	9	6	15	5	4	.808	M. McPhearson	5	3	1	0	0	1.000	Mack Lemieux	7	1	4	1	0	.833							
P. De La Garza	2	1	6	2	0	.778	Billy Endris	4	9	0	2	0	.818	Connor Grey	6	0	0	0	0	.000							
							Luke Lowery	3	3	0	0	0	1.000	Jose Martinez	6	1	1	2	0	.500							
							Anfernee Grier	2	4	1	1	0	.833	Kirby Bellow	5	0	0	0	0	.000							
							Jason Heinrich	1	3	0	0	0	1.000	M. Pobereyko	5	0	1	0	0	1.000							
							2016 TOTAL PLAYERS USED:							Taylor Wright	5	0	1	2	0	.333							
CATCHER	G	PO	A	E	DP	Fld%	PB	SB	CS	CS%	31 position players <td>Dallas Newton</td> <td>4</td> <td>1</td> <td>1</td> <td>0</td> <td>0</td> <td>1.000</td>							Dallas Newton	4	1	1	0	0	1.000			
Luke Lowery	37	279	52	5	3	.985	14	26	17	40%	32 pitchers							Nick Blackburn	3	0	0	0	0	.000			
Alexis Olmeda	29	224	32	2	2	.992	7	29	9	24%	63 players total (NWL record)							Ethan Elias	3	0	0	0	0	.000			
Jose Queliz	14	120	7	0	0	1.000	2	9	5	36%								Julio Perez	3	1	0	0	0	1.000			
G. Stupienski	1	3	1	0	0	1.000	0	0	0	0%								Max Duval	2	0	0	0	0	.000			
																					Jon Dplantier	1	0	0	0	0	.000
																					Alex Gouin	1	1	0	0	0	1.000
																					Dean Jackson	1	0	0	0	0	.000
																					Austin Mason	1	0	0	0	0	1.000
																					W. Rodriguez	1	1	0	0	0	.000

2017

Big Three spend season in Hillsboro: the Diamondbacks had three of the top 68 picks in the 2017 draft, and they used all three on college position players, each of whom spent their entire first professional season with the Hops. First baseman **Pavin Smith** (#7 overall, from the University of Virginia) hit a club-record .318 with 15 doubles, third baseman **Drew Ellis** (#44 overall, University of Louisville) had eight home runs while committing just one error in 40 games at the hot corner, and catcher **Daulton Varsho** (#68 overall, Univ. of Wisconsin-Milwaukee) hit .311 and set franchise records for slugging (.534) and OPS (.902) while being one of the top defensive catchers the Hops have ever had.

Cyclin': Hillsboro shortstop **Yan Sanchez** accomplished a rare feat on July 5th at Salem-Keizer, becoming the first Hop to hit for the cycle. He singled in the first inning, homered in the third, walked in the fourth, struck out in the fifth and tripled in the seventh. He came to the plate in the eighth needing a double to complete the cycle, and he got it, smoking a shot to the left-center field gap.

Outburst: On the same night **Yan Sanchez** hit for the cycle—July 5th at Salem-Keizer—the Hops set a franchise record with 25 hits in a 17-2 romp. Sanchez went 4-for-6, **Daulton Varsho** was 5-for-6 with a home run, **Pavin Smith** was 4-for-5, **Bryan Araiza** and **Drew Ellis** had three hits apiece, and **Eudy Ramos** also went deep.

Making their mark: Along with top draft picks excelling, the Hops also had some less-heralded players post some excellent seasons. RHP **Connor Grey**, a 20th-round selection out of St. Bonaventure University in 2016, went 6-2 with a 2.74 ERA for the Hops in his second pro year, notching 41 strikeouts against just five walks in 46 innings. RHP **Kevin Ginkel**, in his second year with the Hops after being selected in the 22nd round in 2016 out of the Univ. of Arizona, struck out 49 with just 11 walks in 33.2 innings. RHP **Kevin McCanna**—signed by the D-backs out of the independent minor leagues—was dominant in his six appearances, going 5-1 with an ERA of 0.27 and striking out 43 in 33.1 innings. **Camden Duzenack**, a 9th-rounder in 2017 out of Dallas Baptist University, was a rock at shortstop while hitting .288 with a team-leading 34 RBIs. And second baseman **Ryan Grotjohn**, a 10th-rounder from CSU Bakersfield, hit .261 and committed just two errors in 30 games at second base.



Daulton Varsho was one of three top 2017 draft prospects—along with Pavin Smith and Drew Ellis—who spent their entire first professional seasons with Hillsboro in 2017. Varsho played in 50 games—36 behind the plate—and had arguably the best all-around season in team history. He hit .311 with 16 doubles, seven home runs and set club single-season records for slugging (.534) and OPS (.902).

Back-to-back spectacular grabs: in a game at Spokane on July 7th, center fielder **Tra Holmes** made two spectacular diving catches against the first two Spokane hitters in the bottom of the 7th. With the Hops trailing 4-3, Holmes made a full lay-out dive into right center to rob the first batter of the inning of extra bases. Two pitches later, Holmes made one of the smarter plays an outfielder can make: knowing the twilight sky could cause trouble for left fielder **Dan Swain**, Holmes broke into a full sprint from center on a routine fly ball to left. Sure enough, Swain never saw the ball... until, 20 feet behind him, in straightaway left field, Holmes made *another* full-layout grab. The Spokane fans, to their credit, appreciated the moment and gave Holmes a standing ovation. The Hops rewarded his efforts by scoring three times in the ninth—Holmes walked and scored the tying run—to win, 6-5.

Ousted: The Hops finished with their fewest number of wins other than 2013 (they went 41-35 overall), and yet won both halves in the South Division, each by one game over Eugene. Once again, though, it was the Emeralds who prevailed in the South Division Series, this time sweeping the Hops with a 2-1 win in Eugene and a 10-4 win in Hillsboro (a game which was tied 4-4 entering the top of the ninth). The Vancouver Canadians prevailed over Eugene to win the now best-of-five Northwest League Championship Series three games to one.

2017 Game-By-Game Results and Notes

	OPP	W/L	SCORE	R	H	E	L	R	H	E	L	REC	POS	GB/ GA	WINNER	LOSER	SAVE	TIME	ATT	NOTES
6/15	@Evt	W	10-3	10	9	3	6	3	6	3	9	1-0	1	+0.5	J. Duran	R. Inman		3:01	2,399	Endris, Ramos & Leyba all hit HR.
6/16	@Evt	L	3-5	3	9	2	5	5	6	1	6	1-1	2	-0.5	M. Suarez	M. Aker	D. Ellingson	2:27	3,589	Misplays lead to 3r in B1 for Evt.
6/17	@Evt	W	12-4	12	8	0	8	4	9	3	10	2-1	1	+0.5	T. Keele*	C. Mobley		3:09	4,049	Hops score 8r in first inning.
6/18	@Evt	L	3-6	3	7	1	5	6	11	1	7	2-2	T1	---	A. Torres	C. Grey	D. Ellingson	2:49	3,509	Everett leads 6-0 after 3.
6/19	@Evt	W	9-2	9	13	1	9	2	6	2	6	3-2	1	+1.0	R. Smith	A. Hernandez		2:49	1,475	R. Smith 6ip, 1r; Sanchez 3b, hr, 4rbi.
6/20	S-K	W	7-6 (12)	7	11	2	13	6	11	1	4	4-2	1	+1.0	C. Clark*	J. Timmins		4:09e	4,507	Hops trail 6-0, 2r in 6th, 4r in 7th to tie.
6/21	S-K	L	3-5 (13)	3	9	1	14	5	11	1	7	4-3	T1	---	J. Timmins	A. Benitez*		4:12e	2,379	Hops waste chances in 9th, 10th, 12th.
6/22	S-K	L	6-8	6	6	2	6	8	11	0	5	4-4	T1	---	H. Slatton	M. Aker	K. Melo	3:19	2,756	S-K leads 8-0, Hops 6r in 7th.
6/23	Boi	L	1-5	1	4	5	5	5	6	0	7	4-5	T2	-1.0	B. Eusebio	T. Keele		2:44	3,264	Hops 5E in 2nd & 3rd inn = 4 UER.
6/24	Boi	W	11-3	11	17	0	11	3	8	1	6	5-5	T1	---	C. Grey	K. Cedotal		3:06	3,380	P Smith 1st pro H (3x5); K Smith 3x3,hr.
6/25	Boi	W	3-1	3	9	3	6	1	4	1	7	6-5	T1	---	M. Koch	K. Olivares	E. Gonzalez	2:47	2,643	Matt Koch gets win in final rehab start.
6/26	@Eug	L	1-2	1	9	2	11	2	3	0	4	6-6	T2	-1.0	A. Garcia	R. Smith	L. Aquino	2:42	2,358	Eerie resemblance to 9/9/16 playoff exit.
6/27	@Eug	L	2-5	2	8	1	8	5	9	1	8	6-7	T2	-2.0	J. Assad	J. Duran		3:07	2,493	Ademan HR after K becomes foul.
6/28	@Eug	L	3-8	3	7	0	13	8	9	1	2	6-8	3	-3.0	E. Diaz	M. Aker		3:14	3,120	1x10 RISP, 3 for last 45 RISP in Eug.
6/29	Evt	W	5-4	5	11	1	13	4	8	5	5	7-8	3	-2.0	J. Garcia*	M. Clancy		3:06	3,672	Susnara GW hit; 24th walkoff Hops hist.
6/30	Evt	W	5-4	5	8	1	3	4	9	1	5	8-8	3	-2.0	C. Grey	R. Inman	E. Gonzalez	2:33	2,902	Grey 7ip/0r; Smith/Ellis/Varsho tog. 1st x.
7/01	Evt	W	11-2	11	12	2	10	2	8	2	9	9-8	T2	-2.0	R. Smith	M. Suarez		2:46	4,252	Holmes 3 rbis; Swain 2 2B pro debut.
7/02	Evt	W	3-0	3	5	0	4	0	2	1	7	10-8	2	-1.0	J. Duran	R. Bell	E. Gonzalez	2:35	3,526	Duran & 3 relievers combined 2-hitter.
7/03	Evt	L	4-8	4	8	1	7	8	9	1	2	10-9	2	-1.0	A. Torres	M. Aker		2:33	5,282	Evt 6-r top 1st; hit 3 HR off Mitch Aker
7/04	@S-K	W	6-3	6	11	1	8	3	8	0	11	11-9	T1	---	J. Garcia*	J. Bahr	E. Gonzalez	3:27	5,223	4 runs in 8th erase 3-2 deficit.
7/05	@S-K	W	17-2	17	25	0	13	2	8	2	6	12-9	1	+1.0	C. Grey	A. De La Rosa		3:28	1,628	Sanchez cycle; Varsho 5x6; 17r/25h rec.
7/06	@Spo	L	1-2	1	2	2	6	2	5	0	3	12-10	1	+1.0	J. Barlow	R. Smith		2:23	6,327	Record low H (9th time) day aft. rec hi.
7/07	@Spo	W	6-5	6	5	0	6	5	8	2	4	13-10	1	+1.0	M. Brill*	I. Lopez	E. Gonzalez	3:08	6,908	Holmes 2 catches; 3 pregame ejections.
7/08	@Spo	L	9-10	9	16	1	7	10	13	1	5	13-11	T1	---	T. Tiedemann	E. Gonzalez*		3:13	3,704	Clay Middleton GW 1b caps 3-run rally.
7/09	@Spo	W	8-2	8	16	0	14	2	4	4	6	14-11	T1	---	T. Keele	R. Sanmartin		3:09	3,477	Keele 7ip,2h,1r; Ellis/Duz 1st pro HRs
7/10	@Spo	L	3-6	3	7	3	8	6	8	1	6	14-12	T1	---	C. Ragans	C. Grey	J. Advocate	3:03	4,709	After loss, 3-way tie for 1st (Eug/Boi)
7/12	Eug	L	5-7	5	7	1	6	7	11	0	5	14-13	3	-1.0	J. Romero	C. Becker*	B. Glowicki	2:52	3,622	Hops blow 4-0 & 7-5 leads; Eug 4r 7th.
7/13	Eug	W	6-5	6	9	0	12	5	8	0	5	15-13	T1	---	E. Gonzalez*	Y. Gomez		3:17	4,701	Miguel Amaya PB scores Varsho in B9.
7/14	Eug	L	0-2	0	5	0	6	2	7	0	8	15-14	3	---	R. Thomas	T. Keele	B. Glowicki	2:58	4,049	Solid effort by Tyler Keele wasted.
7/15	@Van	W	4-3	4	8	4	7	3	3	1	6	16-14	T2	-1.0	L. Medina*	J. Nunez	E. Gonzalez	2:44	6,413	Hops 4 in T1, Luis Medina wins debut.
7/16	@Van	W	6-1	6	9	1	10	1	5	0	6	17-14	T2	-1.0	C. Grey	D. Rodriguez		2:54	6,413	C. Grey ShO into 7th; Duzenack 2-r HR.
7/17	@Van	W	9-2	9	12	1	9	2	5	0	8	18-14	T2	-1.0	R. Smith	B. Rodning		3:20	6,182	Varsho 4x5, 3 2b, 5 rbis; Smith 6ip, 1r.
7/18	@Van	W	19-7	19	21	0	7	7	8	1	5	19-14	T1	---	M. Aker	W. Aleton		3:16	6,323	Pavin 5x5; 19 runs in record; 3-way tie.
7/19	@Van	W	6-0	6	9	0	7	0	3	3	7	20-14	T1	---	T. Keele	D. Sellers		2:36	6,413	1st-ever 5-gm rd sweep; outscore 44-13.
7/20	Spo	W	6-5	6	10	1	11	5	9	2	8	21-14	1	+1.0	E. Gonzalez*	J. Advocate		3:15	3,713	3 in B9 after 2 out 0 on; Holmes GW hit.
7/21	Spo	W	15-0	15	14	1	10	0	8	0	10	22-14	1	+1.0	C. Grey	L. Lopez		3:01	3,464	Hops rec. runs at home; 65-18 last 7g.
7/22	Spo	L	4-11	4	7	1	10	4	7	1	6	22-15	1	+1.0	R. Sanmartin	R. Smith	S. Vivas	3:02	4,266	Austin O'Banion 2-r HR & Grand Slam.
7/23	Spo	L	3-5	3	9	0	13	5	11	2	11	22-16	1	+1.0	J. Barlow	M. Aker*	I. Lopez	3:37	3,903	Eug L 3 hrs later=Hops win 1st half.
7/24	Spo	L	1-13	1	5	3	5	13	12	0	7	0-1	T2	-1.0	T. Phillips	T. Keele		3:23	3,317	Keele 4ip, 5er, hit hard for 1st time
7/25	@Boi	W	8-6	8	11	1	8	6	12	5	9	1-1	T1	---	B. Williams*	M. Bunal	E. Gonzalez	3:24	3,635	Swain 2B highlights 5-run 8th
7/26	@Boi	W	6-1	6	9	2	8	1	4	1	5	2-1	T1	---	C. Grey	R. Garcia		2:40	2,742	Connor Grey 7ip, 2h, 1r, 0er, 0bb, 6k
7/27	@Boi	W	6-1	6	11	2	8	1	4	2	5	3-1	1	+1.0	R. Smith	B. Browning		2:34	3,006	Riley Smith 7ip, 2h, 0r, 0er, 0bb, 7k
7/28	@Eug	W	9-4	9	10	1	10	4	9	1	8	4-1	1	+1.0	L. Castillo*	J. Albertos		3:35	3,689	Pop drops leading to 6r in 2nd.
7/29	@Eug	L	2-11	2	4	0	4	11	12	0	6	4-2	1	+1.0	J. Assad	T. Keele		2:54	3,429	Keele allows 5r in 1.1ip.
7/30	@Eug	L	1-9	1	3	0	8	9	11	3	6	4-3	T1	---	B. Clark	L. Madero		2:58	2,126	Madero allows 9r in 3.1ip.
8/03	Van	W	9-8 (11)	9	13	0	8	8	11	2	11	5-3	1	+1.0	E. Gonzalez*	G. Huffman		4:09e	2,252	Down 8-0 after T2; Duzenack walkoff.
8/04	Van	L	2-4	2	8	0	7	4	8	1	7	5-4	1	+1.0	J. Dillon	T. Vail	O. Pascual	2:50	3,367	Hops bats quieted by Vancouver.
8/05	Van	W	6-0	6	9	0	7	0	1	0	5	6-4	1	+1.0	K. McCanna*	J. Nunez		2:54	3,738	Hops 3 outs short of No-No.
8/06	Van	L	3-5	3	5	0	6	5	13	2	9	6-5	T1	---	D. Rodriguez	M. Peacock	W. Ouellette	2:43	3,930	Vanc steals game in 8th from Hops.
8/07	Van	L	6-10	6	9	2	7	10	14	2	8	6-6	T1	---	B. Rodning	J. Duran		3:19	2,219	Matt Morgan's career day leads Van.
8/08	S-K	W	11-2	11	10	0	5	2	4	1	4	7-6	1	+1.0	T. Keele*	J. Benitez		3:04	2,821	Dan Swain 3x4, five RBIs
8/09	S-K	L	3-4	3	5	0	11	4	8	2	5	7-7	1	+1.0	G. Cave	M. Peacock*	J. Russell	3:20	2,835	S-K plays small ball, takes late inn W
8/10	S-K	W	3-1	3	6	0	6	1	4	0	4	8-7	1	+1.0	K. McCanna*	J. Marte		2:32	3,053	McCanna dazzles again over six inn
8/11	@T-C	L	1-3	1	6	1	2	3	7	1	6	8-8	T1	---	O. Hernandez	T. Badamo	M. Zimmerman	2:33	2,712	Two early runs from T-C down Hops
8/12	@T-C	W	5-3	5	5	1	7	3	7	2	8	9-8	T1	---	J. Duran	T. Cosgrove	B. Williams	2:45	2,628	Hops strike back with 4 run fifth to win
8/13	@T-C	L	4-5	4	6	0	7	5	5	0	8	9-9	T1	---	T. Megill	C. Becker*		2:59	1,512	Tyler Benson walkoff single
8/14	@T-C	L	1-10	1	3	0	6	10	10	1	7	9-10	T1	---	B. Sheckler	T. Vail		2:53	1,536	Sheckler dazzles Hops over 7 shutout
8/15	@T-C	L	3-4	3	3	2	9	4	8	3	9	9-11	T2	-1.0	E. Torres	K. McCanna*	T. Megill	3:21	2,012	Hops drop nailbiter. McCanna takes L
8/16	Eug	L	2-3	2	10	0	8	3	11	2	5	9-12	2	-1.0	K. Thompson	T. Badamo	L. Aquino	2:41	2,836	Badamo 7.2 solid inn, Hops lose 4th str
8/17	Eug	W	3-0	3	4	0	2	0	2	2	1	10-12	T1	---	J. Duran					

2017 Statistics

* = Left-handed hitter or pitcher # = Switch-hitter

BATTING	Age	G	PA	AB	R	H	2B	3B	HR	RBI	SB	CS	BB	SO	BA	OBP	SLG	OPS	TB	DP	HB	SH	SF
Bryan Araiza*	21	62	286	241	31	51	10	3	2	29	9	4	37	71	.212	.317	.303	.620	73	2	2	1	4
Paxton De La Garza	23	14	63	55	8	14	2	1	0	2	1	0	6	14	.255	.349	.327	.676	18	0	2	0	0
Ryan Dobson	22	26	101	84	17	16	4	0	0	6	2	3	12	29	.190	.303	.238	.541	20	1	2	2	1
Camden Duzenack	22	58	255	222	43	64	16	1	3	34	8	4	18	31	.288	.353	.410	.763	91	3	8	0	7
Drew Ellis	21	48	208	181	35	41	8	0	8	23	3	1	24	45	.227	.327	.403	.730	73	4	3	0	0
Billy Endris*	23	23	82	73	14	15	3	1	2	10	4	0	6	28	.205	.280	.356	.637	26	1	2	0	1
Ryan Grotjohn*	22	38	164	142	21	37	8	2	0	27	3	3	12	24	.261	.325	.345	.670	49	1	4	1	5
Tra Holmes	20	52	213	181	32	35	5	0	3	23	12	5	21	64	.193	.307	.271	.577	49	1	9	1	1
Luis Lara#	22	24	107	89	9	22	3	0	2	11	1	0	16	17	.247	.355	.348	.703	31	2	0	0	2
Domingo Leyba#	21	6	32	28	4	8	1	0	1	6	0	0	4	2	.286	.375	.429	.804	12	1	0	0	0
Luke Lowery	23	7	22	17	1	0	0	0	0	2	0	0	5	3	.000	.227	.000	.227	0	0	0	0	0
Connor Owings*	23	25	95	80	9	16	2	0	0	7	1	2	13	25	.200	.316	.225	.541	18	1	1	0	1
Jorge Perez*	19	26	97	93	7	18	4	0	0	11	6	1	2	21	.194	.211	.237	.447	22	1	0	2	0
Eudy Ramos	21	40	193	178	27	56	9	1	4	30	0	0	13	45	.315	.358	.444	.801	79	2	0	0	2
Yan Sanchez	20	40	188	171	28	48	10	6	3	26	5	2	13	50	.281	.335	.462	.797	79	5	2	0	2
Kyle Smith	23	11	50	39	10	7	3	0	2	7	0	1	6	18	.179	.360	.410	.770	16	0	5	0	0
Pavin Smith*	21	51	223	195	34	62	15	2	0	27	2	1	27	24	.318	.401	.415	.816	81	4	0	0	0
Stephen Smith	22	16	68	54	9	12	1	0	0	1	2	0	13	18	.222	.382	.241	.623	13	1	1	0	0
Gavin Stupiensi*	23	1	4	4	1	1	0	0	0	2	0	0	0	1	.250	.250	.250	.500	1	0	0	0	0
Tim Susnara*	21	36	146	124	7	26	7	1	0	9	0	1	20	36	.210	.329	.282	.611	35	1	2	0	0
Dan Swain	22	31	116	106	12	21	8	0	1	15	3	2	7	34	.198	.267	.302	.569	32	0	3	0	0
Cole Thompson	23	11	46	39	5	11	3	0	0	4	0	1	6	12	.282	.370	.359	.729	14	2	0	0	1
Ryan Tufts	22	12	33	28	4	6	2	0	0	2	1	0	2	4	.214	.303	.286	.589	8	0	2	0	1
Daulton Varsho*	20	50	212	193	36	60	16	3	7	39	7	2	17	30	.311	.368	.534	.902	103	1	1	0	1
TOTALS	21.2	76	3004	2617	404	647	140	21	38	353	70	33	300	646	.247	.333	.360	.693	943	34	49	7	29
OPPONENTS		76	2851	2530	326	591	105	33	46	295	67	29	220	677	.234	.308	.356	.664	900	42	63	14	22

PITCHING	Age	W	L	W-L%	ERA	G	GS	GF	CG	SHO	SV	IP	H	R	ER	HR	BB	IBB	SO	HBP	BK	WP	WHIP
Mitchell Aker	23	1	5	.167	7.86	8	7	0	0	0	0	34.1	43	38	30	8	9	0	25	5	0	3	1.52
Tyler Badamo	24	1	2	.333	5.13	6	6	0	0	0	0	33.1	41	19	19	0	5	0	20	2	0	4	1.38
Cal Becker	24	0	2	.000	2.84	13	0	8	0	0	0	19.0	12	6	6	1	8	1	25	1	0	4	1.05
Anfernee Benitez*	21	0	1	.000	4.50	10	0	6	0	0	0	10.0	15	5	5	0	3	0	13	0	0	1	1.80
Matt Brill	22	1	1	.500	0.89	18	0	9	0	0	2	20.1	12	3	2	0	12	0	25	0	0	3	1.18
Luis Castillo	22	1	0	1.000	2.91	19	0	3	0	0	1	34.0	28	11	11	3	14	0	35	3	1	3	1.24
Cody Clark	23	1	0	1.000	0.00	2	0	2	0	0	0	4.0	1	0	0	0	2	0	9	0	0	0	0.75
Jhoan Duran	19	6	3	.667	4.24	11	11	0	0	0	0	51.0	44	28	24	5	17	0	36	5	2	6	1.20
Junior Garcia*	21	2	0	1.000	0.57	6	0	1	0	0	0	15.2	7	1	1	1	3	0	18	0	1	2	0.64
Kevin Ginkel	23	0	1	.000	3.48	20	0	8	0	0	0	33.2	26	13	13	1	11	1	49	5	2	7	1.10
Erbert Gonzalez	21	3	1	.750	2.01	19	0	16	0	0	7	22.1	12	6	5	1	11	0	27	4	0	1	1.03
Connor Grey	23	6	2	.750	2.74	8	8	0	0	0	0	46.0	35	16	14	4	5	0	41	4	0	2	0.87
Carlos Hernandez	23	0	0	.000	4.50	1	1	0	0	0	0	4.0	5	2	2	1	4	0	6	0	0	1	2.25
Tyler Keele	23	5	5	.500	4.32	15	14	0	0	0	0	75.0	63	44	36	7	27	0	72	8	1	6	1.20
Matt Koch	26	1	0	1.000	4.91	2	2	0	0	0	0	11.0	13	7	6	2	1	0	9	0	0	0	1.27
Luis Madero	20	1	1	.500	8.24	4	4	0	0	0	0	19.2	28	22	18	2	5	0	17	3	0	0	1.68
Jose Martinez	23	0	0	.000	7.50	5	0	1	0	0	0	6.0	3	6	5	1	12	0	7	3	0	6	2.50
Kevin McCanna	23	5	1	.833	0.27	6	0	3	0	0	0	33.1	12	2	1	0	10	0	43	2	0	2	0.66
Jeferson Mejia	22	0	0	.000	5.06	3	0	1	0	0	0	5.1	5	3	3	1	3	0	8	0	0	0	1.50
Matt Peacock	23	0	2	.000	2.45	22	0	7	0	0	1	29.1	24	8	8	2	8	0	23	1	0	0	1.09
Rafael Pujols	21	0	0	.000	1.93	10	0	3	0	0	0	14.0	11	7	3	0	2	0	17	2	0	3	0.93
Nestor Ramirez	21	0	0	.000	0.00	1	0	0	0	0	0	1.0	1	0	0	0	0	0	0	0	0	0	1.00
Pierce Romero	23	0	0	.000	4.00	8	0	2	0	0	0	9.0	9	5	4	0	11	0	8	1	1	3	2.22
Yeison Santana	20	0	0	.000	12.79	2	0	0	0	0	0	6.1	11	10	9	0	2	0	8	1	0	1	2.05
Brian Shaffer	20	0	0	.000	3.43	11	8	0	0	0	0	21.0	18	8	8	0	1	0	21	0	0	1	0.91
Riley Smith	22	4	3	.571	3.06	8	8	0	0	0	0	47.0	42	20	16	3	7	0	35	7	0	4	1.04
Juan Torres	22	1	0	1.000	3.38	8	0	0	0	0	0	16.0	17	6	6	1	6	1	19	3	0	0	1.44
Tyler Vail	25	1	5	.167	5.06	7	7	0	0	0	0	37.1	44	26	21	2	14	0	33	3	0	3	1.55
Tucker Ward	25	0	0	.000	0.00	3	0	0	0	0	0	3.0	1	0	0	0	2	0	1	0	0	0	1.00
Jordan Watson*	23	0	0	.000	0.00	3	0	0	0	0	0	3.0	1	0	0	0	2	0	6	0	0	0	1.00
Breckin Williams	23	1	0	1.000	2.63	13	0	6	0	0	2	13.2	7	4	4	0	3	0	21	0	0	0	0.73
TOTALS	22.2	41	35	.539	3.71	76	76	76	0	7	13	678.2	591	326	280	46	220	3	677	63	8	67	1.20
OPPONENTS		35	41	.461	4.24	76	76	75	1	3	19	677.2	647	404	319	38	300	2	646	49	8	71	1.40

FIELDING

FIRST BASE	G	PO	A	E	DP	Fld%
Pavin Smith	42	355	33	2	23	.995
Luis Lara	13	115	4	3	12	.975
Eudy Ramos	9	77	7	2	5	.977
Kyle Smith	7	60	7	0	4	1.000
P. De La Garza	3	19	5	1	1	.960
Ryan Tufts	3	22	2	0	1	1.000

THIRD BASE	G	PO	A	E	DP	Fld%
Drew Ellis	40	31	79	1	8	.991
Eudy Ramos	23	26	35	10	3	.859
Luis Lara	4	4	3	1	0	.875
P. De La Garza	3	3	4	0	0	1.000
Ryan Grotjohn	3	1	2	0	0	1.000
Ryan Tufts	3	1	10	2	1	.846
Yan Sanchez	1	0	0	0	0	.000

PITCHER	G	PO	A	E	DP	Fld%
Matt Peacock	22	5	3	0	2	1.000
Kevin Ginkel	20	0	2	0	0	1.000
Luis Castillo	19	4	5	0	0	1.000
E. Gonzalez	19	1	4	0	0	1.000
Matt Brill	18	2	5	1	0	.875
Tyler Keele	15	7	3	1	1	.909
Cal Becker	13	1	1	0	0	1.000
B. Williams	13	0	1	0	0	1.000
Jhoan Duran	11	6	3	1	0	.900
Brian Shaffer	11	1	3	1	0	.800
A. Benitez	10	1	0	0	0	1.000
Rafael Pujols	10	2	1	1	0	.750
Mitchell Aker	8	1	4	0	0	1.000
Connor Grey	8	4	6	1	1	.909
Pierce Romero	8	1	2	0	0	1.000
Riley Smith	8	3	5	2	1	.800
Juan Torres	8	0	1	0	0	1.000
Tyler Vail	7	2	6	0	0	1.000
Tyler Badamo	6	5	6	0	1	1.000
Junior Garcia	6	0	3	0	0	1.000
Kevin McCanna	6	5	3	1	0	.889
Jose Martinez	5	1	0	0	0	1.000
Luis Madero	4	2	2	1	1	.800
Jeferson Mejia	3	0	0	0	0	.000
Tucker Ward	3	0	1	1	0	.500
Jordan Watson	3	0	0	0	0	.000
Cody Clark	2	1	0	0	0	1.000
Matt Koch	2	0	2	1	0	.667
Yelson Santana	2	0	0	0	0	.000
C. Hernandez	1	0	0	0	0	.000
Nestor Ramirez	1	0	0	0	0	.000

2018

Climbing the prospect chart, part 1: Eighteen-year-old shortstop **Geraldo Perdomo** joined players like **Dansby Swanson** and **Daulton Varsho** in the ranks of the best position-player prospects in Hops history. Perdomo came to the Hops from Missoula on July 28th, and in 30 games he hit .301 with three home runs and 14 runs batted in. Moreover, he flashed a spectacular glove at shortstop and showed a baseball IQ well beyond his years.

Climbing the prospect chart, part 2: If Perdomo was the top non-pitching prospect on the team, 19-year-old catcher **Andy Yerzy** wasn't far behind. Yerzy hit .297 with eight home runs and 34 RBIs in 63 games, 44 of them behind the plate.

Chase this: On July 1st at home against Spokane, Hops first baseman **Francis Martinez** became the first Hops player to hit a ball over the net protecting Century Blvd. beyond the right field fence. The ball took one hop and bounded into the dog park on the other side of the street.

Try this, Houdini: On July 5th at Salem-Keizer, the Volcanoes loaded the bases with none out in the bottom of the ninth and the game tied at four. Hops reliever **Wesley Rodriguez**, with the infield in, induced Kyle McPherson to ground into a third-to-home-to-first double play, and then retired Wander A. Franco on a lineout to center to end the inning. The Hops scored a run in the top of the 10th, and then held on to win 5-4 in the bottom of the 10th in part because of a run-saving diving play by third baseman **Jose Caballero** for the inning's second out.

High five: On July 20th at Vancouver, the Hops clinched a playoff berth with three days remaining in the first half. With the 10-1 win, Hillsboro tied the Northwest League record by qualifying for the playoffs five straight years.

Where there's a Will...: On Opening Night in Everett on June 15th, Hops outfielder **Will Gorman** was struck in the face by a pitch in his second plate appearance of the year. Despite the fact the injury required facial reconstruction surgery, Gorman was back on the field within six weeks. He made his return to the Hops on July 29th at Spokane, went 4-for-4 on July 30th (also at Spokane), and saved the true heroics for August 1st. In his long-awaited home debut, Gorman stepped to the plate against Vancouver in the bottom of the ninth inning and smoked a game-ending three-run home run to give the Hops an 8-5 win.



Eighteen-year-old Geraldo Perdomo—three years younger than the average NWL player—emerged in 2018 as one of the best prospects ever to play for the Hops. In 30 games after his promotion from Rookie-level Missoula in late July, Perdomo hit .301 and made breathtaking plays at short.

Making a name: Nondrafted free agent signee **Trevor McKenna** posted excellent numbers. In 20 games, the left-hander posted a 0.93 ERA, with 31 strikeouts, 14 walks and just 16 hits allowed in 29 innings.

Bad News: The Hops' 51-25 record was their best in history, and for the fourth time in the past five seasons, the Hops won both halves in the South Division. Eugene finished with the worst overall record in the league (31-45), and yet squeaked into the postseason by finishing second in the South in the second half. Despite this, it was again Eugene—the “Bad News Ems,” they were called—who prevailed with a two-game sweep of the Hops in the South Division Series. Hillsboro lost both games 3-2, making it six consecutive postseason losses, all to the Emeralds. And get this: in the six straight playoff losses, Hillsboro was 3-for-57 (.053) with runners in scoring position. (Editor's note: Let that sink in. *Three for fifty-seven.* Honestly... sprinkle six more hits over those six losses—one per game—and the Hops likely have at least one more championship, and maybe two or three. Alas...)

Balk, balk: By the way, Eugene won game one of the South Division Series against the Hops in part because of a sixth-inning balk that brought home the go-ahead (and final) run. That scene would be repeated a few days later in the Championship Series, when Spokane's **Emmanuel Clase** balked home the series-ending run, giving Eugene their second title in three years.

2018 Game-By-Game Results and Notes

	OPP	W/L	SCORE	HOPS	OPPONENT	GB/	WINNER	LOSER	SAVE	TIME	ATT	NOTES
				R H E L	R H E L	REC POS GA						
6/15	@Evt	W	5-2	5 9 0 7	2 6 1 4	1-0 T1	K. Hernandez	M. Roberts	W. Rodriguez	2:29	4,003	Holmes & Rose HR, 2-r 2B Martinez.
6/16	@Evt	W	12-6	12 9 1 5	6 11 0 9	2-0 T1	K. Lin*	C. Hernandez		3:23	3,589	Hops score team-record 12r in T1
6/17	@Evt	W	3-2	3 5 2 1	2 6 0 10	3-0 1	E. Larrison*	N. Zavolas	W. Rodriguez	2:39	3,599	Holmes 2B T8 for 3-2 lead.
6/18	@Evt	L	1-7	1 4 2 3	7 9 0 6	3-1 T1	J. Caraballo	A. Del Moral	T. Jackson	2:31	1,710	Hops fall to 17-12 all-time in Everett.
6/19	@Evt	L	5-7	5 5 1 3	7 10 0 5	3-2 T1	I. Fortunato	J. McKinley	J. Gerber	2:42	1,803	Final 16 Hops retired: 4-way tie at 3-2.
6/20	Eug	L	3-4	3 7 1 5	4 8 1 3	3-3 T3	J. Steffens	K. Hernandez	D. Geekie	2:58	4,332	Hops H's 14k; now 3-3 home openers.
6/21	Eug	W	4-0	4 5 1 7	0 5 2 7	4-3 T2	K. Stout*	F. Carrera		2:43	2,207	1st ShO of yr, 37th in Hops history.
6/22	Eug	L	2-6	2 4 2 3	6 6 1 1	4-4 3	S. Barry	F. Soriano		2:48	2,729	Hops H's 15K, 35K in series.
6/23	S-K	L	5-9	5 7 1 8	9 11 1 5	4-5 T3	G. Jacknewitz	K. Lin*		2:58	3,838	S-K 8 XBH; 3g out 1st x since 6/28/17.
6/24	S-K	W	12-2	12 15 1 9	2 11 0 9	5-5 T2	C. Stapler*	M. Figueroa		3:20	3,871	Jake McCarthy 2x4, hbp in pro debut.
6/25	S-K	W	6-5	6 7 2 5	5 12 0 6	6-5 T2	W. Rodriguez*	K. Bartlett	J. Green	3:14	2,256	Caballero 2-r 1B B7 for 6-5 lead.
6/26	@Boi	L	5-7	5 12 1 10	7 8 4 5	6-6 3	B. Johnson	M. Tabor		3:09	3,845	Down 7-0 to T8; late rally falls short
6/27	@Boi	W	7-2	7 13 1 10	2 5 1 7	7-6 T2	F. Soriano	M. Ausua		2:50	3,484	Tufts 3x5 (and 4 rbi Hops hi for yr)
6/28	@Boi	W	6-5	6 12 2 8	5 5 4 3	8-6 2	B. Christian*	P. Poulin	W. Rodriguez	2:49	3,503	Go-ahead run in T8 on E2, WP, E5
6/29	Spo	W	5-1	5 9 0 5	1 6 1 12	9-6 2	B. Valdez*	T. Tiedemann		2:41	3,216	Debuts: Goddard 1ip, Valdez 6.1ip, 1r.
6/30	Spo	W	3-2	3 8 2 7	2 6 0 8	10-6 T1	J. Green*	E. Clase		3:03	3,547	Perez 1B for 29th walkoff Hops history.
7/01	Spo	W	6-0	6 7 0 4	0 5 1 7	11-6 T1	M. Tabor	R. Dease		2:24	3,719	Spo just 3 RISP; Martinez HR over net.
7/02	Spo	W	7-6	7 8 1 8	6 8 1 10	12-6 1	W. Rodriguez*	R. Meyer		3:22	2,301	3r in B9; Yerzy 2-r 1B w/1 out wins it.
7/03	Spo	W	4-3	4 7 0 4	3 6 0 4	13-6 1	B. Christian*	H. Crouse	S. Green	2:37	5,506	3rd 5-gm sweep Hops hist, 2nd v. Spo
7/04	@S-K	L	1-15	1 3 3 4	15 18 1 5	13-7 T1	S. Bates	J. Goddard		2:43	5,255	Most opp. H since 7/14; most R since 7/13
7/05	@S-K	W	5-4 (10)	5 8 2 6	4 11 1 9	14-7 1	W. Rodriguez*	J. Tona	K. Lin	3:11e	1,381	W-4 tie, Hops escape 3-on, 0-out jam in B9.
7/06	@S-K	W	6-5	6 15 2 14	5 7 2 8	15-7 1	T. McKenna*	G. Santos	J. Green	3:36	2,209	Win despite 14 LOB; secure tiebreaker.
7/07	@Eug	W	5-1	5 11 0 8	1 4 1 4	16-7 1	F. Soriano*	B. Marquez	Y. Santana	2:54	3,704	Yerzy triple shy of cycle, 7x9 last 2g.
7/08	@Eug	L	3-4	3 8 1 10	4 6 0 5	16-8 1	E. Palma	W. Rodriguez*		3:01	4,928	Eug 4 in B9 on BB, 1B, SF, 2 2B, 2 WP.
7/09	@Eug	W	4-2	4 9 0 7	2 4 1 4	17-8 1	B. Valdez*	R. Williams	K. Stout	2:49	4,056	17-8 best 25g start to a half in Hops hist.
7/11	T-C	W	11-0	11 18 0 10	0 5 3 5	18-8 1	K. Hernandez*	A. Martinez		2:55	3,229	Dobs. 4x5, 4r; 18h 2nd-most ever at H.
7/12	T-C	W	9-5	9 13 0 8	5 11 2 9	19-8 1	J. Green*	C. Bellinger		3:08	2,632	T-C 3r in top 1st, Hops unfazed.
7/13	T-C	W	5-4 (10)	5 9 1 10	4 8 0 7	20-8 1	E. Larrison*	J. Guerrero		3:15e	3,344	Francis Martinez walkoff BB; W16 of 19.
7/14	T-C	W	7-6 (11)	7 11 0 13	6 12 0 11	21-8 1	C. Pimentel*	N. Kuzia		4:07e	3,752	Tufts single wins wild 11-inn battle.
7/15	T-C	L	2-6	2 7 0 12	6 10 2 5	21-9 1	A. Acevedo	J. Goddard		3:08	4,217	Hops 0x7 risp, flat after prev. 2 nights.
7/16	Boi	L	2-3	2 7 0 5	3 11 1 6	21-10 1	A. Byrd	K. Hernandez*	H. Williams	2:36	3,229	Hops 5x30 risp last 3g.
7/17	Boi	W	6-5 (10)	6 12 1 13	5 11 1 5	22-10 1	E. Larrison*	C. Pate		3:21e	3,019	Drop fly B9, then Rose HR; Perez 2-r 1B B10.
7/18	Boi	L	2-4 (10)	2 8 0 9	4 7 2 7	22-11 1	P. Gray	T. McKenna	P. Poulin	3:35e	3,047	Don't clinch at home; magic # is 2.
7/19	@Van	L	0-5	0 2 2 5	5 7 1 5	22-12 1	S. Wymer	A. Del Moral		2:36	6,413	1st time shut out; Boi. loses, magic #=1
7/20	@Van	W	10-1	10 8 1 7	1 6 3 7	23-12 1	A. Toelken*	D. Diaz		3:20	6,413	6-r 5th puts game away; clinch 1st half
7/21	@Van	L	2-3	2 5 0 4	3 8 1 6	23-13 1	J. Watts	E. Larrison*	C. Johnson	2:28	6,413	C's stay alive in North; PB is key play
7/22	@Van	L	3-5	3 9 0 7	5 10 0 7	23-14 1	R. Pondler	W. Tunnell*	N. Allgeyer	3:00	6,413	C's win, stay alive, elim. by Evt win later
7/23	@Van	W	6-3	6 14 1 14	3 5 2 7	24-14 1	R. Miller*	J. Winnickowski	J. Green	3:13	6,413	All 9 get hits, Hops close out half w/wins
7/24	Boi	L	3-5	3 6 1 4	5 8 1 8	0-1 T3	N. Bush	A. Del Moral	P. Poulin	3:02	3,005	Hops lose 7th in 10g, 0-1 in 2nd half
7/25	Boi	W	5-4 (10)	5 7 0 5	4 9 0 6	1-1 T1	K. Lin*	J. Valdez		3:01e	2,578	Tolbert 2-r walkoff 1B in Hops debut.
7/26	Boi	W	5-2	5 9 1 7	2 9 1 8	2-1 T1	K. Hernandez*	J. Ocampo	W. Tunnell	2:40	4,926	Caballero 1st-inn 2-r HR; Lynch 2 big hits.
7/27	@Spo	W	6-4 (11)	6 12 0 10	4 7 4 9	3-1 1	E. Larrison*	B. Eveld	J. Green	3:28e	6,842	3rd x in 11g 2-out 9th-inn misplay=Hops W
7/28	@Spo	W	3-2	3 9 1 7	2 4 1 11	4-1 1	R. Miller*	S. Engler	Y. Santana	3:30	6,812	Hops 7-0 v Spo, incl. 4-0 in 1-run gms
7/29	@Spo	L	0-2	0 5 1 8	2 6 0 5	4-2 1	J. Latz	L. Frias	E. Clase	2:37	4,280	Hops 0x7 RISP, now 7-1 v Spokane.
7/30	@Spo	W	8-6	8 14 0 13	6 13 4 12	5-2 1	J. Green*	X. Moore		3:34	3,912	Gorman 4x4; Spo. 4E (3E in 6-r 5th).
7/31	@Spo	L	1-2	1 4 2 5	2 5 1 3	5-3 1	H. Crouse	R. Weiss	E. Clase	2:39	4,170	Final 16 Hops retired; finish 8-2 vs Spo.
8/01	Van	W	8-5	8 9 1 8	5 7 1 6	6-3 1	K. Lin*	F. Stadler		3:10	3,932	Gorman walk-off HR in first home game.
8/02	Van	W	7-4	7 9 1 7	4 8 1 5	7-3 1	T. McKenna*	J. Espada	S. Green	2:46	3,004	Hops pen 7ip, 2h, 0r; Yerzy, Perdomo HR.
8/03	Van	L	0-7	0 5 1 8	7 12 1 11	7-4 1	R. Pondler	L. Frias		3:19	3,877	1st time shut out home since 7/14/17.
8/04	Van	L	0-2	0 5 1 6	2 3 0 4	7-5 T1	J. Winnickowski	J. Goddard	C. Johnson	2:42	4,407	Hillsboro shutout for 2nd straight night.
8/05	Van	L	4-7	4 3 1 3	7 12 3 3	7-6 2	E. Silva	K. Hernandez*	C. Law	2:37	3,782	Gorman 3r hr not enough as Hops lose
8/09	@T-C	W	3-0	3 6 0 6	0 4 0 6	8-6 2	W. Rodriguez*	S. Keating	C. Pimentel	2:39	1,815	Hops back on track with combined SHO
8/10	@T-C	W	1-0	1 8 0 13	0 7 1 8	9-6 T1	Y. Santana*	C. Tyler	J. Green	3:20	2,547	Rose Solo HR enough in 2nd SHO W
8/11	@T-C	L	1-4	1 5 0 5	4 3 1 6	9-7 T1	R. Perez	J. Garcia*		2:46	3,756	Late T-C rally buries Hops in 8th
8/12	@T-C	W	8-5	8 12 1 7	5 11 0 11	10-7 1	K. Hernandez*	W. Sung	C. Pimentel	3:27	1,474	Tolbert and Gorman 3 hit games
8/13	@T-C	W	3-2 (10)	3 8 1 6	2 6 0 12	11-7 1	J. Garcia*	K. Anderson	T. McKenna	3:22e	1,695	Hops win in extra innings on Perez hit
8/14	@Eug	W	6-4	6 10 0 9	4 6 2 2	12-7 1	K. Lin*	S. Barry	C. Pimentel	2:46	2,353	Hops strikeout 19 Ems, inc 10 consecutive
8/15	@Eug	W	5-3	5 7 0 9	3 4 1 3	13-7 1	H. Francis*	Z. Mort	J. Green	3:11	2,169	Green nails down S8, Tolbert 3x4
8/16	@Eug	L	1-2	1 3 0 0	2 6 0 4	13-8 1	S. Ridings	L. Frias	M. Stophel	2:09	3,801	Fastest game of year ends in L
8/17	@S-K	W	6-4	6 8 1 6	4 10 1 6	14-8 1	K. Hernandez*	M. Figueroa	C. Pimentel	2:46	2,393	Rose, Martinez lead day w 3 hits
8/18	@S-K	W	4-2	4 8 0 9	2 6 2 8	15-8 1	E. Larrison*	M. Meyer	J. Green	3:14	2,509	Perez 2x4 2 rbi leads Hops offense
8/19	@S-K	W	9-8	9 15 0 9	8 9 1 4	16-8 1	Y. Santana*	A. DuBord	C. Pimentel	3:06	1,906	Yerzy, 4x5, 2 hr, pace 16 hit barrage
8/20	Eug	W	2-1	2 9 0 4	1 5 0 4	17-8 1	H. Francis*	B. Marquez	T. McKenna	2:32	3,027	Gorman scores from 1b on double.
8/21	Eug	W	6-4	6 10 1 5	5 8 1 7	18-8 1	J. Garcia*	Z. Mort	J. Green	2:53	3,642	Gorman 2b shy of cycle, 4 RBI w 3r hr.
8/22	Eug	W	10-1	10 11 1 4	1 6 2 7	19-8 1	K. Hernandez*	P. Richan		2:52	2,559	January 3x3, hr short of cycle.
8/23	Evt	W	3-1	3 8 2 7	1 4 2 7	20-8 1	E. Larrison*	J. Caraballo	C. Pimentel	2:39	2,702	McCarthy 3x4, Tolbert 2x4 pace offense.
8/24	Evt	W	1-0	1 6 0 7	0 4 0 8	21-8 1	R. Miller*	I. Fortunato	J. Green	2:46	3,508	Hops strikeout 13, Tufts GW hit in B6
8/25	Evt	W	4-3	4 6 1 4	3 8 0 6	22-8 1	H. Francis*	C. Brown		2:45	3,871	Win 9 str sets franch. rec, clinch 2nd half.
8/26	Evt	L	2-5	2 6 0 6	5 5 0 6	22-9 1	N. Zavolas	L. Frias	N. Hoffman	2:59	3,142	Hops win streak ends at 9, Lynch 2x3
8/27	Evt	W	5-4 (10)	5 8 0 7	4 10 2 6	23-9 1	C. Pimentel*	J. Wade		3:06e	3,077	L.T. Tolbert walkoff in B10.
8/29	@Boi	L	3-4 (10)	3 9 1 9	4 5 0 5	23-10 1	J. Valdez	W. Rodriguez*		2:59e	3,684	Just Hops 2nd L in 10 extra-inn games.
8/30	@Boi	W	5-2	5 12 0 6	2 6 2 3	24-10 1	M. Tabor	J. Ocampo	T. Scribner	2:25	3,494	1st win for Hops starter since 7/1.
8/31	@Boi	W	6-3	6 10 3 10	2 4 1 5	25-10 1	J. Goddard*	P. McMahan	C. Pimentel	3:21	4,015	Franch. rec. 49th W; Hops pitchers 16K.
9/1	S-K	L	1-3 (11)	1 8 1 12	3 12 0 13	25-11 1	M. Frisbee	J. Green*		3:46e	4,107	S-K pulls even w/Eug for 2nd playoff slot.
9/2	S-K	W	9-7	9 11 0 6	7 13 2 6	26-11 1	C. Pimentel*	C. Casad		3:05	4,065	S-K 5hr; Hops down 7-2; S-K elim. w/Eug W.
9/3	S-K	W	5-4	5 12 1 3	4 8 0 4	27-11 1	J. Garcia*	T. Horn	T. McKenna	2:32	3,084	Garza HR B8 snaps 4-4 tie; 22-7 1-r gm.

South Division Series:

9/5	@Eug	L	2-3	2 6 3 6	3 9 0 9	0-1	P. Remy	R. Weiss*	I. Medina	3:07	3,038	Balk scores go-ahead run in B6.
9/6	Eug	L	2-3	2 7 2 8	3 4 0 1	0-2	F. Carrera	J. Goddard*	R. McCauley	3:00	2,338	Hops 3x57 vEug in 6 str playoff losses.

Bold type: Hops pitcher * Hops' pitcher's W or L in relief role **e** next to time of game indicates extra innings **s** next to time of game indicates 7-inning game

2018 Statistics

* = Left-handed hitter or pitcher # = Switch-hitter

BATTING	Age	G	PA	AB	R	H	2B	3B	HR	RBI	SB	CS	BB	SO	BA	OBP	SLG	OPS	TB	DP	HB	SH	SF
Jose Caballero	21	37	158	138	24	40	5	2	5	24	12	3	14	20	.290	.367	.464	.831	64	0	4	0	2
Terence Connelly*	24	1	4	3	0	1	1	0	0	1	0	0	1	1	.333	.500	.667	1.167	2	0	0	0	0
Ryan Dobson	23	26	110	91	19	33	6	0	0	9	14	6	14	19	.363	.449	.429	.877	39	0	1	3	1
David Garza	23	3	10	10	4	3	1	0	1	3	0	0	0	1	.300	.300	.700	1.000	7	0	0	0	0
Will Gorman*	23	28	110	105	17	27	2	3	6	18	3	4	1	41	.257	.291	.505	.796	53	1	4	0	0
Jose Herrera#	21	6	18	17	0	2	1	0	0	0	0	0	1	2	.118	.167	.176	.343	3	2	0	0	0
Zach Hoffpauir	24	13	36	34	3	6	1	0	0	1	3	0	2	16	.176	.222	.206	.428	7	0	0	0	0
Tra Holmes	21	34	153	134	29	38	8	2	4	13	19	6	10	32	.284	.373	.463	.835	62	0	9	0	0
Ryan January*	21	43	165	137	24	25	6	4	0	6	4	2	23	61	.182	.321	.285	.606	39	2	5	0	0
Zack Jones	23	13	45	41	3	5	0	0	1	2	3	0	3	17	.122	.200	.195	.395	8	2	1	0	0
Alex King	22	9	37	35	2	5	0	0	0	1	1	0	1	9	.143	.189	.143	.332	5	1	1	0	0
Keshawn Lynch	21	61	239	210	27	45	10	2	1	14	9	4	22	45	.214	.297	.295	.592	62	2	4	0	3
Francis Martinez#	21	66	269	248	27	55	15	1	8	33	0	0	16	88	.222	.275	.387	.662	96	6	3	0	2
Jake McCarthy*	20	55	241	208	33	60	17	3	3	18	20	8	22	40	.288	.378	.442	.820	92	0	9	0	2
Geraldo Perdomo#	18	30	127	103	20	31	3	2	3	14	9	4	18	23	.301	.421	.456	.877	47	2	4	1	1
Jorge Perez*	20	63	246	217	30	59	12	2	2	29	19	11	25	34	.272	.348	.373	.722	81	1	1	2	1
Joey Rose	20	61	265	242	23	57	21	2	8	42	3	2	14	79	.236	.279	.438	.717	106	2	3	0	6
Dan Swain	23	41	127	110	12	23	3	0	1	11	2	1	13	30	.209	.299	.264	.563	29	3	2	0	2
L.T. Tolbert*	22	27	120	107	10	31	6	1	0	15	3	3	10	17	.290	.358	.364	.723	39	2	2	0	1
Ryan Tufts	23	39	145	121	11	25	7	0	3	15	0	0	15	32	.207	.319	.339	.658	41	3	6	1	2
Kevin Watson*	19	3	6	5	1	1	0	1	0	0	1	0	1	4	.200	.333	.600	.933	3	0	0	0	0
Andy Yerzy*	19	63	276	239	30	71	11	1	8	34	0	0	28	67	.297	.382	.452	.834	108	9	6	0	2
TOTALS	20.9	76	2907	2555	349	643	136	26	54	303	125	54	254	678	.252	.332	.389	.720	993	38	65	7	25
OPPONENTS	76	2813	2530	286	581	124	20	54	52	261	72	28	205	685	.230	.299	.356	.655	901	52	53	8	16

PITCHING	Age	W	L	W-L%	ERA	G	GS	GF	CG	SHO	SV	IP	H	R	ER	HR	BB	IBB	SO	HBP	BK	WP	WHIP
Luis Castillo	23	0	0	.000	3.63	10	0	1	0	0	0	17.1	12	7	2	3	0	12	0	0	0	0.87	
Brian Christian	22	2	0	1.000	4.26	13	0	0	0	0	0	25.1	23	14	12	3	5	0	18	0	1	1	1.11
Adrian Del Moral	19	0	3	.000	4.65	8	8	0	0	0	0	31.0	28	17	16	2	7	0	30	4	0	3	1.13
Brian Ellington	27	0	0	.000	0.00	1	0	0	0	0	0	1.0	0	0	0	0	0	0	0	0	0	0	0.00
Harrison Francis	19	3	0	1.000	1.53	5	0	1	0	0	0	17.2	15	3	3	0	8	0	21	0	0	2	1.30
Luis Frias	20	0	4	.000	3.16	7	7	0	0	0	0	25.2	21	9	9	0	15	0	27	1	0	1	1.40
Justin Garcia	22	3	1	.750	3.38	11	0	1	0	0	0	16.0	9	7	6	0	10	0	25	0	0	3	1.19
Jackson Goddard	21	1	3	.250	4.18	13	12	0	0	0	0	28.0	19	14	13	1	12	0	27	4	0	4	1.11
Josh Green	22	3	1	.750	1.09	25	0	16	0	0	11	33.0	31	9	4	0	9	1	25	1	0	7	1.21
Carlos Hernandez	24	0	0	.000	10.80	2	0	1	0	0	0	1.2	0	2	2	0	4	0	2	1	0	0	2.40
Kenny Hernandez*	20	6	3	.667	4.37	16	5	1	0	0	0	68.0	81	34	33	11	7	0	59	2	0	0	1.29
Ethan Larrison	22	6	1	.857	3.10	15	0	4	0	0	0	20.1	16	9	7	1	10	2	16	2	0	2	1.28
Kai-Wei Lin	22	4	1	.800	3.44	22	0	9	0	0	1	34.0	26	14	13	3	7	0	44	2	0	6	0.97
Mason McCullough	25	0	0	.000	3.00	2	0	0	0	0	0	3.0	1	1	1	1	3	0	5	1	0	0	1.33
Trevor McKenna*	22	2	1	.667	0.93	20	0	3	0	0	3	29.0	16	7	3	0	14	1	31	0	0	4	1.03
Jayson McKinley	24	0	1	.000	10.80	2	1	1	0	0	0	5.0	7	6	6	2	2	0	3	0	0	1	1.80
Matt Mercer	21	0	0	.000	3.00	12	12	0	0	0	0	27.0	19	9	9	1	6	0	37	4	0	5	0.93
Ryan Miller	22	3	0	1.000	3.86	12	0	0	0	0	0	11.2	11	5	5	2	1	0	10	2	0	0	1.03
Travis Moths	22	0	0	.000	1.23	4	0	1	0	0	0	7.1	3	1	1	0	1	0	8	2	0	0	0.55
Cristofer Ogando	24	0	0	.000	3.86	8	0	2	0	0	0	9.1	9	4	4	2	3	0	17	0	1	2	1.29
Henry Owens*	25	0	0	.000	10.80	1	0	0	0	0	0	1.2	4	2	2	0	1	0	2	0	0	1	3.00
Chester Pimentel	22	3	0	1.000	1.04	15	0	11	0	0	7	17.1	11	3	2	0	4	0	18	3	0	2	0.87
Jake Polancic	20	0	0	.000	0.00	2	0	0	0	0	0	1.2	0	0	0	0	3	0	2	0	0	0	1.80
Rafael Pujols	22	0	0	.000	0.00	3	0	1	0	0	0	3.0	0	0	0	0	1	0	3	1	0	0	0.33
Lane Ratliff*	23	0	0	.000	0.00	1	1	0	0	0	0	3.0	2	0	0	0	0	0	3	0	0	0	0.67
Ryan Ricci*	22	0	0	.000	3.52	5	0	2	0	0	0	7.2	11	12	3	2	3	0	7	2	0	2	1.83
Wesley Rodriguez	21	4	2	.667	3.48	24	0	10	0	0	3	33.2	28	14	13	0	12	2	40	6	0	8	1.19
Yeison Santana	21	2	0	1.000	3.71	18	1	3	0	0	2	26.2	24	12	11	2	11	0	23	2	0	2	1.31
Troy Scribner	26	0	0	.000	0.00	1	0	1	0	0	1	4.0	1	0	0	0	0	0	7	0	0	0	0.25
Franklyn Soriano*	22	2	1	.667	4.08	7	3	0	0	0	0	28.2	21	16	13	4	10	0	29	3	0	2	1.08
Cole Stapler	23	1	0	1.000	0.00	1	0	0	0	0	0	3.0	4	0	0	0	0	0	4	0	0	0	1.33
Kyler Stout	23	1	0	1.000	0.79	8	0	5	0	0	1	11.1	5	1	1	1	8	0	22	2	0	0	1.15
Matt Tabor	19	2	1	.667	3.26	14	14	0	0	0	0	60.2	59	26	22	4	13	0	46	4	0	4	1.19
Andy Toelken	22	1	0	1.000	1.80	3	0	1	0	0	0	5.0	4	1	1	0	1	1	1	1	0	1	1.00
West Tunnell	24	0	1	.000	2.70	10	0	1	0	0	1	16.2	9	5	5	2	5	0	19	1	0	1	0.84
Bryan Valdez*	23	2	0	1.000	3.38	4	0	0	0	0	0	18.2	21	7	7	3	1	0	14	0	1	0	1.18
Ryan Weiss	21	0	1	.000	3.68	12	12	0	0	0	0	29.1	27	13	12	3	3	0	27	2	0	2	1.02
Jake Winston	24	0	0	.000	4.50	1	0	0	0	0	0	2.0	3	2	1	0	2	0	1	0	0	1	2.50
TOTALS	21.5	51	25	.671	3.24	76	76	76	0	6	30	685.1	581	286	247	52	205	7	685	53	3	67	1.15
OPPONENTS		25	51	.329	3.78	76	76	76	0	4	15	675.2	643	349	284	54	254	14	678	65	6	60	1.33

FIRST BASE	G	PO	A	E	DP	Fld%
F. Martinez	53	430	24	5	36	.989
Ryan Tufts	13	97	2	0	12	1.000
Andy Yerzy	8	70	2	0	6	1.000
David Garza	3	16	2	0	4	1.000
Alex King	2	13	1	0	1	1.000

THIRD BASE	G	PO	A	E	DP	Fld%
Joey Rose	51	32	91	9	6	.932
Jose Caballero	13	13	35	4	7	.923
Ryan Tufts	10	10	17	1	3	.964
Keshawn Lynch	2	2	4	0	1	1.000

PITCHER	G	PO	A	E
---------	---	----	---	---

2019

Slick: Hops infielder **Ricky Martinez** put together one of the most remarkable seasons imaginable. An 18th-round selection out of the Univ. of Tennessee, Martinez started at least 20 games at each of three different positions—second, short and third—and committed two errors all season. One error came on a throw to first, and another came on a relay to the plate when his throw short-hopped the catcher. Translation: playing at three different positions, Martinez didn't mis-handle a single ground ball all season. Oh, and he hit .283, at the time the 10th-highest single-season average in team history.

Tradition, tradition: the Hops made for the playoffs for the 6th straight year—the first NWL team ever to do so.

More great prospects: Hops OF **Kristian Robinson** was the best player in the NWL from Opening Day until his promotion on August 3rd. Robinson hit .319 in 44 games with nine home runs and 14 steals, and played an excellent center and right field. And fleet-footed 2019 first-round draft choice **Corbin Carroll** finished the season with the Hops, hitting .326 with four triples in 11 games.

Peguero double snaps streak: Dating to 2016, the Hops had lost six straight playoff games, and they were on their way to a seventh in game one against Salem-Keizer. The Hops pitching duo of **Tyler Holton** (6 ip) and **Nick Snyder** (3 ip) allowed *just one baserunner the entire game*—a 4th-inning home run by Yorlis Rodriguez—but it looked like it might be enough to beat the Hops... until **Andy Yerzy** singled home the tying run in the bottom of the eighth, and **Liover Peguero** doubled home the game-winner in the bottom of the ninth. (The Hops completed the sweep with a 6-3 win in Keizer the following night.)

Yerzy does it: The Hops again met Tri-City in the NWL Championship Series. In game one, Hillsboro trailed 3-1 entering the bottom of the ninth. With one out, they loaded the bases. **Jesus Marriaga's** sac fly made it 3-2, but the Hops were down to their last out. First baseman **Andy Yerzy**—who, in his second season in the NWL had struggled by his standards—yanked the most dramatic HR in club history inside the right-field foul pole for a 5-3 win.

English, Arroyo lead the way: After the Hops dropped game two of the Championship Series at home to Tri-City, the teams headed to Pasco, Wash. In game three, heavy night air contributed to the pitching's dominance—neither team advanced a runner into scoring position until



With the Hops down to their last out in game one of the NWL Championship Series, first baseman Andy Yerzy connects on perhaps the most memorable home run in team history. With two out, two on and the Hops trailing 3-2, Yerzy's blast inside the right-field foul pole sent the fans—and Yerzy's teammates—into a frenzy. The Hops would win the hard-fought series three games to two to earn the third title in the team's seven-year history.

the eighth inning. In the top of the eighth the Hops left a runner at third; in the bottom of the inning, the Devils left a runner at second. But in the ninth, the Hops broke through: **Corbin Carroll** had a two-out infield single, and then **Tristin English**—in what might be the *second*-most dramatic home run in club history—muscled one through the thick night air over the left-field fence for a 2-0 lead. In the bottom of the ninth, however, Tri-City loaded the bases with none out. RHP **Mailon Arroyo** came out of the bullpen and got a line-out to right, gave up an RBI ground-out to make it 2-1, and—with the tying and winning runs at second and third—battled **Luke Becker** for 10 pitches, striking him out on a backdoor slider to end it.

Hops take third championship: In the fifth and deciding game of the NWL Championship Series, Tri-City took a 1-0 lead in the bottom of the first, and would have scored more in the second if not for a ball that miraculously caromed off Hops starting pitcher **Connor Grammes'** foot. Hillsboro followed that stroke of good fortune with an RBI double by **Corbin Carroll** to tie the game in the third, a go-ahead single by **Ryan January** in the fourth and an RBI bloop single by **Tristin English** in the seventh. That was plenty for the pitching quartet of Grammes (3 ip), **Ryne Nelson** (3 ip), **Justin Garcia** (2 ip) and **Eduardo Herrera** (1 ip). Herrera whiffed **Sean Guilbe** to nail down the 3-1 championship-clinching victory.

2019 Game-By-Game Results and Notes

2019 Summary of Game Results and Notes																					
	OPP	W/L	SCORE	HOPS			OPPONENT				GB/								NOTES		
				R	H	E	L	R	H	E	L	REC	POS	T3	GA	WINNER	LOSER	SAVE	TIME	ATT	
6/14	@Eug	L	0-2	0	5	0	7	2	4	0	2	0-1	T3	-1.0	C. Vega	L. Frias	I. Medina	2:13	4,023	Eug 2r B2; Frias 8 Ks; Hops 0x6 RISP.	
6/15	@Eug	W	4-0	4	8	0	10	0	5	0	11	1-1	T2	-1.0	M. Tineo	K. Franklin		3:00	3,509	Tineo (5ip) & 4 relievers comb. ShO.	
6/16	@Eug	W	4-0	4	7	0	3	0	3	1	6	2-1	2	-1.0	A. Del Moral	Y. Perez		2:35	4,430	Del Moral 5ip, 1h; Hops 24 str ShO inn.	
6/17	@T-C	W	8-1	8	11	3	11	1	5	3	9	3-1	T1	--	D. Olivero	O. Cruz		3:14	1,550	Hops 33ip w/o allowing ER.	
6/18	@T-C	W	5-4(10)	5	12	1	10	4	6	1	9	4-1	1	+1.0	J. Cuas*	T. Colletti		3:38e	1,465	Wasinger rbi 2B T10; Hops 29-14 x-inn.	
6/19	@T-C	L	1-2(10)	1	3	0	7	2	6	0	10	4-2	1	+1.0	F. Minjarez	B. Menendez*		3:03e	1,661	Hops take 1-0 lead to B9.	
6/20	@T-C	L	5-6	5	10	1	13	6	7	3	9	4-3	T1	--	J. Sims	T. McKenna*	D. Mendez	3:36	2,119	Hops 2 runners tagged out in 9th	
6/21	Van	L	1-5	1	4	1	5	5	10	0	10	4-4	3	-1.0	G. Townsend	M. Tineo		2:57	4,861	Vanc. P Grant Townsend no-no into 7th	
6/22	Van	W	3-1	3	5	2	5	1	6	0	8	5-4	T2	-1.0	T. McKenna*	G. Huffman	J. Cuas	2:27	4,018	Yerzy base-hit in B8 puts Hops up 2-1	
6/23	Van	W	4-1	4	7	0	6	1	5	0	12	6-4	T1	--	J. Stevens*	R. Ponder	B. Menendez	3:19	4,048	Yerzy 2-run HR B6 snaps 0-0 tie	
6/24	Van	W	13-4	13	18	0	12	4	5	0	7	7-4	T1	--	L. Frias	J. Diaz		3:20	2,648	All 9 Hops get hits, 8 score, 8 have RBIs	
6/25	@S-K	W	7-0	7	12	2	7	0	2	2	10	8-4	1	+1.0	M. Gelabert	J. Lopez		2:42	1,851	Robinson & January HR; comb. 2-hitter.	
6/26	@S-K	L	3-5	3	6	3	8	5	9	0	8	8-5	T1	--	Y. Veras	E. Baldwin*	I. Cruz	2:56	1,711	Mistakes cost Hops 3-1 6th-inn lead.	
6/27	@S-K	L	2-4	2	6	3	4	4	5	0	6	8-6	2	-1.0	J. Ozoria	A. Del Moral	B. Tucker	2:45	1,372	12 straight L after winning 12 of 14 @S-K.	
6/28	Eug	W	6-2	6	8	0	6	2	6	1	5	9-6	T1	--	D. Olivero	Y. Perez	J. Cuas	2:51	3,936	Hops wear Sonadores unis for 1st time.	
6/29	Eug	W	4-3(10)	4	9	0	9	3	5	1	6	10-6	1	+1.0	J. Cuas*	R. McCauley		3:11e	3,752	37th walkoff in Hops hist. on Barrosa 1B.	
6/30	Eug	W	6-4	6	9	2	7	4	5	0	5	11-6	1	+1.0	M. Gelabert	N. Stone	E. Baldwin	2:34	3,560	Yerzy 2-r HR in 5-run 2nd; Hops sweep.	
7/01	@Van	W	6-3	6	11	5	15	3	7	3	5	12-6	1	+1.0	J. Polancic*	A. McGuire	B. Menendez	3:24	6,413	5e, 15 LOB! Wasinger 2-r 1B in 4-r 9th	
7/02	@Van	W	6-5	6	10	0	6	5	6	2	8	13-6	1	+1.0	W. Cruz	A. Kloffenstein	J. Cuas	2:37	5,322	Hops led 6-0, Van 1 in 7th, 4 in 8th	
7/03	@Van	W	6-0	6	6	1	9	0	5	2	7	14-6	1	+1.0	D. Olivero	L. Quinones		2:51	6,045	K. Robinson 3B shy of cyc; Olivero 6 ip	
7/04	Spo	L	2-3	2	4	1	6	3	6	0	6	14-7	T1	--	T. McDowell	L. Frias	N. Starr	2:58	5,239	Comeback falls short after down 3-0.	
7/05	Spo	L	0-9	0	2	1	3	9	8	0	4	14-8	2	-1.0	R. Vanasco	M. Gelabert		2:27	4,515	Hops fewest hits since 7/19/18 @Van	
7/06	Spo	L	3-7	3	6	0	5	7	12	3	6	14-9	2	-1.0	T. Ortega	M. Tineo		2:49	3,039	Hops swept at home 1st time since '15.	
7/07	Boi	W	11-0	11	14	0	10	0	4	1	6	15-9	2	-1.0	W. Cruz	Z. Baayoun		3:05	3,106	Tristin English 1st pro HR; 5 ShO in 24g.	
7/08	Boi	L	0-3	0	4	0	6	3	6	0	4	15-10	2	-2.0	F. Parra	D. Olivero	R. Todd	2:22	2,571	Frederis Parra up to 2B str. ShO inn.	
7/09	Boi	W	8-2	8	11	1	8	2	5	1	11	16-10	2	-2.0	J. Stevens*	E. Filpo		2:58	2,565	K. Robinson 4th HR in 7g.	
7/11	@Boi	W	3-1	3	5	0	5	1	5	1	4	17-10	2	-1.0	M. Gelabert*	W. Ethridge	B. Menendez	2:29	3,033	Ricky Martinez leaping catch ends game.	
7/12	@Boi	W	12-3	12	16	0	9	3	12	0	9	18-10	2	-1.0	M. Tineo	B. Eusebio		2:47	3,497	11-0 aft. 2 inn; Robinson, Marriaga 4 rbi.	
7/13	@Boi	L	3-6	3	8	1	3	6	10	0	7	18-11	2	-1.0	J. Ocampo	W. Cruz*	J. Wallace	2:38	3,681	Ryne Nelson scoreless inn in pro debut.	
7/14	S-K	W	7-3	7	12	0	5	3	7	1	4	19-11	T1	--	D. Olivero	A. DuBord		2:34	3,560	Nick Dalesandro 4 rbi; Hops T1 w/SK	
7/15	S-K	W	4-3	4	7	1	2	3	9	1	10	20-11	1	+1.0	E. Baldwin*	K. Castro	B. Menendez	2:40	2,258	S-K blows late chances; Hops grab tiebreaker	
7/16	S-K	L	2-8	2	9	1	11	8	8	0	6	20-12	T1	--	J. Lopez	A. Saalfrank		3:06	3,016	Hops & S-K tied w/six games left in half	
7/17	@Eug	L	2-5	2	6	1	8	5	7	0	4	20-13	2	-1.0	H. Bigge	J. Garcia*	J. Pomeroy	2:40	5,178	Edmund American 3-r 3B B7 for 4-2 ld	
7/18	@Eug	L	1-2	1	4	0	9	2	2	1	7	20-14	2	-2.0	C. Kachmar	T. McKenna*	R. McCauley	2:45	4,262	Luis Vazquez RBI 2B B7; Eug just 2h	
7/19	@Eug	W	5-4	5	9	0	9	4	7	0	2	21-14	2	-2.0	E. Baldwin*	J. Burgmann	B. Menendez	2:48	4,321	Jorge Barrosa 1doff HR T1, never trail	
7/20	Eug	W	2-1	2	7	0	4	1	6	1	6	22-14	2	-2.0	L. Frias	C. Clarke	E. Herrera	2:07	4,218	Kristian Robinson 2-r HR in 1st holds up	
7/21	Eug	W	5-2	5	4	0	3	2	8	0	12	23-14	2	-2.0	J. Polancic*	Z. Mort	B. Menendez	3:08	4,252	Leyton 2B, Robinson HR key late rallies	
7/22	Eug	W	4-0	4	9	0	9	0	3	1	4	24-14	2	-2.0	M. Tineo*	E. Nunez		2:26	2,247	Tineo 5 no-hit inn; 6th ShO of 1st half	
7/23	S-K	W	5-4	5	10	0	6	4	6	1	4	1-0	T1	--	N. Snyder*	J. Ozoria	E. Herrera	2:35	3,557	Kristian Robinson 2-r HR, 4 rbi	
7/24	S-K	W	4-1	4	9	0	13	1	6	1	9	2-0	1	+1.0	D. Olivero*	C. Nurse	B. Menendez	3:05	2,616	Kristian Robinson solo HR, 3 rbi.	
7/25	S-K	L	0-2	0	6	0	8	2	10	1	10	2-1	T1	--	T. Perry	L. Frias	I. Cruz	2:48	2,509	S-K scores single runs in 4th & 6th.	
7/26	@Boi	W	7-5	7	14	1	9	5	13	4	12	3-1	1	+1.0	M. Gelabert*	Z. Baayoun	B. Menendez	3:25	4,004	All 14 Hops hits singles	
7/27	@Boi	L	7-8	7	9	2	7	8	10	2	6	3-2	T1	--	J. Condreay	J. Garcia*	J. Wallace	3:13	3,393	Trevor Boone 8th-inn 2-r HR stuns Hops	
7/28	@Boi	L	3-5	3	6	1	4	5	8	2	6	3-3	T1	--	R. Todd	W. Cruz*		2:34	2,483	Boi 1 in 7th, 2 in 8th, BTB comeback W	
7/29	Evt	W	3-0	3	7	0	7	0	3	2	5	4-3	T1	--	D. Olivero*	M. Martin		2:23	2,268	Tyler Holton & Deyni Olivero 3-h ShO	
7/30	Evt	W	4-3	4	7	1	5	3	6	0	7	5-3	T1	--	L. Frias	D. Casetta-Stubbs	E. Herrera	2:36	2,960	Joe Gillette big 2-r HR in 2nd gm back	
7/31	Evt	W	5-1	5	7	0	5	1	4	2	5	6-3	T1	--	E. Baldwin*	J. Benitez		2:38	4,256	English 2nd pro HR, 'pen 8.2 ShO inn	
8/01	Evt	W	5-3	5	11	0	7	3	4	0	2	7-3	1	+1.0	M. Tineo*	B. Williamson	J. Garcia	2:30	3,467	Hops 3 in B7 to erase 3-2 deficit	
8/02	S-K	W	7-2	7	8	0	5	2	4	0	9	8-3	1	+2.0	W. Cruz*	J. Ozoria		2:57	4,020	English 2-r 2B in 5-r 1st; 2g up 1st time in '19	
8/03	S-K	W	7-6	7	4	0	5	6	11	2	7	9-3	1	+2.0	J. Stevens*	C. Nurse	E. Herrera	3:15	3,565	Yerzy 2-r HR, Garza 3-r HR in 1st 2 inn.	
8/04	S-K	W	7-2	7	7	2	8	2	7	3	7	10-3	1	+2.0	D. Olivero*	T. Perry		2:48	3,305	Yerzy 3x4; Hops W7S, longest in 2019.	
8/08	@S-K	L	2-3	2	8	1	11	3	5	3	8	10-4	1	+1.0	J. Herrera	A. Saalfrank*	B. Tucker	3:11	2,002	Late comeback nixed, Logan Wyatt HR	
8/09	@S-K	L	7-8	7	8	0	10	8	11	1	6	10-5	1	+1.0	D. Bolivar	B. Menendez*		3:23	2,450	Sean Roby walkoff RBI single B9	
8/10	@S-K	L	9-12	9	13	1	8	12	10	1	2	10-6	1	+1.0	J. Scott	C. Grammes	C. Helvey	3:15	2,210	1:24 delay, 8r 3rd from S-K drowns Hops	
8/11	@Evt	W	10-1	10	10	0	5	1	3	3	7	11-6	1	+1.0	T. Holton	J. Then		2:37	3,555	Gillette 4rbi, Carroll 2x5, Holton 5 ip, 1h	
8/12	@Evt	L	6-8	6	7	1	7	8	10	3	14	11-7	1	+1.0	T. Kuhn	E. Herrera*		3:09	2,399	Hops tie in 7th, Everett 3 in B8	
8/13	@Evt	L	4-6	4	5	1	6	6	11	1	10	11-8	1	+1.0	F. Villareal	E. Baldwin*		2:59	4,118	Trent Tingelstad walkoff 2-run HR	
8/14	Boi	L	1-2	1	5	0	5	2	12	0	11	11-9	T1	--	J. Condreay	B. Menendez*	C. Hathcock	2:54	3,514	Nelson shines, Boi single runs in 7th/8th	
8/15	Boi	W	6-0	6	12	0	10	0	5	2	6	12-9	T1	--	M. Tineo*	M. Kaczor		</			

2019 Statistics

* = Left-handed hitter or pitcher # = Switch-hitter

BATTING	Age	G	PA	AB	R	H	2B	3B	HR	RBI	SB	CS	BB	SO	BA	OBP	SLG	OPS	TB	DP	HB	SH	SF
Jorge Barrosa#	18	57	252	223	25	56	12	2	1	26	8	4	21	32	.251	.335	.336	.671	75	2	7	1	0
Dominic Canzone*	21	21	92	88	15	23	6	1	3	12	2	0	3	16	.261	.293	.455	.748	40	2	1	0	0
Corbin Carroll*	18	11	49	43	13	14	3	4	0	6	2	0	5	12	.326	.408	.581	.990	25	0	1	0	0
Nick Dalesandro	22	22	83	67	4	13	1	0	0	8	2	0	14	15	.194	.337	.209	.546	14	3	1	0	1
Tristin English	22	50	216	193	32	56	12	2	7	30	1	0	13	24	.290	.356	.482	.838	93	5	8	0	2
David Garza	24	32	125	106	23	29	7	0	1	13	7	0	16	21	.274	.384	.368	.752	39	5	3	0	0
Joe Gillette	23	27	106	92	11	19	4	0	2	13	5	0	13	39	.207	.302	.315	.617	29	1	0	0	1
Nick Grande	21	31	118	102	12	15	0	1	0	9	7	1	13	23	.147	.254	.167	.421	17	0	2	0	1
Lucas Herbert	22	5	23	21	3	7	3	1	0	5	0	0	1	4	.333	.391	.571	.963	12	1	1	0	0
Eddie Hernandez#	20	25	106	95	12	23	3	3	2	10	3	1	10	28	.242	.321	.400	.721	38	0	1	0	0
Ryan January*	22	29	120	95	14	24	7	0	3	21	1	0	21	27	.253	.392	.421	.813	40	1	2	0	2
Kevin Lachance	24	12	47	34	4	5	2	0	0	6	1	2	10	7	.147	.340	.206	.546	7	1	1	0	2
Steven Leyton	20	41	183	159	30	42	7	2	4	16	3	1	17	25	.264	.355	.409	.764	65	5	6	0	1
Lyle Lin	22	31	124	112	8	23	2	0	0	8	0	0	8	15	.205	.274	.223	.497	25	3	3	0	1
Jesus Marriaga	20	66	286	234	51	57	14	4	1	27	17	6	45	85	.244	.374	.350	.725	82	3	5	0	2
Ricky Martinez	21	62	276	240	34	68	10	0	0	16	15	8	26	45	.283	.362	.325	.687	78	5	6	0	4
Liover Peguero	18	22	93	84	13	22	4	2	0	11	3	1	8	17	.262	.333	.357	.690	30	2	1	0	0
Joe Robbins	25	3	13	9	1	2	1	0	0	1	0	0	2	5	.222	.385	.333	.718	3	0	1	0	1
Kristian Robinson	18	44	189	163	29	52	10	1	9	35	14	3	23	47	.319	.407	.558	.966	91	4	2	0	1
Daniel Wasinger#	23	34	130	119	9	24	9	0	0	18	4	0	5	39	.202	.254	.277	.531	33	2	4	0	2
Andy Yerzy*	20	63	272	232	30	51	11	0	6	34	1	1	37	61	.220	.331	.345	.676	80	6	2	0	1
TOTALS	20.7	76	2903	2511	373	625	128	23	39	325	96	28	311	587	.249	.343	.365	.707	916	51	58	1	22
OPPONENTS		76	2778	2425	245	498	106	16	31	211	43	26	294	742	.205	.298	.301	.598	729	46	32	8	15

PITCHING	Age	W	L	W-L%	ERA	G	GS	GF	CG	SHO	SV	IP	H	R	ER	HR	BB	IBB	SO	HBP	BK	WP	WHIP
Jose Almonte	23	0	0	.000	4.70	4	0	2	0	0	0	7.2	3	5	4	0	5	0	8	1	0	0	1.04
Mailon Arroyo	21	0	0	.000	3.38	11	0	3	0	0	0	13.1	7	5	5	2	6	0	18	0	0	0	0.98
Erin Baldwin	23	4	2	.667	5.52	17	1	6	0	0	1	31.0	39	22	19	3	11	0	24	2	1	9	1.61
Wilfray Cruz	21	5	2	.714	3.86	12	2	0	0	0	0	42.0	30	22	18	5	23	0	45	0	1	5	1.26
Jose Cuas	25	2	0	1.000	0.00	7	0	5	0	0	3	9.1	1	0	0	0	2	0	6	1	0	0	0.32
Adrian Del Moral	20	1	1	.500	1.93	3	3	0	0	0	0	14.0	9	4	3	0	5	0	17	1	0	0	1.00
Luis Frias	21	3	3	.500	1.99	10	10	0	0	0	0	49.2	36	13	11	0	17	0	72	0	1	4	1.07
Liu Fuenmayor*	20	1	0	1.000	1.23	5	0	3	0	0	0	7.1	1	1	1	0	2	0	7	0	0	0	0.41
Justin Garcia	23	1	2	.333	2.52	25	0	5	0	0	1	35.2	23	10	10	4	8	0	42	1	0	4	0.87
Michel Gelabert*	22	4	1	.800	4.97	9	4	0	0	0	0	38.0	41	24	21	0	21	0	31	4	2	4	1.63
Conor Grammes	21	0	1	.000	4.11	9	6	0	0	0	0	15.1	11	7	7	0	8	0	20	2	0	2	1.24
Tommy Henry*	21	0	0	.000	6.00	3	3	0	0	0	0	3.0	4	3	2	0	0	0	4	0	0	1	1.33
Eduardo Herrera	19	0	1	.000	5.40	19	0	12	0	0	8	20.0	12	12	12	1	17	0	27	3	0	0	1.45
Yaramil Hiraldo	23	0	0	.000	0.95	16	0	3	0	0	0	19.0	6	4	2	0	11	0	21	0	1	2	0.90
Tyler Holton*	23	3	0	1.000	2.23	9	8	0	0	0	0	32.1	22	9	8	2	4	0	51	0	0	3	0.80
Drey Jameson	21	0	0	.000	6.17	8	8	0	0	0	0	11.2	14	8	8	1	9	0	12	1	1	1	1.97
Ethan Larrison	23	0	0	.000	0.87	8	0	2	0	0	0	10.1	8	1	1	0	4	0	10	0	0	0	1.16
Sam Lewis	27	0	0	.000	1.69	4	0	1	0	0	0	5.1	6	1	1	1	1	0	10	0	0	0	1.31
Brennan Malone	18	0	0	.000	0.00	1	0	0	0	0	0	1.0	0	0	0	0	0	0	1	0	0	0	0.00
Trevor McKenna*	23	1	2	.333	3.86	13	0	4	0	0	0	11.2	8	6	5	0	12	0	10	2	0	4	1.71
Bryan Menendez	23	0	3	.000	2.84	19	0	15	0	0	8	19.0	18	7	6	1	9	1	29	0	0	3	1.42
Jared Miller*	25	0	0	.000	0.00	3	0	0	0	0	0	3.0	1	0	0	0	5	0	5	0	0	1	2.00
Ryne Nelson	21	0	1	.000	2.89	10	7	0	0	0	0	18.2	15	6	6	1	10	0	26	1	0	2	1.34
Deyni Olivero	21	8	3	.727	2.09	15	8	1	0	0	0	64.2	50	18	15	3	20	1	42	5	2	2	1.08
Jake Polancic	21	2	0	1.000	0.92	20	0	5	0	0	0	19.2	10	2	2	0	15	0	16	2	0	3	1.27
Cody Reed*	23	2	0	1.000	0.00	4	0	0	0	0	0	9.1	5	1	0	0	4	0	10	0	0	0	0.96
Andrew Saalfrank*	21	0	2	.000	3.86	7	5	0	0	0	0	11.2	6	5	5	3	3	0	21	0	0	2	0.77
Van Sanchez	22	0	0	.000	4.76	6	0	2	0	0	0	5.2	4	3	3	0	5	0	5	2	0	0	1.59
Avery Short*	18	0	0	.000	0.00	1	0	1	0	0	0	1.0	0	0	0	0	2	0	2	0	0	0	2.00
Nick Snyder*	21	2	0	1.000	0.00	9	0	2	0	0	1	16.0	2	0	0	0	9	0	27	0	0	2	0.69
Franklyn Soriano*	23	0	0	.000	3.50	8	0	0	0	0	0	18.0	12	7	7	0	11	0	19	2	1	2	1.28
Jacob Stevens	23	3	0	1.000	2.94	19	0	3	0	0	0	33.2	26	12	11	3	14	0	32	1	0	5	1.19
Marcos Tineo	22	6	4	.600	2.57	15	8	1	0	0	0	66.2	62	25	19	1	19	0	66	1	1	10	1.22
Blake Walston*	18	0	0	.000	3.00	3	3	0	0	0	0	6.0	6	2	2	0	2	0	6	0	0	2	1.33
TOTALS	21.8	48	28	.632	2.87	76	76	76	0	11	22	670.2	498	245	214	31	294	2	742	32	11	73	1.18
OPPONENTS		28	48	.368	4.41	76	76	76	0	5	19	660.2	625	373	324	39	311	2	587	58	7	75	1.42

FIELDING

FIRST BASE	G	PO	A	E	DP	Fld%
Andy Yerzy	56	426	30	5	45	.989
Joe Gillette	9	86	5	2	3	.978
Tristin English	7	46	0	0	3	1.000
David Garza	3	22	3	0	2	1.000
E. Hernandez	1	10	1	0	1	1.000

SECOND BASE	G	PO	A	E	DP	Fld%
Nick Grande	28	49	61	2	20	.982
Ricky Martinez	20	35	48	1	12	.988
E. Hernandez	12	14	26	0	3	1.000
Steven Leyton	8	16	21	0	4	1.000
Kevin Lachance	7	7	10	0	4	1.000
David Garza	3	3	11	0	2	1.000

SHORTSTOP	G	PO	A	E	DP	Fld%
Steven Leyton	33	45	88	5	23	.964
Ricky Martinez	21	15	47	1	7	.984
Liover Peguero	18	26	41	5	6	.931
Nick Grande	3	2	11	0	1	1.000
Kevin Lachance	2	3	6	0	0	1.000

CATCHER	G	PO	A	E	DP	Fld%	PB	SB	CS	CS%
Lyle Lin	23	222	18	2	1	.992	4	9	8	47%
D. Wasinger	22	214	20	2	1	.992	7	12	7	37%
N. Dalesandro	17	124	13	3	0	.979	3	12	7	37%
Ryan January	13	138	14	2	1	.987	1	7	4	36%
Lucas Herbert	1	16	0	0	0	1.000	0	3	0	0%

THIRD BASE	G	PO	A	E	DP	Fld%
Ricky Martinez	22	17	44	0	6	1.000
Tristin English	21	6	34	3	4	.930
David Garza	17	11	35	9	3	.8

2021

Up we go: The Hops—and the entire league—were elevated two levels on the minor-league baseball ladder to High A, and the circuit became a long-season league. Yet, it's not as long as it's going will be in future years: 120 games were scheduled in the Covid-shortened 2021 season, and 112 ended up being played; beginning in 2022, the season will be 132 games long.

Up they go: The Hops had a number of strong pitching prospects spend time here, working with pitching coach **Shane Loux**, before being elevated to Double-A. This included **Luis Frias** (see below), **Ryne Nelson**, **Bryce Jarvis**, **Drey Jameson**, **Matt Tabor** and **Brandon Pfaadt**.

From the Tonk to the Show: Through 2021, the Hops have had 28 players advance from Hillsboro to the major leagues. (That figure doesn't include MLB injury-rehab assignments to Hillsboro, only prospects who played for the Hops on their way up.) But in 2021, RHP **Luis Frias** became the first Hop to advance from Hillsboro to the major leagues *in the same season*. He began the year with two starts for the Hops in May before being promoted to Double-A Amarillo. In mid-August, he was elevated to Triple-A Reno, and made his MLB debut on September 19th. In his three big-league appearances, he worked 3.1 innings, allowing just two hits (though he walked five), one run, and struck out three.

Streak stopped: The Hops' league record of consecutive playoff appearances was snapped at six years.

On the run: Hillsboro—taking advantage of an experimental rule across the High-A level requiring the pitcher to step off the rubber before making a pickoff throw—ran wild on the opposition. Before the rule was dropped at midseason, **Vince Harrison's** squad was leading all of professional baseball in steals, and tied a league record with 11 in one game. On two different occasions, they had six stolen bases in a single *inning*.

Headin' home: On May 24th at home against Vancouver, Hops infielder **Ricky Martinez** stole home—the first *straight steal* of home in franchise history. Sadly, Martinez—who was just beginning to heat up at the plate— injured his thumb diving back into first base on a pickoff throw in Eugene, and missed the remainder of the season. In November, Martinez was placed on the voluntarily retired list.



Luis Frias became the first Hops player to advance from Hillsboro to the major leagues during the same season.

“The Mayor” moves up: C/1B **Andy Yerzy**—who also played for the Hops in 2018 and 2019—cemented his spot atop the Hops' career offensive leaderboards, prior to his first promotion to Double-A on August 24th. He left with huge leads in career games played, at-bats, plate appearances, runs, hits, home runs, total bases and walks.

Hard-Pfaadt win*: On July 14th at home against Vancouver, RHP **Brandon Pfaadt** (pronounced “fawt”) tossed the second nine-inning complete-game shutout in Hops franchise history, in a 2-0 win. (The other was Kyle Schepel's no-hitter in 2013.) Pfaadt threw just 91 pitches (61 strikes), allowing four hits with one walk and five strikeouts.

** Credit to Hops staffer Jonny Kloster for this headline.*

Magic at The Tonk in short supply: From 2013-19, the Hops had 39 walkoff wins at Ron Tonkin Field—an average of 5½ per season in a league with 38 home dates, far and away the most in the league during those seven years. In 2021, Hillsboro had just one walkoff win in a season with 60 home games. (On August 10th, a Tristin English sacrifice fly gave the Hops a 3-2 win over Eugene.)

Breaking through: The Hops' video coordinator, **Ronnie Gajownik**, was a former college softball star and USA Women's Baseball Pan-Am Games gold medalist. Gajownik didn't just provide the video cuts for the other coaches to break down with players, she showed an ability to break down players' swings. She worked with hitting instructor **K.C. Judge** to help **Cam Coursey** and others make gains. Recognizing her natural gifts and work ethic, in 2022 the Diamondbacks later hired her as their first-ever female minor-league coach. The following year, 2023, she would become Hops manager.

2021 Game-By-Game Results and Notes (page 1 of 2)

	OPP	W/L	SCORE	HOPS	OPPONENT	GB/	WINNER	LOSER	SAVE	TIME	ATT	NOTES
				R H E L	R H E L	REC POS						
5/04	Evt	W	4-1	4 6 1 4	1 4 0 6	1-0 T1	L. Frias	M. Brash	N. Snyder	2:43	825	Hops win despite striking out 16x.
5/05	Evt	L	2-3 (11)	2 5 0 8	3 5 2 9	1-1 T3	B. McGuigan	J. Jones*		3:26e	825	Hops waste chances in B9, B10, B11.
5/06	Evt	L	1-12	1 2 2 6	12 16 1 9	1-2 T4	B. Martinez	D. Hull*		3:23	825	Evt 8r in 6th, 3 in 8th, 1 in 9th.
5/07	Evt	W	7-2	7 12 0 8	2 8 1 7	2-2 T3	H. Haworth*	G. Kirby	B. Workman	3:31	825	Dalesandro/Perez tm-rec 4SB; Hops tie lg rec w/11sb
5/08	Evt	L	0-3	0 4 0 6	3 4 2 4	2-3 T4	D. Ellingson	M. Tabor	J. Bayless	2:55	825	Hops batters set franch. record w/18 Ks
5/09	Evt	L	7-8 (10)	7 9 1 7	8 8 2 5	2-4 5	E. Johnson	K. Stout*	K. Hill	3:49e	825	Evt comes back on Connor Hoover 3-r HR T9
5/10	Eug-1**	W	6-2 (7)	6 10 0 6	2 8 2 7	3-4 5	H. Haworth*	K. Teng		2:19s	-----	Hops K just 2x, win 1st dhdr gm at Tonk.
5/10	Eug-2**	W	2-0 (7)	2 4 0 4	0 3 1 4	4-4 T3	L. Frias	N. Avila	N. Snyder	1:53s	825	Frias 6ip, 2h, 1bb, 9k; 1st-ever dhdr sweep.
5/13	@Eug	L	2-8	2 4 3 5	8 7 0 8	4-5 4	S. Bates	J. Jones*		2:56	600	Eug 6r B8 w/Will Wilson slam; Hops K 17x.
5/14	@Eug	L	1-3	1 8 0 7	3 7 1 3	4-6 4	N. Morreale	B. Jarvis	J. Marte	2:25	676	Sean Roby 2-r HR spoils good Jarvis start.
5/15	@Eug	W	11-5	11 13 1 2	5 6 1 5	5-6 4	M. Tabor*	C. Nurse		2:59	676	Hops 3 hr; Cecconi debut; Hops 9-r T5.
5/16	@Eug	L	2-5	2 6 2 5	5 7 0 3	5-7 4	C. Kilian	D. Jameson	J. Russell	2:38	676	Eug 3 in 1st, Hops 2 in 6th, Eug 2 in 8th.
5/18	Van	L	4-13	4 9 0 13	13 18 0 11	5-8 4	M. Reyes	C. Grammes		3:28	825	T7th-most runs, T5-most H ever allowed.
5/19	Van	L	1-6	1 4 1 7	6 7 0 5	5-9 4	T. Miller	R. Nelson		2:52	825	Tanner Kirwer leads off gm w/HR
5/20	Van	L	1-2	1 5 1 3	2 2 0 8	5-10 T4	B. Eisert	N. Snyder*	P. Caracci	2:52	825	Vanc 2h, 11bb; lose 4 str 1st x since '17.
5/21	Van	W	4-3	4 5 1 5	3 5 0 6	6-10 4	K. Hernandez*	C. Johnson	J. Jones	2:48	1088	Ricky Martinez: Hops' 1st-ever str. steal of home
5/22	Van	W	8-3	8 8 1 6	3 8 1 7	7-10 4	M. Tabor	A. Kloffenstein		2:52	1354	Tabor 6ip, 1 r; Yerzy HR 2nd str gm
5/23	Van	L	4-5	4 5 2 5	5 7 0 5	7-11 4	P. Schultz	D. Jameson	P. Carraci	2:53	1163	Hops 3-run rally in B9th falls short
5/25	@T-C	W	5-3	5 7 0 6	3 7 1 9	8-11 4	N. Snyder*	Z. Linginfelter	J. Jones	3:26	785	'19 NWLCS hero Yerzy HR in 1st AB vt-C.
5/26	@T-C	W	5-2	5 6 0 12	2 4 4 3	9-11 4	R. Nelson	R. Pina	B. Workman	3:10	875	Nelson eams 1st reg. seas. win as pro.
5/27	@T-C	L	6-7	6 5 2 5	7 7 3 4	9-12 4	C. Sykes	H. Haworth*		2:39	809	Hops hit 3 HR; wind-blown Herrera HR wins it.
5/28	@T-C	W	3-2	3 9 0 6	2 7 1 10	10-12 4	W. Rodriguez*	D. Daniel	J. Jones	3:37	1050	Yerzy 4th HR; Hops K 17x again.
5/29	@T-C	L	0-2	0 2 2 3	2 7 0 9	10-13 4	A. Hernandez	M. Tabor	D. King	2:27	1278	Tabor Tip, never to 3 balls in count.
5/30	@T-C	L	3-6	3 7 1 4	6 8 0 1	10-14 4	G. Veliz	D. Jameson	Z. Kristofak	2:31	1158	Brendon Davis 2hr after pitch beh. head.
6/01	@Evt	L	2-16	2 7 2 6	16 20 0 5	10-15 4	M. Brash	C. Grammes	T. Elliott	3:02	949	6 opp. HR, 8 combined HR most ever
6/02	@Evt	W	6-2	6 15 0 12	2 6 2 8	11-15 4	R. Nelson	T. Driver		3:15	959	6 different Hops steal bases (6x7)
6/03	@Evt	W	7-2	7 7 0 5	2 5 2 3	12-15 4	B. Jarvis	M. Limoncelli	N. Snyder	2:59	1052	Bryce Jarvis 7ip, 4h, 2r, 0bb, 11k, 89p
6/04	@Evt	L	2-13	2 6 1 5	13 17 0 7	12-16 4	I. Campbell	S. Cecconi		3:13	1150	All 9 Evt H have H & R; 8 have RBI
6/05	@Evt		Rained out									
6/06	@Evt-1	W	5-3 (7)	5 10 1 4	3 7 1 9	13-16 4	B. Workman*	B. Williamson	J. Jones	3:01s		Hops plate 3 in T6 for 5-3 win in 7 inn
6/06	@Evt-2		Rained out									
6/08	T-C	W	7-4	7 8 2 7	4 6 1 8	14-16 4	K. Hernandez*	C. Molina	N. Snyder	3:15	1237	Kennedy: Hops 5th-ever slam; 6bi ties franch rec.
6/09	T-C	W	10-2	10 12 1 5	2 6 3 8	15-16 4	R. Nelson	B. Killam		3:17	1335	Nelson wins 3rd str; Dalesandro 1st-ever Hops IPHR.
6/10	T-C	L	0-6	0 2 0 4	6 8 0 7	15-17 4	D. Daniel	B. Jarvis		2:41	1013	3rd x this yr franchise-low 2 hits.
6/11	T-C	L	2-4	2 5 1 4	4 9 0 7	15-18 4	R. Smith	S. Cecconi		2:48	1789	Slade Cecconi 6ip, 2h, 1r, 1bb, 4k
6/12	T-C		Suspended by rain in top 5th w/T-C leading 2-1									
6/13	T-C-1	W	5-3 (8)	5 6 0 6	3 9 3 10	16-18 4	B. Workman*	C. Molina	N. Snyder	3:08	2052	Suspended gm fm yest. called after 8 (rain)
6/13	T-C-2		Rained out									
6/15	@Eug	L	1-5	1 8 2 6	5 7 0 4	16-19 4	C. Nurse	K. Hernandez		2:45	669	Ricky Martinez hits 2nd pro HR, both in last wk.
6/16	@Eug	L	4-7	4 5 1 2	7 5 0 7	16-20 4	R. Walker	J. Frias*	T. Schimpf	2:59	858	Ems 4 in B8 incl 3r HR by Franklin Labour.
6/17	@Eug	L	9-10	9 11 1 8	10 9 3 3	16-21 4	N. Avila	N. Snyder*	C. Wright	3:45	694	Eug 9r B6; 3:45 2nd-longest 9-inn gm ever.
6/18	@Eug	L	7-10	7 6 3 7	10 8 0 9	16-22 T4	T. Rashi	K. Stout*	T. Schimpf	3:22	694	Diego Rincones 7rbi incl. slam; Eug draws 11bb
6/19	@Eug	L	5-10	5 9 1 8	10 11 3 3	16-23 5	A. Phillips	D. Jameson		3:00	861	Lose 5 in a row for 1st time since 7/12-7/17/13
6/20	@Eug	L	5-7	5 8 0 7	7 6 0 5	16-24 5	J. Timmins	N. Snyder*	C. Wright	3:07	1250	Yerzy longest HR ever at PK? Match longest L streak
6/22	Spo	L	3-6	3 5 0 2	6 9 0 3	16-25 5	M. Kilkeny	J. Vernia*	P. Poulin	2:36	1750	Another big inn. leads to longest L streak ever.
6/23	Spo	W	5-2	5 6 1 4	2 7 1 6	17-25 5	R. Nelson	W. Ethridge	J. Jones	2:37	1636	Ryne Nelson 5ip, 2h, 1r, 1bb, 9k in final start.
6/24	Spo (TV)	W	6-4	6 8 1 4	4 9 2 9	18-25 5	B. Pfaadt	N. Bush	J. Jones	2:58	1742	Pfaadt 6ip, 3er in Hi-A debut; J. Jones 6th sv leads lg.
6/25	Spo	W	2-0	2 5 0 6	0 6 0 6	19-25 T4	S. Cecconi	H. Olivarez	J. Frias	2:43	2126	Cecconi 6ip, 1st pro win; Coursey 2-r 1B B2.
6/26	Spo	L	3-8	3 7 0 7	9 17 2 12	19-26 5	C. McMahon	J. Vernia		3:28	1849	Isaac Collins 4x6; Hops 6x7 sba in loss.
6/27	Spo	L	5-7	5 11 2 11	7 7 0 7	19-27 5	M. Kilkeny	K. Hernandez	P. Poulin	3:30	1546	108° end of gm; Spo 4hr, 3 opp field to RF.
6/29	Eug	L	2-8	2 6 1 2	8 12 0 6	19-28 5	N. Avila	W. Rodriguez*		3:10	1285	Hops had won 11 str reg seas hm vEug.
6/30	Eug	L	3-6	3 4 1 6	6 6 2 5	19-29 5	S. Corry	B. Walston		3:05	1175	Armani Smith 2HR; Will Wilson also HR.
7/01	Eug	L	1-3	1 8 0 11	3 6 1 4	19-30 5	A. Phillips	B. Pfaadt	C. Wright	2:41	1810	Hops waste chances in 10th str loss to Ems.
7/02	Eug	W	4-2	4 6 1 4	2 9 0 11	20-30 5	T. Jones*	C. Nurse	M. Arroyo	2:56	2247	Alexander & Barrosa big RBI doubles
7/03	Eug	W	8-5	8 9 3 5	5 10 0 7	21-30 5	J. Vernia*	K. Teng	Y. Hiraldo	3:11	3133	Widener MLB rehab start; E. Diaz 3-r HR
7/04	Eug	W	6-1	6 9 0 5	1 5 4 6	22-30 5	K. Hernandez	T. Rashi		2:48	5211	K. Herm. car-hi 9K; Canzone, Brickhouse, English HR.
7/06	@T-C	L	2-3	2 4 3 3	3 5 0 7	22-31 5	R. Smith	L. Lewis*	K. Ingram	2:28	1118	3 errors lead to 2 unearned runs.
7/07	@T-C	W	9-7	9 7 0 6	7 9 1 7	23-31 5	M. Arroyo*	L. Ramirez	Y. Hiraldo	3:37	1091	Hops down 7-6 w/2 to T9, Alexander 3-r HR.
7/08	@T-C	L	3-8	3 5 1 6	8 8 1 5	23-32 5	Z. Linginfelter	B. Pfaadt		3:02	1050	Brendon Davis' lg-ldg 12th hr, 6th v. Hops.
7/09	@T-C	W	5-2	5 8 0 7	2 8 0 7	24-32 5	S. Cecconi	R. Pina	D. Hull	3:08	1600	Cecconi 5ip, 2r; Coursey hit streak ends at 10.
7/10	@T-C	L	6-8	6 11 2 6	8 14 3 8	24-33 5	C. Molina	K. Hernandez	L. Ramirez	3:10	1173	Hops run into triple play; later, benches clear.
7/11	@T-C	L	3-4	3 5 2 2	4 8 0 7	24-34 5	K. Ingram	N. Snyder*		2:38	1013	Torres 2-r 1b in B8; Hops HR in record 8th-str gm.
7/13	Van	L	2-3	2 7 0 9	3 11 0 12	24-35 5	B. Eisert	D. Hull*	J. Maese	3:36	1905	Hops waste chances, issue key BB to .127 hitter in 8th.
7/14	Van	W	2-0	2 7 0 7	0 4 1 3	25-35 5	B. Pfaadt	P. Schultz		2:12	1776	Brandon Pfaadt: 1st Hops CG ShO since 8/31/13.
7/15	Van (TV)	W	7-4	7 6 1 3	4 10 2 5	26-35 5	S. Cecconi	B. Rapp	Y. Hiraldo	2:35	2083	Andueza 2nd pro HR; Cecconi Tip, 4r.
7/16	Van	W	12-6	12 15 1 5	6 11 2 8	27-35 5	J. Lewis*	C. Van Eyk		3:01	3647	Canzone 3-r 3b & Andueza 3rd pro HR in 6-r 2nd.
7/17	Van	W	4-3	4 5 0 4	3 8 1 7	28-35 5	T. Jones*	A. Nolan	M. Arroyo	2:57	2890	Brickhouse 2-r HR in B8 erases 3-2 deficit.
7/18	Van	L	4-6	4 7 1 7	6 9 1 9	28-36 5	A. Hernandez	W. Rodriguez*	P. Caracci	3:34	2525	Hops issue 8 walks, 4 score
7/20	@Eug	W	3-2	3 7 0 5	2 5 0 3	29-36 T4	B. Walston	C. Nurse	Y. Hiraldo	2:30	2037	Walston: no-no to 7th, 11K; Diaz throw home ends gm
7/21	@Eug	L	4-5	4 7 1 11	5 4 0 5	29-37 5	T. Perry	B. Pfaadt	C. Wright	3:09	2342	Hops draw 11bb; Pfaadt 11K; GIDP w/3 on ends gm
7/22	@Eug	L	3-4 (10)	3 10 1 12	4 6 0 7	29-38 5	T. Rashi	M. Arroyo		3:07e	4208	Cecconi 10K; Aldrete 2-r hr w/2o B9; Arroyo E ends gm
7/23	@Eug	W	10-9	10 15 0 6	9 11 1 7	30-38 5	K. Lin*	J. Herrera	Y. Hiraldo	3:34	2381	Seven-run 7th erases 8-3 deficit
7/24	@Eug	W	3-2	3 9 0 9	2 6 2 6	31-38 5	D. Jameson	A. Phillips	J. Lewis	3:18	2349	Jameson 11K in 1st pro W; 4th x in ser. Hops SP 10+K
7/25	@Eug	L	5-6	5 8 0 8	6 7 1 8	31-39 6	C. Wright	Y. Hiraldo*		3:07	2294	Eug 1 in B8, 2 in B9 (on Roby 2b); 6th str 1-r gm
7/27	T-C	L	1-6	1 4 1 5	6 13 0 8	31-40 5	R. Pina	B. Pfaadt		2:58	2351	Robinson Pina strikes out 11 Hops in 5.1ip
7/28	T-C	W	10-2	10 11 0 11	2 6 2 7	32-40 5	S. Cecconi	H. Yan		3:02	1680	Eduardo Diaz: Hops 6th-ever slam
7/29	T-C (TV)	W	6-1	6 10 1 4	1 7 1 6	33-40 T4	N. Snyder*	T. Ahearn		2:46	2131	5-run 6th leads to 2nd straight win
7/30	T-C-1	W	5-2 (7)	5 6 0 4	2 6 1 5	34-40 4	D. Jameson	E. Julio		2:11s	-----	Jameson 6th CG Hops hist (85p/64s); Andueza 3-r 2b.
7/30	T-C-2	L	1-7 (7)	1 3 0 6	7 6 0 3	34-41 4	L. Alvarado	J. McMin		2:28s	2879	T-C 7r in T1, 6 off McMin; Alvarado 5ip, 1h, 0r.
7/31	T-C	L	7-8 (10)	7 14 1 9	8 14 0 9	34-42 4	T. Smith	W. Rodriguez*		3:37e	2722	Diaz game-tying HR in B9 electrifies crowd.
8/01	T-C	W	4-1	4 6 0 3	1 4 1 5	35-42 4	B. Pfaadt	R. Pina		2:24	2043	Pfaadt Tip, 2h, 0r; Brickhouse long HR (#9).

Bold type: Hops pitcher / sellout crowd at home * Hops' pitcher's W or L in relief role * next to time of game indicates extra innings * next to time of game indicates 7-inning game

** Hops played as visiting team in their home park

(Continued on next page)

2021 Game-By-Game Results and Notes (page 2 of 2)

			HOPS				OPPONENT				GB/												NOTES			
	OPP	W/L	SCORE	R	H	E	L	R	H	E	L	REC	POS	GA	WINNER	LOSER	SAVE	TIME	ATT							
8/03	@Van**	L	2-5	2	5	0	7	5	7	2	3	35-43	5	-16.0	C. Van Eyk	J. Vernia	P. Caracci	2:28	244	Orelvis Martinez 1st High-A HR in 5-r 5th.						
8/04	@Van**	L	2-3	2	4	2	8	3	5	0	4	35-44	5	-16.0	W. McAffer	M. Tineo	C. Johnson	2:36	206	Diaz, 2nd up in T1, 2-r hr; Hops don't score again.						
8/05	@Van**	W	5-1	5	13	0	7	1	3	1	6	36-44	5	-15.0	J. McMinn*	A. Nolan		2:35	331	Bullpen day: 5 pitchers combine on 3-hitter.						
8/06	@Van**	W	5-3	5	11	1	6	3	6	0	5	37-44	4	-14.0	B. Walston	G. Ponce	Y. Hiraldo	2:52	479	Alexander 2-r HR highlights comeback from 3-0 deficit.						
8/07	@Van**	W	2-1	2	8	1	7	1	3	0	5	38-44	4	-14.0	B. Pfaadt	N. Frazee	M. Arroyo	2:27	399	Pfaadt 7ip, 2h, 1r, 1bb, 11k; another 3-hitter.						
8/08	@Van**	W	7-5	7	11	1	8	5	11	1	4	39-44	4	-13.5	J. Vernia	C. Van Eyk		3:01	414	Vernia solid as Hops match longest W streak.						
8/10	Eug	W	3-2	3	7	0	11	2	3	0	5	40-44	4	-13.5	M. Arroyo*	T. Rashi		2:57	1912	English sac fly = 1st walkoff of yr, 40th in hist						
8/11	Eug	W	10-6	10	14	0	7	6	10	1	8	41-44	4	-12.5	M. Tineo	A. Phillips	Y. Hiraldo	3:23	1601	Diaz, Alexander, Coursey (1st) all hit HR						
8/12	Eug	L	6-11 (10)	6	5	0	3	11	14	5	7	41-45	4	-12.5	C. Wright	M. Arroyo*		3:26e	1498	Hops blow 5-2 lead, fall to 0-5 in extras						
8/13	Eug	W	7-0	7	9	0	5	0	4	1	4	42-45	4	-12.5	B. Pfaadt	J. Dahlberg		2:54	2809	Hops 4 in B1; Pfaadt 7ip, 3h, 0bb, 6k						
8/14	Eug	L	6-11	6	5	0	2	11	16	0	10	42-46	4	-12.5	R. Murphy	J. Vernia		2:55	2388	Rob Emery 5 rbis, 4h; Armani Smith 4h						
8/15	Eug	L	3-4	3	4	1	4	4	8	1	9	42-47	4	-12.5	A. Reich	W. Rodriguez*	C. Wright	3:31	2403	Roby gets Hops again w/8th-inn solo HR						
8/17	@Spo	Postponed - smoke																								
8/18	@Spo	L	1-6	1	5	2	5	6	12	2	5	42-48	4	-12.0	C. McMahon	B. Walston		2:42	2779	Chris McMahon 7ip, 4h, 1r, 1bb, 8k						
8/19	@Spo	L	3-4	3	5	1	4	4	9	0	8	42-49	4	-13.0	S. Jones	N. Snyder*	D. Damell	2:41	3782	Yerzy 2hr (1st Hop since Yerzy exactly 3 yrs ago)						
8/20	@Spo	L	3-11	3	8	3	7	11	15	1	9	42-50	T4	-13.0	W. Ethridge	C. Sullivan		3:13	4423	Spo. 6-run 2nd off Collin Sullivan in Hops debut						
8/21	@Spo	L	7-8 (10)	7	12	4	4	8	13	0	9	42-51	5	-13.5	D. Damell	D. Hull*		3:31e	5771	Coursey: HR T9 puts Hops up; his E B10 loses it						
8/22	@Spo-1	L	6-8 (7)	6	12	3	10	8	9	0	4	42-52	5	-14.0	H. Olivarez	J. Vernia		2:30s	-----	Barrosa 4x5, but 4-r B6 wins it for Spo						
8/22	@Spo-2	L	2-9 (7)	2	6	6	3	9	11	0	11	42-53	5	-14.0	N. Davis	K. Stout		2:16s	3518	Noah Davis CG; Hops tie franch rec w/6e						
8/24	Van	W	8-2	8	9	0	2	2	9	0	9	43-53	5	-13.0	A. Pope*	S. Robberse	L. Fuenmayor	2:36	1999	Blaze Alexander hr, 2b, 4bi; Vukovich 3-r HR.						
8/25	Van (TV)	W	11-4	11	15	2	8	4	7	0	8	44-53	4	-13.0	M. Tineo	P. Schultz		3:04	1563	Ronny Simon 4x5, 2b, hr; 4th time seas-hi 15h.						
8/26	Van	L	6-8	6	11	2	8	8	11	1	10	44-54	5	-13.0	A. Bash	C. Sullivan	G. Ponce	3:09	2116	Hops issue 7bb; B9 rally falls short on DP.						
8/27	Van	L	7-8	7	8	0	7	8	12	1	6	44-55	5	-12.5	W. McAffer	N. Snyder*		3:39	3235	Hops blow 5-0 lead; Zac Cook hr T9 snaps 7-7 tie.						
8/28	Van	W	9-6	9	12	0	4	6	9	0	5	45-55	5	-11.5	J. Vernia	A. Nolan	Y. Hiraldo	2:33	2416	Hops 4hr (RTF high), English 1st Hop w/2hr home.						
8/29	Van	L	4-8	4	12	0	10	8	9	0	5	45-56	5	-12.5	J. Maese	K. Stout		3:00	2198	Vancouver 6-run 2nd fueled by 4 walks.						
8/31	Eug	L	5-6	5	12	1	9	6	7	2	3	45-57	5	-13.0	T. Perry	N. Snyder*	C. Wright	3:09	1691	Jairo Pomares 2hr, Eug 3 in 9th off Snyder.						
9/01	Eug	W	7-2	7	12	1	9	2	6	1	6	46-57	5	-12.5	C. Sullivan	B. Rivera	L. Fuenmayor	2:53	1483	Collin Sullivan bounces back, 5 strong inn, 7k.						
9/02	Eug (TV)	W	6-5	6	8	0	4	5	10	2	6	47-57	5	-11.5	G. Ogando*	J. Herrera	M. Arroyo	2:42	1477	Hops turn tables vEug, come back w/2 in 6th, 2 in 7th.						
9/03	Eug	W	7-4	7	7	2	7	4	4	3	11	48-57	5	-11.5	J. McMinn*	K. Teng	Y. Hiraldo	3:28	2407	Hops issue 11bb (ties franch. rec), only 2 score.						
9/04	Eug	Suspended after 1 inn because of stadium light outage																								
9/05	Eug-1	L	1-2	1	7	0	5	2	9	0	10	48-58	5	-12.0	C. Nurse*	B. Ay	C. Wright	2:53	-----	Eug 2 T7 (of 9-inn gm) on Aldrete HR & Auerbach 3B.						
9/05	Eug-2	L	1-6	1	5	1	7	6	8	0	3	48-59	5	-12.5	J. Dahlberg	B. Walston		2:16s	2697	Hops 0-6 this yr w/chance to win series vEug.						
9/07	@T-C	Cancelled - Dust Devils' Covid outbreak																								
9/08	@T-C	Cancelled - Dust Devils' Covid outbreak																								
9/09	@T-C	Cancelled - Dust Devils' Covid outbreak																								
9/10	@T-C	Cancelled - Dust Devils' Covid outbreak																								
9/11	@T-C	Cancelled - Dust Devils' Covid outbreak																								
9/12	@T-C	Cancelled - Dust Devils' Covid outbreak																								
9/14	@Van**	W	7-4	7	8	1	5	4	5	1	4	49-59	5	-13.0	C. Sullivan	A. Kloffenstein	L. Fuenmayor	2:34	394	Sullivan 5ip, 3h, 2r; Ronny Simon long HR.						
9/15	@Van**	W	3-2	3	4	0	5	2	7	2	3	50-59	5	-13.0	J. Vernia	A. Nolan	M. Arroyo	2:36	331	Vernia 6ip, 4h, 1r; Arroyo K in B9 w/2 on to end it.						
9/16	@Van**	W	7-3	7	9	2	7	3	4	1	4	51-59	4	-12.5	J. Santamaria*	R. Hernandez		2:45	439	Elian Miranda 3x3 w/go-ahead 3b in B8.						
9/17	@Van**	W	4-2	4	4	2	4	2	6	2	7	52-59	4	-12.5	K. Lin*	P. Schultz	L. Fuenmayor	2:44	461	Andueza 2-r 1b in 6th (H11S); Fuenmayor big save						
9/18	@Van**	Cancelled - Rain																								
9/19	@Van**	L	2-8	2	9	1	9	8	8	1	5	52-60	4	-13.5	A. Melean	S. Yoshikawa		2:43	438	5-run Vanc 6th snaps 2-2 tie.						

Bold type: Hops pitcher / sellout crowd at home * Hops' pitcher's W or L in relief role e next to time of game indicates extra innings s next to time of game indicates 7-inning game
** Hops played as visiting team in their home park

2021 Statistics

* = Left-handed hitter or pitcher # = Switch-hitter

BATTING	Age	G	PA	AB	R	H	2B	3B	HR	RBI	SB	CS	BB	SO	BA	OBP	SLG	OPS	TB	DP	HB	SH	SF
Blaze Alexander	22	92	389	339	60	74	16	3	10	38	17	4	44	126	.218	.316	.372	.688	126	7	5	0	1
Axel Andueza	22	79	307	282	37	77	10	1	2	31	10	4	21	44	.273	.326	.337	.663	95	9	2	0	2
Jorge Barrosa#	20	61	272	242	41	62	18	3	4	21	20	7	22	48	.256	.332	.405	.737	98	0	6	1	1
Spencer Brickhouse*	23	64	254	218	27	45	10	1	9	23	8	3	30	102	.206	.307	.385	.692	84	3	3	0	3
D.J. Burt	25	3	11	9	1	0	0	0	0	1	1	0	2	6	.000	.182	.000	.182	0	0	0	0	0
Dominic Canzone*	23	44	193	171	22	45	8	3	7	25	18	3	17	43	.263	.337	.468	.805	80	1	3	0	2
Corbin Carroll*	20	7	29	23	9	10	1	2	2	5	3	1	6	7	.435	.552	.913	1.465	21	0	0	0	0
Cam Coursey*	22	74	280	242	39	62	10	5	2	29	14	6	31	43	.256	.339	.364	.703	88	4	2	0	5
Jose Curpa	21	4	10	8	0	1	0	0	0	1	0	1	2	2	.125	.300	.125	.425	1	0	0	0	0
Nick Dalesandro	24	74	260	222	35	58	10	1	1	28	33	7	34	73	.261	.362	.329	.690	73	1	2	0	2
Eduardo Diaz	23	56	234	216	39	49	7	1	14	36	11	4	14	63	.227	.278	.463	.741	100	6	2	0	2
Tristin English	24	83	348	302	40	73	15	0	10	48	7	4	28	87	.242	.322	.391	.713	118	6	11	0	7
Elijah Greene*	23	12	40	36	2	6	1	0	0	5	0	1	4	18	.167	.250	.194	.444	7	1	0	0	0
Reece Hampton#	24	44	160	135	24	26	6	4	4	17	16	1	21	55	.193	.304	.385	.689	52	0	1	2	1
Alexander Hernandez	22	10	38	37	2	5	2	0	1	6	1	0	1	15	.135	.158	.270	.428	10	1	0	0	0
Tra Holmes	24	29	104	94	15	23	2	1	1	9	10	3	9	49	.245	.317	.319	.636	30	1	1	0	0
Carson Kelly	26	3	13	10	2	2	2	0	0	1	0	0	2	3	.200	.308	.400	.708	4	1	0	0	1
Buddy Kennedy	22	30	127	111	15	35	5	0	5	20	9	2	11	25	.315	.386	.496	.881	55	3	3	0	2
Ricky Martinez	23	31	105	95	10	14	2	1	2	12	10	1	4	46	.147	.219	.253	.472	24	1	5	0	1
Elian Miranda	22	15	50	40	5	7	0	1	0	5	1	4	10	10	.175	.340	.225	.565	9	0	0	0	0
Danny Oriente	23	10	39	34	4	11	1	1	0	3	0	1	4	8	.324	.410	.412	.822	14	0	1	0	0
Leodany Perez	21	79	271	238	23	51	6	1	0	22	24	4	28	72	.214	.306	.248	.554	59	0	4	0	1
Roman Ruiz	20	25	79	75	7	17	3	0	0	6	1	3	3	24	.227	.266	.267	.533	20	2	1	0	0
Ronny Simon#	21	20	88	82	8	19	6	0	2	11	6	1	3	20	.232	.273	.378	.651	31	1	2	0	1
Luvín Valbuena	22	8	20	19	1	3	0	0	0	0	0	0	1	9	.158	.200	.158	.358	3	2	0	0	0
A.J. Vukovich	19	30	124	121	13	36	4	2	3	20	6	3	3	28	.298	.315	.438	.753	53	4	0	0	0
Andy Yerzyz*	22	61	246	205	29	47	9	0	14	39	5	0	31	68	.229	.350	.478	.828	98	3	8	0	2
TOTALS	22.3	112	4091	3606	510	858	154	31	93	462	231	68	386	1094	.238	.320	.375	.695	1353	57	62	3	34
OPPONENTS		112	4168	3674	550	902	190	29	111	498	101	40	396	1074	.246	.324	.404	.728	1483	79	46	12	33

PITCHING	Age	W	L	W-L%	ERA	G	GS	GF	CG	SHO	SV	IP	H	R	ER	HR	BB	IBB	SO	HBP	BK	WP	WHIP
Mallon Arroyo	23	2	2	.500	5.18	21	0	15	0	0	5	24.1	26	16	14	5	4	0	25	0	0	4	1.233
Bobby Ay	24	0	1	.000	3.92	13	0	3	0	0	0	20.2	16	10	9	1	20	0	20	0	0	2	1.742
Kyle Backhus*	23	0	0	.000	5.79	2	2	0	0	0	0	9.1	10	6	6	0	2	0	9	0	0	0	1.286
Slade Cecconi	22	4	2	.667	4.12	12	12	0	0	0	0	59.0	53	28	27	5	20	0	63	5	0	2	1.237
Julio Frias	23	0	1	.000	4.60	11	0	4	0	0	1	15.2	10	10	8	1	16	0	17	3	0	4	1.660
Luis Frias	23	2	0	1.000	0.82	2	2	0	0	0	0	11.0	5	1	1	0	4	0	15	0	0	1	0.818
Liu Fuenmayor*	22	0	0	.000	1.56	11	0	5	0	0	4	17.1	15	3	3	2	2	0	27	1	0	1	0.981
Conor Grammes	23	0	2	.000	7.46	8	7	0	0	0	0	25.1	35	21	21	5	12	0	32	1	0	3	1.855
Hunter Haworth	24	2	1	.667	6.60	7	0	1	0	0	0	15.0	27	17	11	4	3	0	16	0	0	4	2.000
Kenny Hernandez*	23	3	3	.500	3.92	10	6	1	0	0	0	41.1	29	23	18	6	18	0	49	1	0	2	1.137
Yaramil Hiraldo	25	0	1	.000	4.13	19	0	15	0	0	9	24.0	19	13	11	2	14	0	25	0	0	4	1.375
Denson Hull*	24	0	3	.000	6.00	19	0	6	0	0	1	21.0	20	16	14	2	16	1	21	1	0	3	1.714
Drey Jameson	23	2	4	.333	3.92	13	12	0	1	0	0	64.1	60	31	28	9	18	0	77	4	1	3	1.212
Bryce Jarvis	23	1	2	.333	3.62	7	7	0	0	0	0	37.1	30	19	15	4	13	0	42	0	0	3	1.152
Joe Jones	25	0	2	.000	3.46	13	0	10	0	0	6	13.0	7	9	5	0	10	0	15	2	0	2	1.308
Tyler Jones	25	2	0	1.000	2.25	8	0	2	0	0	0	12.0	11	3	3	1	5	0	14	0	0	0	1.333
Justin Lewis	25	1	1	.500	2.40	9	0	5	0	0	1	15.0	10	5	4	2	6	0	11	1	1	0	1.067
Kai-Wei Lin	25	2	0	1.000	4.78	29	0	10	0	0	0	43.1	38	26	23	4	19	1	43	3	0	7	1.315
Josh McMinn	25	2	1	.667	12.67	9	2	0	0	0	0	16.1	25	24	23	2	16	0	20	3	0	1	2.510
Ryne Nelson	23	4	1	.800	2.52	8	8	0	0	0	0	39.1	21	11	11	3	14	0	59	3	0	1	0.890
Gerald Ogando	20	1	0	1.000	2.19	8	0	1	0	0	0	12.1	11	3	3	0	3	0	13	0	1	2	1.135
Brandon Pfaadt	22	5	4	.556	2.48	9	9	0	1	1	0	58.0	39	19	16	5	14	0	67	3	0	5	0.914
Austin Pope	22	1	0	1.000	2.55	8	0	0	0	0	0	17.2	15	7	5	0	3	0	18	1	0	0	1.019
Jake Rice*	23	0	0	.000	3.00	1	1	0	0	0	0	3.0	3	1	1	0	1	0	2	0	0	0	1.333
Wesley Rodriguez	24	1	4	.200	3.45	28	0	9	0	0	0	44.1	46	18	17	3	22	0	42	2	1	4	1.534
Jose Santamaria	22	1	0	1.000	6.75	2	0	0	0	0	0	2.2	2	3	2	1	1	0	1	0	0	0	1.125
Nick Snyder*	23	2	7	.222	4.24	34	0	11	0	0	5	40.1	29	23	19	5	34	0	45	2	1	2	1.562
Kyler Stout	26	0	4	.000	4.55	27	4	7	0	0	0	29.2	30	25	15	4	24	0	40	2	0	5	1.820
Mitchell Stumpo	25	0	0	.000	1.08	5	0	2	0	0	0	8.1	3	2	1	1	1	0	12	0	1	0	0.480
Collin Sullivan	23	2	2	.500	8.79	4	4	0	0	0	0	14.1	17	14	14	1	4	0	14	0	0	1	1.465
Matt Tabor	22	2	2	.500	3.00	4	3	0	0	0	0	24.0	18	10	8	2	6	0	23	2	0	0	1.000
Marcos Tineo	24	2	1	.667	3.04	4	4	0	0	0	0	23.2	21	10	8	3	8	0	21	1	0	7	1.225
Justin Vernia	25	4	5	.444	6.92	18	11	0	0	0	0	67.2	104	59	52	8	13	0	56	1	1	2	1.729
Blake Walston*	20	2	3	.400	4.13	11	11	0	0	0	0	52.1	52	33	24	12	16	0	57	1	0	2	1.299
Taylor Widener	26	0	0	.000	9.00	1	1	0	0	0	0	4.0	6	4	4	0	1	0	6	0	0	3	1.750
Blake Workman	23	2	0	1.000	3.74	10	0	3	0	0	2	21.2	21	11	9	3	5	0	28	3	2	1	1.200
Shumpei Yoshikawa	26	0	1	.000	6.20	6	6	0	0	0	0	20.1	18	16	14	5	8	0	29	0	0	3	1.279
TOTALS	23.6	52	60	.464	4.34	112	112	110	2	4	34	969.0	902	550	467	111	396	2	1074	46	9	84	1.340
OPPONENTS		60	52	.536	4.23	112	112	111	1	3	28	968.2	858	510	455	93	386	2	1094	62	10	71	1.284

FIELDING

FIRST BASE	G	PO	A	E	DP	Fld%
S. Brickhouse	49	322	10	4	36	.988
Axel Andueza	38	254	11	2	28	.993
Andy Yerzy	8	49	1	2	8	.962
Tristin English	7	47	1	2	2	.960
Buddy Kennedy	5	38	2	0	6	1.000
Elian Miranda	5	32	2	0	4	1.000
Dom Canzone	4	27	1	0	1	1.000

SECOND BASE	G	PO	A	E	DP	Fld%
Cam Coursey	57	93	129	7	41	.969
Ricky Martinez	16	24	24	1	7	.980
Leodany Perez	14	24	24	3	7	.941
Ronny Simon	14	9	27	3	6	.923
Roman Ruiz	8	13	13	0	6	1.000
Buddy Kennedy	4	2	10	1	1	.923
Jose Curpa	2	0	2	1	0	.667
A. Hernandez	2	3	5	0	2	1.000
D.J. Burt	1	1	2	0	1	1.000

SHORTSTOP	G	PO	A	E	DP	Fld%
Blaze Alexander	86	96	202	18	46	.943
Ricky Martinez	12	8	24	3	3	.914
Roman Ruiz	11	13	31	3	7	.936
Ronny Simon	6	4	13	2	2	.895

THIRD BASE	G	PO	A	E	DP	Fld%
Tristin English	52	38	66	6	6	.945
A.J. Vukovich	29	26	41	4	4	.944
Buddy Kennedy	16	10	31	4	3	.911
A. Hernandez	6	6	10	1	2	.941
Roman Ruiz	6	1	13	0	1	1.000
Cam Coursey	3	4	4	0	1	1.000
Ricky Martinez	2	2	1	0	0	1.000
D.J. Burt	1	2	0	0	0	1.000

CATCHER	G	PO	A	E	DP	Fld%	PB	SB	CS	CS%
Nick Dalesandro	57	508	36	5	3	.991	13	28	22	44%
Andy Yerzy	30	273	21	1	2	.997	6	25	11	31%
Axel Andueza	25	224	19	8	3	.968	5	42	6	13%
Luvin Valbuena	7	52	5	0	0	1.000	1	5	1	17%
Carson Kelly	2	20	0	0	0	1.000	1	1	0	0%

LEFT FIELD	G	PO	A	E	DP	Fld%
Eduardo Diaz	30	39	4	1	1	.977
Leodany Perez	27	39	1	1	0	.976
Reece Hampton	18	32	0	0	0	1.000
Dom Canzone	14	19	0	0	0	1.000
Tra Holmes	11	25	1	1	0	.963
Elijah Greene	7	13	0	1	0	.929
Nick Dalesandro	3	5	1	0	0	1.000
Tristin English	3	4	0	0	0	1.000
Danny Oriente	1	3	0	0	0	1.000

CENTER FIELD	G	PO	A	E	DP	Fld%
Jorge Barrosa	60	154	2	1	1	.994
Eduardo Diaz	15	34	1	3	0	.921
Tra Holmes	12	27	1	0	0	1.000
Leodany Perez	11	17	0	0	0	1.000
Corbin Carroll	7	19	1	1	0	.952
Reece Hampton	4	11	0	0	0	1.000
Dom Canzone	3	5	1	0	0	1.000
Elijah Greene	2	3	0	1	0	.750

RIGHT FIELD	G	PO	A	E	DP	Fld%
Leodany Perez	25	40	2	1	0	.977
Reece Hampton	20	33	2	2	1	.946
Dom Canzone	16	21	0	0	0	1.000
Nick Dalesandro	15	24	2	0	0	1.000
Tristin English	12	20	1	1	0	.955
Eduardo Diaz	7	17	1	0	0	1.000
Tra Holmes	7	14	0	0	0	1.000
Cam Coursey	5	13	0	1	0	.929
Elian Miranda	5	5	0	0	0	1.000
Danny Oriente	4	8	0	0	0	1.000
Elijah Greene	3	3	0	0	0	1.000
Jose Curpa	2	4	0	0	0	1.000

PITCHER	G	PO	A	E	DP	Fld%
Nick Snyder	34	1	3	0	0	1.000
Kai-Wei Lin	29	1	5	1	2	.857
W. Rodriguez	28	0	3	0	0	1.000
Kyler Stout	27	1	0	0	0	1.000
Mallon Arroyo	21	0	1	1	1	.500
Yaramil Hiraldo	19	0	1	0	0	1.000
Denson Hull	19	0	2	0	0	1.000
Justin Vernia	18	3	6	0	2	1.000
Bobby Ay	13	2	0	0	0	1.000
Drey Jameson	13	2	17	0	2	1.000
Joe Jones	13	0	0	1	0	.000
Slade Cecconi	12	2	7	0	1	1.000
Julio Frias	11	1	2	0	1	1.000
Liu Fuenmayor	11	1	2	0	1	1.000
Blake Walston	11	1	3	2	0	.667
K. Hernandez	10	0	7	0	0	1.000
Blake Workman	10	0	0	0	0	.000
Justin Lewis	9	2	2	0	0	1.000
Josh McMinn	9	0	1	0	0	1.000

2022

Had it going: Hillsboro was swept at home by Tri-City in the season-opening three-game series. Then, for the next 7½ weeks—from April 12–June 3—the Hops had the best record in the league (26-18), and they were tied for first place with 17 games remaining in the first-half playoff race. Alas, the Hops lost their next 10 games (a franchise record) and finished last in the half.

Shutout Shout-outs: The Hops were shut out a dozen times in 2022, 11 of them coming in the team's first 57 games (at which point they were second all of professional baseball in this dubious category).

Then they turned it around, getting shut out just once in their final 73 games. Before June 15th, they hit just .213, scored 3.7 runs per game, and slugged .317. After June 15th, they were among the league leaders, with a .249 batting average, 5.1 runs per game and a .403 slugging percentage.

Heir Jordan? **Jordan Lawlar**, whose respect for the game and quiet leadership have led some to compare him to Derek Jeter (in fact, Lawlar patterns his game after the Yankee great), was promoted from Low-A Visalia to High-A Hillsboro and made his debut on Independence Day. Lawlar—having just turned 20 years old, one of the younger players in the league—played in 30 games for Hillsboro. The sixth-overall pick in the 2021 draft, Lawlar hit .288 for the Hops, with 13 extra-base hits and 13 stolen bases, before being promoted to Double-A.

Okay, A.J.: Hops third baseman **A.J. Vukovich**, like Jordan Lawlar, was young for the Northwest League (he turned 21 on July 20th). Vukovich was remarkably consistent: his batting averages, by month, beginning with April: .261, .278, .265, .270, .286. (He was then 4-for-12 in three September games before a final-week promotion to Double-A.) He also set Hops' single-season franchise records for hits (116), home runs (15), doubles (26), RBIs (69) and total bases (191).

Dealin' from the Hill: Hops right-hander **Jamison Hill**, in his first full season of professional baseball, went 7-7 in 21 starts for the Hops, with a 4.38 ERA. On July 29th at Eugene, Hill broke the Hops' single-game record when he struck out 13 batters in a game at Eugene. He didn't allow a hit over 5.2 innings, and walked just two. (Alas, he didn't get a decision as the Emeralds scored three times in the bottom of the eighth to beat the Hops 5-4.)



A.J. Vukovich set Hops' single-season records in hits, doubles, home runs, RBIs and total bases

Walkoff City, U.S.A.: The Hops' reputation as the walkoff kings of the Northwest League continued in 2022. Hillsboro had five walkoff wins in April alone, matching July of 2018 for the most prolific month in franchise history. The Vancouver Canadians were the victims three times in a four-day span between April 27-30. Hillsboro ended the season with eight walkoff wins, and they have 48 in their nine-season history, five more than Eugene. (By contrast, the Hops fell via walkoff just twice in 2022, and they've been the victims of walkoff losses just 23 times in nine years, fewer than half of the total of their walkoff wins.)

Comebackers: On September 8 in Everett, the Hops had the second-biggest come-from-behind win in their nine seasons, erasing a seven-run deficit (7-0) entering the top of the sixth for an 8-7 win. Prior to that, on April 28 at home against Vancouver, they matched what is currently the third-biggest comeback, erasing a six-run deficit (6-0) in a 9-8, 10-inning win. They also had a couple of near-misses, including June 23, when they trailed 10-1 entering the bottom of the ninth. Hillsboro scored six times and had the tying run at the plate when Vancouver left fielder Mack Mueller came in to pitch and recorded a strikeout to end the game.

Hometown Hero: Outfielder **Tim Tawa** became the most prominent Portland-area native to play for the Hops. The former West Linn High School and Stanford star played in 58 games for the Hops before being promoted to Double-A. He hit .282 with eight home runs, and fielded a great center field. Twice on the road—at Spokane on April 23, and at Everett on May 19—he hit the first pitch of a game for a home run. Remarkably, both times it would be the only run Hillsboro would score in the game.

2022 Game-By-Game Results and Notes (page 1 of 2)

		HOPS				OPPONENT				GB/											
OPP	W/L	SCORE	R	H	E	L	R	H	E	L	REC	POS	GA	WINNER	LOSER	SAVE	TIME	ATT	NOTES		
4/08	T-C	L 4-5	4	5	0	8	5	7	0	8	0-1	T4	-1.0	D. Donovan	A. Pope*	E. Guzman	3:02	3,397	Hops issue 6bb (3 score), go 0x10 risp.		
4/09	T-C	L 3-6	3	3	2	5	6	6	1	8	0-2	6	-2.0	N. Jones	H. Fisher*	B. Dufault	3:03	1,556	Hops lead 3-1, in T8: 2bb,hbp. 3 soft 1b=5r.		
4/10	T-C	L 0-3	0	4	0	11	3	9	0	3	0-3	6	-3.0	D. King	M. Tineo*	N. Burns	2:31	1,556	Hops 0x10 RISP, 1x21 RISP in series		
4/12	Evt	W 4-3	4	7	1	7	3	12	5	10	1-3	5	-3.0	J. Rice*	J. Bayless		3:00	851	Coursey 2B in B9 = walkoff on frigid night.		
4/13	Evt	W 8-2	8	13	1	9	2	4	1	9	2-3	5	-2.0	H. Fisher*	B. Pall		3:01	847	6-r B7 snaps 2-2 tie; Evt 2x19 RISP in ser.		
4/14	Evt	L 0-5	0	5	0	8	5	11	0	12	2-4	T5	-2.5	I. Campbell	J. Hill	E. Johnson	2:53	861	1st-ever IPHR vs. Hops (by Noelvi Marte).		
4/15	Evt	W 2-1	2	5	0	7	1	5	0	3	3-4	4	-2.0	J. Frias*	B. McGuigan		2:18	1,439	Vukovich 1b in B8 scores Bliss; Hops P Obb.		
4/16	Evt	W 3-2(10)	3	6	0	5	2	2	0	8	4-4	4	-1.5	A. Pope*	K. Hill		2:43e	1,376	Curpa 1B B10 = 2nd walkoff of yr; Evt just 2h.		
4/17	Evt	W 13-1	13	12	0	4	1	3	1	4	5-4	2	-1.5	L. Albright	J. Joyce		2:03	1,363	Tawa 4x5, Hops W5 in series 1st x at High-A.		
4/19	@Spo	L 5-7	5	9	1	4	7	12	0	6	5-5	4	-1.5	A. Kitchen	J. Frias*	S. Lackey	2:14	1,422	Hops tie franchise record w/4HR in loss		
4/20	@Spo	L 0-2	0	6	0	5	2	10	0	8	5-6	T4	-2.0	M. Ruff	R. Carver	L. Taggart	2:02	1,697	Hops shut out for 3rd time in 11g this yr		
4/21	@Spo	W 6-5	6	9	1	7	5	5	1	4	6-6	4	-1.5	J. Rice*	S. Lackey		2:32	1,523	Down 5-2 into T7; Vukovich 4sb ties team rec		
4/22	@Spo	L 3-7	3	6	2	3	7	8	0	10	6-7	T3	-3.0	W. Ethridge	H. Fisher*		2:15	2,852	Spo 5 in B7 to erase 3-2 deficit		
4/23	@Spo	L 1-3	1	3	1	5	3	7	1	3	6-8	5	-3.0	J. Rock	D. Olivero	L. Taggart	1:53	3,505	Hops just 3h; shortest gm franch hist by 6 min		
4/24	@Spo	W 11-9	11	15	0	8	9	11	1	3	7-8	T4	-2.0	A. Saalfrank*	T. Propst	A. Pope	2:37	2,192	Down 5-2 & 7-6, Hops rally for win		
4/26	Van	L 0-6	0	3	2	10	6	7	1	5	7-9	5	-3.0	S. Robberse	S. Randall		2:20	921	Hops 0x7 risp, shut out 4th time in 16g.		
4/27	Van	W 7-6 (11)	7	12	1	12	6	8	3	9	8-9	5	-2.0	A. Pope*	W. McAffer		3:13e	1,080	Vuk. rbi grounder wins it; Pope 0r T10 & T11.		
4/28	Van	W 9-8 (10)	9	10	2	10	8	8	2	11	9-9	T4	-1.0	J. Rice*	J. Concepcion		3:29e	1,228	Down 6-0 to B4; BLBB in B9 to tie, W on Mueller E9.		
4/29	Van	Rained out																	Cancelled at 2PM, rains hard during game window		
4/30	Van-1	W 5-0 (7)	5	6	0	6	0	4	3	7	10-9	T2	-0.5	B. Walston	C. Dallas		1:42s	-----	Hops 3UER; Walston 5ip, 2h, 1bb, 10k.		
4/30	Van-2	W 2-1 (8)	2	4	0	5	1	4	0	3	11-9	T1	----	A. Pope*	T. Ruwe		1:54se	2,055	Curpa 2B in B8 5th walkoff of month!.		
5/01	Van	L 0-7	0	1	2	1	7	10	0	8	11-10	T2	-0.5	T. Palmer	L. Albright	A. Melean	2:17	1,629	Hops new franchise-low 1 hit; 5th x shut out.		
5/04	@Eug	L 6-7	6	11	0	7	7	5	0	4	11-11	T3	-1.5	B. Crawford	K. Backhus*	N. Avila	2:20	2,008	Hops lose 4-0 lead; Eug 4hr; Hops 2r in T9, fall short.		
5/05	@Eug	Rained out																			
5/06	@Eug	L 0-1	0	4	0	8	1	1	0	6	11-12	T4	-2.5	B. Standlee	J. Frias*	N. Avila	2:16	783	1b in B8 only hit for Eug, doesn't factor in run		
5/07	@Eug-1	W 3-2	3	6	0	3	2	8	2	8	12-12	T3	-2.0	H. Fisher*	N. Morreale	A. Pope	1:52s	-----	Brickhouse 2-out 2b in 7 scores go-ahead run		
5/07	@Eug-2	W 4-3	4	8	0	6	3	6	0	6	13-12	T2	-1.5	M. Tineo*	R. Rodriguez	J. Rice	2:10s	2,027	2nd DHDR sweep in 8 days; Miranda HR & 2B		
5/08	@Eug	L 5-10 (8)	5	5	2	8	10	9	1	6	13-13	4	-2.5	J. Wong	B. Ay*		2:30r	959	Hops lead 4-0 to B6; rained out after T8		
5/10	Spo	W 5-0	5	7	0	2	0	4	2	5	14-13	T3	-1.5	S. Randall	M. Ruff		1:42	1,017	Randall Tip, 4hr, 0r, fastest gm Hops hist. by 11 min.		
5/11	Spo	L 0-10	0	1	3	8	10	8	1	8	14-14	4	-2.5	T. Locey	M. Tineo		2:42	1,107	7th time shut out; 2nd time in 8g just 1 hit.		
5/12	Spo	Rained out																			
5/13	Spo	W 4-1 (7)	4	5	1	2	1	3	2	2	15-14	3	-1.5	R. Carver	E. Shawver		1:46r	1,654	Carver rain-shortened 7-inn CG, 1bb, 10k.		
5/14	Spo-1	W 4-0 (7)	4	4	1	6	0	2	2	5	16-14	3	-1.0	J. Hill	J. Rock		1:46s	-----	All Hops runs unearned; Jamison Hill 5ip, 1h.		
5/14	Spo-2	W 2-1 (7)	2	5	0	3	1	3	2	3	17-14	T1	----	L. Albright	W. Ethridge		1:30s	3,115	Luke Albright 6ip, 3h, 1r...3rd str. Sat. DH sweep.		
5/15	Spo	W 3-2 (10)	3	9	1	6	2	5	0	9	18-14	T1	----	L. Fuenmayor*	L. Taggart		2:27	2,650	Fuenmayor 0r in T10, Enriquez 1b & Vukov. SF B10.		
5/17	@Evt	ppd-Covid 19										1	+0.5								
5/18	@Evt	L 2-3	2	2	1	5	3	7	1	11	18-15	T1	----	J. Bayless	J. Frias*	K. Hill	2:30	1,099	Two BB in B7 lead to tying & go-ahead runs		
5/19	@Evt	L 1-6	1	5	1	8	6	6	0	5	18-16	T3	-0.5	J. Mercedes	J. Hill		2:14	768	2nd time Tawa HR 1st pitch of gm is only Hops run		
5/20	@Evt	L 5-7	5	5	2	9	7	9	3	7	18-17	4	-1.0	B. Perez	L. Fuenmayor*	L. Hunter	2:29	1,578	Andy Thomas 2-r HR in B7 snaps 5-5 tie		
5/21	@Evt	L 4-9	4	10	1	11	9	10	0	5	18-18	T4	-2.0	M. Mokma	K. Hernandez		2:29	2,388	Everett 3-run innings in 4th and 5th		
5/22	@Evt	L 3-8	3	7	0	7	8	9	0	6	18-19	5	-3.0	B. Miller	M. Tineo		2:22	2,349	Hops, short-handed all series by Covid, get swept		
5/24	Van	W 3-2	3	4	0	2	2	4	0	4	19-19	T3	-3.0	J. Alcantara*	J. Burnette		1:56	1,203	Down 2-0, 1 out B9, Tawa 3-r 2b; 7th walkoff.		
5/25	Van	W 12-8	12	13	2	10	8	11	3	10	20-19	2	-3.0	L. Fuenmayor*	C. Dallas		2:52	1,272	English, Brickhouse 3-r HRs; Hops build 12-0 lead.		
5/26	Van	W 4-3	4	6	0	5	3	8	1	8	21-19	2	-2.0	L. Albright	Y. Zulueta	K. Backhus	2:21	1,186	Van 2nd & 3rd w/o out T9, Backhus K's 3.		
5/27	Van	L 2-4	2	2	0	8	4	6	1	5	21-20	3	-3.0	J. Concepcion	A. Saalfrank*	J. Burnette	2:29	1,852	Hops led 2-0 to T9; Miguel Hiraldo 3-r double.		
5/28	Van	W 6-5	6	7	1	5	5	10	0	9	22-20	T2	-2.5	K. Backhus*	N. Paulino		2:29	1,581	Van. 4r in T8; Brickhouse 3-r HR in B8.		
5/29	Van	L 0-2	0	3	1	5	2	4	0	5	22-21	3	-2.0	A. Melean	M. Tineo	T. Ruwe	2:16	1,942	Hops 0x6 RISP, 8th time shut out.		
5/31	@T-C	W 4-3	4	7	4	6	3	6	2	10	23-21	3	-1.0	A. Saalfrank*	A. Seminaris	L. Fuenmayor	2:37	1,006	Tawa two 2-out RBI hits, drives in three		
6/01	@T-C	W 14-3	14	19	0	10	3	4	3	4	24-21	3	-1.0	S. Randall	N. Mondak		2:28	1,021	14 runs and 19 hits most since 2017		
6/02	@T-C	W 3-2 (11)	3	13	0	10	2	7	0	12	25-21	T1	----	L. Fuenmayor*	Z. Kristofak		2:57e	1,353	6-0 in extra-inning games, Tied for 1st Pl		
6/03	@T-C	W 10-4	10	16	0	9	4	9	2	5	26-21	T1	----	K. Hernandez	R. Pina		2:24	2,609	16 more hits, 48 total over last three games		
6/04	@T-C	L 3-9	3	11	1	8	9	13	0	6	26-22	2	-1.5	R. Costeiu	R. Carver	B. Dufault	2:35	2,440	Carver roughed up, four-game W streak snapped		
6/05	@T-C	L 0-3	0	5	0	7	3	8	0	7	26-23	3	-1.5	J. Smith	J. Hill	D. Donovan	2:18	1,164	English records fifth two-hit game of series		
6/07	Evt	L 1-7	1	6	0	7	7	13	0	8	26-24	3	-2.5	L. Hunter Jr.	S. Randall		2:35	1,523	Everett 3 HR, 2 by Daniel Gomez		
6/08	Evt	L 4-8	4	9	4	4	8	9	0	10	26-25	3	-3.5	F. Vizarreal	L. Albright		2:41	1,504	Hops 4 errors, Ryan Bliss 2 doubles		
6/09	Evt	L 2-4	2	5	0	6	4	6	0	7	26-26	3	-4.5	L. Curvelo	H. Fisher*		2:22	1,948	Castillo HR in return, 5sb by Hops		
6/10	Evt	L 3-9	3	4	1	11	9	6	1	7	26-27	T3	-5.5	J. Bayless	R. Carver		3:10	1,418	Hops lose 9th straight vs Frogs, 6 run 6th		
6/11	Evt	L 2-5	2	4	1	3	5	9	0	12	26-28	3	-5.5	B. Townsend	J. Hill	I. Campbell	2:45	2,815	Hops pitchers strike out 12, 10th straight L to Everett.		
6/12	Evt	L 0-																			

2022 Game-By-Game Results and Notes (page 2 of 2)

				HOPS			OPPONENT			GB/												
	OPP	W/L	SCORE	R	H	E	L	R	H	E	L	REC	POS	GA	WINNER	LOSER	SAVE	TIME	ATT	NOTES		
7/12	@Van	L	3-10	3	4	2	5	10	11	1	7	8-8	T3	-1.5	S. Wymer	S. Randall	J. Concepcion	2:45	4,921	2-2 tie to B6, Van 8r over next 3 inn.		
7/13	@Van	L	2-4	2	4	1	4	4	7	0	8	8-9	T4	-2.5	S. Robberse	L. Albright	J. Kelly	2:22	4,120	Pitch-clock strike 3 on Jarrod Watkins ends gm.		
7/14	@Van	L	6-7	6	6	1	5	7	7	2	9	8-10	5	-3.5	J. Nunez	C. Montes De Oca*		2:39	6,121	Hops 5 in T9 to tie; MDO hits 1st 3 batters of B9.		
7/15	@Van	L	1-2	1	5	2	10	2	3	0	8	8-11	5	-4.5	S. Wymer	R. Carver	J. Concepcion	2:30	6,413	Vanc 2 in B1 on 3bb,hbp,2e; Hops 1x10 risp.		
7/16	@Van	L	2-12	2	7	0	8	12	11	2	12	8-12	T5	-5.5	J. Kelly	J. Santamaria*		3:03	6,413	Leo Jimenez 2 3B, HR; Hops issue 11BB.		
7/17	@Van	L	2-8	2	3	1	5	8	9	0	9	8-13	T5	-6.5	A. Mendoza	S. Randall		2:29	6,413	Dom Palmegiani slam; Series: Van 43r, Hops 16.		
7/22	T-C	W	6-1	6	8	0	3	1	2	3	8	9-13	5	-6.5	L. Albright	Z. Kristofac		2:14	3,483	Patiño HR in 1st Hops AB, De Los Santos 2x4.		
7/23	T-C	L	2-3(11)	2	5	2	7	3	7	1	8	9-14	T5	-6.5	G. Albanese	K. Backhus*	K. Molnar	2:22	3,740	First x-inn loss (now 6-1), 1st run allowed in x inn.		
7/24	T-C	W	14-5	14	16	1	5	5	8	0	7	10-14	5	-6.5	J. Hill	B. Killam		2:43	5,273	Bliss slam highlights 8-r B5.		
7/26	@Eug	L	4-5	4	7	0	8	5	9	2	6	10-15	5	-6.5	N. Morreale	A. Short*	J. Sanchez	2:25	2,016	Eug 1 in 6th to tie, 1 in 7th for 5-4 lead		
7/27	@Eug	L	4-5	4	9	1	6	5	5	1	7	10-16	5	-6.5	A. Adames	L. Albright	E. Gates	2:21	1,719	Eug 5r in B3; Hops 2 in 7th, 2 in 8th		
7/28	@Eug	W	8-4	8	11	0	9	4	7	1	6	11-16	5	-5.5	D. Larsen*	J. Wong		2:46	2,684	Hops steal 6 bases, Roberts 3 RBIs		
7/29	@Eug	L	4-5	4	6	1	1	5	3	0	4	11-17	5	-6.5	B. Crawford	J. Mieses*	J. Sanchez	2:08	2,085	Jamison Hill franch. rec. 13k in no-decision		
7/30	@Eug	L	4-10	4	7	0	12	10	9	1	8	11-18	5	-7.0	A. Adames	Y. Diaz		2:48	1,997	Eug 9-run B3 includes Vaun Brown slam		
7/31	@Eug	L	1-9	1	7	0	6	9	12	0	8	11-19	T5	-8.0	B. Standlee	S. Randall		2:08	2,563	Jimmy Glowne 2nd Eug slam in 2 days		
8/02	@Evt	L	3-8	3	7	2	7	8	10	0	13	11-20	6	-9.0	B. Woo	L. Albright		2:39	1,955	Everett led 4-3 to B8, scored 4 times.		
8/03	@Evt	W	6-5	6	5	1	3	5	5	0	5	12-20	6	-8.0	J. Mieses*	M. Roberts	K. Backhus	2:43	2,002	Vuk. 3-r HR, Roberson 2-r B2, 1st W vEvt in 13g.		
8/04	@Evt	W	6-2	6	11	1	4	2	7	1	10	13-20	5	-8.0	J. Hill	J. Joyce		2:28	1,760	Bliss 3x5 w/HR, 3r; Hill 6ip, 6h, 3bb, 8k.		
8/05	@Evt	W	9-4	9	10	1	4	4	7	1	10	14-20	5	-7.5	J. Goddard*	J. Jackson		2:38	3,499	Hops 6r in T1 incl Jordan Lawlar 3-r HR.		
8/06	@Evt	W	13-2	13	18	0	8	2	7	1	7	15-20	5	-7.5	S. Randall	J. Mercedes		2:41	4,398	De Los Santos & Vukovich each 4x5		
8/07	@Evt	W	14-11	14	16	2	10	11	11	3	7	16-20	5	-7.5	G. Ogando*	T. Elliott	C. Montes De Oca	3:09	3,449	Lawlar 4x6; Hops 11hr ser., most ever over 6g-stretch		
8/09	Spo	L	4-10	4	8	3	6	10	10	1	6	16-21	5	-7.5	R. Widell	A. Short		2:33	2,370	Spo 4 in T1, never trail; Hops HR 10th str gm.		
8/10	Spo	L	4-5	4	6	1	7	5	10	2	7	16-22	5	-8.0	A. McKillican	J. Martinez*	B. Goldsberry	2:35	2,757	w/2 on, Roberts drive to RC caught to end game.		
8/11	Spo	L	4-5	4	10	1	7	5	8	0	6	16-23	5	-9.0	B. Johnson	J. Mieses*	A. Bido	2:28	2,234	2nd str gm E1 on throw to 3rd in T7 is difference.		
8/12	Spo	W	8-1	8	10	1	6	1	4	0	5	17-23	5	-9.0	S. Randall	A. Quezada		2:13	5,110	Randall 7.2 strong w/sellout crowd & TV audience.		
8/13	Spo	L	4-9	4	10	1	9	9	13	0	7	17-24	5	-10.0	J. Mejia	L. Albright		2:47	3,485	Spo 5 in 2nd off Albright incl Restituyo 3-r HR.		
8/14	Spo	W	5-1	5	8	2	7	9	1	1	5	18-24	5	-9.0	A. Short*	M. Green	J. Martinez	2:09	3,027	Patrick, Short & Martinez: 5th 1-hitter Hops hist.		
8/16	Eug	L	1-9	1	4	1	4	9	10	0	5	18-25	5	-10.0	L. Roupp	J. Hill		2:18	2,649	Jimmy Glowne 3-r HR in T2 gets Ems started.		
8/17	Eug	W	5-3	5	5	0	5	3	6	1	7	19-25	T4	-9.0	G. Ogando*	M. Olsen	C. Montes De Oca	2:19	2,174	Hops 2 in B6 to tie, 2 in B7 for lead		
8/18	Eug	W	10-1	10	12	0	6	1	6	2	7	20-25	4	-8.0	S. Randall	M. Black		2:16	2,009	De Los Santos, Roberts & Vukovich all HR		
8/19	Eug	L	1-5	1	7	0	11	5	8	0	6	20-26	4	-9.0	B. Crawford	L. Albright		2:34	3,651	Marco Luciano grand slam in T3		
8/20	Eug	W	5-2	5	7	0	3	2	8	1	6	21-26	4	-8.0	C. Patrick	C. Seymour	A. Short	1:56	3,363	De Los Santos 6th-inn 3-r HR snaps 2-2 tie		
8/21	Eug	L	3-8	3	6	0	5	8	4	0	3	21-27	T4	-9.0	N. Zwack	J. Hill		2:32	3,068	Luis Matos clubs 4th Ems slam off Hops this yr		
8/23	@Van	L	3-4	3	5	0	6	4	12	0	11	21-28	5	-10.0	M. Svanson	J. Martinez*	C. Cooke	2:26	6,306	Andres Sosa 2-r HR in B6 is difference		
8/24	@Van	W	9-5	9	10	0	5	5	8	1	6	22-28	T4	-10.0	S. Randall	M. Dominguez	J. Alcantara	2:44	6,368	Caleb Roberts 2HR; Bliss 3-r H T9 breaks game open		
8/25	@Van	L	9-10	9	12	0	6	10	6	0	0	22-29	T4	-10.0	M. Fluharty	C. Grammes*	T. Watson	2:43	6,413	Grammes BB, HBP & balk in 2-r B7		
8/26	@Van	L	3-5	3	7	1	6	5	8	1	7	22-30	5	-11.0	S. Ryan	C. Sullivan*	C. Cooke	2:25	6,413	Sullivan 2BB to begin B6 leads to 2r & 5-3 score		
8/27	@Van	W	7-1	7	9	0	9	1	6	2	11	23-30	5	-10.0	J. Martinez*	D. Santos		2:49	6,413	Vukovich & Castillo BTB HR in 4-r T1		
8/28	@Van	W	4-3	4	8	0	6	3	8	1	7	24-30	5	-9.0	M. Tineo*	M. Fluharty	D. Larsen	2:28	6,413	Vuk. HR 4th str gm; Ortiz 1B T8 scores go-ahead run		
8/30	T-C	W	5-4	5	10	0	11	4	10	2	8	25-30	T4	-9.0	J. Alcantara*	I. Armstrong		2:43	2,195	Down 4-3 w/2 out, 0 on B9; Del Castillo walkoff hit.		
8/31	T-C	W	6-3	6	11	1	5	3	6	0	6	26-30	T3	-9.0	C. Patrick	B. Olthoff	C. Montes De Oca	2:17	2,391	Chad Patrick 9k; Channy Ortiz 2nd HR.		
9/01	T-C	L	2-4	2	6	2	6	4	9	0	9	26-31	T4	-9.0	J. Salvador	A. Short	N. Burns	2:21	3,136	Vuk. sets franch. Rec w/15th HR; Hops eliminated.		
9/02	T-C	L	5-9	5	7	1	3	9	12	1	9	26-32	T4	-10.0	J. Swanda	M. Tineo		2:34	3,801	Hops 4r in B1, but sloppy pitching leads to loss.		
9/03	T-C	W	6-4	6	6	0	10	4	6	2	9	27-32	T3	-10.0	C. Grammes*	H. Seig	C. Montes De Oca	2:34	3,380	Hops 3 in B8, two on double by Coursey.		
9/04	T-C	L	5-6(11)	5	9	2	6	6	9	1	10	27-33	4	-11.0	D. Donovan	C. Sullivan*		2:50	2,938	Hops 3 in B10 on 2b by Malave & Logan, lose in 11th		
9/06	@Evt	L	4-5	4	5	1	7	5	4	1	8	27-34	T5	-12.0	M. Willrodt	D. Larsen*		2:30	819	w/2 out & 0 on in B9, Larsen 2bb, Perez 3-r HR.		
9/07	@Evt	W	8-4	8	9	1	7	4	11	1	11	28-34	4	-11.0	J. Goddard*	K. Nunez		2:46	1,374	Hops 5 xbb, 7 sb; Channy Ortiz key 2-r 3B.		
9/08	@Evt	W	8-7	8	9	0	7	7	9	1	8	29-34	T3	-11.0	H. Fisher*	J. Benitez		2:54	1,139	Castillo slam; 2nd-biggest comeback ever (down 7-0).		
9/09	@Evt	W	4-2	4	7	2	7	2	6	1	10	30-34	3	-11.0	C. Sullivan*	B. Martinez	C. Montes De Oca	2:29	1,425	Down 2-0 in T7, Del Castillo hits 3-r 2B.		
9/10	@Evt	L	8-9	8	11	0	7	9	13	2	12	30-35	T3	-12.0	J. Mercedes	L. Albright	J. Benitez	2:49	3,298	Down 9-3 to T8, rally falls just short.		
9/11	@Evt	W	8-5	8	10	0	12	5	10	1	8	31-35	3	-12.0	C. Patrick	B. Woo		2:59	3,005	Roberson (2hr) 1st PHHR Hops history.		

2022 Statistics

* = Left-handed hitter or pitcher # = Switch-hitter

BATTING	Age	G	PA	AB	R	H	2B	3B	HR	RBI	SB	CS	BB	SO	BA	OBP	SLG	OPS	TB	GDP	HB	SH	SF
Axel Andueza	23	12	47	40	9	6	1	0	0	3	1	0	6	11	.150	.277	.175	.452	7	0	1	0	0
Jorge Barrosa#	21	10	43	40	5	12	3	0	1	6	4	1	2	5	.300	.349	.450	.799	18	0	1	0	0
Ryan Bliss	22	110	484	426	68	91	19	3	10	37	31	12	43	118	.214	.298	.343	.641	146	5	10	1	4
Spencer Brickhouse*	24	24	85	80	8	15	3	0	4	10	0	0	4	34	.188	.235	.375	.610	30	2	1	0	0
Neyfy Castillo	21	82	344	309	35	77	13	2	11	29	15	9	31	115	.249	.326	.411	.737	127	5	4	0	0
Sheng-Ping Chen*	21	9	39	33	10	12	2	0	1	7	3	0	5	4	.364	.462	.515	.977	17	1	1	0	0
Cam Coursey*	23	71	261	212	31	53	12	1	1	25	3	4	42	43	.250	.379	.330	.710	70	3	4	0	3
Dairon Cuevas#	20	2	8	7	0	0	0	0	0	0	0	0	1	6	.000	.125	.000	.125	0	0	0	0	0
Jose Curpa	22	33	104	80	13	18	2	1	1	11	5	2	18	27	.225	.404	.313	.716	25	2	6	0	0
Josh Day	22	4	19	17	1	4	1	0	0	2	1	0	1	5	.235	.263	.294	.557	5	1	0	0	1
Deyvison De Los Santos	19	38	166	158	24	44	9	0	9	33	1	0	7	54	.279	.307	.506	.814	80	3	0	0	1
Adrian Del Castillo*	22	77	324	286	30	57	17	2	7	30	5	0	31	70	.199	.287	.346	.633	99	3	5	0	2
Tristin English	25	42	166	153	23	40	6	1	6	20	1	1	9	39	.261	.313	.431	.745	66	3	3	0	1
Roby Enriquez*	25	15	53	46	6	9	0	0	1	2	0	0	4	10	.196	.302	.261	.563	12	0	3	0	0
Jordan Lawlar	19	30	130	111	31	32	8	2	3	17	13	1	16	33	.288	.385	.478	.862	53	0	2	0	1
Lyle Lin	25	37	138	126	10	23	3	0	0	13	0	0	9	30	.183	.246	.206	.453	26	4	2	0	1
Gavin Logan*	22	11	43	34	2	8	3	0	0	7	1	0	8	11	.235	.372	.324	.696	11	2	0	0	1
Ramires Malave	21	47	175	157	23	30	10	0	3	9	1	1	16	64	.191	.269	.312	.581	49	1	1	0	1
Gary Mattis	24	16	54	51	6	12	4	0	1	4	4	0	2	15	.235	.278	.373	.650	19	0	1	0	0
Elián Miranda	23	24	74	69	7	9	3	0	2	9	1	0	2	21	.130	.176	.261	.437	18	2	2	0	1
Shane Muntz	23	21	72	62	5	6	3	0	0	4	1	0	7	17	.097	.194	.145	.340	9	0	1	0	2
Danny Oriente	24	58	226	194	20	45	6	0	1	31	9	4	23	35	.232	.323	.278	.601	54	6	5	0	4
Channy Ortiz#	23	66	235	201	24	45	10	2	2	17	5	4	25	52	.224	.322	.323	.645	65	4	5	2	2
Wilderd Patino	20	19	80	73	14	21	5	0	1	11	13	2	4	25	.288	.342	.397	.739	29	0	2	1	0
Elvis Peralta*	25	3	10	10	0	2	1	0	0	0	0	1	0	3	.200	.200	.300	.500	3	1	0	0	0
Leodany Perez	22	6	13	11	1	2	1	0	0	2	1	0	2	5	.182	.308	.273	.580	3	0	0	0	0
Jacen Roberson*	22	18	63	57	7	10	2	0	2	6	3	0	5	32	.175	.254	.316	.570	18	2	1	0	0
Caleb Roberts*	22	111	465	389	57	91	24	3	9	55	17	5	60	127	.234	.353	.381	.733	148	6	13	0	3
Fox Semones	24	32	95	86	14	20	4	0	3	18	6	0	6	39	.233	.283	.384	.666	33	0	0	3	0
Tim Tawa	23	58	247	213	32	60	8	1	8	30	8	4	31	36	.282	.377	.441	.818	94	3	2	0	1
A.J. Vukovich	20	106	448	424	55	116	26	2	15	69	35	4	18	105	.274	.308	.451	.759	191	12	4	0	2
Jarrod Watkins*	25	33	136	115	15	29	7	1	1	13	5	1	14	26	.252	.360	.357	.717	41	0	6	0	1
TOTALS	22.2	130	4847	4270	586	999	216	21	103	530	193	56	452	1217	.234	.318	.367	.684	1566	71	86	7	32
OPPONENTS		130	4931	4205	620	958	212	54	107	558	147	31	559	1318	.228	.330	.380	.710	1599	77	103	15	44

PITCHING	Age	W	L	W-L%	ERA	G	GS	GF	CG	SHO	SV	IP	H	R	ER	HR	BB	IBB	SO	HBP	BK	WP	WHIP
Luke Albright	22	6	10	.375	5.49	26	26	0	0	0	0	123.0	125	80	75	17	56	0	130	9	1	13	1.47
Jose Alcantara	22	2	0	1.000	2.97	29	0	17	0	0	1	36.1	29	15	12	3	15	0	39	3	0	1	1.21
Bobby Ay	25	0	1	.000	7.36	22	0	6	0	0	0	22.0	11	22	18	1	28	0	25	9	0	8	1.77
Kyle Backhus*	24	1	3	.250	3.00	29	0	12	0	0	3	39.0	36	15	13	1	18	1	61	2	0	0	1.39
Zach Barnes	23	0	0	.000	6.75	1	0	0	0	0	0	1.1	1	1	1	0	2	0	2	0	0	1	2.25
Ross Carver	22	2	5	.286	3.10	15	15	0	1	0	0	81.1	55	33	28	8	27	0	97	7	1	5	1.01
Yilber Diaz	21	0	1	.000	4.85	8	8	0	0	0	0	29.2	22	18	16	1	17	0	29	5	1	4	1.32
Hugh Fisher*	23	3	5	.375	8.01	39	0	8	0	0	0	39.1	39	41	35	4	32	0	52	15	2	9	1.81
Julio Frias*	24	1	3	.250	7.54	23	0	1	0	0	0	22.2	12	22	19	1	36	0	30	7	0	11	2.12
Liu Fuenmayor*	23	3	1	.750	2.57	16	0	8	0	0	1	21.0	16	6	6	1	5	0	24	1	0	2	1.00
Jackson Goddard	25	2	0	1.000	4.09	20	1	3	0	0	0	22.0	26	14	10	2	16	0	26	0	1	2	1.91
Conor Grammes	24	1	1	.500	8.50	12	0	1	0	0	0	18.0	14	20	17	2	13	0	33	8	2	8	1.50
Kenny Hernandez*	24	2	2	.500	2.86	9	8	0	0	0	0	50.1	43	17	16	3	16	0	39	2	1	1	1.17
Jamison Hill	23	7	7	.500	4.35	21	21	0	0	0	0	103.1	82	56	50	9	46	0	115	7	0	12	1.24
Dillon Larsen*	23	1	1	.500	4.30	22	0	7	0	0	1	29.1	21	14	14	3	24	0	36	2	0	5	1.53
Justin Martinez	20	1	2	.333	2.67	13	0	2	0	0	1	27.0	21	10	8	1	14	0	44	1	1	2	1.30
Junior Mieses	22	1	2	.333	6.06	11	0	3	0	0	0	16.1	10	12	11	3	15	0	23	1	0	3	1.53
Christian Montes De Oca	22	0	3	.000	3.42	24	0	20	0	0	9	26.1	25	11	10	3	9	0	43	4	1	4	1.29
Gerald Ogando	21	3	1	.750	3.62	19	0	6	0	0	0	27.1	21	11	11	3	9	0	27	0	0	2	1.10
Deyni Olivero	24	0	1	.000	2.60	3	3	0	0	0	0	17.1	10	5	5	0	4	0	14	0	0	1	0.81
Chad Patrick	23	3	0	1.000	3.77	6	6	0	0	0	0	28.2	26	14	12	1	10	0	30	0	0	1	1.26
Austin Pope	23	3	1	.750	1.35	11	0	10	0	0	3	13.1	8	2	2	1	2	0	15	1	0	0	0.75
Scott Randall	23	6	7	.462	3.82	21	21	0	0	0	0	108.1	101	46	46	14	25	0	104	5	1	1	1.16
Jake Rice*	24	3	0	1.000	2.57	11	0	6	0	0	1	14.0	8	4	4	0	6	0	21	1	0	0	1.00
Andrew Saalfank*	24	3	2	.600	2.95	25	0	3	0	0	0	39.2	32	19	13	2	18	0	53	3	0	6	1.26
Jose Santamaria	23	0	1	.000	6.19	21	0	5	0	0	0	32.0	36	26	22	7	18	1	23	0	3	4	1.69
Avery Short*	21	1	3	.250	4.68	10	6	1	0	0	1	25.0	24	14	13	4	16	0	29	1	0	2	1.60
Listher Sosa	20	0	0	.000	5.40	2	0	0	0	0	0	5.0	5	3	3	0	1	0	7	2	0	1	1.20
Collin Sullivan	24	1	2	.333	7.71	14	0	4	0	0	0	16.1	19	15	14	6	13	0	24	1	0	3	1.96
Brent Teller	25	1	0	1.000	3.60	1	1	0	0	0	0	5.0	3	2	2	0	1	0	4	1	0	0	0.80
Marcos Tineo	25	2	5	.286	5.65	33	10	6	0	0	0	71.2	64	47	45	6	40	0	92	5	2	15	1.45
Blake Walston*	21	1	0	1.000	2.55	4	4	0	0	0	0	17.2	13	5	5	0	7	0	27	0	0	1	1.13
TOTALS	23	60	70	.462	4.43	130	130	129	1	3	21	1129.2	958	620	556	107	559	2	1318	103	17	128	1.34
OPPONENTS		70	60	.538	3.80	130	130	129	1	12	40	1137.1	999	586	480	103	452	3	1217	86	18	75	1.28

FIRST BASE	G	PO	A	E	DP	Fld%
S. Brickhouse	23	186	10	0	16	1.000
Lyle Lin	22	134	9	2	14	.986
Caleb Roberts	22	141	11	1	18	.993
Neyfy Castillo	20	120	3	2	8	.984
Elian Miranda	12	73	3	1	3	.987
Axel Andueza	9	73	5	4	5	.951
Shane Muntz	9	43	5	2	8	.960
D.De Los Santos	7	54	3	0	6	1.000
Jarrold Watkins	6	33	4	0	4	1.000
Tristin English	5	43	4	1	6	.979
Gavin Logan	1	3	0	0	1	1.000

SECOND BASE	G	PO	A	E	DP	Fld%
Cam Coursey	41	55	81	3	20	.978
Ryan Bliss	24	41	64	0	17	1.000
Channy Ortiz	23	30	40	1	10	.986
Tim Tawa	19	20	42	1	8	.984
Jose Curpa	14	17	33	2	10	.962
Jarrold Watkins	14	20	25	0	8	1.000
S.P. Chen	2	6	1	0	1	1.000
Dairon Cuevas	2	3	3	0	1	1.000
Fox Semones	2	5	5	0	1	1.000
Elvis Peralta	1	1	1	0	0	1.000
Leodany Perez	1	0	2	0	0	1.000

SHORTSTOP	G	PO	A	E	DP	Fld%
Ryan Bliss	84	131	197	13	47	.962
Jordan Lawlar	27	29	53	4	16	.953
Channy Ortiz	8	13	16	2	3	.935
Jose Curpa	6	5	11	1	1	.941
Joshua Day	4	6	7	0	1	1.000
S.P. Chen	2	2	4	1	1	.857

THIRD BASE	G	PO	A	E	DP	Fld%
A.J. Vukovich	76	54	104	17	9	.903
D.De Los Santos	29	15	36	3	4	.944
Tristin English	9	6	18	1	2	.960
Channy Ortiz	5	4	7	0	2	1.000
S.P. Chen	4	7	3	0	1	1.000
Cam Coursey	4	0	4	0	0	1.000
Jose Curpa	4	0	4	0	0	1.000
Elvis Peralta	1	1	1	0	0	1.000
Fox Semones	1	0	1	0	0	1.000
Jarrold Watkins	1	0	1	0	0	1.000

CATCHER	G	PO	A	E	DP	Fld%	PB	SB	CS	CS%
A. Del Castillo	54	517	38	1	2	.998	15	58	11	16%
Ramses Malave	36	345	29	3	2	.992	6	35	10	22%
Caleb Roberts	28	277	14	5	0	.983	9	39	8	17%
Lyle Lin	11	92	7	0	0	1.000	1	9	2	18%
Gavin Logan	5	47	2	0	1	1.000	0	6	0	0%
Shane Muntz	2	7	0	0	0	1.000	2	0	0	0%

LEFT FIELD	G	PO	A	E	DP	Fld%
Caleb Roberts	30	46	3	1	0	.980
Danny Oriente	23	28	1	1	0	.967
Channy Ortiz	22	30	0	1	0	.968
Neyfy Castillo	16	21	0	0	0	1.000
Gary Mattis	10	11	0	0	0	1.000
A.J. Vukovich	10	14	0	1	0	.933
Cam Coursey	5	9	0	0	0	1.000
Jacen Roberson	5	8	0	0	0	1.000
Roby Enriquez	4	5	0	0	0	1.000
Leodany Perez	3	4	1	0	0	1.000
Fox Semones	3	1	0	1	0	.500
Tristin English	2	7	0	0	0	1.000
Elvis Peralta	1	5	0	0	0	1.000
Tim Tawa	1	1	0	0	0	1.000
Jarrold Watkins	1	2	0	0	0	1.000

CENTER FIELD	G	PO	A	E	DP	Fld%
Tim Tawa	40	78	2	1	1	.988
Wilderd Patino	19	41	1	1	0	.977
Neyfy Castillo	17	25	0	0	0	1.000
Fox Semones	16	33	2	0	2	1.000
Caleb Roberts	14	26	2	0	0	1.000
Jacen Roberson	11	23	1	1	0	.960
Jorge Barrosa	9	17	0	1	0	.944
Roby Enriquez	7	15	0	0	0	1.000
A.J. Vukovich	5	14	1	0	0	1.000
Leodany Perez	1	0	0	0	0	.000

RIGHT FIELD	G	PO	A	E	DP	Fld%
Neyfy Castillo	26	39	4	0	1	1.000
Tristin English	22	40	3	0	0	1.000
Danny Oriente	22	41	1	0	1	1.000
Caleb Roberts	16	32	2	1	1	.971
Channy Ortiz	10	15	1	0	0	1.000
A.J. Vukovich	10	18	2	0	0	1.000
Jose Curpa	8	12	0	1	0	.923
Fox Semones	5	9	0	1	0	.900
Cam Coursey	4	4	0	0	0	1.000
Roby Enriquez	4	3	0	0	0	1.000
Jarrold Watkins	3	5	0	0	0	1.000
Jacen Roberson	2	3	0	0	0	1.000

PITCHER	G	PO	A	E	DP	Fld%
Hugh Fisher	39	3	3	2	0	.750
Marcos Tineo	33	2	7	2	1	.818
Jose Alcantara	29	0	1	1	0	.500
Kyle Backhus	29	4	5	0	0	1.000
Luke Albright	26	4	10	1	0	.933
A. Saalfank	25	1	1	1	0	.667
C. Mon. De Oca	24	4	1	0	0	1.000
Julio Frias	23	0	1	1	0	.500
Bobby Ay	22	2	1	2	0	.600
Dillon Larsen	22	0	1	0	0	1.000
Jamison Hill	21	3	6	0	0	1.000
Scott Randall	21	4	7	0	0	1.000
Jose Santamaria	21	1	3	1	0	.800
J. Goddard	20	0	1	0	0	1.000
Gerald Ogando	19	3	0	1	1	.750
Liu Fuenmayor	16	0	3	0	0	1.000
Ross Carver	15	4	4	2	1	.800
Collin Sullivan	14	3	0	0	0	1.000
Justin Martinez	13	0	2	2	0	.500
Conor Grammes	12	2	0	0	0	1.000
Junior Mieses	11	0	0	1	0	.000
Austin Pope	11	1	2	0	0	1.000
Jake Rice	11	0	0	0	0	.000
Avery Short	10	0	2	0	0	1.000
K. Hernandez	9	1	9	0	0	1.000
Yilber Diaz	8	0	1	1	0	.500
Chad Patrick	6	0	1	1	0	.500
Blake Walston	4	2	1	0	0	1.000
Deyni Olivero	3	0	1	0	0	1.000
Listher Sosa	2	1	0	0	0	1.000
Zach Barnes	1	0	0	0	0	.000
Brent Teller	1	0	0	0	0	.000

W O W !: The Hops and Walk-Off Wins

The Hops have treated the fans at Ron Tonkin Field to 48 walkoff wins from 2013-2022—more than any other team in the league. The victims: Vancouver 10 times, Everett 7, Spokane 7, Boise 7, Salem-Keizer 6, Tri-City 6 and Eugene 5.

Date	Opponent	Final Score	Inn	Score	Outs	Runners	Game-ending play
1. 7/05/13	Vancouver	5-4	10	Tied 4-4	1	2nd & 3rd	Yogey Perez-Ramos single to center field scores John Leonard
2. 7/07/13	Vancouver	5-4	19	Tied 4-4	1	3rd	Ryan Gebhardt sacrifice fly foul out to right field scores John Leonard
3. 7/21/13	Spokane	6-5	13	Tied 5-5	0	1st	Yogey Perez-Ramos double to right-center field scores Brian Billigen
4. 7/26/13	Everett	4-3	11	Tied 3-3	1	Loaded	Yogey Perez-Ramos single to left field scores Jordan Parr
5. 8/25/13	Boise	6-5	10	Tied 5-5	2	Loaded	Yogey Perez-Ramos single to right field scores Jordan Parr
6. 6/20/14	Salem-Keizer	2-1	9	Tied 1-1	2	2nd & 3rd	Elvin Soto single to right-center field scores Justin Gonzalez
7. 6/29/14	Everett	4-3	10	Tied 3-3	1	2nd	Tyler Baker double to right field scores George Roberts
8. 7/27/14	Boise	4-3	10	Behind 3-2	1	1st	• Pedro Ruiz two-run home run follows Taylor Ratliff one-out walk
9. 8/13/14	Boise	1-0	10	Tied 0-0	1	Loaded	Taylor Ratliff walk forces home Kevin Cron; only Boise hit came in top of 10th
10. 8/20/14	Spokane	2-1	14	Tied 1-1	2	1st	Jordan Parr double to right-center scores Kevin Cron
11. 8/23/14	Spokane	5-4	11	Tied 4-4	2	2nd	Zach Esquerria single to left field scores Pedro Ruiz
12. 6/23/15	Salem-Keizer	5-4	9	Tied 4-4	2	Loaded	Fernery Ozuna walk forces home Dane McFarland
13. 7/20/15	Everett	4-3	12	Tied 3-3	0	None	• Fernery Ozuna mammoth leadoff solo home run to left field
14. 8/08/15	Boise	2-1	9	Tied 1-1	1	1st & 2nd	Gerard Hernandez ground ball to second and E4 scores Alexis Olmeda
15. 8/15/15	Vancouver	10-9	14	Tied 9-9	2	2nd & 3rd	Gerard Hernandez single to center field scores Trevor Mitsui
16. 8/26/15	Tri-City	3-2	9	Behind 2-1	1	1st & 3rd	Trevor Mitsui double to left scores Dansby Swanson & Galli Cribbs Jr.
17. 9/09/15*	Salem-Keizer	6-5	13	Tied 5-5	0	Loaded	Dansby Swanson single to center field scores Nate Robertson
18. 6/29/16	Salem-Keizer	4-3	9	Tied 3-3	2	Loaded	Matt Bailey infield single to second scores Josh Anderson
19. 7/08/16	Tri-City	2-1	11	Tied 1-1	0	Loaded	Josh Anderson single to left field scores Sergio Alcantara
20. 8/16/16	Vancouver	6-5	9	Tied 5-5	0	None	• Jason Morozowski solo home run leading off 9th
21. 9/04/16	Eugene	7-6	9	Tied 6-6	1	2nd	Luis Veras scores from second on passed ball
22. 9/07/16*	Eugene	4-3	10	Tied 3-3	2	1st & 2nd	Jose Queliz single to left scores Mark Karaviotis
23. 6/20/17	Salem-Keizer	7-6	12	Tied 6-6	2	1st & 2nd	Domingo Leyba loop single to left scores Paxton De La Garza
24. 6/29/17	Everett	5-4	9	Tied 4-4	2	Loaded	Tim Susnara single to left field bounces over fence, scores Yan Sanchez
25. 7/13/17	Eugene	6-5	9	Tied 5-5	0	3rd	Daulton Varsho scores on passed ball after leadoff triple
26. 7/20/17	Spokane	6-5	9	Tied 5-5	2	1st & 2nd	Tra Holmes single scores Pavin Smith after 2-out tying 1B by Cam Duzenack
27. 8/03/17	Vancouver	9-8	11	Tied 8-8	1	2nd	Camden Duzenack single to right scores Ryan Dobson
28. 8/25/17	Boise	2-1	9	Tied 1-1	0	None	• Drew Ellis leadoff solo home run to left field
29. 6/30/18	Spokane	3-2	9	Tied 2-2	2	2nd	Jorge Perez single scores Dan Swain after 1-out tying 1B by Francis Martinez
30. 7/02/18	Spokane	7-6	9	Behind 6-5	1	Loaded	Andy Yerzy single to left field scores Keshawn Lynch and Jorge Perez
31. 7/13/18	Tri-City	5-4	10	Tied 4-4	2	Loaded	Francis Martinez walk forces home Jose Caballero
32. 7/14/18	Tri-City	7-6	11	Tied 6-6	1	Loaded	Ryan Tufts single scores Jorge Perez after Perez's game-tying triple
33. 7/17/18	Boise	6-5	10	Behind 5-4	0	Loaded	Jorge Perez single scores Jake McCarthy & Jose Caballero to cap 3-run 10th
34. 7/25/18	Boise	5-4	10	Behind 4-3	2	2nd & 3rd	L.T. Tolbert single in Hops debut scores Keshawn Lynch & Jorge Perez
35. 8/01/18	Vancouver	8-5	9	Tied 5-5	2	1st & 2nd	• Will Gorman 3-run HR w/Joey Rose & F. Martinez on base caps 4-run 9th
36. 8/27/18	Everett	5-4	10	Tied 4-4	1	1st & 2nd	L.T. Tolbert single to right field scores Keshawn Lynch
37. 6/29/19	Eugene	4-3	10	Tied 3-3	2	2nd	Jorge Barrosa single to left field scores Andy Yerzy
38. 9/04/19*	Salem-Keizer	2-1	9	Tied 1-1	1	1st & 2nd	Liover Peguero double to left-center scores Tristin English
39. 9/07/19*	Tri-City	5-3	9	Behind 3-2	2	1st & 2nd	• Andy Yerzy 3-run HR w/L. Peguero & Corbin Carroll on base caps 4-run 9th
40. 8/10/21	Eugene	3-2	9	Tied 2-2	1	Loaded	Tristin English sacrifice fly to center field scores Jorge Barrosa
41. 4/12/22	Everett	4-3	9	Tied 3-3	1	2nd	Cam Coursey double to right-center scores Caleb Roberts
42. 4/16/22	Everett	3-2	10	Tied 2-2	2	2nd	Jose Curpa single to center scores Tim Tawa
43. 4/27/22	Vancouver	7-6	11	Tied 6-6	1	1st & 3rd	A.J. Vukovich reaches on E5, scoring Jose Curpa
44. 4/28/22	Vancouver	9-8	10	Tied 8-8	2	1st & 2nd	A.J. Vukovich hits fly ball to RF, Mack Mueller drops it, scoring Ramses Malave
45. 4/30/22	Vancouver	2-1	8	Tied 1-1	0	2nd	Jose Curpa double inside first scores Ramses Malave
46. 5/15/22	Spokane	3-2	10	Tied 2-2	0	1st & 3rd	A.J. Vukovich pinch-hit sac fly to CF scores Danny Oriente
47. 5/24/22	Vancouver	3-2	9	Behind 2-0	1	Loaded	Tim Tawa double to CF scores Danny Oriente, Roby Enriquez & Caleb Roberts
48. 8/30/22	Tri-City	5-4	9	Tied 4-4	2	2nd	Adrian Del Castillo 1B to left scores Neyfy Castillo (after Castillo's 1B tied game)

* Postseason game • walkoff home run

... and what about the other side?

The Hops have *lost* via walkoff 23 times—four times each at Eugene, Spokane and Vancouver, three times each at Everett, Salem-Keizer and Tri-City, and twice in Boise:

Date	Opponent	Final Score	Inn	Score	Outs	Runners	Game-ending play
1. 6/21/13	Everett	6-5	11	Tied 5-5	2	2nd & 3rd	Reggie Lawson grounder and E5
2. 6/23/13	Everett	6-5	9	Tied 5-5	1	Loaded	Justin Seager RBI single
3. 6/25/13	Boise	4-3	7	Ahead 3-2	0	1st & 2nd	2 runs score on E5 on sac bunt
4. 7/02/13	Eugene	3-2	11	Tied 2-2	1	2nd & 3rd	Ronnie Richardson RBI single
5. 8/02/13	Vancouver	9-8	10	Tied 8-8	2	2nd	Christian Vazquez RBI single
6. 7/05/14	Salem-Keizer	7-6	9	Tied 6-6	0	2nd & 3rd	Travious Relaford RBI single
7. 7/26/14	Vancouver	2-1	10	Tied 1-1	2	3rd	Michael de la Cruz RBI single
8. 6/18/15	Spokane	6-5	9	Tied 5-5	2	1st & 2nd	Dylan Moore RBI single
9. 6/21/15	Spokane	4-2	9	Tied 2-2	0	1st	• Tyler Sanchez two-run HR
10. 6/27/15	Vancouver	4-3	9	Tied 3-3	2	3rd	J.C. Cardenas RBI single
11. 7/24/16	Tri-City	5-4	9	Tied 4-4	1	2nd & 3rd	Taylor Kohlway RBI single
12. 8/17/16	Salem-Keizer	8-4	10	Tied 4-4	1	Loaded	• Leo Rojas grand slam
13. 7/08/17	Spokane	10-9	9	Tied 9-9	2	2nd & 3rd	Clay Middleton RBI single
14. 8/13/17	Tri-City	5-4	9	Tied 4-4	0	1st & 3rd	Tyler Benson RBI single
15. 7/08/18	Eugene	4-3	9	Tied 3-3	1	3rd	Fernando Kelli scores on WP
16. 8/29/18	Boise	4-3	10	Tied 3-3	0	2nd	Trey Jacobs RBI single
17. 6/19/19	Tri-City	2-1	10	Tied 1-1	1	1st & 3rd	Matthew Acosta RBI single
18. 8/09/19	Salem-Keizer	8-7	9	Tied 7-7	1	Loaded	Sean Roby RBI single
19. 7/22/21	Eugene	4-3	10	Tied 2-2	0	2nd	Run scores on E1 on sac bunt
20. 7/25/21	Eugene	6-5	9	Ahead 5-4	1	2nd & 3rd	Sean Roby ground-rule double
21. 8/21/21	Spokane	8-7	10	Tied 7-7	1	1st & 2nd	Run scores on E4 on throw on DP turn
22. 7/14/22	Vancouver	7-6	9	Tied 6-6	0	Loaded	Miguel Hiraldo tap single to 3rd
23. 9/6/22	Everett	5-4	9	Ahead 4-2	2	1st & 2nd	• Robert Perez Jr. 3-run HR to left-center

How it compares:

How do the Hops' 48 walkoff wins match up to the rest of the league? The number of walkoff wins, by club, from 2013-22 (includes postseason):

1. Hillsboro	48
2. Eugene	43
3. Spokane	39
4. Tri-City	34
5. Everett	28
6. Vancouver	27
7. Boise	19
8. Salem-Keizer	17

Year-By-Year Team Statistics

HILLSBORO HOPS STATISTICS:

BATTING	Age	G	PA	AB	R	H	2B	3B	HR	RBI	SB	CS	BB	SO	BA	OBP	SLG	OPS	TB	DP	HB	SH	SF
2013	21.8	76	2930	2583	298	615	119	20	29	256	73	20	245	613	.238	.313	.333	.646	861	62	46	33	23
2014	21.9	76	2944	2584	376	655	122	17	47	328	105	42	267	639	.253	.330	.368	.699	952	56	42	25	25
2015	20.9	76	2891	2574	314	612	143	19	32	273	67	17	236	584	.238	.309	.345	.654	889	54	39	15	26
2016	21.4	75	2850	2482	353	621	112	17	42	301	120	33	274	598	.250	.336	.360	.696	893	52	60	10	24
2017	21.2	76	3004	2617	404	647	140	21	38	353	70	33	300	646	.247	.333	.360	.693	943	34	49	7	29
2018	20.9	76	2907	2555	349	643	136	26	54	303	125	54	254	678	.252	.332	.389	.720	993	38	65	7	25
2019	20.7	76	2903	2511	373	625	128	23	39	325	96	28	311	587	.249	.343	.365	.707	916	51	58	1	22
2021 (1st yr long season)	22.3	112	4091	3606	510	858	154	31	93	462	231	68	386	1094	.238	.319	.375	.695	1353	57	62	3	34
2022	22.2	130	4847	4270	586	999	216	21	103	530	193	56	452	1217	.234	.318	.367	.684	1566	71	86	7	32
TOTALS	21.5	773	29367	25782	3563	6275	1270	195	477	3131	1080	351	2725	6656	.243	.325	.363	.688	9366	475	507	108	240

PITCHING	Age	W	L	W-L%	ERA	G	GS	GF	CG	SHO	SV	IP	H	R	ER	HR	BB	IBB	SO	HBP	BK	WP	WHIP
2013	21.6	34	42	.447	3.29	76	76	73	3	7	17	684.0	610	319	250	27	305	1	596	60	6	64	1.34
2014	21.8	48	28	.632	3.64	76	76	76	0	6	25	686.2	655	330	278	32	250	0	591	38	5	56	1.32
2015	21.8	45	31	.592	3.27	76	76	75	1	11	24	684.1	571	292	249	31	253	3	681	46	4	87	1.20
2016	21.5	42	33	.560	3.80	75	75	75	0	5	17	658.2	623	342	278	28	259	6	660	40	4	91	1.34
2017	22.2	41	35	.539	3.71	76	76	76	0	7	13	678.2	591	326	280	46	220	3	677	63	8	67	1.20
2018	21.5	51	25	.671	3.24	76	76	76	0	6	30	685.1	581	286	247	52	205	7	685	53	3	67	1.15
2019	21.8	48	28	.632	2.87	76	76	76	0	11	22	670.2	498	245	214	31	294	2	742	32	11	73	1.18
2021 (1st yr long season)	23.6	52	60	.464	4.34	112	112	110	2	4	34	969.0	902	550	467	111	396	2	1074	46	9	84	1.34
2022	23.0	60	70	.462	4.43	130	130	129	1	3	21	1129.2	958	620	556	107	559	2	1318	103	17	128	1.34
TOTALS	22.1	421	352	.545	3.71	773	773	766	7	60	203	6847.0	5989	3310	2819	465	2741	26	7024	481	67	717	1.28

HILLSBORO HOPS OPPONENTS' STATISTICS:

BATTING	G	PA	AB	R	H	2B	3B	HR	RBI	SB	CS	BB	SO	BA	OBP	SLG	OPS	TB	DP	HB	SH	SF
2013	76	2962	2543	319	610	111	21	27	275	72	36	305	596	.240	.333	.332	.665	844	57	60	33	21
2014	76	2939	2612	330	544	139	13	32	291	82	34	250	591	.251	.323	.351	.674	916	47	38	17	21
2015	76	2877	2541	292	571	116	12	31	251	78	32	253	681	.225	.304	.316	.620	804	39	46	15	21
2016	75	2842	2506	342	623	131	23	28	297	66	31	259	660	.249	.326	.353	.679	884	40	40	14	22
2017	76	2851	2530	326	591	105	33	46	295	67	29	220	677	.234	.308	.356	.664	900	42	63	14	22
2018	76	2813	2530	286	581	124	20	52	261	72	28	205	685	.230	.299	.356	.655	901	52	53	8	16
2019	76	2778	2425	245	498	106	16	31	211	43	26	294	742	.205	.298	.301	.598	729	46	32	8	15
2021 (1st year long season)	112	4168	3674	550	902	190	29	111	498	101	40	396	1074	.230	.310	.404	.727	1483	79	46	12	37
2022	130	4931	4205	620	958	212	54	107	558	147	31	559	1318	.228	.330	.380	.710	1599	77	103	15	44
TOTALS	773	29161	25566	3310	5878	1234	221	465	2937	728	287	2741	7024	.230	.314	.354	.668	9060	479	481	136	219

PITCHING	W	L	W-L%	ERA	G	GS	GF	CG	SHO	SV	IP	H	R	ER	HR	BB	IBB	SO	HBP	BK	WP	WHIP
2013	42	34	.553	3.00	76	76	76	0	9	22	688.0	615	298	229	29	245	6	613	46	4	65	1.25
2014	28	48	.468	4.35	76	76	76	0	1	17	679.0	655	376	328	47	267	7	639	42	11	84	1.36
2015	31	45	.408	3.33	76	76	76	0	4	13	678.0	612	314	251	32	236	2	584	39	9	45	1.25
2016	33	42	.440	4.05	75	75	75	0	8	17	654.0	621	353	294	42	274	1	598	60	17	62	1.37
2017	35	41	.461	4.24	76	76	75	1	3	19	677.2	647	404	319	38	300	2	646	49	8	71	1.40
2018	25	51	.329	3.78	76	76	76	0	4	15	675.2	643	349	284	54	254	14	678	65	6	60	1.33
2019	28	48	.368	4.41	76	76	76	0	5	19	660.2	625	373	324	39	311	2	587	58	7	75	1.42
2021 (1st year long season)	60	52	.536	4.23	112	112	111	1	3	28	968.2	858	510	455	93	386	2	1094	62	10	71	1.28
2022	70	60	.538	3.80	130	130	129	1	12	40	1137.1	999	586	480	103	452	3	1217	86	18	75	1.28
TOTALS	352	421	.455	3.91	773	773	770	3	49	190	6819.0	6275	3563	2964	477	2725	39	6656	507	90	608	1.32

Come-From-Behind Wins (from four+ runs down)

Games won by the Hillsboro Hops where they trailed by four or more runs:

Date	H/R	Opponent	Largest Deficit	Details
1. 7/7/13	Home	Vancouver	4	Down 4-0 to B4 , score 4 in B4, win 5-4 in 19 innings
2. 7/17/14	Road	Eugene	4	Down 5-1 to T2 , game tied at 7 to B5, win 9-7 in 17 innings
3. 9/6/14	Road	Vancouver	5	Down 5-0 to T3 , (Game 1 of NWL Championship Series), score 4r in T3, 2r in T6, 1r in T7, win 7-5
4. 7/15/16	Home	Everett	4	Down 4-0 to B5 & 7-4 to B8, score 5r in B8 to win 9-7
5. 7/21/16	Road	Tri-City	4	Down 8-4 to T8 , score 4r in T8 and 1r in T9 to win 9-8
6. 8/5/16	Road	Everett	5	Down 5-0 to T2 , score 2r in T2, 1r in T3, 1r in T6, 1r in T7, 2r in T8, win 7-5
7. 6/20/17	Home	Salem-Keizer	6	Down 6-0 to B4 , score 2r in B4, 4r in B7, 1r in B12 to win 7-6
8. 7/13/17	Home	Eugene	4	Down 5-1 to B5 , score 4r in B5, 1r in B9 to win 6-5
9. 8/3/17	Home	Vancouver	8	Down 8-0 to B2 (Vancouver 8r in T2), score 3 in B3, 4 in B5, 1 in B8, 1 in B11 to win 9-8
10. 9/2/17	Road	Boise	4	Down 4-0 to T2 , score 7r in T2, win 14-7
11. 9/2/18	Home	Salem-Keizer	5	Down 7-2 to T6 , score 2r in T6, 3r in T7, 2r in T8, win 9-7
12. 6/18/19	Road	Tri-City	4	Down 4-0 to T4 , score 2r in T4, 1r in T7, 1r in T8, 1r in T10, win 5-4
13. 8/3/19	Home	Salem-Keizer	4	Down 4-0 to B1 , score 4r in B1, win 7-6
14. 7/23/21	Road	Eugene	5	Down 8-3 to T7 , score 7r in T7, win 10-9
15. 4/27/22	Home	Vancouver	4	Down 6-2 to B7 , score 2r in B7, 2r in B8, 1r in B11 to win 7-6
16. 4/28/22	Home	Vancouver	6	Down 6-0 to B4 , score 2r in B4, 5r in B5 for 7-7 tie, down 8-7 to B9, score 1r in B9, 1r in B10 to win 9-8
17. 8/7/22	Road	Everett	5	Down 8-3 to T5 , score 5r in T5 to tie; Evt 3r in 6th for 11-8 lead; Hops 2r in T7, 2r in T9, 2r in T9, 14-11 win
18. 9/8/22	Road	Everett	7	Down 7-0 to T6 , score 1r in T6, 6r in T7, 1r in T9, win 8-7

Come-From-Ahead Losses (from four+ runs up)

Games lost by the Hillsboro Hops where they led by four or more runs:

Date	H/R	Opponent	Largest Lead	Details
1. 6/21/13	Road	Everett	4	Led 4-0 to B8 , Everett 3r in B8, 1r in B8, Hops 1r in T11, Everett 2r in B11 for 6-5 win
2. 6/23/13	Road	Everett	5	Led 5-0 to B5 , Everett 4r in B5, 1r in B8, 1r in B9 for 6-5 win
3. 6/18/14	Home	Salem-Keizer	5	Led 5-0 to T3 , Salem-Keizer 2 in T3, 3 in T5 en route to 8-6 win
4. 7/21/14	Road	Eugene	5	Led 7-2 to B3 , Eugene 11 runs over next four innings en route to 13-7 win
5. 8/12/14	Road	Salem-Keizer	7	Led 8-1 to B2 , Salem-Keizer led 11-10 to T6; Hops 1 in T6 to tie, S-K 3r in B8 for 14-11 win
6. 7/12/15	Home	Spokane	4	Led 4-0 to T9 , Spokane 4r in T9 and 2r in T11; Hops 1r in B11, Spokane wins 6-5
7. 7/8/17	Road	Spokane	5	Led 7-2 to B2 , Spokane 5r over next 4 innings to tie game 7-7; Hops led 9-7 to B9, Spo. 3r in B8 for 10-9 win
8. 7/12/17	Home	Eugene	4	Led 4-0 to T3 , Eugene 2r in T3, 1r in T4, 4r in T7, win 7-5
9. 8/9/19	Road	Salem-Keizer	4	Led 4-0 to B4 , Salem-Keizer 3r in B4, 1r in B9, win 8-7
10. 6/17/21	Road	Eugene	5	Led 6-1 to B6 , Eugene 9r in B6, win 10-9
11. 6/18/21	Road	Eugene	4	Led 5-1 to B3 , Eugene 1r in B3, 4r in B4, 4r in B5, win 10-7
12. 7/25/21	Road	Eugene	4	Led 4-0 to B2 , Eugene 1r in B2, 2r in B5; Hops lead 5-4 to B9, Eugene 2 in B9 for 6-5 win
13. 8/22/21	Road	Spokane	4	Led 5-1 to B4 , Spokane 1r in B4, 2r in B5, 4r in B6, win 8-6
14. 5/4/22	Road	Eugene	4	Led 4-0 to B5 , Eugene 4r in B5, 1r in B7, 2r in B8; Hops 2r in T9 but fall short; Eugene wins 7-6
15. 5/8/22	Road	Eugene	4	Led 4-0 to B6 , Eugene 3r in B6, 7r in B7, win 10-5

Shaded type: Hops home game **Bold type** (under largest deficit/largest lead): largest deficit or largest lead is 6 or more runs

From The Tonk to The Show

Since the Hops franchise began play in 2013, 230 players who have appeared in Northwest League games at Ron Tonkin Field have advanced to play in the major leagues. The full list as of the start of the 2023 season:

Hillsboro Hops (47):

2013, Daniel Palka
2013, Aaron Blair
2013, Jimmie Sherfy
2013, Braden Shipley
2014, Kevin Cron
2014, Zac Curtis
2015-16, Sergio Alcantara
2014, Brad Keller
2015, Mike Freeman
2015, Dansby Swanson
2015, Ryan Burr
2015, Taylor Clarke
2015, Ariel Hernandez
2015, Alex Young
2016, Ben DeLuzio
2016, Jon Duplantier
2016-17, Kevin Ginkel
2016, Wei-Chieh Huang
2016, Colin Poche
2016-17, Riley Smith
2016, Marcus Wilson
2017-18, Luis F. Castillo
2017, Jhoan Duran
2017, Drew Ellis
2017, Domingo Leyba
2017, Luis Madero
2017, Matt Koch
2017, Matt Peacock
2017, Pavin Smith
2017, Daulton Varsho
2018-19, '21, Luis Frias
2018, Jose Herrera
2018, Jake McCarthy
2018, Cristofer Ogando
2018, Geraldo Perdomo
2018, Bryan Ellington
2018, '21, Buddy Kennedy
2018, Henry Owens
2019, '21 Corbin Carroll
2019, Jose Cuas
2019, Tommy Henry
2019, Tyler Holton
2019, '21 Drey Jameson
2019, '21 Ryne Nelson
2019, Liover Peguero
2021, Carson Kelly
2021, Taylor Widener

Boise Hawks (14):

2013-14, David Bote
2013, Zack Godley
2013-14, Dillon Maples
2013, Duane Underwood Jr.
2014, Gleyber Torres
2014, Jason Vosler
2014, Mark Zagunis
2015, Kevin Padlo
2015-16, Justin Lawrence
2016, Garrett Hampson
2016, Antonio Santos
2018, Terrin Vavra
2019, Michael Toglia
2019, Ezequiel Tovar

Eugene Emeralds (38):

2013, Wynton Bernard
2013, Franmil Reyes
2013, Adam Cimber
2013, Trevor Gott
2013, Tayron Guerrero
2013, Michael Kelly
2013, Kyle Lloyd
2014, Franchy Cordero
2014, Jose Ruiz
2015, Ian Happ
2015, P.J. Higgins
2015, Eloy Jimenez
2015, Pedro Araujo
2015, Scott Effross
2015, Justin Steele
2016, Trent Giambrone
2016-17, Tyler Payne
2016, Zack Short
2016, Dylan Cease
2016, Tyson Miller
2016, Tommy Nance
2016, Michael Rucker
2017, '19, Brandon Hughes
2017, Brendon Little
2017, Manuel Rodriguez
2017, Jhon Romero
2017, Matt Swarmer
2017, Keegan Thompson
2017, Erich Uelmen
2017, Jared Young
2018, Brailyn Marquez
2018, Christopher Morel
2018, Stephen Ridings
2018, Nelson Velazquez
2018, Ethan Roberts
2019, Jeremiah Estrada
2021, Jose Marte
2022, Jorge Guzman

Everett Aquasox (31):

2013, Jack Reinheimer
2013, Tyler Olson
2013, Thyago Vieira
2014, Dan Altavilla
2014-16, Luiz Gohara
2014, Vinny Nittoli
2014, Ryan Yarbrough
2015, Braden Bishop
2015, Drew Jackson
2015, Luis Liberato
2015, Erick Mejia
2015-16, Jake Brentz
2015, Anthony Misiewicz
2015, Andrew Moore
2016, Kyle Lewis
2016, Donovan Walton
2016, Matt Festa
2016, Reggie McClain
2016, Ljay Newsome
2017, Evan White
2017, Seth Elledge
2017, Wyatt Mills
2017, J.P. Sears
2018, Hisashi Iwakuma
2018, Cal Raleigh

2018, Penn Murfee
2018, Michael Plassmeyer
2019, '21, George Kirby
2021, Matt Brash
2021, Jack Larsen
2021, Julio Rodriguez

Salem-Keizer Volcanoes (24):

2013, Reyes Moronta
2013, Tyler Rogers
2013, Dan Slania
2013, Jake Smith
2014, Christian Arroyo
2014, Johneshwy Fargas
2014, Aramis Garcia
2014, Ryder Jones
2014, Austin Slater
2014, Dusten Knight
2014, D.J. Snelten
2015, Steven Duggar
2015, Miguel Gomez
2015, Chris Shaw
2015, '17 Logan Webb
2016, Bryan Reynolds
2017, Vic Black
2017, Jose Marte
2017, Bryce Johnson
2018, Joey Bart
2018, Gregory Santos
2018, Sean Hjelle
2018, David Villar
2019, Kervin Castro

Spokane Indians (30):

2013, Ryan Cordell
2013, Abel De Los Santos
2013, Cody Ege
2013, Chi Chi Gonzalez
2013, Keone Kela
2013, Yohander Mendez
2013, Collin Wiles
2014, Isiah Kiner-Falefa
2014, Jose Trevino
2014, Nick Gardewine
2014, Reed Garrett
2014, Erik Swanson
2015, Dylan Moore
2015, Peter Fairbanks
2015, Jeffrey Springs
2016-17, Charles Leblanc
2016, Leody Taveras
2016, Anderson Tejeda
2016-18, Curtis Terry
2016, Kyle Cody
2016-17, Demarcus Evans
2016, C.D. Pelham
2017, Yonny Hernandez
2017, Joe Barlow
2017, Cole Ragans
2017, Reiver Sanmartin
2018, Emmanuel Clase
2018, Hans Crouse
2021, Michael Toglia
2021, Ezequiel Tovar

Tri-City Dust Devils (22):

2013-14, Mike Tauchman
2013, Pat Valaika
2013, Antonio Senzatela
2013, Konner Wade
2014, Huascar Brazoban
2014, Josh Fuentes
2014, Dillon Thomas
2014, Ryan Castellani
2014, Joel Payamps
2015, Austin Allen
2015, Ty France
2015-16, Jose Castillo
2015, Brett Kennedy
2015, Phil Maton
2015, '17, Trevor Megill
2016, David Bednar
2017, Matthew Batten
2018, Adrian Martinez
2017-18, Andres Munoz
2018, Owen Miller
2021, Brendon Davis
2021, Livan Soto

Vancouver Canadians (27):

2013, Ian Parmley
2013, Matt Dermody
2014, Franklin Barreto
2014, Jonathan Davis
2014, Tim Locastro
2014, Ryan McBroom
2014, Rowdy Tellez
2014, Miguel Castro
2014, Jose Fernandez
2014, Jairo Labourt
2014, Tim Mayza
2014, Justin Shafer
2015, Angel Perdomo
2015, Tayler Saucedo
2015, Danny Young
2016, Cavan Biggio
2016, Zach Jackson
2016, Josh Palacios
2016, Patrick Murphy
2017, Riley Adams
2017, Jake Fishman
2017, Zach Logue
2017, Nate Pearson
2018, Vinny Capra
2018, Otto Lopez
2018, Nick Allgeyer
2018, Josh Winckowski

Note: Three players above played at Ron Tonkin Field for multiple teams: Jose Marte (Salem-Keizer and Eugene), Michael Toglia (Boise and Spokane) and Ezequiel Tovar (Boise and Spokane).

All-Time 1-0 Games

The Hops are 8-4 all-time in 1-0 games—6-3 at home and 2-1 on the road

	OPP	W/L	SCORE	HOPS				OPPONENT				TIME
				R	H	E	L	R	H	E	L	
7/25/13	@S-K	W	1-0	1	7	1	4	0	9	0	9	2:18
8/13/14	Boi	W	1-0 (10)	1	2	0	5	0	1	0	4	2:30
8/30/14	Eug	W	1-0	1	5	0	5	0	2	1	3	1:59
8/13/15	Van	W	1-0	1	4	0	4	0	2	2	3	2:00
7/17/16	Evt	L	0-1	0	4	1	5	1	3	0	7	2:50
8/22/16	Spo	W	1-0	1	6	2	6	0	4	0	7	2:19
9/03/16	Eug	W	1-0	1	3	1	6	0	5	1	8	2:20
8/10/18	@T-C	W	1-0	1	8	0	13	0	7	1	8	3:20
8/24/18	Evt	W	1-0	1	6	0	7	0	4	0	8	2:46
5/06/22	@Eug	L	0-1	0	4	0	8	1	1	0	6	2:16
6/12/22	Evt	L	0-1	0	5	0	5	1	5	1	9	2:34
7/06/22	Eug	L	0-1	0	6	0	9	1	5	1	8	2:26

shaded type = home game

All-Time Games Decided by 10+ Runs

The Hops are 18-13 all-time in games decided by 10 or more runs—9-5 at home and 9-8 on the road

	OPP	W/L	SCORE	HOPS				OPPONENT				+/-
				R	H	E	L	R	H	E	L	
6/17/13	Eug	W	12-0	12	12	1	2	0	3	3	6	+12
7/6/13	Van	L	4-16	4	9	1	12	16	22	1	8	-12
7/13/13	@T-C	L	2-15	2	7	5	9	15	14	1	10	-13
8/9/13	T-C	W	15-4	15	20	1	13	4	9	4	13	+11
9/1/13	@Boi	W	14-3	14	18	0	8	3	5	3	8	+11
6/26/14	@Boi	W	10-0	10	15	0	11	0	5	2	4	+10
6/27/14	@Boi	L	11-1	1	2	2	2	11	10	1	7	-10
7/22/14	@Van	W	13-3	13	13	0	5	3	9	6	6	+10
7/28/15	S-K	W	10-0	10	11	1	7	0	4	3	4	+10
9/3/15	@Boi	W	12-0	12	16	0	8	0	3	4	4	+12
6/18/16	@S-K	L	3-14	3	8	3	11	14	14	2	9	-11
6/24/16	@Van	W	12-2	12	11	0	6	2	6	3	8	+10
8/29/16	@Spo	L	1-12	1	6	1	12	12	12	1	6	-11
7/05/17	@S-K	W	17-2	17	25	0	13	2	8	2	6	+15
7/18/17	@Van	W	19-7	19	21	0	7	7	8	1	5	+12
7/21/17	Spo	W	15-0	15	14	1	10	0	8	0	10	+15
7/24/17	Spo	L	1-13	1	5	3	5	13	12	0	7	-12
8/18/17	Eug	W	11-1	11	14	0	7	1	5	2	5	+10
6/24/18	S-K	W	12-2	12	15	1	9	2	11	0	9	+10
7/04/18	@S-K	L	1-15	1	3	3	4	15	18	1	5	-14
7/11/18	T-C	W	11-0	11	18	0	10	0	5	3	5	+11
7/07/19	Boi	W	11-0	11	14	0	10	0	4	1	6	+11
5/6/21	Evt	L	1-12	1	2	2	6	12	16	1	9	-11
6/1/21	@Evt	L	2-16	2	7	2	6	16	20	0	5	-14
6/4/21	@Evt	L	2-13	2	6	1	5	13	17	0	7	-11
4/17/22	Evt	W	13-1	13	12	0	4	1	3	1	4	+12
5/11/22	Spo	L	0-10	0	1	3	8	10	8	1	8	-10
6/01/22	@T-C	W	14-3	14	19	0	10	3	4	3	4	+11
7/09/22	Eug	L	2-14	2	7	3	6	14	11	1	8	-12
7/16/22	@Van	L	2-12	2	7	0	8	12	11	2	12	-10
8/06/22	@Evt	W	13-2	13	18	0	8	2	7	1	7	+11

shaded type = home game

Undefeated Series of 5 games or more

(in chronological order)

5-0, home vs. Spokane, 8/20 to 8/24, 2016

5-0, at Vancouver, 7/15 to 7/19, 2017

5-0, home vs. Spokane, 6/29 to 7/3, 2018

Winless Series of 5 games or more

0-6, at Eugene, 6/15 to 6/20, 2021

0-6, at Spokane, 8/18 to 8/22, 2021

0-5, at Everett, 5/18 to 5/22, 2022

0-6, home vs. Everett, 6/7 to 6/12, 2022

0-6, at Vancouver, 7/12 to 7/17, 2022

Notes on a scorecard

Yes, the pitch clock works: from 2013-21, the Hops played one nine-inning game game that took less than two hours to complete—a 1-0 win over Eugene on 8/30/14 that took 1:59. In 2022 alone, the Hops had *four* such games—two at 1:56, one at 1:53, and a remarkable game at home against Spokane on May 10 that lasted an hour and 42 minutes. It was the shortest nine-inning game in professional baseball in 2022.

Because, baseball: Only once in the Hops' 797 games (including the postseason) have they scored runs in six consecutive innings in the same game. And when did this streak occur? *During the first six innings they ever played at home.* Yep: June 17, 2013, the Hops opened their new park by scoring in the first six frames en route to a 12-0 win over Eugene. In no other game, home or road, have they ever scored in six straight innings.

"The mayor sneaks into a farmer's field..." No, that's not the opening line to a joke. On August 11, 2014, **Zach Esquerra** hit the Hops' first-ever grand slam, clear out of the ballpark at Volcanoes Stadium in Keizer. Steve Callaway—who was still a few years away from becoming mayor of Hillsboro—hopped the fence in left field and searched in the dark, finally finding the ball. He presented it to Esquerra, who insisted it remain with the Hops.

Most... to Least: The Hops set the single-game franchise record (which still stands) with 25 hits on July 5, 2017 at Salem-Keizer in a 17-2 win. The very next night, they matched the franchise low, with just two hits at Spokane in a 2-1 loss. (Hillsboro has since been held to one hit twice, both in 2022.)

Duck, Duck: Five former Oregon Ducks drafted and signed by the Arizona Diamondbacks have played for the Hops: RHP **Jimmie Sherfy** (2013), SS **Mark Karaviotis** (2016), C **Tim Susnara** (2017), RHP **Matt Mercer** (2018) and RHP **Ryne Nelson** (2019). (Related note: Marissa Everett, one of the top soccer players in Oregon Ducks history, is a cousin of former Hops infielder **Ryan Dobson**.) On the other side of the rivalry, two former Oregon State Beavers have played for the Hops: RHP **Scott Schultz** in 2014 and C **Gavin Logan** in 2022.

Winning the close ones: The Hops' all-time record in one-run games is 136-101, despite going just 32-42 in one-run games since the start of the 2021 season. That's a winning percentage of .574, which would equate to going 93-69 in a major-league season.

Extra, extra: Incredibly, Hillsboro is 39-23 (.611) all-time in extra-inning games (including the postseason), *despite* going 0-6 in 2021. At home, their record is even better: 28-14 (.667).

Six straight: The Hops' streak of **six straight playoff appearances** was snapped in 2021, but it's **the longest in the history of the league**, which began play in 1955. Second on the list are Vancouver, with five in a row from 2010-14, and Spokane, whose streak was snapped at five when they missed the playoffs in 2022. The longest active streak entering 2023 belongs to Eugene, with two.

All-Time Results in Extra-Inning Games

	OPP	W/L	SCORE	HOPS			OPPONENT			TIME		
				R	H	E	L	R	H		E	L
6/21/13	@Evt	L	5-6 (11)	5	8	6	6	6	9	1	12	3:25
7/02/13	@Eug	L	2-3 (11)	2	8	4	10	3	8	2	9	3:31
7/05/13	Van	W	5-4 (10)	5	10	0	6	4	13	0	11	3:05
7/07/13	Van	W	5-4 (19)	5	15	1	13	4	7	2	10	5:28
7/21/13	Spo	W	6-5 (13)	6	16	0	14	5	9	2	6	4:15
7/26/13	Evt	W	4-3 (11)	4	12	1	12	3	8	3	7	3:07
8/02/13	@Van	L	8-9 (10)	8	9	2	9	9	16	3	10	3:29
8/17/13	@Spo	W	7-5 (10)	7	16	2	11	5	8	2	3	3:19
8/20/13	@Spo	W	4-1 (11)	4	5	2	3	1	9	0	12	3:10
8/25/13	Boi	W	6-5 (10)	6	10	1	13	5	10	1	13	3:30
6/29/14	Evt	W	4-3 (10)	4	12	0	10	3	8	1	9	3:02
7/26/14	@Van	L	2-1 (10)	1	6	0	7	2	10	1	12	3:10
7/27/14	Boi	W	4-3 (10)	4	6	1	6	3	11	1	9	2:49
8/13/14	Boi	W	1-0 (10)	1	2	0	5	0	1	0	4	2:30
8/17/14	@Eug	W	9-7 (17)	9	17	1	15	7	16	3	13	5:28
8/20/14	Spo	W	2-1 (14)	2	7	1	7	1	7	0	1	3:19
8/23/14	Spo	W	5-4 (11)	5	12	1	7	4	7	2	6	3:08
6/30/15	@Van	W	3-2 (11)	3	8	2	8	2	9	2	15	3:27
7/02/15	Eug	L	1-2 (11)	1	5	0	4	2	7	0	7	2:44
7/04/15	@Evt	W	8-7 (10)	8	10	2	12	7	11	2	9	3:56
7/12/15	Spo	L	5-6 (11)	5	9	0	9	6	9	3	6	3:33
7/20/15	Evt	W	4-3 (12)	4	8	1	9	3	10	2	6	3:12
7/22/15	Evt	L	4-6 (10)	4	8	4	6	6	7	0	5	3:06
8/15/15	Van	W	10-9 (14)	10	18	0	19	9	13	3	12	5:19
9/09/15*	S-K	W	6-5 (13)	6	10	0	14	5	11	2	10	4:11
7/08/16	T-C	W	2-1 (11)	2	9	0	7	1	5	0	5	3:21
8/17/16	@S-K	L	4-8 (10)	4	9	3	11	8	12	0	7	3:14
8/26/16	Boi	L	4-7 (10)	4	8	2	8	7	12	0	7	3:15
9/07/16*	Eug	W	4-3 (10)	4	8	0	8	3	5	0	6	3:14
6/20/17	S-K	W	7-6 (12)	7	11	2	13	6	11	1	4	4:09
6/21/17	S-K	L	3-5 (13)	3	9	1	14	5	11	1	7	4:12
8/03/17	Van	W	9-8 (11)	9	13	0	8	8	11	2	11	4:09
8/26/17	T-C	L	3-8 (11)	3	5	4	5	8	11	1	7	3:34
7/05/18	@S-K	W	5-4 (10)	5	8	2	6	4	11	1	9	3:11
7/13/18	T-C	W	5-4 (10)	5	9	1	10	4	8	0	7	3:15
7/14/18	T-C	W	7-6 (11)	7	11	0	13	6	12	0	11	4:07
7/17/18	Boi	W	6-5 (10)	6	12	1	13	5	11	1	5	3:21
7/18/18	Boi	L	2-4 (10)	2	8	0	9	4	7	2	7	3:35
7/25/18	Boi	W	5-4 (10)	5	7	0	5	4	9	0	6	3:01
7/27/18	@Spo	W	6-4 (11)	6	12	0	10	4	7	4	9	3:28
8/13/18	@T-C	W	3-2 (10)	3	8	1	6	2	6	0	12	3:22
8/27/18	Evt	W	5-4 (10)	5	8	0	7	4	10	2	6	3:06
8/29/18	@Boi	L	3-4 (10)	3	9	1	9	4	5	0	5	2:59
9/01/18	S-K	L	1-3 (11)	1	8	1	12	3	12	0	13	3:46
6/18/19	@T-C	W	5-4 (10)	5	12	1	10	4	6	1	9	3:38
6/19/19	@T-C	L	1-2 (10)	1	3	0	7	2	6	0	10	3:03
6/29/19	Eug	W	4-3 (10)	4	9	0	9	3	5	1	6	3:11
8/22/19	@Eug	W	3-2 (10)	3	3	0	7	2	6	2	4	3:01
5/05/21	Evt	L	2-3 (11)	2	5	0	8	3	5	2	9	3:26
5/09/21	Evt	L	7-8 (10)	7	9	1	7	8	8	2	5	3:49
7/22/21	@Eug	L	3-4 (10)	3	10	1	12	4	6	0	7	3:07
7/31/21	T-C	L	7-8 (10)	7	14	1	9	8	14	0	9	3:37
8/12/21	Eug	L	6-11(10)	6	5	0	3	11	14	5	7	3:26
8/21/21	@Spo	L	7-8 (10)	7	12	4	4	8	13	0	9	3:31
4/16/22	Evt	W	3-2 (10)	3	6	0	5	2	2	0	8	2:43
4/27/22	Van	W	7-6 (11)	7	12	1	12	6	8	3	9	3:13
4/28/22	Van	W	9-8 (10)	9	10	2	10	8	8	2	11	3:29
4/30/22-2	Van	W	2-1 (8)	2	4	0	5	1	4	0	3	1:54
5/15/22	Spo	W	3-2 (10)	3	9	1	6	2	5	0	9	2:27
6/02/22	@T-C	W	3-2 (11)	3	13	0	10	2	7	0	12	2:57
7/23/22	T-C	L	2-3 (11)	2	5	2	7	3	7	1	8	2:22
9/04/22	T-C	L	5-6 (11)	5	9	2	6	6	9	1	10	2:50

shaded type = home game * = postseason game

All-Time Extra-Inning Record (incl. postseason): 39-23 (.629)

Home games: 28-14 (.667) **Road games:** 11-9 (.550)

By Park: 28-14 in Hillsboro, 0-1 in Boise, 2-2 in Eugene, 1-1 in Everett, 1-1 at Salem-Keizer, 3-1 at Spokane, 3-1 at Tri-City, 1-2 in Vancouver

By Opponent: 5-3 vs. Boise, 4-4 vs. Eugene, 6-4 vs. Everett, 3-3 vs. Salem-Keizer, 7-2 vs. Spokane, 6-5 vs. Tri-City, 8-2 vs. Vancouver

By number of innings: 8 inn (doubleheader game): 1-0... 10 inn: 20-13... 11 inn: 10-9... 12 inn: 2-0... 13 inn: 2-1... 14 inn: 2-0... 17 inn: 1-0... 19 inn: 1-0

Notes:

-- The Hops won the first 10 home extra-inn. games ever played. Their first home loss came in their third season, July 2nd, 2015

-- The Hops are 8-1 in games of 12 innings or more.

Hillsboro & Eugene: a great rivalry

The Hillsboro Hops and Eugene Emeralds have developed one of the best rivalries in minor league baseball, with fans frequently making the 117-mile drive to the opposing park to cheer on their team. Here is how the rivalry has developed:

The Hops largely had the upper hand in the early years...

June 17, 2013: Hops beat Eugene 12-0 in the first-ever game at Ron Tonkin Field.

August 28-30, 2013: Hops enter final home series of first season in first-place tie Salem-Keizer with six games remaining. **Hillsboro drops 2 of 3 to Eugene**—both losses by one run—and end up finishing a game behind Salem-Keizer to miss playoffs.

July 20, 2014: The Hops clinch the 1st-half title in Eugene—Hillsboro's first-ever playoff berth—with a 3-2 win on the next-to-last day of the half. The Hops have a champagne celebration—good-naturedly endorsed by the Ems' front office—in the visiting clubhouse at P.K. Park.

August 30-Sept. 1, 2014: The Hops cap a 9-3 season mark against Eugene with a sweep of the Ems in Hillsboro in the final regular season series. **The Hops would later win their first championship.**

Sept. 4-6, 2015: With the Hops already in the playoffs as the first-half champion, the Emeralds entered the final 3 games of season at The Tonk needing ONE WIN to clinch the 2nd-half title and join Hillsboro in the South Division Series. Eugene's front office—with approval of the Hops' front office—wheeled in a cart of champagne before Friday's first game of the series, but after 2-0 and 4-1 Hops wins, the bubbly was still unused. In the final game, the Hops led 3-2 entering the top of the 9th. Eugene put the tying run at second with one out, but **diving plays by 1B Trevor Mitsui and RF Stephen Dezzi ended the game and Eugene's season. The still-wrapped champagne was wheeled back to the car for the trip back to Eugene, and the Hops later won their 2nd-straight title.**

But more recently, the tables have turned in a BIG way...

Sept. 7-9, 2016: The Hops and Ems squared off in the postseason for the first time ever; Eugene had won both halves with a 54-22 record, but the Hops had swept a three-game series to end the season. Then, Hillsboro took **Game One of the best-of-three South Division Series** at Ron Tonkin Field when **Jose Queliz** hit a walkoff single in the 10th. Eugene, however, took game two at home 6-2 to force a deciding third game. **In the most excruciating loss in Hops franchise history, Hillsboro went 0-for-15 with runners in scoring position and lost 2-1. The Ems advanced to the NWL Championship Series, where they beat Everett to win their first outright NWL title in 41 years.** Some people predicted that the end of the Ems' drought meant their parent club, the Cubs, would break *their* curse. Indeed, **50 days after Eugene wins their title, the Cubs won the World Series for the first time in 108 years.**

Sept 6-7, 2017: The two clubs met for the second consecutive year in the South Division Series. **This time Hillsboro won both halves... and yet Eugene swept the series in two games.** The Ems took game one in Eugene 3-2. Game two in Hillsboro was tied 4-4 entering the ninth, but Eugene exploded for six runs and a 10-4 win.

Sept 5-6, 2018: The Hops won both halves in the South, and though Eugene had the worst overall record in the NWL, **the Ems snuck into the playoffs** by finishing second in the South in the second half. Yep, David beat Goliath: **Eugene swept the Hops again with a pair of 3-2 wins**, with the go-ahead run in game one scoring on a balk. The Ems won the NWL title with a three-game sweep of Spokane... and the series-ending run scored on another balk.

June 15-20, 2021: The Hops were swept in six straight games at P.K. Park, knocking Hillsboro 9.5 games out of first and **effectively out of the race.** Hillsboro held the lead in four of the six games, and had consecutive losses of 10-9, 10-7 and 10-5. **Eugene would go on to win their third league title in the past five seasons.**

June 4-23, 2022: Though the two teams didn't meet during the final 20 days of the first-half playoff chase, they had their eyes on each other. The two clubs were in a virtual tie entering play on June 4th, but **Hillsboro went 3-14 the remainder of the half, while Eugene went 14-6** to secure the playoff spot. **Eugene won both halves, and then took their fourth championship in the last six seasons.**

...

The Hops have an existing six-game postseason losing streak to Eugene: by scores of 6-2, 2-1, 3-2, 10-4 (in a game tied 4-4 entering the 9th), 3-2 and 3-2.

RISPy business: In their current six-game playoff losing streak to Eugene, the Hops are just 3-for-57 with runners in scoring position. That's a batting average of .053.

Pinch-Hit History

Through the end of the 2022 season, Hops pinch-hitters are 20-for-102 all-time—a .196 batting average—with no single player collecting more than one pinch-hit.

Complete list of Hops pinch-hits:

7/02/13: double, **Yogey Perez-Ramos**, at Eugene
8/30/13: single, **Denver Chavez**, home vs. Eugene
6/30/14: single, **Galli Cribbs Jr.**, home vs. Everett
7/26/14: single, **George Roberts**, at Vancouver
7/04/15: single, **Luis Veras**, at Everett
7/04/15: double, **Fernery Ozuna**, at Everett
7/19/15: single, **Nate Robertson**, home vs. Everett
8/19/15: double, **Stryker Trahan**, at Salem-Keizer
7/16/16: single, **Marcus Wilson**, home vs. Everett
9/01/16: single, **Justin Chibogu**, at Spokane
9/05/16: single, **Alexis Olmeda**, home vs. Eugene
7/14/18: triple, **Ryan January**, home vs. Tri-City
8/13/18: single, **Jorge Perez**, at Tri-City
9/06/18: double, **Will Gorman**, home vs. Eugene
5/14/21: single, **Axel Andueza**, at Eugene
6/08/21: double, **Tristin English**, home vs. Tri-City
8/18/22: single, **Channy Ortiz**, home vs. Eugene
8/27/22: single, **Fox Semones**, at Vancouver
9/04/22: double, **Gavin Logan**, home vs. Tri-City
9/11/22: **home run**, **Jacen Roberson**, at Everett

Pinch-hit results by year:

2013: 2-for-13 with a double and three walks
2014: 2-for-12
2015: 4-for-21 with two doubles and one walk
2016: 3-for-15 with a walk and a hit batter
2017: 0-for-5 with three walks
2018: 3-for-15 with a double, a triple, two walks and a sacrifice bunt
2019: 0-for-4
2021: 2-for-7 with a double
2022: 4-for-10 with a double, a home run, two walks and one SF

Back-To-Back Jacks

The Hops have had back-to-back home runs 14 times in their history:

8/02/14: **Steve Nyisztor** and **Kevin Cron**, at Spokane
8/16/14: **Stryker Trahan** and **Jordan Parr**, at Eugene
8/16/15: **Trevor Mitsui** and **Stryker Trahan**, home vs. Vancouver
8/17/15: **Josh Anderson** and **Trevor Mitsui**, at Salem-Keizer
8/28/16: **Josh Anderson** (grand slam) & **Luke Lowery**, hm vs. Boi
6/15/17: **Billy Endris** and **Eudy Ramos**, at Everett
7/02/18: **Francis Martinez** and **Ryan Tufts**, home vs. Spokane
7/15/18: **Jake McCarthy** and **Francis Martinez**, home vs. Tri-City
8/19/18: **Jorge Perez** and **Zack Jones**, at Salem-Keizer
8/29/18: **Andy Yerzy** and **Francis Martinez**, at Boise
8/28/21: **Blaze Alexander** and **Tristin English**, home vs. Vanc.
7/01/22: **Fox Semones** (grand slam) and **Ryan Bliss**, at Tri-City
7/27/22: **Deyvison De Los Santos** and **Neyfy Castillo**, at Eugene
8/27/22: **A.J. Vukovich** and **Neyfy Castillo**, at Vancouver

-- Three times the Hops have had three home runs in an inning (though never three in a row): 8/2/2014 at Everett (Steve Nyisztor, Kevin Cron, Pedro Ruiz, top 1st); 8/28/16 home vs. Boise (Josh Anderson, Luke Lowery, Connor Owings, bottom 2nd); and 8/19/18 at Salem-Keizer (Jorge Perez, Zack Jones, Andy Yerzy, top 7th)

-- When Billy Endris and Eudy Ramos hit back-to-back home runs at Everett on June 15, 2017, they came in the top of the first inning on Opening Night. Endris and Ramos were the second and third batters of the entire season. It would be the only time all year the Hops went back-to-back.

Four- and Five-Hit Games

A Hops player has had at least four hits in a game on 41 separate occasions, including six five-hit games. (By contrast, no opposing player has ever had five hits in a game against the Hops.)

6/05/13, 4x4, **Yogey Perez-Ramos** at Salem-Keizer
8/09/13, 4x5, **Randy McCurry** home vs. Tri-City
8/09/13, 4x5, **George Roberts** home vs. Tri-City
8/17/13, 4x6, **Ryan Gebhardt** at Spokane

6/26/14, 4x5, **Todd Glaesmann** at Boise
6/26/14, 4x5, **Elvin Soto** at Boise
6/30/14, 4x5, **Elvin Soto (2)** home vs. Everett
7/10/14, **5x5**, **Steve Nyisztor** at Boise
8/03/14, 4x5, **Steve Nyisztor (2)** at Spokane

6/23/15, 4x5, **Zach Nehrir** home vs. Salem-Keizer
6/24/15, 4x4, **Zach Nehrir (2)** home vs. Salem-Keizer
7/05/15, 4x6, **Gerard Hernandez** at Everett
8/19/15, 4x5, **Luis Veras** at Salem-Keizer
9/01/15, 4x5, **Stephen Dezzi** at Boise
9/03/15, **5x6**, **Dansby Swanson** at Boise

7/29/16, 4x4, **Luke Lowery** home vs. Salem-Keizer
8/04/16, **5x5**, **Ramon Hernandez** at Evt (solo HR, grand slam, 6 RBIs)
8/04/16, 4x5, **Luke Lowery (2)** at Everett
8/07/16, **5x5**, **Luke Lowery (3)** at Everett (w/5 RBIs)
8/19/16, 4x5, **Mark Karaviotis** at Salem-Keizer

7/05/17, **5x6**, **Daulton Varsho** at Salem-Keizer, (w/5 RBIs)
7/05/17, 4x6, **Yan Sanchez** at Salem-Keizer (hit for cycle)
7/05/17, 4x5, **Pavin Smith** at Salem-Keizer
7/09/17, 4x5, **Camden Duzenack** at Spokane
7/17/17, 4x5, **Daulton Varsho (2)** at Vancouver (w/5 RBIs)
7/18/17, 4x6, **Eudy Ramos** at Vancouver
7/18/17, **5x5**, **Pavin Smith (2)** at Vancouver
7/20/17, 4x5, **Pavin Smith (3)** home vs. Spokane
7/27/17, 4x5, **Yan Sanchez (2)** at Boise
7/28/17, 4x5, **Eudy Ramos (2)** at Eugene
8/18/17, 4x5, **Camden Duzenack (2)** home vs. Eugene

7/06/18, 4x4, **Andy Yerzy** at Salem-Keizer
7/11/18, 4x5, **Ryan Dobson** home vs. Tri-City
7/13/18, 4x5, **Tra Holmes** home vs. Tri-City
7/30/18, 4x4, **Will Gorman** at Spokane
8/19/18, 4x5, **Andy Yerzy (2)** at Salem-Keizer

7/02/19, 4x5, **Steven Leyton** at Vancouver
7/12/19, 4x4, **Kristian Robinson** at Boise

7/16/21, 4x4, **Cam Coursey** home vs. Vancouver
8/22/21, 4x5, **Jorge Barrosa** at Spokane (G1 of doubleheader)
8/25/21, 4x5, **Ronny Simon** home vs. Vancouver

4/17/22, 4x5, **Tim Tawa** home vs. Everett
4/27/22, 4x5, **Tim Tawa (2)** home vs. Vancouver
5/04/22, 4x5, **Tim Tawa (3)** at Eugene
6/01/22, 4x5, **A.J. Vukovich** at Tri-City
6/17/22, 4x6, **Tim Tawa (4)** at Spokane
8/06/22, 4x5, **A.J. Vukovich (2)** at Everett
8/06/22, 4x5, **Deyvison De Los Santos** at Everett
8/07/22, 4x6, **Jordan Lawlar** at Everett

Notes:

-- **Tim Tawa** has the most 4+ hit games with four, all in a two-month period in 2022. **Luke Lowery** and **Pavin Smith** each accomplished it three times; those with two occurrences are **Camden Duzenack**, **Zach Nehrir**, **Steve Nyisztor**, **Eudy Ramos**, **Yan Sanchez**, **Elvin Soto**, **Daulton Varsho**, **A.J. Vukovich** and **Andy Yerzy**

-- **Zach Nehrir** had four hits in back-to-back games—the first two home games of the 2015 season.

-- **Dansby Swanson** was 5-for-5 when he came to bat in the top of the 9th inning on 9/3/15 at Boise, with a chance to tie the NWL record of six hits in a game. Alas, he struck out in his final at-bat.

Year-By-Year Northwest League Standings and Leaders

2013

***** FIRST HALF *****

SOUTH	W	L	PCT	GB
Salem-Keizer (SF)*	23	15	.605	---
Boise (CHC)	21	17	.553	2.0
Eugene (SD)	13	25	.342	10.0
Hillsboro (AZ)	11	27	.289	12.0
NORTH	W	L	PCT	GB
Everett (SEA)*	23	15	.605	---
Vancouver (TOR)	22	16	.579	1.0
Spokane (TEX)	20	18	.526	3.0
Tri-City (COL)	19	19	.500	4.0

***** SECOND HALF *****

SOUTH	W	L	PCT	GB
Salem-Keizer (SF)*	24	14	.632	---
Hillsboro (AZ)	23	15	.605	1.0
Boise (CHC)	20	18	.526	4.0
Eugene (SD)	14	24	.368	10.0
NORTH	W	L	PCT	GB
Everett (SEA)*	21	17	.553	---
Spokane (TEX)	18	20	.474	3.0
Vancouver (TOR)	17	21	.447	4.0
Tri-City (COL)	15	23	.395	6.0

***** OVERALL *****

SOUTH	W	L	PCT	GB
Salem-Keizer (SF)	47	29	.618	---
Boise (CHC)	41	35	.539	6.0
Hillsboro (AZ)	34	42	.447	13.0
Eugene (SD)	27	49	.355	20.0
NORTH	W	L	PCT	GB
Everett (SEA)	44	32	.579	---
Vancouver (TOR)	39	37	.513	5.0
Spokane (TEX)	38	38	.500	6.0
Tri-City (COL)	34	42	.447	10.0

***** POSTSEASON *****

South Division Series:

Boise over Salem-Keizer, 2 games to 0

North Division Series:

Vancouver over Everett, 2 games to 0

Northwest League Championship Series:

Vancouver over Boise, 2 games to 1

***** LEADERS *****

AVG: .355, Kevin Encarnacion, Boise
HITS: 82, Yogyey Perez-Ramos, Hillsboro
HR: 9, L.B. Dantzler, Vancouver
RBIs: 48, Yasiel Balaguert, Boise
SB: 23, Ian Parnley, Vancouver
WINS: 9, Drew Leenhouts, Salem-Keizer
ERA: 2.13, Kelvin Vasquez, Spokane
SAVES: 15, Trent Daniel, Tri-City
Ks: 78, Chris Johnson, Salem-Keizer

* = won first- or second-half pennant

2014

***** FIRST HALF *****

SOUTH	W	L	PCT	GB
Hillsboro (AZ)*	22	16	.579	---
Boise (CHC)	22	16	.579	---
Salem-Keizer (SF)	18	20	.474	4.0
Eugene (SD)	15	23	.395	7.0
NORTH	W	L	PCT	GB
Spokane (TEX)*	25	13	.658	---
Vancouver (TOR)	25	13	.658	---
Tri-City (COL)	14	24	.368	11.0
Everett (SEA)	11	27	.289	14.0

***** SECOND HALF *****

SOUTH	W	L	PCT	GB
Hillsboro (AZ)*	26	12	.684	---
Salem-Keizer (SF)	20	18	.526	6.0
Boise (CHC)	19	19	.500	7.0
Eugene (SD)	15	23	.395	11.0
NORTH	W	L	PCT	GB
Vancouver (TOR)*	21	17	.553	---
Tri-City (COL)	19	19	.500	2.0
Everett (SEA)	17	21	.447	4.0
Spokane (TEX)	15	23	.395	6.0

***** OVERALL *****

SOUTH	W	L	PCT	GB
Hillsboro (AZ)	48	28	.632	---
Boise (CHC)	41	35	.539	7.0
Salem-Keizer (SF)	38	38	.500	10.0
Eugene (SD)	30	46	.395	18.0
NORTH	W	L	PCT	GB
Vancouver (TOR)	46	30	.605	---
Spokane (TEX)	40	36	.526	6.0
Tri-City (COL)	33	43	.434	13.0
Everett (SEA)	28	48	.368	18.0

***** POSTSEASON *****

South Division Series:

Hillsboro over Boise, 2 games to 0

North Division Series:

Vancouver over Spokane, 2 games to 0

Northwest League Championship Series:

Hillsboro over Vancouver, 2 games to 0

***** LEADERS *****

AVG: .335, Eduard Pinto, Spokane
HITS: 90, Franklyn Barreto, Vancouver
HR: 11 (tie), Ryan McBroom, Vancouver
 and Luke Tandler, Spokane
RBIs: 61, Franklyn Barreto, Vancouver
SB: 48, Roemon Fields, Vancouver
WINS: 7 (tie), Jason Forjet, Salem-Keizer
 and Michael Kelly, Eugene
ERA: 1.77, Jairo Labourt, Vancouver
SAVES: 14 (tie), Zac Curtis, Hillsboro
 and Eury Sanchez, Salem-Keizer
Ks: 87, Jason Forjet, Salem-Keizer

2015

***** FIRST HALF *****

SOUTH	W	L	PCT	GB
Hillsboro (AZ)*	22	16	.579	---
Salem-Keizer (SF)	20	18	.526	2.0
Eugene (CHC)	17	21	.447	5.0
Boise (COL)	14	24	.368	8.0
NORTH	W	L	PCT	GB
Tri-City (SD)*	22	16	.579	---
Everett (SEA)	22	16	.579	---
Spokane (TEX)	19	19	.500	3.0
Vancouver (TOR)	16	22	.421	6.0

***** SECOND HALF *****

SOUTH	W	L	PCT	GB
Hillsboro (AZ)*	23	15	.605	---
Eugene (CHC)	21	17	.553	2.0
Salem-Keizer (SF)	19	19	.500	4.0
Boise (COL)	16	22	.421	7.0
NORTH	W	L	PCT	GB
Everett (SEA)*	20	18	.526	---
Tri-City (SD)	20	18	.526	---
Vancouver (TOR)	18	20	.474	2.0
Spokane (TEX)	15	23	.395	5.0

***** OVERALL *****

SOUTH	W	L	PCT	GB
Hillsboro (AZ)	45	31	.592	---
Salem-Keizer (SF)	39	37	.513	6.0
Eugene (CHC)	38	38	.500	7.0
Boise (COL)	30	46	.395	15.0
NORTH	W	L	PCT	GB
Everett (SEA)	42	34	.553	---
Tri-City (SD)	42	34	.553	---
Spokane (TEX)	34	42	.447	8.0
Vancouver (TOR)	34	42	.447	8.0

***** POSTSEASON *****

South Division Series:

Hillsboro over Salem-Keizer, 2 games to 1

North Division Series:

Tri-City over Everett, 2 games to 0

Northwest League Championship Series:

Hillsboro over Tri-City, 2 games to 1

***** LEADERS *****

AVG: .358, Drew Jackson, Everett
HITS: 88, Miguel Gomez, Salem-Keizer
HR: 12, Chris Shaw, Salem-Keizer
RBIs: 52, Miguel Gomez, Salem-Keizer
SB: 47, Drew Jackson, Everett
WINS: 7 (tie), Jared Miller, Hillsboro
 and Drew Leenhouts, Salem-Keizer
ERA: 2.32, Carlos Hernandez, Hillsboro
SAVES: 10, Andrew Case, Vancouver
Ks: 93, Carlos Hernandez, Hillsboro

2016

●●●●●●● FIRST HALF ●●●●●●●

SOUTH	W	L	PCT	GB
Eugene (CHC)*	28	10	.737	---
Hillsboro (AZ)	19	19	.500	9.0
Salem-Keizer (SF)	17	21	.447	11.0
Boise (COL)	16	22	.421	12.0
NORTH	W	L	PCT	GB
Spokane (TEX)*	19	19	.500	---
Tri-City (SD)	19	19	.500	---
Everett (SEA)	18	20	.474	1.0
Vancouver (TOR)	16	22	.421	3.0

●●●●●●● SECOND HALF ●●●●●●●

SOUTH	W	L	PCT	GB
Eugene (CHC)*	26	12	.684	---
Hillsboro (AZ)	23	14	.622	2.5
Boise (COL)	17	21	.447	9.0
Salem-Keizer (SF)	15	21	.417	10.0
NORTH	W	L	PCT	GB
Everett (SEA)*	27	11	.711	---
Tri-City (SD)	15	23	.395	12.0
Vancouver (TOR)	13	23	.361	13.0
Spokane (TEX)	13	24	.351	13.5

●●●●●●● OVERALL ●●●●●●●

SOUTH	W	L	PCT	GB
Eugene (CHC)	54	22	.711	---
Hillsboro (AZ)	42	33	.560	11.5
Boise (COL)	33	43	.434	21.0
Salem-Keizer (SF)	32	42	.432	21.0
NORTH	W	L	PCT	GB
Everett (SEA)	45	31	.592	---
Tri-City (SD)	34	42	.447	11.0
Spokane (TEX)	32	43	.427	12.5
Vancouver (TOR)	29	45	.392	15.0

●●●●●●● POSTSEASON ●●●●●●●

South Division Series:

Eugene over Hillsboro, 2 games to 1

North Division Series:

Everett over Spokane, 2 games to 0

Northwest League Championship Series:

Eugene over Everett, 2 games to 1

●●●●●●● LEADERS ●●●●●●●

AVG: .362, Eric Filia, Everett

HITS: 89, Eric Filia, Everett

HR: 10, Gio Brusa, Salem-Keizer

RBIs: 46 (tie), Kristian Brito, Everett
and Eric Filia, Everett

SB: 36, Garrett Hampson, Boise

WINS: 7, Anfernee Benitez, Hillsboro

ERA: 2.84, Patrick Murphy, Vancouver

SAVES: 13, Julian Fernandez, Boise

Ks: 77, Will Headean, Tri-City

2017

●●●●●●● FIRST HALF ●●●●●●●

SOUTH	W	L	PCT	GB
Hillsboro (AZ)*	22	16	.579	---
Eugene (CHC)	21	17	.553	1.0
Boise (COL)	19	19	.500	3.0
Salem-Keizer (SF)	16	22	.421	6.0
NORTH	W	L	PCT	GB
Vancouver (TOR)*	21	17	.553	---
Tri-City (SD)	20	18	.526	1.0
Everett (SEA)	17	21	.447	4.0
Spokane (TEX)	16	22	.421	5.0

●●●●●●● SECOND HALF ●●●●●●●

SOUTH	W	L	PCT	GB
Hillsboro (AZ)*	19	19	.500	---
Boise (COL)	18	20	.474	1.0
Eugene (CHC)	18	20	.474	1.0
Salem-Keizer (SF)	13	25	.342	6.0
NORTH	W	L	PCT	GB
Spokane (TEX)*	23	15	.605	---
Vancouver (TOR)	22	16	.579	1.0
Tri-City (SD)	20	18	.526	3.0
Everett (SEA)	19	19	.500	4.0

●●●●●●● OVERALL ●●●●●●●

SOUTH	W	L	PCT	GB
Hillsboro (AZ)	41	35	.539	---
Eugene (CHC)	39	37	.513	2.0
Boise (COL)	37	39	.487	4.0
Salem-Keizer (SF)	29	47	.382	12.0
NORTH	W	L	PCT	GB
Vancouver (TOR)	43	33	.566	---
Tri-City (SD)	40	36	.526	3.0
Spokane (TEX)	39	37	.513	4.0
Everett (SEA)	36	40	.474	7.0

●●●●●●● POSTSEASON ●●●●●●●

South Division Series:

Eugene over Hillsboro, 2 games to 0

North Division Series:

Vancouver over Spokane, 2 games to 0

Northwest League Championship Series:

Vancouver over Eugene, 3 games to 1

●●●●●●● LEADERS ●●●●●●●

AVG: .342, Logan Baldwin, Salem-Keizer

HITS: 87, Eugene Helder, Everett

HR: 12, Curtis Terry, Spokane

RBIs: 65, Ryan Kirby, Salem-Keizer

SB: 37, Steven Linkous, Boise

WINS: 7 (tie), Michael Suarez, Everett
and Andres Torres, Everett

ERA: 2.60, Ben Sheckler, Tri-City

SAVES: 13, William Ouellette, Vancouver

Ks: 87, Cole Ragans, Spokane

2018

●●●●●●● FIRST HALF ●●●●●●●

SOUTH	W	L	PCT	GB
Hillsboro (AZ)*	24	14	.632	---
Boise (COL)	21	17	.553	3.0
Salem-Keizer (SF)	20	18	.526	4.0
Eugene (CHC)	14	24	.368	10.0
NORTH	W	L	PCT	GB
Everett (SEA)*	20	18	.526	---
Vancouver (TOR)	19	19	.500	1.0
Tri-City (SD)	18	20	.474	2.0
Spokane (TEX)	16	22	.421	4.0

●●●●●●● SECOND HALF ●●●●●●●

SOUTH	W	L	PCT	GB
Hillsboro (AZ)*	27	11	.711	---
Eugene (CHC)	17	21	.447	10.0
Salem-Keizer (SF)	16	22	.421	11.0
Boise (COL)	14	24	.368	13.0
NORTH	W	L	PCT	GB
Spokane (TEX)*	22	16	.579	---
Vancouver (TOR)	21	17	.553	1.0
Everett (SEA)	18	20	.474	4.0
Tri-City (SD)	17	21	.447	5.0

●●●●●●● OVERALL ●●●●●●●

SOUTH	W	L	PCT	GB
Hillsboro (AZ)	51	25	.671	---
Salem-Keizer (SF)	36	40	.474	15.0
Boise (COL)	35	41	.461	16.0
Eugene (CHC)	31	45	.408	20.0
NORTH	W	L	PCT	GB
Vancouver (TOR)	40	36	.526	---
Everett (SEA)	38	38	.500	2.0
Spokane (TEX)	38	38	.500	2.0
Tri-City (SD)	35	41	.461	5.0

●●●●●●● POSTSEASON ●●●●●●●

South Division Series:

Eugene over Hillsboro, 2 games to 0

North Division Series:

Spokane over Everett, 2 games to 1

Northwest League Championship Series:

Eugene over Spokane, 3 games to 0

●●●●●●● LEADERS ●●●●●●●

AVG: .366, Diosbel Arias, Spokane

HITS: 88, Kyle McPherson, Salem-Keizer

HR: 15, Curtis Terry, Spokane

RBIs: 60, Curtis Terry, Spokane

SB: 28 (tie), Fernando Kelli, Eugene
and Tanner Kirwer, Vancouver

WINS: 7, Will McAffar, Vancouver

ERA: 2.54, Faustino Carrera, Eugene

SAVES: 12 (tie), Emmanuel Clase, Spokane
and Jesus Tona, Salem-Keizer

Ks: 79, Seth Nordlin, Spokane

2019

●●●●●●● FIRST HALF ●●●●●●●

SOUTH	W	L	PCT	GB
Salem-Keizer (SF)*	26	12	.684	---
Hillsboro (AZ)	24	14	.632	2.0
Eugene (CHC)	16	22	.421	10.0
Boise (COL)	15	23	.395	11.0
NORTH	W	L	PCT	GB
Spokane (TEX)*	22	16	.579	---
Everett (SEA)	18	20	.474	4.0
Tri-City (SD)	16	22	.421	6.0
Vancouver (TOR)	15	23	.395	7.0

●●●●●●● SECOND HALF ●●●●●●●

SOUTH	W	L	PCT	GB
Hillsboro (AZ)*	24	14	.632	---
Salem-Keizer (SF)	20	18	.526	4.0
Eugene (CHC)	17	21	.447	7.0
Boise (COL)	12	26	.316	12.0
NORTH	W	L	PCT	GB
Spokane (TEX)*	23	15	.605	---
Tri-City (SD)	22	16	.579	1.0
Everett (SEA)	19	19	.500	4.0
Vancouver (TOR)	15	23	.395	8.0

●●●●●●● OVERALL ●●●●●●●

SOUTH	W	L	PCT	GB
Hillsboro (AZ)	48	28	.632	---
Salem-Keizer (SF)	46	26	.605	2.0
Eugene (CHC)	33	43	.434	15.0
Boise (COL)	27	49	.355	21.0
NORTH	W	L	PCT	GB
Spokane (TEX)	45	31	.592	---
Tri-City (SD)	38	38	.500	7.0
Everett (SEA)	37	39	.487	8.0
Vancouver (TOR)	30	46	.395	15.0

●●●●●●● POSTSEASON ●●●●●●●

South Division Series:
Hillsboro over Salem-Keizer, 2 games to 0

North Division Series:
Tri-City over Spokane, 2 games to 1

Northwest League Championship Series:
Hillsboro over Tri-City, 3 games to 2

●●●●●●● LEADERS ●●●●●●●

AVG: .335, Blaine Crim, Spokane
HITS: 72, Edmond American, Eugene
HR: 14, Franklin Labour, Salem-Keizer
RBIs: 45, Blaine Crim, Spokane
SB: 26, Reinaldo Ibarra, Tri-City
WINS: 8, Deyni Olivero, Hillsboro
ERA: 2.09, Deyni Olivero, Hillsboro
SAVES: 12, Jacob Wallace, Boise
Ks: 72, Luis Frias, Hillsboro

2021

In 2021, the league transitioned to a long-season league. Because of the pandemic and the uncertainty when the schedule was set of teams' ability to play a full season, no split-season format was used.

When two teams—Boise and Salem-Keizer—were eliminated from the league in 2020, divisions were also scrapped.

Three teams changed affiliations: Eugene (Cubs to Giants), Spokane (Rangers to Rockies) and Tri-City (Padres to Angels).

●●●●●●● OVERALL ●●●●●●●

	W	L	PCT	GB
Eugene (SF)	69	50	.580	---
Spokane (COL)	67	49	.578	0.5
Everett (SEA)	61	56	.521	7.0
Hillsboro (AZ)	52	60	.464	13.5
Vancouver (TOR)	55	64	.462	14.0
Tri-City (LAA)	43	68	.387	22.0

●●●●●●● POSTSEASON ●●●●●●●

Championship Series:
Eugene over Spokane, 3 games to 1

●●●●●●● LEADERS ●●●●●●●

AVG: .336, Ismael Munguia, Eugene
HITS: 113 (tie), Spencer Horwitz and Tanner Morris, Vancouver
HR: 20, Cade Marlowe, Everett
RBIs: 77, Cade Marlowe, Everett
SB: 33, Nick Dalesandro, Hillsboro
WINS: 10 (tie), Chris McMahon, Spokane and Travis Perry, Eugene
ERA: 4.17, Chris McMahon, Spokane
SAVES: 17, Chris Wright, Eugene
Ks: 142, Kai-Wei Teng, Eugene

2022

●●●●●●● FIRST HALF ●●●●●●●

	W	L	PCT	GB
Eugene (SF)*	38	25	.603	---
Spokane (COL)	34	30	.531	4.5
Everett (SEA)	31	34	.477	8.0
Vancouver (TOR)	30	33	.476	8.0
Tri-City (LAA)	29	34	.460	9.0
Hillsboro (AZ)	29	35	.453	9.5

●●●●●●● SECOND HALF ●●●●●●●

	W	L	PCT	GB
Eugene (SF)*	43	23	.652	---
Vancouver (TOR)	37	29	.561	6.0
Hillsboro (AZ)	31	35	.470	12.0
Spokane (COL)	30	36	.455	13.0
Tri-City (LAA)	29	37	.439	14.0
Everett (SEA)	28	38	.424	15.0

●●●●●●● OVERALL ●●●●●●●

	W	L	PCT	GB
Eugene (SF)	81	48	.628	---
Vancouver (TOR)	67	62	.519	14.0
Spokane (COL)	64	66	.492	17.5
Hillsboro (AZ)	60	70	.462	21.5
Everett (SEA)	59	72	.450	23.0
Tri-City (LAA)	58	71	.450	23.0

●●●●●●● POSTSEASON ●●●●●●●

Northwest League Championship Series:
Eugene over Vancouver, 3 games to 0

●●●●●●● LEADERS ●●●●●●●

AVG: .300, Colin Simpson, Spokane
HITS: 123, Alberto Rodriguez, Everett
HR: 26, Daniel Gomez, Everett
RBIs: 69, A.J. Vukovich, Hillsboro
SB: 50, Zac Veen, Spokane
WINS: 11, Abel Adames, Eugene
ERA: 3.82, Scott Randall, Hillsboro
SAVES: 13, Nick Avila, Eugene
Ks: 133, Jimmy Joyce, Everett

RESULTS BY CATEGORY 2013-22

Regular Season	2013	2014	2015	2016	2017	2018	2019	2021	2022	All-Time
Overall	34-42	48-28	45-31	42-33	41-35	51-25	48-28	52-60	60-70	421-352
1st Half	11-27	22-16	22-16	19-19	22-16	24-14	24-14	24-34	29-35	197-191
2nd Half	23-15	26-12	23-15	23-14	19-19	27-11	24-14	28-26	31-35	224-161
Home (all gms in home park)	16-22	23-15	24-14	26-12	20-18	26-12	28-10	40-33	33-33	236-169
Road	18-20	25-13	21-17	16-21	21-17	25-13	20-18	12-27	27-37	185-183
Day	5-5	9-3	6-7	7-5	9-5	7-5	11-1	5-13	12-16	71-60
Night	29-37	39-25	39-24	35-28	32-30	44-20	37-27	47-47	48-54	350-292
vs. LHSP	9-7	15-5	10-10	15-9	14-13	13-7	12-4	9-14	14-22	111-91
vs. RHSP	25-35	33-23	35-21	27-24	27-20	38-18	36-24	43-46	46-48	310-261
Current Streak									Won 1	
Longest W Streak	7	8	6	6	7	9	7	6	5	9
Longest L Streak	6	3	4	3	4	3	3	8	10	10
Extra Innings	7-3	6-1	4-3	1-2	2-2	8-3	3-1	0-6	6-2	37-23
DH (swept/got swept/split)	0-0-2	0-0-1	0-0-0	0-0-0	0-0-0	0-0-0	0-0-0	1-2-1	3-0-0	4-2-4
Shutouts	7-9	6-1	11-4	5-7	7-3	6-4	11-5	4-3	3-12	60-49
1-Run Games	13-14	18-10	21-6	10-5	9-9	22-7	11-8	10-20	22-22	136-101
2-Run Games	5-7	9-2	4-6	4-5	7-9	9-8	6-9	12-10	7-13	63-69
3-Run Games	4-6	6-6	6-6	8-5	4-4	9-3	6-7	12-8	5-5	61-50
4+ Run Games	12-15	14-10	14-13	20-18	21-13	11-7	25-4	18-22	26-30	161-132
Home vs. Eugene	3-3	4-2	4-2	4-2	3-3	4-2	6-0	11-9	6-6	45-29
Home vs. Everett	2-3	4-1	2-3	3-2	4-1	4-1	4-0	2-4	5-7	30-22
Home vs. Spokane	3-2	4-1	4-1	5-0	2-3	5-0	0-3	3-3	7-5	33-18
Home vs. Tri-City	4-1	2-3	3-2	3-2	2-3	4-1	2-1	7-5	5-7	32-25
Home vs. Vancouver	2-3	2-3	3-2	2-3	2-3	2-3	3-1	17-12	10-8	43-38
Home vs. Boise	1-5	4-2	3-3	4-2	4-2	3-3	6-3	----	----	25-20
Home vs. Salem-Keizer	1-5	3-3	5-1	5-1	3-3	4-2	7-2	----	----	28-17
At Eugene	4-2	5-1	4-2	3-3	1-5	4-2	6-3	4-12	3-8	34-38
At Everett	1-4	4-1	3-2	3-2	3-2	3-2	1-2	3-2	9-8	30-25
At Spokane	4-1	4-1	2-3	1-3	2-3	3-2	2-2	0-6	4-8	22-29
At Tri-City	1-4	3-2	2-3	3-2	1-4	4-1	2-2	5-7	8-4	29-29
At Vancouver	2-3	3-2	2-3	1-4	5-0	2-3	3-0	0-0	3-9	21-24
At Boise	4-2	3-3	4-2	3-3	4-2	4-2	5-4	----	----	27-18
At Salem-Keizer	2-4	3-3	4-2	2-4	5-1	5-1	1-5	----	----	22-20
Total vs. Eugene	7-5	9-3	8-4	7-5	4-8	8-4	12-3	15-21	9-14	79-67
Total vs. Everett	3-7	8-2	5-5	6-4	7-3	7-3	5-2	5-6	14-15	60-47
Total vs. Spokane	7-3	8-2	6-4	6-3	4-6	8-2	2-5	3-9	11-13	55-47
Total vs. Tri-City	5-5	5-5	5-5	6-4	3-7	8-2	4-3	12-12	13-11	61-54
Total vs. Vancouver	4-6	5-5	5-5	3-7	7-3	4-6	6-1	17-12	13-17	64-62
Total vs. Boise	5-7	7-5	7-5	7-5	8-4	7-5	11-7	----	----	52-38
Total vs. Salem-Keizer	3-9	6-6	9-3	7-5	8-4	9-3	8-7	----	----	50-37
April	----	----	----	----	----	----	----	----	11-9	11-9
May	----	----	----	----	----	----	----	10-14	12-12	22-26
June	4-13	11-7	7-6	6-8	8-8	10-6	11-6	9-15	9-17	75-86
July	12-18	18-12	17-13	17-13	18-11	19-11	19-11	15-13	8-16	143-118
August	16-11	18-9	16-11	16-11	14-14	20-7	17-10	11-15	15-11	143-99
September	2-0	1-0	5-1	3-1	1-2	2-1	1-1	7-3	5-5	27-14
Postseason	2013	2014	2015	2016	2017	2018	2019	2021	2022	All-Time
Overall	0-0	4-0	4-2	1-2	0-2	0-2	5-2	0-0	0-0	14-10
Total vs. Eugene	0-0	0-0	0-0	1-2	0-2	0-2	0-0	0-0	0-0	1-6
Total vs. Everett	0-0	0-0	0-0	0-0	0-0	0-0	0-0	0-0	0-0	0-0
Total vs. Spokane	0-0	0-0	0-0	0-0	0-0	0-0	0-0	0-0	0-0	0-0
Total vs. Tri-City	0-0	0-0	2-1	0-0	0-0	0-0	3-2	0-0	0-0	5-3
Total vs. Vancouver	0-0	2-0	0-0	0-0	0-0	0-0	0-0	0-0	0-0	2-0
Total vs. Boise	0-0	2-0	0-0	0-0	0-0	0-0	0-0	----	----	2-0
Total vs. Salem-Keizer	0-0	0-0	2-1	0-0	0-0	0-0	2-0	----	----	4-1

8/1/17: Hops Host NWL-Pioneer League All-Star Game



16 cities & 14 MLB organizations represented in multi-day celebration of professional baseball

On August 1st, 2017, the Hillsboro Hops set the standard as host of the annual Northwest League-Pioneer League All-Star Game, the midsummer classic featuring the best players from the two leagues.

- The game capped a multi-day celebration that included a fan-fest and a home run derby won by Boise's Daniel Jipping, who beat Idaho Falls' Robby Rinn in the final.
- ESPN's Neil Everett served as on-field announcer for the home run derby.
- The Northwest League won the All-Star Game 5-4. After trailing 4-0, the NWL came from behind.
- All nine runs were scored in two half-innings—the Pioneer League plated four runs in the top of the second, and the NWL responded with five in the bottom of the fifth. The tying and go-ahead runs came home on bases-loaded walks drawn by **Daulton Varsho** of the Hops and **Steven Linkous** of the Boise Hawks.
- Luis Asuncion of Tri-City (in the Padres organization) was named the game's Most Valuable Player in a tough decision—no single NWL player had more than one hit, run scored or RBI. Asuncion, who drove home the first run of the fifth inning with an opposite-field double, had the NWL's only extra-base hit.
- Six Hops appeared in the game, more than any other club: third baseman **Eudy Ramos** and first baseman **Pavin Smith** were starters, while shortstop **Camden Duzenack** and catcher **Daulton Varsho** entered in the bottom of the fifth; and pitchers **Riley Smith** and **Erbert Gonzalez** pitched in relief. Pitcher **Tyler Keele** was selected and in uniform, but did not pitch. Hops manager **Shawn Roof**, and coaches **Mike Parrott**, **Franklin Stubbs**, **Jorge Cortes** and **Ben Petrick** served as the NWL coaching staff.
- Idaho Falls (Royals organization) had the second-most players appear in the game, with five.

	1	2	3	4	5	6	7	8	9	R	H	E
Pioneer League	0	4	0	0	0	0	0	0	0	4	8	0
Northwest League	0	0	0	0	5	0	0	0	x	5	8	0

Pioneer League	Pos	Club	Parent Club	AB	R	H	RBI	BB	SO
Shael Mendoza	2B	Grand Junction	Rockies	3	1	1	1	0	2
Keshawn Lynch	2B	Missoula	Diamondbacks	2	0	0	0	0	1
Amalani Fukofuka	CF	Idaho Falls	Royals	2	0	1	1	0	1
Miles Gordon	CF	Billings	Reds	1	0	1	0	0	0
Luis Paz	DH	Ogden	Dodgers	4	0	0	0	0	1
Darrell Miller	C	Idaho Falls	Royals	2	0	0	0	0	1
Dominic Miroglio	ph/C	Missoula	Diamondbacks	1	0	0	0	0	1
Ryan Vega	RF	Orem	Angels	2	0	0	0	0	0
Craig Dedelow	ph/RF	Great Falls	White Sox	2	0	0	0	0	0
Robby Rinn	1B	Idaho Falls	Royals	4	1	1	0	0	1
Starling Heredia	LF	Ogden	Dodgers	2	0	0	0	0	2
Gabriel Maciel	LF	Missoula	Diamondbacks	1	0	0	0	1	0
Ryan Vilade	SS	Grand Junction	Rockies	2	1	1	0	0	0
Leonardo Rivas	SS	Orem	Angels	2	0	1	0	0	1
Dallas Carroll	3B	Helena	Brewers	2	1	1	2	0	0
Anthony Villa	3B	Great Falls	White Sox	1	0	1	0	1	0

Northwest League	Pos	Club	Parent Club	AB	R	H	RBI	BB	SO
Malique Ziegler	CF	Salem-Keizer	Giants	2	0	0	0	0	0
Luis Asuncion	RF	Tri-City	Padres	3	1	1	1	0	1
Manuel Geraldo	SS/3B	Salem-Keizer	Giants	3	0	1	0	0	1
Cam Duzenack	ph/SS	Hillsboro	Diamondbacks	2	1	1	1	0	0
Eudy Ramos	3B	Hillsboro	Diamondbacks	3	0	1	0	0	0
Pavin Smith	1B	Hillsboro	Diamondbacks	2	0	1	0	0	0
Gustavo Polanco	ph/1B	Eugene	Cubs	2	0	0	0	0	0
Ryan Kirby	DH	Salem-Keizer	Giants	2	0	0	0	0	0
David Banuelos	ph/DH	Everett	Mariners	2	1	1	1	0	1
Daniel Jipping	RF	Boise	Rockies	1	1	0	0	2	0
Tyler Ratliff	ph/LF	Spokane	Rangers	1	1	1	0	1	0
Riley Adams	C	Vancouver	Blue Jays	1	0	1	0	1	0
Daulton Varsho	ph/C	Hillsboro	Diamondbacks	1	0	0	1	1	0
Steven Linkous	LF/CF	Boise	Rockies	3	0	0	1	1	0
Joseph Rosa	2B	Everett	Mariners	3	1	0	0	1	1

PIONEER LEAGUE BATTING:
2B: Villa **3B:** Gordon **GDP:** Dedelow
Team RISP: 3-for-9 **Team LOB:** 6

NORTHWEST LEAGUE BATTING:
2B: Asuncion **GDP:** Polanco
Team RISP: 2-for-11 **Team LOB:** 9

PIONEER LEAGUE BASERUNNING:
SB: Mendoza 2, Fukofuka 2
CS: Maciel (2nd base by Pascual/Varsho)

NORTHWEST LEAGUE BASERUNNING:
SB: Geraldo

PIONEER LEAGUE FIELDING:
PB: Miller **DP:** 1

NORTHWEST LEAGUE FIELDING:
DP: 2

PITCHING:

Pioneer League	R/L	Club	Parent Club	IP	H	R	ER	BB	SO	HR
Elvin Rodriguez	R	Orem	Angels	1.0	1	0	0	0	0	0
Nelson Hernandez	R	Helena	Brewers	1.0	1	0	0	1	0	0
Chris Rodriguez	R	Orem	Angels	1.0	0	0	0	0	1	0
Jansel Lara	R	Idaho Falls	Royals	1.0	1	0	0	1	0	0
Holden Capps	L	Idaho Falls	Royals	0.2	4	4	4	1	0	0
Moises Nova	R	Billings	Reds	0.0	0	1	1	4	0	0
Abraham Almonte	R	Missoula	Diamondbacks	0.1	0	0	0	0	1	0
Packy Naughton	L	Billings	Reds	1.0	0	0	0	0	1	0
James Carter	R	Ogden	Dodgers	1.0	1	0	0	0	1	0
Michael Agis	R	Grand Junc.	Colorado	1.0	0	0	0	0	0	0
Totals				8.0	8	5	5	7	4	0

Northwest League	R/L	Club	Parent Club	IP	H	R	ER	BB	SO	HR
Stetson Woods	R	Salem-Keizer	Giants	1.0	0	0	0	0	2	0
Emmanuel Ramirez	R	Tri-City	Padres	0.2	5	4	4	0	1	0
William Ouellette	R	Vancouver	Blue Jays	0.1	0	0	0	0	1	0
Riley Smith	R	Hillsboro	Diamondbacks	1.0	0	0	0	0	0	0
Andres Torres	R	Everett	Mariners	1.0	0	0	0	0	1	0
Henry Henry	R	Tri-City	Padres	1.0	0	0	0	0	2	0
Jesus Camargo	R	Eugene	Cubs	1.0	0	0	0	0	1	0
Orlando Pascual	R	Vancouver	Blue Jays	1.0	1	0	0	1	2	0
Luis Aquino	R	Eugene	Cubs	1.0	1	0	0	0	0	0
Erbert Gonzalez	R	Hillsboro	Diamondbacks	0.2	0	0	0	0	1	0
Joe Galindo	R	Tri-City	Padres	0.1	1	0	0	1	0	0
Totals				9.0	8	4	4	2	11	0

Nova pitched to 4 batters in 5th
Win: Henry **Loss:** Nova **Save:** Galindo
WP: Lara 2, Ramirez 1 **HBP:** Fukofuka (by Woods), Miroglio (by Aquino)
Inherited runners-scored: Ouellette 1-0, Almonte 3-0, Nova 1-1
Umps: HP: Tanner Moore 1B: Chris Presley-Murphy 2B: Alex Nash 3B: Anthony Warner
Weather: 94 degrees, sunny **Wind:** 11 MPH, out to CF **T:** 3:08 **Att:** 4,024

Career Games Played By Position

CATCHER (30): Elvin Soto 75, Andy Yerzy 74, Nick Dalesandro 74, Alexis Olmeda 60, A. Del Castillo 54, Luke Lowery 40, Daulton Varsho 36, Ryan January 36, Ramses Malave 36, Lyle Lin 34, Jose Queliz 34, Yosbel Gutierrez 31, Tim Susnara 31, Caleb Roberts 28, Axel Andueza 25, Daniel Wasinger 22, Stryker Trahan 21, Nate Irving 20, Tyler Baker 19, Zack Jones 12, BJ Lopez 11, Grant Nelson 10, Luvin Valbuena 7, Cole Thompson 6, Gavin Logan 5, G. Stupienski 2, Jose Herrera 2, Carson Kelly 2, Shane Muntz 2, L. Herbert 1

FIRST BASE (45): Andy Yerzy 72, Spencer Brickhouse 72, Trevor Mitsui 56, Francis Martinez 53, George Roberts 51, Axel Andueza 47, Justin Chigbogu 42, Pavin Smith 42, Kevin Cron 27, Caleb Roberts 22, Lyle Lin 22, Bennie Robinson 20, Neyfy Castillo 20, Tristin English 19, Alexis Olmeda 18, Elian Miranda 17, Jake Mayers 16, Josh Anderson 16, Ryan Tufts 16, Ryan Kinsella 15, Luis Lara 13, Daniel Palka 10, Nate Robertson 10, Ramon Hernandez 10, Eudy Ramos 9, Joe Gillette 9, Shane Muntz 9, Wagner Mateo 9, Deyvison De Los Santos 7, Kyle Smith 7, David Garza 6, Jarrod Watkins 6, Luke Lowery 6, Buddy Kennedy 5, Jordan Parr 5, Dominic Canzone 4, Cesar Carrasco 3, Paxton De La Garza 3, Alex King 2, Mark Karaviotis 2, Stephen Dezzi 2, Taylor Ard 2, Eddie Hernandez 1, Galli Cribbs 1, Gavin Logan 1

SECOND BASE (50): Cam Coursey 98, Keshawn Lynch 50, Manny Jefferson 50, Fernery Ozuna 45, Ricky Martinez 36, Pedro Ruiz 33, Galli Cribbs 31, Ryan Grotjohn 30, John Leonard 28, Nick Grande 28, Ryan Bliss 24, Channy Ortiz 23, Steve Nyisztor 21, Sergio Alcantara 20, Tim Tawa 19, Adam Walton 18, L.T. Tolbert 18, William Castillo 18, Randy McCurry 17, Jose Curpa 16, Leodany Perez 15, Jarrod Watkins 14, Ronny Simon 14, Eddie Hernandez 12, Josh Parr 12, Yan Sanchez 12, Cam Duzenack 10, Jeff Smith 10, Connor Owings 9, Ryan Dobson 9, Roman Ruiz 8, Steven Leyton 8, Denver Chavez 7, Jose Caballero 7, Kevin Lachance 7, Ryan Tufts 7, Paxton De La Garza 6, Buddy Kennedy 4, David Garza 3, Mark Karaviotis 3, Raymel Flores 3, Alexander Hernandez 2, Dairon Cuevas 2, Fox Semones 2, Luis Lara 2, Sheng-Ping Chen 2, D.J. Burt 1, Elvis Peralta 1, Mike Freeman 1, Ryan Gebhardt 1

SHORTSTOP (41): Blaze Alexander 86, Ryan Bliss 84, Ryan Gebhardt 68, Sergio Alcantara 67, Cam Duzenack 47, Justin Gonzalez 36, Mark Karaviotis 35, Ricky Martinez 33, Steven Leyton 33, Geraldo Perdomo 30, Jordan Lawlar 27, Ryan Dobson 24, Dansby Swanson 22, Liover Peguero 18, Yan Sanchez 17, Adam Walton 16, Pedro Ruiz 16, Galli Cribbs 15, Jose Caballero 15, Nate Robertson 15, Roman Ruiz 11, Manny Jefferson 9, Channy Ortiz 8, Alex King 7, L.T. Tolbert 7, Domingo Leyba 6, Jose Curpa 6, Josh Parr 6, Ronny Simon 6, John Leonard 4, Joshua Day 4, Nick Grande 3, Ryan Grotjohn 3, Kevin Lachance 2, Paxton De La Garza 2, Raymel Flores 2, Sheng-Ping Chen 2, Fernery Ozuna 1, Keshawn Lynch 1, Mike Freeman 1, Steve Nyisztor 1

THIRD BASE (47): A.J. Vukovich 105, Nate Robertson 82, Tristin English 82, Josh Anderson 65, Joey Rose 53, Drew Ellis 40, Randy McCurry 37, Deyvison De Los Santos 29, Ricky Martinez 24, Eudy Ramos 23, Cesar Carrasco 21, David Garza 17, Buddy Kennedy 16, George Roberts 16, Jordan Parr 15, Pedro Ruiz 15, Galli Cribbs 13, Jose Caballero 13, Ryan Tufts 13, Nic Coffman 12, Ramon Hernandez 12, Adam Walton 9, Jeff Smith 9, Eddie Hernandez 8, Cam Coursey 7, Alexander Hernandez 6, Fernery Ozuna 6, Roman Ruiz 6, Channy Ortiz 5, Jake Mayers 5, Joe Gillette 5, Taylor Ard 5, Jose Curpa 4, Justin Gonzalez 4, Luis Lara 4, Sheng-Ping Chen 4, Alexis Olmeda 3, Joe Robbins 3, Paxton De La Garza 3, Ryan Grotjohn 3, Keshawn Lynch 2, Elvis Peralta 1, Fox Semones 1, Jarrod Watkins 1, Joey Armstrong 1, Kevin Cron 1, Yan Sanchez 1

LEFT FIELD (62): Grant Heyman 52, Yogey Perez-Ramos 49, Jesus Marriaga 47, Luis Veras 46, Jorge Perez 45, Dan Swain 37, Gerard Hernandez 35, Jordan Parr 31, Caleb Roberts 30, Eduardo Diaz 30, Leodany Perez 30, Dominic Canzone 26, Danny Oriente 24, Channy Ortiz 22, Connor Owings 22, Jason Morozowski 21, Reece Hampton 18, Tra Holmes 18, Ryan Dobson 17, Neyfy Castillo 16, Zach Esquerria 12, Brian Billigen 11, Jake McCarthy 11, A.J. Vukovich 10, Gary Mattis 10, Stephen Smith 10, Yan Sanchez 10, David Garza 9, Stephen Dezzi 9, Billy Endris 7, Elijah Greene 7, Joe Gillette 7, Matt Railey 7, Zach Nehrir 7, Quintnton Mack 6, Ty Linton 6, Cam Coursey 5, Chad Oberacker 5, Jacen Roberson 5, Matt McPhearson 5, Tristin English 5, Luis Silverio 4, Luke Lowery 4, Roby Enriquez 4, Ryan January 4, Fox Semones 3, Kevin Watson 3, Nick Dalesandro 3, Jeff Smith 2, Keshawn Lynch 2, Yorman Garcia 2, Zach Hoffpauir 2, Ben DeLuzio 1, Elvis Peralta 1, Jarrod Watkins 1, Jason Heinrich 1, Jorge Barrosa 1, Nate Robertson 1, Stewart Ijames 1, Tim Tawa 1, Todd Glaesmann 1, William Gorman 1

CENTER FIELD (43): Taylor Ratliff 112, Jorge Barrosa 106, Tra Holmes 89, Jake McCarthy 44, Marcus Wilson 41, Tim Tawa 40, Ben DeLuzio 28, Zach Nehrir 27, Jordan Parr 22, Kristian Robinson 22, Brian Billigen 21, Jorge Perez 19, Wilder Patino 19, Corbin Carroll 18, Dane McFarland 17, Galli Cribbs 17, Neyfy Castillo 17, Billy Endris 16, Fox Semones 16, Eduardo Diaz 15, Caleb Roberts 14, Joey Armstrong 12, Leodany Perez 12, Jacen Roberson 11, Jason Morozowski 9, Jesus Marriaga 7, Roby Enriquez 7, A.J. Vukovich 5, Jake Peevyhouse 5, Reece Hampton 4, Dominic Canzone 3, Gerard Hernandez 3, Stephen Smith 3, Yorman Garcia 3, Anfernee Grier 2, Bryan Araiza 2, Elijah Greene 2, Justin Bianco 2, Chad Oberacker 1, Dan Swain 1, Mike Freeman 1, Todd Glaesmann 1, Zach Hoffpauir 1

RIGHT FIELD (59): Bryan Araiza 59, Tristin English 50, Zach Esquerria 50, Luis Veras 42, Stephen Smith 38, Dan Swain 30, Stephen Dezzi 29, Danny Oriente 26, Jordan Parr 26, Neyfy Castillo 26, Brian Billigen 25, Jorge Perez 25, Leodany Perez 25, William Gorman 25, Dominic Canzone 24, Reece Hampton 20, Jorge Barrosa 19, S. Nyisztor 19, Kristian Robinson 18, Caleb Roberts 16, Nick Dalesandro 15, Yorman Garcia 13, Zach Hoffpauir 12, Connor Owings 11, Jesus Marriaga 11, A.J. Vukovich 10, Channy Ortiz 10, Jose Curpa 10, Cam Coursey 9, Gerard Hernandez 9, Todd Glaesmann 9, Tra Holmes 9, Jason Morozowski 8, Eduardo Diaz 7, Grant Heyman 7, Ryan January 7, Zach Nehrir 7, S. Trahan 6, Yogey Perez-Ramos 6, Elian Miranda 5, Fox Semones 5, Max Brown 5, Billy Endris 4, Roby Enriquez 4, Elijah Greene 3, Jarrod Watkins 3, Luis Silverio 3, Matt Railey 3, Jacen Roberson 2, Joe Gillette 2, Justin Bianco 2, K. Lynch 2, Marcus Wilson 2, D.J. Burt 1, Joey Armstrong 1, Luke Lowery 1, Nate Robertson 1, Randy McCurry 1, Stewart Ijames 1

OUTFIELD (82): Jorge Barrosa 126, Tra Holmes 115, Taylor Ratliff 112, Luis Veras 87, Jorge Perez 86, Jordan Parr 75, Leodany Perez 67, Dan Swain 66, Jesus Marriaga 64, Zach Esquerria 62, Bryan Araiza 60, Caleb Roberts 59, Neyfy Castillo 59, Grant Heyman 59, Yogey Perez-Ramos 55, Tristin English 55, Jake McCarthy 55, Brian Billigen 54, Dominic Canzone 53, Eduardo Diaz 52, Danny Oriente 50, Stephen Smith 49, Gerard Hernandez 45, Marcus Wilson 43, Reece Hampton 42, Tim Tawa 41, Kristian Robinson 40, Zach Nehrir 39, Stephen Dezzi 37, Jason Morozowski 34, Connor Owings 33, Channy Ortiz 32, Ben DeLuzio 29, Billy Endris 26, William Gorman 26, A.J. Vukovich 25, Fox Semones 24, Steve Nyisztor 19, Wilder Patino 19, Nick Dalesandro 18, Yorman Garcia 18, Corbin Carroll 18, Jacen Roberson 18, Dane McFarland 17, Galli Cribbs 17, Ryan Dobson 17, Zach Hoffpauir 15, Cam Coursey 14, Roby Enriquez 14, Elijah Greene 12, Joey Armstrong 12, Ryan January 11, Todd Glaesmann 11, Yan Sanchez 10, Gary Mattis 10, Jose Curpa 10, David Garza 9, Joe Gillette 9, Matt Railey 9, Luis Silverio 7, Stryker Trahan 6, Chad Oberacker 6, Quintnton Mack 6, Ty Linton 6, Luke Lowery 5, Matt McPhearson 5, Elian Miranda 5, Jake Peevyhouse 5, Max Brown 5, Jarrod Watkins 4, Keshawn Lynch 4, Justin Bianco 3, Kevin Watson 3, Anfernee Grier 2, Jeff Smith 2, Nate Robertson 2, Stewart Ijames 2, D.J. Burt 1, Elvis Peralta 1, Jason Heinrich 1, Mike Freeman 1, Randy McCurry 1

PITCHER (206): Wesley Rodriguez 53, Marcos Tineo 52, Kai-Wei Lin 51, Nick Snyder 43, Hugh Fisher 39, Kevin Ginkel 38, Justin Garcia 36, Bobby Ay 35, Kenny Hernandez 35, Kyler Stout 35, Yaramil Hiraldo 35, Julio Frias 34, Jackson Goddard 33, Riley Smith 33, Trevor McKenna 33, Andrew Saalfrank 32, Liu Fuenmayor 32, Mailon Arroyo 32, Jeferson Mejia 31, Kyle Backhus 31, Conor Grammes 29, Jake Winston 29, Jose Alcantara 29, Luis Castillo 29, Austin Platt 28, Dustin Loggins 27, Gerald Ogando 27, Cody Geyer 26, Luke Albright 26, Ben Eckels 25, Breckin Williams 25, Josh Green 25, Anfernee Benitez 24, Brody Greer 24, Christian Montes De Oca 24, Mike Cetta 24, Tommy Eveld 24, Tyler Mark 24, Zac Curtis 24, Ethan Larrison 23, Jose Santamaria 23, Will Landsheft 23, Ariel Hernandez 22, Dillon Larsen 22, Jake Polancic 22, Jose Martinez 22, Kevin Simmons 22, Matt Peacock 22, Colin Poche 21, Dan Savas 21, Drey Jameson 21, Jamison Hill 21, Scott Randall 21, Tucker Ward 21, Will Locante 21, Chase Stevens 20, Jared Miller 20, Patrick Smith 20, Yeison Santana 20, Austin Pope 19, Bryan Menendez 19, Cody Reed 19, Denson Hull 19, Eduardo Herrera 19, Erbert Gonzalez 19, Jacob Stevens 19, Luis Frias 19, Blake Walston 18, Cameron Gann 18, Carlos Hernandez 18, Collin Sullivan 18, Deyni Olivero 18, Johnny Shuttlesworth 18, Justin Vernia 18, Matt Brill 18, Matt Tabor 18, Ryne Nelson 18, Curtis Taylor 17, Erin Baldwin 17, Nick Baker 16, Tyler Bolton 16, Alex Byo 15, Chester Pimentel 15, Franklyn Soriano 15, J.R. Bradley 15, Jordan Watson 15, Junior Garcia 15, Mason McCullough 15, Ross Carver 15, Ross Gerdeman 15, Tyler Jaleel 15, Connor Grey 14, Daniel Gibson 14, Kirby Bellow 14, Scott Schultz 14, Yoimer Camacho 14, Brian Christian 13, Cal Becker 13, Joe Jones 13, Justin Martinez 13, Luis Ramirez 13, Rafael Pujols 13, Ryan Burr 13, Ryan Doran 13, Taylor Clarke 13, Troy Marks 13, Jake Rice 12, Kyle Anderson 12, Matt Mercer 12, Ryan Miller 12, Ryan Weiss 12, Slade Cecco 12, Wilfray Cruz 12, Adrian Del Moral 11, Avery Short 11, Blake Forslund 11, Brian Shaffer 11, Jhoan Duran 11, Junior Mieses 11, Lawrence Pardo 11, Blake Workman 10, Bo Takahashi 10, Palmer Betts 10, Trevor Simms 10, Tyler Toyfair 10, West Tunnell 10, Brandon Pfadt 9, Jimmie Sherly 9, Josh McMinn 9, Justin Lewis 9, Michel Gelabert 9, Tyler Holton 9, Wei-Chieh Huang 9, Aaron Blair 8, Braden Shipley 8, Cristofer Ogando 8, Juan Torres 8, Mitchell Aker 8, Pierce Romero 8, Tyler Jones 8, Yilber Diaz 8, Blayne Weller 7, Brent Jones 7, Bryce Jarvis 7, Hunter Haworth 7, John Pedrotty 7, Jonathan Pulley 7, Jose Cuas 7, Mack Lemieux 7, Rob Wort 7, Tyler Vail 7, Alex Young 6, Alexander Carreras 6, Chad Patrick 6, Jose Jose 6, Kevin McCanna 6, Myles Smith 6, Shumpei Yoshikawa 6, Tyler Badamo 6, Yan Sanchez 6, Harrison Francis 5, Joey Donino 5, Matt Pobereyko 5, Mitchell Stumpo 5, Ryan Ricci 5, Taylor Wright 5, Bryan Valdez 4, Dallas Newton 4, Felipe Perez 4, Jake Roberts 4, Jose Almonte 4, Karl Triana 4, Kyle Schepel 4, Luis Madero 4, Markus Solbach 4, Sam Lewis 4, Travis Moths 4, Anderson Placido 3, Andy Toelken 3, Brett Shankin 3, Ethan Elias 3, Julio Perez 3, Justin Donatella 3, Nick Blackburn 3, Tommy Henry 3, Cody Clark 2, Jayson McKinley 2, Lister Sosa 2, Matt Koch 2, Max Duval 2, Alex Gouin 1, Austin Mason 1, Brad Keller 1, Brennan Malone 1, Brent Teller 1, Brian Ellington 1, Cole Stapler 1, Dean Jackson 1, Galli Cribbs 1, Henry Owens 1, Jon Duplantier 1, Lane Ratliff 1, Nestor Ramirez 1, Taylor Widener 1, Troy Scribner 1, Zach Barnes 1

Postseason Box Scores

2014 South Division Series Game 1 • Sept. 2 Hops 5, Boise 2 • Hops lead best-of-three series 1-0

	1	2	3	4	5	6	7	8	9	R	H	E
Hillsboro	1	0	0	0	0	2	1	0	1	5	7	2
Boise	0	0	1	1	0	0	0	0	0	2	5	4

Hillsboro		AB	R	H	BI	BB	SO	Boise		AB	R	H	BI	BB	SO
Taylor Ratliff	CF	4	2	3	1	0	0	Bryant Flete	2B	4	0	1	0	0	1
Steve Nysztor	2B	4	1	2	1	0	1	Charcer Burks	RF	3	0	0	0	1	1
Kevin Cron	1B	4	0	0	0	0	1	Kevin Brown	LF	4	0	1	0	0	1
Grant Heyman	DH	4	0	0	0	0	2	Danny Canela	C/1B	4	1	1	0	0	1
Stryker Trahan	C	4	0	0	0	0	2	Jesse Hodges	3B	4	0	0	0	0	2
Jordan Parr	LF	4	0	0	0	0	3	Justin Marra	DH	4	0	0	0	0	3
Stewart Ijames	RF	4	2	2	1	0	2	Alex Tomasovich	1B	3	1	1	1	0	0
Pedro Ruiz	SS	3	0	0	0	0	2	Mark Malave	C	0	0	0	0	0	0
Nate Robertson	3B	2	0	0	0	0	1	Rash. Crawford	CF	3	0	0	0	0	2
								Gleyber Torres	SS	3	0	1	0	0	0

BATTING
2B: Ratliff HR: Ijames SAC: Ruiz
Team RISP: 3-for-9 Team LOB: 3

BASERUNNING
SB: Ratliff, Trahan CS: Robertson

FIELDING
E: Ruiz, Trahan

Hillsboro	IP	H	R	ER	BB	SO	HR	Boise	IP	H	R	ER	BB	SO	HR
Felipe Perez	4.0	3	2	1	1	4	1	Jake Stinnett	5.0	2	1	0	0	8	0
Nick Baker	2.0	2	0	0	0	1	0	Brad Markey	0.1	2	2	1	0	0	0
Rob Wort	2.0	0	0	0	0	3	0	Sam Wilson	1.2	2	1	1	0	2	0
Zac Curtis	1.0	0	0	0	0	3	0	Corbin Hoffner	2.0	1	1	1	0	4	1
Totals	9.0	5	2	1	1	11	1	Totals	9.0	7	5	3	0	14	1

Win: Baker Loss: Markey Save: Curtis WP: Perez 2 HBP: Robertson (by Stinnett)
Inherited runners-scored: Wilson 2-1
Umpires: HP: Josh Marshall 1B: Benjamin Bayer 2B: Rich Genera 3B: Kale Rodrigues
Weather: 88 degrees, clear. Wind: 5 mph, L to R. T: 2:37. Att: 914

2014 South Division Series Game 2 • Sept. 3 Hops 5, Boise 2 • Hops win best-of-three series 2-0

	1	2	3	4	5	6	7	8	9	R	H	E
Boise	0	2	0	0	0	0	0	0	0	2	6	1
Hillsboro	1	0	0	1	1	2	0	0	x	5	10	0

Boise		AB	R	H	BI	BB	SO	Hillsboro		AB	R	H	BI	BB	SO
Charcer Burks	RF	3	0	0	0	2	1	Taylor Ratliff	CF	4	1	1	0	0	1
Gleyber Torres	SS	4	0	0	0	1	1	Steve Nyzsitor	2B	3	1	1	0	1	1
Kevin Brown	LF	4	0	0	0	0	1	Kevin Cron	1B	4	0	2	2	0	1
Danny Canela	1B	3	0	1	0	1	0	Grant Heyman	DH	4	0	1	0	0	0
Jesse Hodges	3B	3	1	1	0	0	1	Stryker Trahan	C	4	1	1	0	0	2
Justin Marra	DH	4	1	1	2	0	2	Jordan Parr	LF	3	1	1	0	0	1
Bryant Flete	2B	3	0	0	0	0	2	Stewart Ijames	RF	4	0	1	1	0	2
a-Tomasovich	PH	1	0	0	0	0	1	Pedro Ruiz	SS	4	1	1	1	0	1
Mark Malave	C	3	0	0	0	1	2	Nate Robertson	3B	3	0	1	1	0	1
Rash. Crawford	CF	4	0	3	0	0	0								

a-Struck out for Flete in the 9th.

BATTING
2B: Crawford HR: Marra
GIDP: Torres.
Team RISP: 0-for-6 Team LOB: 9

FIELDING
E: Canela DP: 1

Boise	IP	H	R	ER	BB	SO	HR	Hillsboro	IP	H	R	ER	BB	SO	HR
Jeremy Null	4.2	6	3	3	1	6	0	Mark Solbach	7.0	5	2	2	2	6	1
Tom. Thorpe	1.1	3	2	2	0	1	0	M. McCullough	1.0	0	0	0	2	3	0
James Farris	2.0	1	0	0	0	3	0	Zac Curtis	1.0	1	0	0	1	2	0
Totals	8.0	10	5	5	1	10	0	Totals	9.0	6	2	2	5	11	1

Win: Solbach Loss: Null Save: Curtis WP: McCullough HBP: Hodges (by Solbach)
Inherited runners-scored: Thorpe 1-0.
Umpires: HP: Benjamin Bayer 1B: Rich Genera 2B: Kale Rodrigues 3B: Josh Marshall
Weather: 71 degrees, clear Wind: 9 mph, L to R T: 2:52 Att: 3,084

2014 NWL Championship Series Game 1 • Sept. 6 Hops 7, Vancouver 5 • Hops lead best-of-three series 1-0

	1	2	3	4	5	6	7	8	9	R	H	E
Hillsboro	0	0	4	0	0	2	1	0	0	7	10	2
Vancouver	3	2	0	0	0	0	0	0	0	5	7	1

Hillsboro		AB	R	H	BI	BB	SO	Vancouver		AB	R	H	BI	BB	SO
Taylor Ratliff	CF	4	1	2	1	0	0	Roemon Fields	CF	1	2	1	0	1	0
Steve Nysztor	2B	5	1	1	0	0	2	a-B. Collins	PH	1	0	0	0	0	0
Stewart Ijames	RF	4	1	1	2	0	2	Tim Locastro	DH	4	0	1	0	0	1
Grant Heyman	DH	4	0	1	0	0	0	Franklyn Barreto	SS	5	1	1	1	0	2
Jordan Parr	LF	3	1	0	0	1	1	Ryan McBroom	1B	5	0	1	2	0	2
Stryker Trahan	C	4	1	1	2	0	1	Chris Carlson	RF	3	1	1	0	1	0
Jake Mayers	1B	4	0	0	0	0	2	Jonathan Davis	LF	3	0	1	0	1	0
Pedro Ruiz	SS	3	1	2	0	1	1	Richard Urena	2B	4	0	1	0	0	1
Nate Robertson	3B	4	1	2	1	0	2	Mike Reeves	C	3	0	0	0	1	1
								Alex Maldonado	3B	2	1	0	0	2	1

BATTING
3B: Robertson HR: Ijames, Trahan
SAC: Ratliff
Team RISP: 1-for-5 Team LOB: 4

BASERUNNING
SB: Nysztor
CS: Ratliff

FIELDING
E: Eckels, Trahan PB: Trahan
Outfield assists: Ijames, Parr DP: 1

Hillsboro	IP	H	R	ER	BB	SO	HR	Vancouver	IP	H	R	ER	BB	SO	HR
Ben Eckels	1.0	4	3	2	1	0	0	Chase Mallard	5.0	6	4	4	0	3	1
Jared Miller	5.0	1	2	2	3	5	0	Alberto Tirado	1.0	1	2	2	2	2	1
Rob Wort	2.0	1	0	0	1	2	0	Jo. Fernandez	1.0	2	1	0	0	0	1
Zac Curtis	1.0	1	0	0	1	1	0	Y. Del Rosario	1.0	0	0	0	0	3	0
Totals	9.0	7	5	4	6	8	0	Totals	9.0	10	7	6	2	11	2

Win: Miller Loss: Tirado Save: Curtis WP: Fernandez, Shafer HBP: Fields 2 (by Miller 2)
Umpires: HP: Josh Marshall 1B: Rich Genera 2B: Arturo Gonzalez 3B: Matt Snodgrass
Weather: 85 degrees, clear Wind: 5 mph, L to R T: 3:00 Att: 5,157

2014 NWL Championship Series Game 2 • Sept. 7 Hops 4, Vancouver 3 • Hops win best-of-three series 2-0

	1	2	3	4	5	6	7	8	9	R	H	E
Vancouver	0	0	0	1	0	1	1	0	0	3	11	1
Hillsboro	3	1	0	0	0	0	0	0	x	4	7	1

Vancouver		AB	R	H	BI	BB	SO	Hillsboro		AB	R	H	BI	BB	SO
Roemon Fields	CF	5	0	1	0	0	0	Taylor Ratliff	CF	3	2	0	0	0	1
Tim Locastro	2B	4	0	0	0	1	0	Steve Nyzistor	2B	4	0	0	0	0	1
Franklyn Barreto	SS	5	1	2	0	0	2	Stewart Ijames	RF	2	1	1	1	2	1
Chris Carlson	RF	4	2	2	0	1	0	Kevin Cron	1B	3	0	1	0	1	0
Ryan McBroom	1B	4	0	3	2	0	0	Grant Heyman	DH	4	1	2	0	0	0
Rowdy Tellez	DH	4	0	1	0	0	0	Stryker Trahan	C	3	0	0	0	1	2
Jonathan Davis	LF	4	0	2	0	0	2	Jordan Parr	LF	4	0	1	2	0	2
Mike Reeves	C	3	0	0	1	1	1	Pedro Ruiz	SS	4	0	0	0	0	2
Richard Urena	3B	4	0	0	0	0	2	Nate Robertson	3B	3	0	2	0	0	0

BATTING
2B: Carlson, McBroom
GIDP: Locastro
Team RISP: 4-for-13 Team LOB: 10

FIELDING
E: Smoral DP: 1

Vancouver	IP	H	R	ER	BB	SO	HR	Hillsboro	IP	H	R	ER	BB	SO	HR
Matt Smoral	2.2	3	4	4	3	3	0	Felipe Perez	5.0	5	2	2	2	3	0
Jon Wandling	2.1	2	0	0	1	2	0	Nick Baker	1.2	5	1	1	0	2	0
Andrew Case	1.2	0	0	0	1	1	0	Rob Wort	0.1	1	0	0	0	0	0
Michael Kraft	1.1	2	0	0	0	3	0	Luis Ramirez	1.0	0	0	0	0	0	1
Totals	8.0	7	4	4	5	9	0	Totals	9.0	11	3	3	3	7	0

Perez pitched to 1 batter in the 6th
Win: Perez Loss: Smoral Save: Curtis
WP: Smoral. HBP: Ratliff (by Smoral), Robertson (by Case)
Inherited runners-scored: Wandling 1-0, Kraft 1-0, Baker, N 1-1, Wort 2-1
Umpires: HP: Rich Genera 1B: Arturo Gonzalez 2B: Matt Snodgrass 3B: Josh Marshall
Weather: 86 degrees, clear Wind: 5 mph, In from RF T: 2:28 Att: 3,328

2015 South Division Series Game 1 • Sept. 7
Salem-Keizer 4, Hops 2 • S-K leads best-of-three series 1-0

	1	2	3	4	5	6	7	8	9	R	H	E
Hillsboro	0	1	0	1	0	0	0	0	0	2	9	2
Salem-Keizer	1	0	0	2	1	0	0	0	x	4	6	1

Hillsboro	AB	R	H	BI	BB	SO	Salem-Keizer	AB	R	H	BI	BB	SO
Zach Nehrir CF	5	0	1	0	0	1	Ronnie Jebavy CF	4	1	1	0	0	1
Dansby Swanson SS	4	0	1	0	0	1	Steven Duggar RF	3	1	0	0	1	1
Grant Heyman DH	4	0	1	0	0	2	Miguel Gomez 3B	3	0	1	1	0	0
Trevor Mitsui 1B	4	0	0	0	0	1	Chris Shaw 1B	4	1	2	0	0	0
Luis Veras RF	4	2	3	0	0	1	Jose Vizcaino SS	3	1	2	0	1	1
Alexis Olmeda C	4	0	1	0	0	1	John Riley DH	3	0	0	0	0	2
G. Hernandez LF	3	0	0	1	0	0	Byron Murray LF	4	0	0	1	0	0
Nate Robertson 3B	4	0	2	1	0	1	Fernan Pujadas C	2	0	0	1	0	1
Sergio Alcantara 2B	3	0	0	0	1	0	Scott Price 2B	3	0	0	0	0	1

BATTING

2B: Nehrir, Olmeda, Robertson
 SF: Hernandez GDP: Mitsui
 Team RISP: 3-for-12 Team LOB: 8.

FIELDING

E: Robertson, Swanson

Hillsboro	IP	H	R	ER	BB	SO	HR	Salem-Keizer	IP	H	R	ER	BB	SO	HR
Cody Reed	5.0	4	4	2	2	4	0	Mike Connolly	6.0	9	2	2	1	5	0
B. Williams	1.0	0	0	0	0	1	0	Caleb Smith	2.0	0	0	0	0	2	0
A. Hernandez	2.0	2	0	0	0	2	0	Ryan Halstead	1.0	0	0	0	0	1	0
Totals	8.0	6	4	2	2	7	0	Totals	9.0	9	2	2	1	8	0

Win: Connolly Loss: Reed Save: Halstead WP: Reed

Umpires: HP: Justin Anderson 1B: Drew Boatman 2B: Derek Thomas 3B: Justin Phillips

Weather: 76 degrees, clear Wind: 5 mph, In from LF T: 2:43 Att: 520

2015 South Division Series Game 3 • Sept. 9
Hops 6, S-K 5 (13 inn.) • Hops win best-of-three series 2-1

	1	2	3	4	5	6	7	8	9	10	11	12	13	R	H	E
Salem-Keizer	1	1	1	0	0	0	0	0	2	0	0	0	0	5	11	2
Hillsboro	0	0	0	0	2	2	0	0	1	0	0	0	1	6	10	0

None out when winning run scored

Salem-Keizer	AB	R	H	BI	BB	SO	Hillsboro	AB	R	H	BI	BB	SO
Ronnie Jebavy CF	5	1	1	2	1	1	Zach Nehrir CF	7	0	1	0	0	0
Steven Duggar RF	5	1	1	0	1	1	Dansby Swanson SS	5	1	2	2	2	0
Miguel Gomez DH	6	1	3	1	0	2	Grant Heyman DH	5	0	2	0	0	0
Chris Shaw 1B	5	1	2	2	0	2	1-Galli Cribbs PR/DH	1	0	0	0	0	1
Jose Vizcaino SS	6	0	1	0	0	4	Trevor Mitsui 1B	5	1	1	1	1	3
Dillon Dobson 3B	6	1	1	0	0	1	Luis Veras RF	6	1	1	0	0	0
Matt Winn C	2	0	0	0	1	2	Alexis Olmeda C	5	1	2	0	1	3
1-Shilo McCall PR	0	0	0	0	0	0	G. Hernandez LF	5	0	0	0	1	2
Fern. Pujadas C	2	0	0	0	0	1	Nate Robertson 3B	5	1	0	0	1	0
Junior Amion 2B	4	0	1	0	1	2	Sergio Alcantara 2B	3	1	1	1	3	1
Byron Murray LF	5	0	1	0	0	0	1-Ran for Heyman in the 9th						
1-Ran for Winn in the 8th													

BATTING

2B: Dobson, Vizcaino
 HR: Gomez, Jebavy, Shaw
 SAC: Amion SF: Shaw GDP: Gomez
 Team RISP: 0-for-7 Team LOB: 10

BASERUNNING

CS: Murray

FIELDING

E: Dobson, Amion DP: 3

Salem-Keizer	IP	H	R	ER	BB	SO	HR	Hillsboro	IP	H	R	ER	BB	SO	HR
Logan Webb	5.0	5	2	2	0	6	0	Tyler Bolton	2.1	5	3	3	0	1	1
Cory Taylor	0.2	2	2	2	2	1	0	Cam. Gann	3.2	2	0	0	0	1	5
Heath Slatton	1.1	0	0	0	2	0	0	Taylor Clarke	1.0	1	0	0	1	0	0
Caleb Smith	1.0	0	0	0	2	1	0	Alex Young	2.0	3	2	2	1	3	2
Ryan Halstead	2.0	2	1	1	2	0	0	Brody Greer	3.0	0	0	0	1	5	0
N. Santiago	2.0	1	1	0	1	2	0	B. Williams	1.0	0	0	0	0	2	0
Totals	12.0	10	6	5	9	10	0	Totals	13.0	11	5	3	4	16	3

Santiago pitched to 4 batters in the 13th

Win: Williams Loss: Santiago WP: Taylor 2 HBP: Winn (by Bolton), Murray (by Bolton)

Inherited runners-scored: Slatton 2-0, Gann 1-0

Umpires: HP: Derek Thomas 1B: Justin Phillips 2B: J. Anderson 3B: Drew Boatman

Weather: 83 degrees, clear Wind: 10 mph, Out to LF T: 4:11 Att: 2,142

2015 South Division Series Game 2 • Sept. 8
Hops 8, Salem-Keizer 0 • Best-of-three series tied 1-1

	1	2	3	4	5	6	7	8	9	R	H	E
Salem-Keizer	0	0	0	0	0	0	0	0	0	0	3	1
Hillsboro	1	0	4	1	2	0	0	0	x	8	11	0

Salem-Keizer	AB	R	H	BI	BB	SO	Hillsboro	AB	R	H	BI	BB	SO
Ronnie Jebavy CF	4	0	0	0	0	2	Zach Nehrir CF	5	2	2	0	0	0
Steven Duggar RF	4	0	1	0	0	3	Dansby Swanson SS	4	1	0	0	1	1
Miguel Gomez DH	4	0	1	0	0	0	Grant Heyman LF	5	1	3	1	0	0
Chris Shaw 1B	4	0	0	0	0	3	Trevor Mitsui 1B	4	1	2	1	1	1
Jose Vizcaino SS	3	0	0	0	1	2	Luis Veras RF	3	1	0	1	1	1
Byron Murray LF	2	0	0	0	1	2	Alexis Olmeda C	4	0	1	1	0	2
Dillon Dobson 3B	3	0	1	0	0	0	Nate Irving DH	3	1	1	1	1	1
Matt Winn C	3	0	0	0	0	3	Nate Robertson 3B	4	1	2	3	0	1
Brad Moss C	0	0	0	0	0	0	Sergio Alcantara 2B	3	0	0	0	1	1
Scott Price 2B	3	0	0	0	0	1							

BATTING

Team RISP: 0-for-1 Team LOB: 5

FIELDING

E: Vizcaino PB: Winn

Salem-Keizer	IP	H	R	ER	BB	SO	HR	Hillsboro	IP	H	R	ER	BB	SO	HR
Grant Watson	2.1	5	3	3	0	1	0	C. Hernandez	6.1	3	0	0	2	12	0
Eric Sim	0.1	1	2	2	4	0	0	Kirby Bellow	0.2	0	0	0	0	1	0
Dom. Mazza	2.1	3	3	2	1	3	1	Will Landsheft	2.0	0	0	0	0	3	0
A. Paniagua	2.0	2	0	0	0	3	0	Totals	9.0	3	0	0	2	16	0
R. Hernandez	1.0	0	0	0	0	1	0								
Totals	8.0	11	8	7	5	8	1								

Win: C. Hernandez Loss: Watson WP: Mazza.

Inherited runners-scored: Sim 2-2, Mazza 3-0, Bellow 1-0

Umpires: HP: Justin Anderson 1B: Drew Boatman 2B: Derek Thomas 3B: Justin Phillips

Weather: 79 degrees, partly cloudy Wind: 7 mph, Out to CF T: 2:43 Att: 2,408

2015 NWL Championship Series Game 1 • Sept. 10
Hops 2, Tri-City 1 • Hops lead best-of-three series 1-0

	1	2	3	4	5	6	7	8	9	R	H	E
Tri-City	0	0	0	0	1	0	0	0	0	1	7	1
Hillsboro	0	1	0	0	0	0	0	1	x	2	8	0

Tri-City	AB	R	H	BI	BB	SO	Hillsboro	AB	R	H	BI	BB	SO
Justin Pacchioli RF	5	0	1	0	0	0	Zach Nehrir CF	4	0	0	0	0	0
P. Van Gansen SS	3	0	2	1	1	0	Dansby Swanson SS	2	1	1	0	2	0
Ty France 1B	4	0	2	0	0	1	Grant Heyman DH	4	0	2	0	0	1
Henry Charles DH	4	0	1	0	0	1	Trevor Mitsui 1B	3	0	0	0	1	0
Carlos Belen 3B	4	0	0	0	0	2	Luis Veras LF	4	1	2	1	0	1
Austin Allen C	3	0	1	0	1	0	Alexis Olmeda C	4	0	1	1	0	2
1-Mitch Morales PR	0	0	0	0	0	0	Stephen Dezzi RF	4	0	2	0	0	1
Jose Urena LF	3	0	0	0	0	3	Nate Robertson 3B	3	0	0	0	0	0
a-Mason Smith PH	1	0	0	0	0	0	Sergio Alcantara 2B	3	0	0	0	0	1
Kodie Tidwell 2B	3	0	0	0	1	0							
Rod Boykin CF	2	1	0	0	1	0							

a-Grounded out for Urena in the 9th

1-Ran for Allen in the 9th

BATTING

GIDP: France
 Team RISP: 1-for-7 Team LOB: 9

BASERUNNING

CS: Morales

FIELDING

E: Allen DP: 1

Tri-City	IP	H	R	ER	BB	SO	HR	Hillsboro	IP	H	R	ER	BB	SO	HR
A. De Horta	4.0	5	1	1	1	4	0	Brett Shankin	7.0	5	1	1	1	5	0
Will Headen	2.0	0	0	0	0	1	0	Kirby Bellow	0.1	1	0	0	0	0	0
Nathan Foriest	1.1	2	1	1	1	0	0	A. Hernandez	1.2	1	0	0	3	2	0
Phil Maton	0.2	1	0	0	1	1	0	Totals	9.0	7	1	1	4	7	0
Totals	8.0	8	2	2	3	6	0								

Win: A. Hernandez Loss: Foriest Balk: De Horta HBP: Boykin (by Shankin)

Inherited runners-scored: Maton 2-1, Hernandez, A 1-0.

Umpires: HP: Tom West 1B: Justin Anderson 2B: Derek Thomas 3B: Andy Stukel

Weather: 87 degrees, clear Wind: 7 mph, Out to RF T: 2:52 Att: 2,334

2015 NWL Championship Series Game 2 • Sept. 12 Tri-City 4, Hops 2 • Best-of-three series tied 1-1

Hillsboro	2	0	0	0	0	0	0	0	2	5	0	
Tri-City	1	0	0	0	1	0	1	1	x	4	8	0

Hillsboro		AB	R	H	BI	BB	SO	Tri-City		AB	R	H	BI	BB	SO
Zach Nehrir	CF	4	1	2	0	1	1	Justin Pacchioli	RF	3	1	1	1	1	1
Dansby Swanson	SS	3	0	0	0	1	1	P. Van Gansen	SS	4	0	1	0	0	2
Grant Heyman	DH	4	1	1	1	0	0	Ty France	1B	4	1	1	0	0	0
Trevor Mitsui	1B	3	0	0	0	1	2	Henry Charles	LF	4	0	2	1	0	0
Luis Veras	LF	4	0	0	0	0	1	Carlos Belen	3B	4	0	0	0	0	3
Alexis Olmeda	C	3	0	1	1	1	1	Austin Allen	C	3	0	0	0	1	1
Stephen Dezzi	RF	3	0	1	0	1	0	Nick Vilter	DH	4	2	2	2	0	1
Nate Robertson	3B	3	0	0	0	0	1	Kodie Tidwell	2B	2	0	0	0	2	1
a-J. Anderson	PH	1	0	0	0	0	1	Rod Boykin	CF	3	0	1	0	1	1
Sergio Alcantara	2B	4	0	0	0	0	2								

a-Struck out for Robertson in the 9th.

BATTING

2B: Heyman, Dezzi 3B: Nehrir
Team RISP: 2-for-13 Team LOB: 8

BASERUNNING

SB: Nehrir 2, Heyman

Hillsboro	IP	H	R	ER	BB	SO	HR	Tri-City	IP	H	R	ER	BB	SO	HR
Cody Reed	5.0	2	2	2	3	6	1	Emm. Ramirez	1.0	2	2	2	2	1	0
B. Williams	2.0	3	1	1	1	3	0	Brett Kennedy	3.0	1	0	0	1	2	0
Kev. Simmons	0.0	2	1	1	0	0	0	Elvin Liriano	1.1	1	0	0	2	2	0
Brody Greer	1.0	1	0	0	1	1	0	Wilson Santos	2.2	0	0	0	0	3	0
Totals	8.0	8	4	4	5	10	1	Phil Maton	1.0	1	0	0	0	2	0
								Totals	9.0	5	2	2	5	10	0

Simmons pitched to 2 batters in the 8th

Win: Santos Loss: Williams Save: Maton

WP: Reed, Williams Balk: Santos

Inherited runners-scored: Greer 2-1, Santos, W 2-0.

Umpires: HP: Justin Anderson 1B: Derek Thomas 2B: Andy Stukel 3B: Tom West

Weather: 92 degrees, clear Wind: 1 mph, Varies T: 3:22 Att: 1,497

2016 South Division Series Game 1 • Sept. 7 Hops 4, Eug. 3 (10 inn.) • Hops lead best-of-three series 1-0

	1	2	3	4	5	6	7	8	9	10	R	H	E
Eugene	0	0	1	1	1	0	0	0	0	0	3	5	0
Hillsboro	0	1	0	1	0	0	0	1	0	1	4	8	0

Two out when winning run scored

Eugene		AB	R	H	BI	BB	SO	Hillsboro		AB	R	H	BI	BB	SO
D.J. Wilson	CF	4	0	0	0	0	2	Jas. Morozowski	LF	4	0	2	0	1	1
Yeiler Peguero	2B	5	0	1	1	0	0	Mark Karaviotis	1B	4	1	1	0	1	1
Chris Pieters	1B	5	0	0	0	0	2	Josh Anderson	3B	5	0	0	0	0	1
Wladimir Galindo	3B	3	1	0	0	1	0	Luke Lowery	DH	2	2	0	0	3	1
Trent Giambrone	DH	3	0	0	0	1	1	Alexis Olmeda	C	4	0	1	0	0	0
Zack Short	SS	4	0	2	1	0	0	1-McPhearson	PR	0	0	0	0	0	0
Tyler Payne	C	4	0	0	0	0	2	Jose Queliz	C	1	0	1	1	0	0
Kevonte Mitchell	LF	3	1	1	0	0	2	Luis Veras	RF	4	1	1	1	0	1
Robert Garcia	RF	3	1	1	1	1	1	Manny Jefferson	2B	2	0	1	0	1	0
								a-De La Garza	ph/2B	0	0	0	0	0	0
								Adam Walton	SS	3	0	1	1	0	0
								Ben DeLuzio	CF	4	0	0	0	0	1

BATTING

2B: Short HR: Garcia

SAC: Wilson

Team RISP: 1-for-7 Team LOB: 6

BASERUNNING

SB: Mitchell

FIELDING

PB: Payne DP: 3

Eugene	IP	H	R	ER	BB	SO	HR	Hillsboro	IP	H	R	ER	BB	SO	HR
Man. Rondon	5.0	4	2	2	4	2	1	Anfer. Benitez	5.0	4	3	3	2	7	1
M. Knighton	2.0	1	0	0	1	1	0	Connor Grey	1.1	1	0	0	0	1	0
Dak. Mekkes	2.0	1	1	0	1	1	0	Colin Poche	1.0	0	0	0	0	0	1
Mich. Rucker	0.2	2	1	1	1	2	0	Riley Smith	0.2	0	0	0	0	0	0
Totals	9.2	8	4	3	7	6	1	Curtis Taylor	2.0	0	0	0	1	1	0
								Totals	10.0	5	3	3	3	10	1

Win: Taylor Loss: Rucker

IBB: Lowery (by Rucker) HBP: Mitchell (by Grey), De La Garza (by Mekkes)

Inherited runners-scored: Poche 1-0

Umpires: HP: Randy Wilmes 1B: Tanner Dobson 2B: Harrison Silverman 3B: Codey Davis

Weather: 71 degrees, partly cloudy Wind: 6 mph, Out to RF T: 3:14 Att: 2,165

2015 NWL Championship Series Game 3 • Sept. 13 Hops 6, Tri-City 1 • Hops win best-of-three series 2-1

Hillsboro	0	4	0	0	0	0	0	2	6	8	0
Tri-City	0	1	0	0	0	0	0	0	1	3	1

Hillsboro		AB	R	H	BI	BB	SO	Tri-City		AB	R	H	BI	BB	SO
Zach Nehrir	CF	5	0	0	0	0	1	Justin Pacchioli	RF	4	0	0	0	0	0
Dansby Swanson	SS	4	0	0	0	0	1	P. Van Gansen	SS	3	0	0	0	1	0
Grant Heyman	RF	4	0	0	0	0	2	Ty France	1B	3	0	0	0	0	3
Trevor Mitsui	1B	4	0	1	0	0	1	Henry Charles	LF	4	0	1	0	0	1
Luis Veras	LF	4	1	1	0	0	0	Carlos Belen	3B	4	1	1	1	0	3
Alexis Olmeda	C	2	2	0	0	2	2	Austin Allen	C	3	0	1	0	1	0
Josh Anderson	DH	3	2	2	1	0	1	Nick Vilter	DH	4	0	0	0	0	4
Nate Robertson	3B	4	1	1	2	0	0	Kodie Tidwell	2B	1	0	0	0	2	1
Sergio Alcantara	2B	4	0	3	2	0	0	Rod Boykin	CF	3	0	0	0	0	2

BATTING

2B: Anderson, Robertson

Team RISP: 4-for-8 Team LOB: 4

FIELDING

Outfield assist: Veras

Hillsboro	IP	H	R	ER	BB	SO	HR	Tri-City	IP	H	R	ER	BB	SO	HR
C. Hernandez	5.2	2	1	1	2	7	1	Jose Castillo	2.0	4	4	4	1	2	0
Cam. Gann	1.1	0	0	0	2	3	0	Will Headean	3.0	0	0	0	0	4	0
Alex Young	1.0	0	0	0	0	1	0	Lu. Hernandez	2.0	3	0	0	0	1	0
Taylor Clarke	1.0	1	0	0	0	3	0	Sam Holland	2.0	1	2	2	1	1	0
Totals	9.0	3	1	1	4	14	1	Totals	9.0	8	6	6	2	8	0

Win: C. Hernandez Loss: Castillo

WP: Holland HBP: Anderson (by Holland), France (by C. Hernandez)

Inherited runners-scored: Gann 1-0.

Umpires: HP: Derek Thomas 1B: Andy Stukel 2B: Tom West 3B: Justin Anderson

Weather: 80 degrees, partly cloudy Wind: 5 mph, Out to LF T: 2:29 Att: 1,211

2016 South Division Series Game 2 • Sept. 8 Eugene 6, Hops 2 • Best-of-three series tied 1-1

	1	2	3	4	5	6	7	8	9	R	H	E
Hillsboro	0	0	0	0	0	0	0	0	2	2	6	1
Eugene	2	3	0	1	0	0	0	0	x	6	10	1

Hillsboro		AB	R	H	BI	BB	SO	Eugene		AB	R	H	BI	BB	SO
J. Morozowski	LF	3	0	1	0	1	0	D.J. Wilson	CF	4	3	3	1	0	0
Mark Karaviotis	1b/ss	4	0	1	0	0	2	Yeiler Peguero	2B	3	1	2	2	0	0
Josh Anderson	3B	4	0	0	0	0	1	Chris Pieters	1B	3	0	2	3	0	0
Luke Lowery	DH	4	0	1	0	0	2	Wladimir Galindo	3B	4	0	0	0	0	1
Alexis Olmeda	C	3	1	1	0	1	1	Trent Giambrone	DH	3	0	1	0	1	0
Luis Veras	RF	1	0	0	0	1	1	Zack Short	SS	3	0	0	0	1	0
a-J. Chigbogu	ph/1B	2	1	1	0	0	0	Tyler Payne	C	3	0	0	0	1	2
P. De La Garza	2B	4	0	0	0	0	1	Kevonte Mitchell	LF	4	1	1	0	0	3
Adam Walton	SS	2	0	0	0	0	2	Robert Garcia	RF	3	1	1	0	0	1
Stephen Smith	RF	2	0	0	0	0	0								
Ben DeLuzio	CF	3	0	1	0	1	0								

a-Grounded out for Veras in the 6th

BATTING

2B: DeLuzio

GIDP: Anderson, Smith

Team RISP: 0-for-5 Team LOB: 7

FIELDING

E: Veras

Hillsboro	IP	H	R	ER	BB	SO	HR	Eugene	IP	H	R	ER	BB	SO	HR
Bo Takahashi	1.1	7	5	5	1	0	0	Pedro Silverio	5.0	2	0	0	4	8	0
W.-C.Huang	3.2	2	1	1	2	2	0	Dun. Robinson	4.0	4	2	0	0	2	0
Mack Lemieux	3.0	1	0	0	0	5	0	Totals	9.0	6	2	0	4	10	0
Totals	8.0	10	6	6	3	7	0								

Win: Silverio Loss: Takahashi Save: Robinson WP: Robinson.

Pitches-strikes: Takahashi 29-18, Huang 52-30, Lemieux 40-30, Silverio, P 89-49, Robinson 48-33

Inherited runners-scored: Huang 2-1.

Umpires: HP: Tanner Dobson 1B: Harrison Silverman 2B: Codey Davis 3B: Randy Wilmes

Weather: 78 degrees, partly cloudy Wind: 12 mph, In from CF T: 2:33 Att: 4,016

2016 South Division Series Game 3 • Sept. 9
Eugene 2, Hops 1 • Eugene wins best-of-three series 2-1

	1	2	3	4	5	6	7	8	9	R	H	E
Hillsboro	0	1	0	0	0	0	0	0	0	1	10	1
Eugene	1	0	1	0	0	0	0	0	x	2	6	0

Hillsboro	AB	R	H	BI	BB	SO	Eugene	AB	R	H	BI	BB	SO
J. Morozowski RF	4	0	1	0	1	2	D.J. Wilson CF	4	0	0	0	0	0
Mark Karaviotis ss/1B	5	0	0	0	0	2	Yeller Peguero 2B	2	2	1	0	2	1
Josh Anderson 3B	4	0	1	0	1	0	Chris Pieters 1B	4	0	2	0	0	1
Luke Lowery DH	4	0	1	0	0	1	Wladimir Galindo 3B	3	0	0	2	0	1
Justin Chigbogu 1B	4	0	2	0	0	1	Trent Giambrone DH	3	0	1	0	1	0
1-McPhearson PR	0	0	0	0	0	0	Zack Short SS	3	0	0	0	1	0
M. Jefferson 2B	0	0	0	0	0	0	Tyler Payne C	4	0	0	0	0	2
De La Garza 2B	3	1	2	0	0	1	Kevonte Mitchell LF	4	0	2	0	0	1
2-Ad. Walton pr/SS	0	0	0	0	0	0	Robert Garcia RF	3	0	0	0	0	1
Jose Queliz C	3	0	1	0	0	1							
a-A. Olmeda PH/C	1	0	0	0	0	0							
Connor Owings LF	2	0	1	0	1	1							
b-Luis Veras ph/LF	1	0	0	0	0	0							
Ben DeLuzio CF	3	0	1	0	1	0							

a-GIDP for Queliz in 8th b-Grounded out for Owings in 8th 1-Ran for Chigbogu in 8th 2-Ran for De La Garza in 8th

BATTING

2B: Owings, DeLuzio

GIDP: Karaviotis, DeLuzio, Olmeda

Team RISP: 0-for-15 Team LOB: 11

FIELDING: E: Queliz

Hillsboro	IP	H	R	ER	BB	SO	HR	Eugene	IP	H	R	ER	BB	SO	HR
Tyler Mark	2.0	2	2	2	3	1	0	Edwin Moreno	5.0	6	1	1	3	7	0
Connor Grey	2.0	1	0	0	1	4	0	Jed Carter	1.0	1	0	0	1	0	0
Riley Smith	2.0	1	0	0	0	1	0	M. Knighton	1.2	2	0	0	0	1	0
Colin Poche	0.2	1	0	0	0	0	0	Wyatt Short	1.1	1	0	0	0	1	0
Tommy Eveld	0.1	0	0	0	0	1	0	Totals	9.0	10	1	4	9	0	
Kevin Ginkel	1.0	1	0	0	0	0	0								
Totals	8.0	6	2	2	4	7	0								

Mark pitched to 1 batter in the 3rd. Win: Moreno Loss: Grey Save: Short WP: Grey 2, Moreno HBP: De La Garza (by Knighton) Inherited runners-scored: Grey 1-1, Eveld 1-0, Short 1-0. Umpires: HP: Harrison Silverman 1B: Cody Davis 2B: Randy Wilmes 3B: Tanner Dobson Weather: 81 degrees, clear Wind: 14 mph, In from CF T: 2:54 Att: 2,752

2017 South Division Series Game 2 • Sept. 7
Eugene 10, Hops 4 • Eugene wins best-of-three series 2-0

	1	2	3	4	5	6	7	8	9	R	H	E
Eugene	0	3	0	0	0	0	1	0	6	10	12	1
Hillsboro	0	0	3	0	0	0	0	1	0	4	6	1

Eugene	AB	R	H	BI	BB	SO	Hillsboro	AB	R	H	BI	BB	SO
Zach Davis LF	5	1	1	1	0	4	Cam. Duzenack SS	4	0	0	0	1	0
Jared Young 2B	3	0	1	1	1	1	Ryan Grotjohn 2B	3	1	0	0	1	1
Austin Filiere 3B	5	0	1	0	0	1	Luis Lara DH	4	1	2	0	0	2
Michael Cruz DH	3	0	1	0	0	2	1-Dan Swain pr/dh	0	1	0	0	0	0
1-J. Gonzalez pr/dh	0	1	0	0	0	0	Pavin Smith 1B	4	1	1	3	0	2
J. Bethencourt SS	4	2	3	0	0	0	Drew Ellis 3B	4	0	0	1	0	3
Gustavo Polanco 1B	4	1	0	0	0	0	Daulton Varsho C	4	0	1	0	0	2
Miguel Amaya C	4	2	2	2	0	1	Tra Holmes CF	4	0	1	0	0	2
Brandon Hughes RF	3	2	2	3	1	1	Bryan Araiza RF	3	0	1	0	1	1
Chris Singleton CF	4	1	1	3	0	1	Jorge Perez LF	2	0	0	0	1	1
1-Ran for Cruz in the 9th							a-Ryan Dobson ph/lf	1	0	0	0	1	1
							a-BB for Perez in 7th 1-Ran for Lara in 8th						

BATTING

2B: Bethencourt, Amaya, Singleton

3B: Davis HR: Hughes SF: Young

Team RISP: 6-for-10 Team LOB: 2

BASERUNNING

SB: Bethencourt CS: Young

PO: Young 2

FIELDING

E: Polanco PB: Amaya

Eugene	IP	H	R	ER	BB	SO	HR	Hillsboro	IP	H	R	ER	BB	SO	HR
Jes. Camargo	4.0	4	3	3	3	7	1	Tyler Badamo	6.0	6	3	3	0	7	1
Tyler Thomas	3.0	0	0	0	1	5	0	Kevin Ginkel	1.0	2	1	1	0	2	0
Luis Aquino	2.0	2	1	1	0	3	0	Jordan Watson	1.0	0	0	0	0	1	2
Totals	9.0	6	4	4	4	15	1	B. Williams	0.1	3	5	5	1	0	0
								Juan Torres	0.2	1	1	1	0	0	0
								Totals	9.0	12	10	10	2	11	1

Win: Aquino Loss: Williams WP: Camargo, Aquino IBB: Hughes (by Williams) HBP: Cruz (by Williams) Inherited runners-scored: Torres 1-1

Umpires: HP: Mitch Wilson 1B: Steven Jaschinski 2B: Brian Hertzog 3B: Chris Presley-Murphy Weather: 79 degrees, overcast Wind: 2 mph, Varies T: 3:12 Att: 2,334

2017 South Division Series Game 1 • Sept. 6
Eugene 3, Hops 2 • Eugene leads best-of-three series 1-0

	1	2	3	4	5	6	7	8	9	R	H	E
Hillsboro	0	0	0	0	1	1	0	0	0	2	6	1
Eugene	0	0	0	0	1	0	1	1	x	3	6	0

Hillsboro	AB	R	H	BI	BB	SO	Eugene	AB	R	H	BI	BB	SO
Cam. Duzenack SS	4	0	0	0	0	2	Zach Davis LF	4	0	1	1	0	1
Ryan Grotjohn 2B	3	1	1	0	1	1	Jared Young 2B	4	0	0	0	0	0
Luis Lara DH	4	0	1	1	0	0	Austin Filiere 3B	4	0	1	0	0	2
Pavin Smith 1B	4	0	0	0	0	1	Michael Cruz DH	2	1	0	0	2	1
Drew Ellis 3B	4	1	1	1	0	1	Remillard C	4	0	1	0	0	2
Daulton Varsho C	3	0	1	0	0	0	J. Bethencourt SS	2	2	0	0	2	2
Tra Holmes CF	3	0	1	0	0	1	Gustavo Polanco 1B	4	0	2	1	0	2
Bryan Araiza RF	3	0	0	0	0	0	Brandon Hughes RF	4	0	0	0	0	0
Jorge Perez LF	3	0	1	0	0	1	Chris Singleton CF	3	0	1	0	0	1

BATTING

2B: Lara

HR: Ellis

GIDP: Lara

Team RISP: 1-for-5 Team LOB: 3

BASERUNNING

SB: Grotjohn

FIELDING

E: Araiza

Hillsboro	IP	H	R	ER	BB	SO	HR	Eugene	IP	H	R	ER	BB	SO	HR
Rand. Delgado	1.0	0	0	0	0	0	0	Jose Albertos	5.2	5	2	2	1	3	1
Brian Shaffer	3.0	1	0	0	1	6	0	Elvis Diaz	1.2	1	0	0	0	2	0
Kev. McCanna	3.0	3	2	1	2	3	0	Jake Steffens	1.2	0	0	0	0	2	0
Matt Peacock	0.2	2	1	1	1	2	0	Totals	9.0	6	2	2	1	7	1
Matt Brill	0.1	0	0	0	0	0	0								
Totals	8.0	6	3	2	4	11	0								

Win: Steffens Loss: Peacock WP: Albertos Balk: Albertos

Pitches-strikes : Delgado 7-6, Shaffer 48-30, McCanna 55-36, Peacock 23-14, Brill 2-2, Albertos 73-44, Diaz, E 23-15, Steffens 25-15.

Inherited runners-scored: Brill 2-0, Diaz, E 1-0 Ejections: Hillsboro Hops Manager

Shawn Roof ejected by 1B umpire Mitch Wilson (9th) Umpires: HP: Chris Presley-Murphy

1B: Mitch Wilson 2B: Steven Jaschinski 3B: Brian Hertzog

Weather: 79 degrees, overcast Wind: 8 mph, Out to CF T: 2:54 Att: 1,408

2018 South Division Series Game 1 • Sept. 5
Eugene 3, Hops 2 • Eugene leads best-of-three series 1-0

	1	2	3	4	5	6	7	8	9	R	H	E
Hillsboro	0	1	1	0	0	0	0	0	0	2	6	3
Eugene	0	0	0	0	1	2	0	0	x	3	9	0

Hillsboro		AB	R	H	BI	BB	SO	Eugene		AB	R	H	BI	BB	SO
Jake McCarthy	CF	3	0	1	0	1	2	Grant Fennell	1B	3	0	1	0	1	0
Geral. Perdomo	SS	4	0	1	1	0	3	Nels. Velazquez	LF	4	0	0	1	0	0
L.T. Tolbert	2B	4	0	0	0	0	1	Luke Reynolds	DH	4	0	1	0	0	0
Andy Yerzy	C	4	1	2	1	0	1	Levi Jordan	2B	3	1	1	0	1	0
Joey Rose	3B	4	0	1	0	0	2	Jonathan Sierra	RF	4	0	0	0	0	1
Buddy Kennedy	DH	4	0	0	0	0	0	Jake Slaughter	3B	4	0	2	0	0	2
Francis Martinez	1B	4	0	1	0	0	3	Fernando Kelli	CF	4	1	2	1	0	0
Will Gorman	RF	3	0	0	0	0	3	Caleb Knight	C	3	0	1	0	0	0
a-Z. Shannon	PH	1	0	0	0	0	0	Luis Vazquez	SS	4	1	1	0	0	0
Jorge Perez	LF	2	1	0	0	1	0								
a-Grounded out for Gorman in the 9th															

a-Grounded out for Gorman in the 9th

BATTING

2B: Rose, Martinez, Yerzy

3B: Perdomo HR: Yerzy

Team RISP: 0-for-11 Team LOB: 6

BASERUNNING

SB: McCarthy CS: McCarthy

FIELDING

E: Rose, Weiss, Perez DP: 1

Hillsboro	IP	H	R	ER	BB	SO	HR	Eugene	IP	H	R	ER	BB	SO	HR
Matt Tabor	5.0	4	1	1	1	1	0	Eury Ramos	2.1	3	2	2	2	4	1
Ryan Weiss	1.0	2	2	2	1	1	0	Eugen. Palma	2.2	1	0	0	0	5	0
Crist. Ogando	2.0	3	0	0	0	1	0	Peyton Remy	3.0	2	0	0	0	5	0
Totals	8.0	9	3	3	2	3	0	Ivan Medina	1.0	0	0	0	0	1	0
								Totals	9.0	6	2	2	2	15	1

Win: Remy Loss: Weiss Save: Medina

WP: Tabor, Weiss, Ramos, E, Palma Balk: Weiss HBP: Knight (by Tabor)

Pitches-strikes: Tabor 6 6-46, Weiss 33-23, Ogando 37-25, Ramos, E 49-27,

Palma 35-24, Remy 55-35, Medina 9-7. Inherited runners-scored: Palma 1-0.

Ejections: Ems Mgr Steven Lerud ejected by HP umpire (4th) Umpires: HP: Emma

Charlesworth-Seiler 1B: Bryan Van Vranken 2B: Jeff Hamann 3B: Andrew Clark

Weather: 80 degrees, partly cloudy Wind: 5 mph, Out to CF T: 3:07 Att: 3,038

2018 South Division Series Game 2 • Sept. 6
Eugene 3, Hops 2 • Eugene wins best-of-three series 2-0

	1	2	3	4	5	6	7	8	9	R	H	E
Eugene	0	0	0	0	0	3	0	0	0	3	4	0
Hillsboro	1	0	0	0	0	1	0	0	0	2	7	2

Eugene	AB	R	H	BI	BB	SO	Hillsboro	AB	R	H	BI	BB	SO
Grant Fennell 1B	4	0	0	0	0	4	Jake McCarthy CF	4	1	1	0	0	1
Nels. Velazquez LF	4	1	1	1	0	2	Ger. Perdomo SS	4	0	1	0	0	1
Luke Reynolds DH	4	0	1	1	0	0	L.T. Tolbert 2B	3	1	1	1	0	2
Levi Jordan 2B	4	0	0	0	0	0	Andy Yerzy C	3	0	0	0	1	0
Jonathan Sierra RF	2	0	0	0	1	0	Zack Shannon 1B	2	0	0	0	1	0
Jake Slaughter 3B	3	0	0	0	0	1	1-K. Watson Jr. PR	0	0	0	0	0	0
Fernando Kelli CF	3	0	0	0	0	2	David Garza Jr. 1B	1	0	0	0	0	1
Caleb Knight C	3	1	1	0	0	2	Joey Rose 3B	4	0	0	1	0	2
Luis Vazquez SS	3	1	1	0	0	0	Buddy Kennedy DH	3	0	1	0	1	0

BATTING
2B: Reynolds
Team RISP: 2-for-4 **Team LOB:** 1

BASERUNNING
SB: Knight, Vazquez, Velazquez
CS: Sierra

FIELDING
PB: Knight **Pickoffs:** Carrera

Eugene	IP	H	R	ER	BB	SO	HR	Hillsboro	IP	H	R	ER	BB	SO	HR
Faust. Carrera 5.1	5	2	1	2	4	0		Matt Mercer 4.0	0	0	0	0	0	6	0
Faur. Guerrero 0.2	0	0	0	1	1	0		Jake Goddard 1.2	3	3	3	0	0	1	0
Sean Barry 2.1	2	0	0	0	5	0		Travis Moths 1.1	1	0	0	0	1	2	0
Ril. McCauley 0.2	0	0	0	0	1	0		Josh Green 2.0	0	0	0	0	0	2	0
Totals	9.0	7	2	1	3	11	0	Totals	9.0	4	3	3	1	11	0

Win: Carrera **Loss:** Goddard **Save:** McCauley **HBP:** McCarthy (by Carrera).
Inherited runners-scored: Guerrero, F 2-1, McCauley 2-0, Moths 1-1.
Umpires: HP: Bryan Van Vranken 1B: Jeff Hamann 2B: Andrew Clark
 3B: Emma Charlesworth-Seiler
Weather: 85 degrees, clear **Wind:** 6 mph, Out to LF **T:** 3:00 **Att:** 2,338

2019 South Division Series Game 2 • Sept. 5
Hops 6, Salem-Keizer 3 • Hops win best-of-three series 2-0

	1	2	3	4	5	6	7	8	9	R	H	E
Hillsboro	2	1	0	0	2	0	1	0	0	6	9	0
Salem-Keizer	0	2	0	0	0	0	1	0	0	3	5	2

Hillsboro	AB	R	H	BI	BB	SO	Salem-Keizer	AB	R	H	BI	BB	SO
Ricky Martinez 2B	5	0	1	0	0	1	Jairo Pomares RF	5	0	0	0	0	2
Jorge Barrosa RF	3	3	0	0	2	1	Alex Canario CF	3	0	0	0	1	2
Tristin English 3B	4	1	2	0	0	0	Armani Smith LF	4	0	0	0	0	2
Ryan January DH	5	1	2	3	0	1	Yoris Rodriguez 2B	4	0	0	0	0	0
Liover Peguero SS	4	0	1	1	0	0	Luis Toribio 3B	4	1	1	0	0	2
Corbin Carroll CF	4	0	0	0	0	0	B. Martorano C	2	1	0	0	1	2
Jesus Marriaga LF	3	1	1	0	0	2	Tyler Flores 1B	3	0	1	1	1	0
Andy Yerzy 1B	3	0	1	0	1	1	Harrison Freed DH	4	1	2	1	0	0
Lyle Lin C	3	0	1	1	0	0	Jeff Houghtby SS	3	0	1	1	1	0

BATTING
2B: Martinez, January, Peguero, Yerzy
3B: English **SF:** Lin
Team RISP: 3-for-15 **Team LOB:** 7

BASERUNNING
SB: Marriaga 3 **PO:** Martinez (1st base by Nurse), English (3rd base by Martorano)

Hillsboro	IP	H	R	ER	BB	SO	HR	Salem-Keizer	IP	H	R	ER	BB	SO	HR
C. Grammes 3.0	2	2	2	2	3	0		Caleb Kilian 4.0	4	3	3	1	1	2	0
Ryne Nelson 3.0	1	0	0	0	4	0		Conner Nurse 2.0	3	3	3	2	1	0	
Liu Fuenmayor 1.0	1	1	1	0	1	1		Ben Madison 2.0	1	0	0	0	0	2	0
Justin Garcia 1.0	0	0	0	0	0	0		Deiyyer. Bolivar 1.0	1	0	0	0	0	1	0
Eduar. Herrera 0.2	1	0	0	2	2	0		Totals	9.0	9	6	4	3	6	0
Mailon Arroyo 0.1	0	0	0	0	0	0									
Totals	9.0	5	3	3	4	10	1								

Nurse pitched to 2 batters in the 7th **Win:** Nelson **Loss:** Kilian **Save:** Arroyo
WP: Grammes, Madison **HBP:** Marriaga (by Kilian), English (by Nurse), Martorano (by Nelson) **Pitches-strikes:** Grammes 47-28, Nelson 39-29, Fuenmayor 13-8, Garcia 9-6, Herrera 24-11, Arroyo 2-2, Kilian 63-37, Nurse 40-19, Madison 27-18, Bolivar 11-6
Inherited runners-scored: Arroyo 3-0, Madison 2-1
Umpires: HP: Guill. Rodriguez 1B: Kellen Martin 2B: Matt Barrett 3B: Nick McFarland
Weather: 86 degrees, Overcast **Wind:** 4 mph, Varies **T:** 3:00 **Att:** 1,994

2019 South Division Series Game 1 • Sept. 4
Hops 2, Salem-Keizer 1 • Hops lead best-of-three series 1-0

	1	2	3	4	5	6	7	8	9	R	H	E
Salem-Keizer	0	0	0	1	0	0	0	0	0	1	1	3
Hillsboro	0	0	0	0	0	0	0	1	1	2	6	0

Salem-Keizer	AB	R	H	BI	BB	SO	Hillsboro	AB	R	H	BI	BB	SO
Yoris Rodriguez 2B	4	1	1	1	0	0	Ricky Martinez 2B	4	0	1	0	0	0
Jairo Pomares DH	3	0	0	0	0	1	Jorge Barrosa RF	4	0	0	0	0	1
Alex Canario CF	3	0	0	0	0	3	Tristin English 3B	4	1	0	0	0	0
Armani Smith LF	3	0	0	0	0	0	Ryan January DH	3	0	0	0	1	3
Luis Toribio 3B	3	0	0	0	0	2	Liover Peguero SS	4	0	1	1	0	2
Carter Aldrete 1B	3	0	0	0	0	2	Corbin Carroll CF	3	1	1	0	0	0
Kwan Adkins RF	3	0	0	0	0	2	Jesus Marriaga LF	3	0	0	0	0	1
B. Martorano C	3	0	0	0	0	2	Andy Yerzy 1B	2	0	1	1	1	0
Abdiel Leyer SS	3	0	0	0	0	1	Lyle Lin C	3	0	2	0	0	0

BATTING
HR: Rodriguez

FIELDING
E: Toribio, Figueroa, Aldrete
Pickoffs: Martorano (Lin at 1st base)
PB: Martorano **DP:** 1

Salem-Keizer	IP	H	R	ER	BB	SO	HR	Hillsboro	IP	H	R	ER	BB	SO	HR
Kervin Castro	2.0	0	0	0	0	1	0	Tyler Holton	6.0	1	1	1	0	10	1
Travis Perry	5.0	3	0	0	1	5	0	Nick Snyder	3.0	0	0	0	0	3	0
Mig. Figueroa	1.1	3	2	1	1	1	0	Totals	9.0	1	1	1	0	13	1
Totals	8.1	6	2	1	2	7	0								

Win: Snyder **Loss:** Figueroa
Pitches-strikes: Castro 24-17, Perry 66-44, Figueroa 37-23, Holton 75-56, Snyder 27-20
Umpires: HP: Nick McFarland 1B: Guill. Rodriguez 2B: Kellen Martin 3B: Matt Barrett
Weather: 81 degrees, Clear **Wind:** 7 mph, Out To RF **T:** 2:07 **Att:** 2,015

2019 NWL Championship Series Game 1 • Sept. 7
Hops 5, Tri-City 3 • Hops lead best-of-five series 1-0

	1	2	3	4	5	6	7	8	9	R	H	E
Tri-City	0	0	0	0	0	1	1	0	1	3	7	3
Hillsboro	0	0	0	0	0	0	0	1	4	5	4	0

Tri-City	AB	R	H	BI	BB	SO	Hillsboro	AB	R	H	BI	BB	SO
Reinaldo Illaraza 2B	4	0	2	0	0	2	Ricky Martinez 2B	4	0	1	1	0	1
Jordy Barley SS	4	0	1	0	0	2	Jorge Barrosa RF	4	0	0	0	0	0
Logan Driscoll C	2	0	0	1	1	0	Tristin English 3B	4	0	0	0	0	2
Kelvin Melean 3B	4	1	1	0	0	0	Dom Canzone DH	3	1	1	0	0	0
Jack Stronach RF	4	0	1	1	0	1	Liover Peguero SS	3	1	0	0	1	1
Luke Becker lf/1b	4	0	0	0	0	1	Corbin Carroll CF	3	1	0	0	1	3
Nick Gatewood DH	4	1	1	1	0	0	Jesus Marriaga LF	3	0	0	1	0	1
Jason Pineda 1B	3	0	0	0	0	3	Andy Yerzy 1B	4	2	2	3	0	0
Tre Carter LF	0	0	0	0	0	0	Lyle Lin C	2	0	0	0	0	1
Matthew Acosta CF	3	1	1	0	0	1	a-Ryan January ph/c	1	0	0	0	0	0

BATTING
2B: Acosta, Stronach **HR:** Gatewood
SF: Driscoll **GDP:** Barley
Team RISP: 1-for-7 **Team LOB:** 4

BASERUNNING
SB: Melean, Illaraza

FIELDING
E: Pineda, Melean, Illaraza **PB:** Driscoll 2

Tri-City	IP	H	R	ER	BB	SO	HR	Hillsboro	IP	H	R	ER	BB	SO	HR
Ignacio Feliz 6.0	1	0	0	0	7	0		Drey Jameson 3.0	2	0	0	1	4	0	
Seth Mayberry 1.2	2	1	1	1	0	2	0	Deyni Olivero 4.2	3	2	2	2	0	4	1
Dan Dallas 0.2	0	3	3	2	0	0		Justin Garcia 0.1	0	0	0	0	0	1	0
Tom Colletti 0.1	1	1	1	0	0	1		Brenn. Malone 1.0	2	1	1	0	1	0	
Totals	8.2	4	5	5	2	9	1	Totals	9.0	7	3	3	1	10	1

Win: Malone **Loss:** Dallas **HBP:** Canzone (by Dallas)
Pitches-strikes: Feliz, 180-49, Mayberry 33-21, Dallas 24-12, Colletti 8-5, Jameson 45-31, Olivero 63-40, Garcia, J 6-3, Malone 21-14
Inherited runners-scored: Dallas 1-0, Colletti 3-3
Umpires: HP: Kyle Stutz 1B: Willie Traynor 2B: Guillermo Rodriguez 3B: Kellen Martin
Weather: 63 degrees, Cloudy **Wind:** 0 mph, Calm **T:** 2:57 **Att:** 2,220

2019 NWL Championship Series Game 2 • Sept. 8
Tri-City 9, Hops 1 • Best-of-five series tied 1-1

	1	2	3	4	5	6	7	8	9	R	H	E
Tri-City	6	0	0	1	2	0	0	0	0	9	5	0
Hillsboro	1	0	0	0	0	0	0	0	0	1	3	5

Tri-City	AB	R	H	BI	BB	SO	Hillsboro	AB	R	H	BI	BB	SO
Reinaldo Illaraza 2B	5	1	1	0	0	2	Ricky Martinez 2B	3	1	0	0	1	0
Jordy Barley SS	3	1	1	0	2	1	Jorge Barrosa rf/cr	3	0	0	0	1	0
Logan Driscoll RF	3	1	1	0	2	1	Tristin English 3B	4	0	0	0	0	0
Kelvin Melean 3B	5	0	0	0	0	2	Dom Canzone DH	4	0	1	1	0	2
Jack Stronach LF	4	1	0	1	0	2	Liover Peguero SS	3	0	0	0	0	1
Luke Becker 1B	2	2	0	1	3	1	a-E. Hernandez PH	1	0	0	0	0	0
Nick Gatewood DH	4	0	0	0	0	3	Corbin Carroll CF	3	0	1	0	0	0
a-Mason House ph/dh	1	0	0	0	0	1	Joe Gillette RF	0	0	0	0	0	0
Jonny Homza C	4	1	1	4	0	2	Jesus Marriaga LF	2	0	0	0	1	2
Matthew Acosta CF	1	0	0	0	0	0	Andy Yerzy 1B	2	0	1	0	1	0
1-Tre Carter pr/cf	2	2	1	2	0	1	Lyle Lin C	2	0	0	0	0	0
							Dan. Wasinger C	1	0	0	0	0	0

a-Struck out for Gatewood in the 9th
 1-Ran for Acosta in the 4th

BATTING
 HR: Homza (grand slam), Carter
 Team RISP: 2-for-6 Team LOB: 7

BASERUNNING
 CS: Barley

Tri-City	IP	H	R	ER	BB	SO	HR
Con. Lehmann 2.0	2	1	1	3	1	0	
Jas. Reynolds 4.0	0	0	0	1	3	0	
Sam Keating 3.0	1	0	0	0	1	0	
Totals	9.0	3	1	4	5	0	

BATTING
 Team RISP: 1-for-6 Team LOB: 4

BASERUNNING
 SB: Marriaga, Yerzy

FIELDING
 E: Walston, Lin, Cruz, Yerzy, Polancic

Hillsboro	IP	H	R	ER	BB	SO	HR
Blake Walston 0.1	1	4	2	1	0		
Jacob Stevens 0.2	1	2	2	1	1		
Cody Reed 2.1	2	1	1	3	4	0	
Wilfry Cruz 2.2	1	2	2	1	4	1	
Avery Short 1.0	0	0	0	0	2	0	
Jake Polancic 1.0	0	0	0	0	2	0	
Yan Sanchez 1.0	0	0	0	0	2	0	
Totals	9.0	5	9	7	16	2	

Win: Reynolds Loss: Walston Save: Keating
 WP: Lehmann, Keating, Cruz HBP: Stronach (by Walston), Acosta (by Reed)
 Pitches-strikes: Lehmann 46-25, Reynolds 53-37, Keating 35-24, Walston 24-12, Stevens 20-9, Reed 49-26, Cruz 44-28, Short 13-9, Polancic 19-14, Sanchez 13-11
 Inherited runners-scored: Stevens 3-3, Cruz 3-1
 Umpires: HP: Willie Traynor. 1B: Guillermo Rodriguez. 2B: Kellen Martin. 3B: Kyle Stutz
 Weather: 64 degrees, Cloudy Wind: 10 mph, In From CF T: 3:07 Att: 1,941

2019 NWL Championship Series Game 4 • Sept. 10
Tri-City 6, Hops 0 • Best-of-five series tied 2-2

	1	2	3	4	5	6	7	8	9	R	H	E
Hillsboro	0	0	0	0	0	0	0	0	0	0	7	1
Tri-City	0	2	0	0	3	1	0	0	x	6	8	1

Hillsboro	AB	R	H	BI	BB	SO	Tri-City	AB	R	H	BI	BB	SO
Ricky Martinez 2B	4	0	0	0	0	3	Reinaldo Illaraza 2B	2	1	1	0	3	0
Corbin Carroll CF	3	0	1	0	1	1	Jordy Barley SS	4	0	1	0	1	1
Tristin English 3B	4	0	1	0	0	1	Logan Driscoll RF	4	1	2	1	0	0
Dom Canzone DH	4	0	1	0	0	0	Kelvin Melean 3B	4	1	0	0	1	0
Liover Peguero SS	4	0	1	0	0	2	Jack Stronach LF	4	0	0	1	1	1
Jorge Barrosa RF	4	0	2	0	0	0	Luke Becker 1B	2	1	1	1	2	1
Andy Yerzy 1B	4	0	1	0	0	2	Nick Gatewood DH	3	0	0	1	0	2
Jesus Marriaga LF	4	0	0	0	0	1	Jonny Homza C	3	0	1	0	1	0
Ryan January C	2	0	0	0	1	1	Matthew Acosta CF	3	2	2	2	1	0
a-E. Hernandez PH	1	0	0	0	0	1							

BATTING
 2B: Canzone SAC: Martinez
 Team RISP: 0-for-11 Team LOB: 10

FIELDING
 E: Yerzy DP: 1

Hillsboro	IP	H	R	ER	BB	SO	HR
Marcos Tineo 3.2	6	2	2	1	3	1	
Liu Fuenmayor 0.2	0	2	2	2	0	0	
Yan Sanchez 0.0	0	1	1	3	0	0	
Justin Garcia 0.2	0	0	0	0	0	0	
Jake Polancic 1.2	2	1	1	3	2	0	
Jacob Stevens 1.1	0	0	0	1	0	0	
Totals	8.0	8	6	10	5	1	

Sanchez, Y pitched to 3 batters in the 5th
 Win: Sung Loss: Tineo Save: Elliott WP: Polancic 2, Blanchard
 Pitches-strikes: Tineo 66-42, Fuenmayor 17-7, Sanchez, Y 14-2, Garcia, J 8-4, Polancic 41-24, Stevens 17-12, Blanchard 50-33, Sung 33-18, Elliott 54-46
 Inherited runners-scored: Fuenmayor 1-0, Sanchez, Y 2-2, Garcia, J 3-1, Stevens 2-0
 Umpires: HP: Kellen Martin. 1B: Kyle Stutz. 2B: Willie Traynor. 3B: Guillermo Rodriguez
 Weather: 74 degrees, Partly Cloudy Wind: 1 mph, Varies T: 3:03 Att: 1,020

2019 NWL Championship Series Game 3 • Sept. 9
Hops 2, Tri-City 1 • Hops lead best-of-five series 2-1

	1	2	3	4	5	6	7	8	9	R	H	E
Hillsboro	0	0	0	0	0	0	0	2	2	3	0	
Tri-City	0	0	0	0	0	0	0	0	1	1	5	1

Hillsboro	AB	R	H	BI	BB	SO	Tri-City	AB	R	H	BI	BB	SO
Ricky Martinez 2B	4	0	0	0	0	1	Reinaldo Illaraza 2B	4	1	1	0	0	1
Corbin Carroll CF	4	1	1	0	0	0	Jordy Barley SS	3	0	1	0	1	1
Tristin English 3B	4	1	2	2	0	1	Logan Driscoll RF	3	0	1	0	1	1
Dom Canzone DH	4	0	0	0	0	0	Kelvin Melean 3B	4	0	0	0	0	1
Liover Peguero SS	3	0	0	0	0	2	Jack Stronach LF	4	0	1	1	0	1
Jorge Barrosa RF	3	0	0	0	0	0	Luke Becker 1B	3	0	0	0	1	1
Andy Yerzy 1B	3	0	0	0	0	1	Sean Guilbe DH	2	0	0	0	0	2
Jesus Marriaga LF	2	0	0	0	1	2	Johnny Homza C	3	0	0	0	0	1
Ryan January C	3	0	0	0	0	1	Tre Carter CF	3	0	1	0	0	1

BATTING
 HR: English
 Team RISP: 0-for-2 Team LOB: 2

BASERUNNING
 CS: Marriaga

FIELDING
 DP: 1

Hillsboro	IP	H	R	ER	BB	SO	HR
Tyler Holton 7.0	4	0	0	0	9	0	
Nick Snyder 1.0	1	1	1	3	0	0	
Mallon Arroyo 1.0	0	0	0	0	1	0	
Totals	9.0	5	1	3	10	0	

Snyder pitched to 3 batters in the 9th

Win: Snyder Loss: Acevedo Save: Arroyo
 Pitches-strikes: Holton 88-60, Snyder 33-14, Arroyo 19-14, Arias 72-48, Acevedo 32-24
 Inherited runners-scored: Arroyo 3-1
 Umpires: HP: Guillermo Rodriguez. 1B: Kellen Martin. 2B: Kyle Stutz. 3B: Willie Traynor
 Weather: 76 degrees, Partly Cloudy Wind: 5 mph, Out To LF T: 2:32 Att: 1,009

2019 NWL Championship Series Game 5 • Sept. 11
Hops 3, Tri-City 1 • Hops win best-of-five series 3-2

	1	2	3	4	5	6	7	8	9	R	H	E
Hillsboro	0	0	1	1	0	0	1	0	0	3	6	0
Tri-City	1	0	0	0	0	0	0	0	0	1	6	1

Hillsboro	AB	R	H	BI	BB	SO	Tri-City	AB	R	H	BI	BB	SO
Jorge Barrosa RF	5	1	2	0	0	1	Reinaldo Illaraza 2B	2	1	0	0	2	1
Corbin Carroll CF	2	0	1	1	1	0	Jordy Barley SS	4	0	1	0	0	3
Tristin English 3B	4	0	1	1	0	0	Logan Driscoll C	4	0	0	0	0	1
Dom Canzone LF	4	0	0	0	0	1	Kelvin Melean 3B	4	0	2	1	0	0
Liover Peguero SS	4	0	0	0	0	2	Jack Stronach RF	3	0	0	0	1	3
Andy Yerzy 1B	2	0	0	0	2	1	Luke Becker 1B	4	0	0	0	0	1
Lyle Lin C	3	1	1	0	1	0	Nick Gatewood DH	4	0	2	0	0	2
Ryan January DH	4	0	1	1	0	1	Sean Guilbe LF	4	0	1	0	0	3
Ricky Martinez 2B	3	1	0	0	0	1	Matthew Acosta CF	3	0	0	0	0	1

BATTING
 2B: Barrosa, Carroll, Lin GIDP: Lin
 Team RISP: 3-for-11 Team LOB: 7

BASERUNNING
 SB: Carroll

FIELDING
 DP: 1

Hillsboro	IP	H	R	ER	BB	SO	HR
Co. Grammes 3.0	4	1	1	1	4	0	
Ryne Nelson 3.0	2	0	0	1	6	0	
Justin Garcia 2.0	0	0	0	1	3	0	
Ed. Herrera 1.0	0	0	0	0	2	0	
Totals	9.0	6	1	3	15	0	

Dallas pitched to 1 batter in the 7th

Win: Nelson Loss: Thwaites Save: Herrera WP: Lincoln
 Balk: Grammes, Dallas HBP: Martinez (by Thwaites), Carroll (by Dallas)
 Pitches-strikes: Grammes 55-34, Nelson 59-40, Garcia, J 33-20, Herrera 11-8, Thwaites 48-31, Mayberry 15-9, Medders 27-14, Dallas 7-3, Lincoln 18-12, Colletti 13-8
 Inherited runners-scored: Dallas 1-0, Lincoln 2-1
 Umpires: HP: Kyle Stutz. 1B: Willie Traynor. 2B: Guillermo Rodriguez. 3B: Kellen Martin
 Weather: 78 degrees, Clear Wind: 5 mph, Out To RF T: 3:10 Att: 2,169

Hops Single-Season Top Tens 2013-2022

●●●●●●●● BATTING ●●●●●●●●

BATTING AVERAGE YEAR AVG

(minimum 205 plate appearances)

Pavin Smith•	2017	.318
Grant Heyman•	2014	.315
Yogey Perez-Ramos•	2013	.314
Daulton Varsho•	2017	.311
Josh Anderson•	2016	.307
Andy Yerzy•	2018	.297
Tristin English•	2019	.290
Camden Duzenack•	2017	.288
Jake McCarthy•	2018	.288
Ricky Martinez•	2019	.283

GAMES PLAYED YEAR G

Caleb Roberts	2022	111
Ryan Bliss	2022	110
A.J. Vukovich	2022	106
Blaze Alexander	2021	92
Tristin English	2021	83
Neyfy Castillo	2022	82
Axel Andueza	2021	79
Leodany Perez	2021	79
Adrian Del Castillo	2022	77
2 tied at		74

AT-BATS YEAR AB

Ryan Bliss	2022	426
A.J. Vukovich	2022	424
Caleb Roberts	2022	389
Blaze Alexander	2021	339
Neyfy Castillo	2022	309
Tristin English	2021	302
Adrian Del Castillo	2022	286
Axel Andueza	2021	282
Yogey Perez-Ramos•	2013	261
Luke Lowery•	2016	261

PLATE APPEARANCES YEAR PA

Ryan Bliss	2022	484
Caleb Roberts	2022	465
A.J. Vukovich	2022	448
Blaze Alexander	2021	389
Tristin English	2021	348
Neyfy Castillo	2022	344
Adrian Del Castillo	2022	324
Axel Andueza	2021	307
Yogey Perez-Ramos•	2013	296
Trevor Mitsui•	2015	294

RUNS SCORED YEAR R

Ryan Bliss	2022	68
Blaze Alexander	2021	60
Caleb Roberts	2022	57
A.J. Vukovich	2022	55
Jesus Marriaga•	2019	51
Camden Duzenack•	2017	43
Jorge Barrosa	2021	41
Tristin English	2021	40
Cam Coursey	2021	39
Eduardo Diaz	2021	39

HITS

A.J. Vukovich	2022	116
Ryan Bliss	2022	91
Caleb Roberts	2022	91
Yogey Perez-Ramos•	2013	82
Axel Andueza	2021	77
Neyfy Castillo	2022	77
Blaze Alexander	2021	74
Tristin English	2021	73
Andy Yerzy•	2018	71
Grant Heyman•	2014	70

DOUBLES

A.J. Vukovich	2022	26
Caleb Roberts	2022	24
Joey Rose•	2018	21
Ryan Bliss	2022	19
Jorge Barrosa	2021	18
Adrian Del Castillo	2022	17
Jake McCarthy•	2018	17
Blaze Alexander	2021	16
Yogey Perez-Ramos•	2013	16
Jordan Parr•	2014	16
Camden Duzenack•	2017	16
Daulton Varsho•	2017	16

TRIPLES

Yan Sanchez•	2017	6
Cam Coursey	2021	5
Elvin Soto•	2014	5
Corbin Carroll•	2019	4
Reece Hampton	2021	4
Ryan January•	2018	4
Jesus Marriaga•	2019	4
Steve Nyisztor•	2014	4
Fernery Ozuna•	2015	4
16 tied at		3

HOME RUNS

A.J. Vukovich	2022	15
Eduardo Diaz	2021	14
Andy Yerzy	2021	14
Neyfy Castillo	2022	11
Blaze Alexander	2021	10
Ryan Bliss	2022	10
Tristin English	2021	10
Trevor Mitsui•	2015	10
5 tied at		9

RBIs

A.J. Vukovich	2022	69
Caleb Roberts	2022	55
Tristin English	2021	48
Trevor Mitsui•	2015	42
Joey Rose•	2018	42
Daulton Varsho•	2017	39
Andy Yerzy	2021	39
Blaze Alexander	2021	38
Ryan Bliss	2022	37
Grant Heyman•	2014	37

YEAR

H

TOTAL BASES

A.J. Vukovich	2022	191
Caleb Roberts	2022	148
Ryan Bliss	2022	146
Neyfy Castillo	2022	127
Blaze Alexander	2021	126
Tristin English	2021	118
Andy Yerzy•	2018	108
Joey Rose•	2018	106
Trevor Mitsui•	2015	105
Yogey Perez-Ramos•	2013	104

YEAR

2B

WALKS

Caleb Roberts	2022	60
Jesus Marriaga•	2019	45
Blaze Alexander	2021	44
Ryan Bliss	2022	43
Cam Coursey	2022	42
Marcus Wilson•	2016	38
Bryan Araiza•	2017	37
Andy Yerzy•	2019	37
Nick Dalesandro	2021	34
Taylor Ratliff•	2013	34

INTENTIONAL BB

Andy Yerzy•	2018	3
Zach Esquerria•	2013	2
Elvin Soto•	2014	2
Dansby Swanson•	2015	2
Jose Caballero•	2018	2
28 tied at		1

ON-BASE PCT.

(minimum 205 plate appearances)		
Pavin Smith•	2017	.401
Yogey Perez-Ramos•	2013	.382
Andy Yerzy•	2018	.382
Cam Coursey	2022	.379
Jake McCarthy•	2018	.378
Tim Tawa	2022	.377
Jesus Marriaga•	2019	.374
Daulton Varsho•	2017	.368
Nick Dalesandro	2021	.362
Ricky Martinez•	2019	.362

SLUGGING PCT.

(minimum 205 plate appearances)		
Daulton Varsho•	2017	.534
Tristin English•	2019	.482
Andy Yerzy	2021	.478
Eduardo Diaz	2021	.463
Andy Yerzy•	2018	.452
A.J. Vukovich	2022	.451
Jake McCarthy•	2018	.442
Tim Tawa	2022	.441
Joey Rose•	2018	.438
Josh Anderson•	2016	.429

ON BASE + SLUGGING	YEAR	OPS	SACRIFICE BUNTS	YEAR	SAC	EARNED RUN AVG	YEAR	ERA
<i>(minimum 205 plate appearances)</i>			Pedro Ruiz•	2014	7	<i>(minimum 20 innings pitched)</i>		
Daulton Varsho•	2017	.902	Adam Walton•	2016	6	Taylor Clarke (21 ip)•	2015	0.00
Tristin English•	2019	.838	Taylor Ratliff•	2014	4	Kevin McCanna (33.1ip)•	2017	0.27
Andy Yerzy•	2018	.834	Ryan Gebhardt•	2013	4	Daniel Gibson (20 ip)•	2013	0.45
Andy Yerzy	2021	.828	John Leonard•	2013	4	Brody Greer (32.2 ip)•	2015	0.83
Jake McCarthy•	2018	.820	Taylor Ratliff•	2013	4	Matt Brill (20.1 ip)•	2017	0.89
Tim Tawa	2022	.818	Sergio Alcantara•	2015	4	Trevor McKenna (29ip)•	2018	0.93
Pavin Smith•	2017	.816	7 tied at		3	Zac Curtis (27 ip)•	2014	1.00
Grant Heyman•	2014	.784				Josh Green (33 ip)•	2018	1.09
Yogey Perez-Ramos•	2013	.781	HIT BY PITCH	YEAR	HBP	Dustin Loggins (38 ip)•	2014	1.18
Josh Anderson•	2016	.781	Caleb Roberts	2022	13	Jared Miller (59.2 ip)•	2015	1.81
			Mark Karaviotis•	2016	12			
STRIKEOUTS	YEAR	SO	Tristin English	2021	11	GAMES PITCHED	YEAR	G
Caleb Roberts	2022	127	Brian Billigen•	2013	10	Hugh Fisher	2022	39
Blaze Alexander	2021	126	Ryan Bliss	2022	10	Nick Snyder	2021	34
Ryan Bliss	2022	118	Josh Anderson•	2015	9	Marcos Tineo	2022	33
Neyfy Castillo	2022	115	Tra Holmes•	2017	9	Jose Alcantara	2022	29
A.J. Vukovich	2022	105	Tra Holmes•	2018	9	Kyle Backhus	2022	29
Spencer Brickhouse	2021	102	Jake McCarthy•	2018	9	Kai-Wei Lin	2021	29
Francis Martinez•	2018	88	5 tied at		8	Wesley Rodriguez	2021	28
Tristin English	2021	87				Jake Winston•	2016	28
Jesus Marriaga•	2019	85	GIDP	YEAR	DP	Dustin Loggins•	2014	27
Joey Rose•	2018	79	A.J. Vukovich	2022	12	Kyler Stout	2021	27
			Trevor Mitsui•	2015	10			
STOLEN BASES	YEAR	SB	Axel Andueza	2021	9	GAMES STARTED	YEAR	GS
A.J. Vukovich	2022	35	Andy Yerzy•	2018	9	Luke Albright	2022	26
Nick Dalesandro	2021	33	George Roberts•	2013	8	Jamison Hill	2022	21
Ryan Bliss	2022	31	Jordan Parr•	2014	8	Scott Randall	2022	21
Leodany Perez	2021	24	Luis Veras•	2016	8	Tyler Bolton•	2015	15
Taylor Ratliff•	2013	21	7 tied at		7	Ross Carver	2022	15
Jorge Barrosa	2021	20				Carlos Hernandez•	2015	15
Luke Lowery•	2016	20	●●●●●●●● PITCHING ●●●●●●●●			Tyler Mark•	2016	15
Jake McCarthy•	2018	20	WINS	YEAR	W	Cody Reed•	2015	14
Taylor Ratliff•	2014	19	Deyni Olivero•	2019	8	Tyler Keele•	2017	14
Jorge Perez•	2018	19	Jamison Hill	2022	7	Matt Tabor•	2018	14
Tra Holmes•	2018	19	Jared Miller•	2015	7			
			Anfernee Benitez•	2016	7	COMPLETE GAMES	YEAR	CG
CAUGHT STEALING	YEAR	CS	10 tied at		6	Ross Gerdeman•	2013	1
Ryan Bliss	2022	12				Austin Platt•	2013	1
Jorge Perez•	2018	11	LOSSES	YEAR	L	Kyle Schepel•	2013	1
Neyfy Castillo	2022	9	Luke Albright	2022	10	Jared Miller•	2015	1
Jake McCarthy•	2018	8	Ross Gerdeman•	2013	7	Drey Jameson	2021	1
Ricky Martinez•	2019	8	Jamison Hill	2022	7	Brandon Pfaadt	2021	1
Jorge Barrosa	2021	7	Scott Randall	2022	7	Ross Carver	2022	1
Nick Dalesandro	2021	7	Nick Snyder	2021	7			
Taylor Ratliff•	2014	7	Ben Eckels•	2013	6	SHUTOUTS	YEAR	ShO
5 tied at		6	10 tied at		5	Ross Gerdeman•	2013	1
						Kyle Schepel•	2013	1
SACRIFICE FLIES	YEAR	SF	WON/LOSS %	YEAR	PCT	Brandon Pfaadt	2022	1
Camden Duzenack•	2017	7	<i>(minimum 5 decisions)</i>					
Tristin English	2021	7	Ethan Larrison (6-1)•	2018	.857	SAVES	YEAR	SV
Gerard Hernandez•	2015	7	Kevin McCanna (5-1)•	2017	.833	Zac Curtis•	2014	14
Joey Rose•	2018	6	Junior Garcia (4-1)•	2016	.800	Josh Green•	2018	11
Cam Coursey	2021	5	Kai-Wei Lin (4-1)•	2018	.800	C. Montes De Oca	2022	9
Taylor Ratliff•	2014	5	Michel Gelabert (4-1)•	2019	.800	Yaramil Hiraldo	2021	9
Ryan Grotjohn•	2017	5	Ryne Nelson (4-1)	2021	.800	Eduardo Herrera•	2019	8
9 tied at		4	Jared Miller (7-2)•	2015	.777	Bryan Menendez•	2019	8
			Connor Grey (6-2)•	2017	.750	Erbert Gonzalez•	2017	7
			Deyni Olivero (8-3)•	2019	.727	Chester Pimentel•	2018	7
			Bo Takahashi (5-2)•	2016	.714	Joe Jones	2021	6
			Wilfry Cruz (5-2)•	2019	.714	5 tied at		5

• = occurred during short-season (2013-19)

INNINGS PITCHED	YEAR	IP	BASES ON BALLS	YEAR	BB	WALKS+HITS/INN (minimum 20 innings pitched)	YEAR	WHIP
Luke Albright	2022	123.0	Luke Albright	2022	56	Taylor Clarke (21 ip)•	2015	0.57
Scott Randall	2022	108.1	Jamison Hill	2022	46	Kevin McCanna (33.1ip)•	2017	0.66
Jamison Hill	2022	103.1	Ben Eckels•	2013	40	Tyler Holton (32.1 ip)•	2019	0.80
Ross Gerdeman•	2013	93.2	Austin Platt•	2013	40	Markus Solbach (21 ip)•	2014	0.81
Carlos Hernandez•	2015	85.1	Marcos Tineo	2022	40	J. Shuttlesworth(22.1ip)•	2013	0.85
Ben Eckels•	2013	83.2	Julio Frias	2022	36	Brody Greer (32.2 ip)•	2015	0.86
Tyler Bolton•	2015	83.1	Nick Snyder	2021	34	Tommy Eveld (29 ip)•	2016	0.86
Ross Carver	2022	81.1	Hugh Fisher	2022	32	Justin Garcia (35.2 ip)•	2019	0.87
Austin Platt•	2013	79.0	Jeferson Mejia•	2015	31	Connor Grey (46 ip)•	2017	0.87
Tyler Mark•	2016	78.1	Anfernee Benitez•	2016	31	Ryne Nelson (39.1 ip)	2021	0.89
HITS ALLOWED	YEAR	H	INTENTIONAL WALKS	YEAR	IW	●●●●●●●● FIELDING ●●●●●●●●		
Luke Albright	2022	125	Brody Greer•	2015	3	(For more fielding lists, see the		
Justin Vernia	2021	104	Kevin Ginkel•	2016	2	Fielding Records section in the back		
Scott Randall	2022	101	Ethan Larrison•	2018	2	of the book.)		
Tyler Bolton•	2015	94	Wesley Rodriguez•	2018	2			
Ross Gerdeman•	2013	88	17 tied at		1			
Jamison Hill	2022	82						
Scott Schultz•	2014	81	STRIKEOUTS	YEAR	SO	ERRORS	YEAR	E
Kenny Hernandez•	2018	81	Luke Albright	2022	130	Sergio Alcantara•	2015	22
Tyler Mark•	2016	79	Jamison Hill	2022	115	Ryan Gebhardt•	2013	18
Anfernee Benitez•	2016	75	Scott Randall	2022	104	Gonzalez, Justin•	2014	18
			Ross Carver	2022	97	Blaze Alexander	2021	18
RUNS ALLOWED	YEAR	R	Carlos Hernandez•	2015	93	A.J. Vukovich	2022	18
Luke Albright	2022	80	Marcos Tineo	2022	92	Jordan Parr•	2013	16
Justin Vernia	2021	59	Drey Jameson	2021	77	Josh Anderson•	2016	14
Jamison Hill	2022	56	Tyler Mark•	2016	75	Ryan Bliss	2022	13
Austin Platt•	2014	48	Cody Reed•	2015	72	Ramos, Eudy•	2017	12
Marcos Tineo	2022	47	Tyler Keele•	2017	72	Robertson, Nate•	2014	10
Scott Randall	2022	46	Luis Frias•	2019	72	Pedro Ruiz•	2014	10
Tyler Bolton•	2015	45				Jefferson, Manny•	2016	10
Tyler Keele•	2017	44	HIT BATTERS	YEAR	HB	Axel Andueza	2021	10
Scott Schultz•	2014	41	Ben Eckels•	2013	15			
Tyler Mark•	2016	41	Hugh Fisher	2022	15			
Hugh Fisher	2022	41	Luke Albright	2022	9			
			Bobby Ay	2022	9			
EARNED RUNS	YEAR	ER	Jose Martinez•	2013	8			
Luke Albright	2022	75	Tyler Keele•	2017	8			
Justin Vernia	2021	52	Conor Grammes	2022	8			
Jamison Hill	2022	50	5 tied at		7			
Scott Randall	2022	46						
Marcos Tineo	2022	45	BALKS	YEAR	W			
Austin Platt•	2014	38	Brody Greer•	2015	3			
Ross Gerdeman•	2013	37	Jose Santamaria	2022	3			
Tyler Bolton•	2015	36	10 tied at		2			
Tyler Keele•	2017	36						
Scott Schultz•	2014	35	WILD PITCHES	YEAR	WP			
Hugh Fisher	2022	35	Anfernee Benitez•	2016	15			
			Marcos Tineo	2022	15			
HR ALLOWED	YEAR	HR	Luke Albright	2022	13			
Luke Albright	2022	17	Jamison Hill	2022	12			
Scott Randall	2022	14	Ariel Hernandez•	2015	11			
Blake Walston	2021	12	Tyler Mark•	2016	11			
Kenny Hernandez•	2018	11	Jeferson Mejia•	2015	11			
Drey Jameson	2021	9	Julio Frias	2022	11			
Jamison Hill	2022	9	Ben Eckels•	2013	10			
Tyler Mark•	2016	8	Jeferson Mejia•	2015	10			
Mitch Aker•	2017	8	Marcos Tineo•	2019	10			
Justin Vernia	2021	8						
Ross Carver	2022	8						

• = occurred during short-season (2013-19)

Hops Career Top Tens 2013-2022

●●●●●●●●●● BATTING ●●●●●●●●●●

BATTING AVERAGE YEAR(S) AVG (minimum 205 plate appearances)

Pavin Smith	2017	.318
Yogey Perez-Ramos	2013	.314
Daulton Varsho	2017	.311
Grant Heyman	2014-15	.306
Josh Anderson	2015-16	.291
Camden Duzenack	2017	.288
Jake McCarthy	2018	.288
Tim Tawa	2022	.282
Ryan Dobson	2017-18	.280
A.J. Vukovich	2021-22	.279

GAMES PLAYED YEAR(S) G

Andy Yerzy	'18-19, '21	187
Tristin English	2019-22	175
Cam Coursey	2021-22	145
A.J. Vukovich	2021-22	136
Jorge Barrosa	2019-22	128
Taylor Ratliff	2013-14	116
Tra Holmes	'17-18, '21	115
Caleb Roberts	2022	111
Nate Robertson	2014-15	111
Ryan Bliss	2022	110

AT-BATS YEAR(S) AB

Andy Yerzy	'18-19, '21	676
Tristin English	2019-22	648
A.J. Vukovich	2021-22	545
Jorge Barrosa	2019-22	505
Cam Coursey	2021-22	454
Ryan Bliss	2022	426
Tra Holmes	'17-18, '21	409
Taylor Ratliff	2013-14	404
Caleb Roberts	2022	389
Jordan Parr	2013-14	385

PLATE APPEARANCES YEAR(S) PA

Andy Yerzy	'18-19, '21	793
Tristin English	2019-22	730
A.J. Vukovich	2021-22	572
Jorge Barrosa	2019-22	567
Cam Coursey	2021-22	541
Taylor Ratliff	2013-14	488
Ryan Bliss	2022	484
Tra Holmes	'17-18, '21	470
Caleb Roberts	2022	465
Jordan Parr	2013-14	439

RUNS SCORED YEAR(S) R

Tristin English	2019-22	95
Andy Yerzy	'18-19, '21	89
Tra Holmes	'17-18, '21	76
Jorge Barrosa	2019-22	71
Cam Coursey	2021-22	70
Ryan Bliss	2022	68
Taylor Ratliff	2013-14	68
A.J. Vukovich	2021-22	68
Blaze Alexander	2021	60
Caleb Roberts	2022	57

HITS

Tristin English	2019-22	169
Andy Yerzy	'18-19, '21	169
A.J. Vukovich	2021-22	152
Jorge Barrosa	2019-22	130
Cam Coursey	2021-22	115
Josh Anderson	2015-16	106
Tra Holmes	'17-18, '21	96
Jordan Parr	2013-14	96
Luis Veras	2015-16	96
Ryan Bliss	2022	91
Grant Heyman	2014-15	91
Caleb Roberts	2022	91

DOUBLES

Jorge Barrosa	2019-22	33
Tristin English	2019-22	33
Andy Yerzy	'18-19, '21	31
A.J. Vukovich	2021-22	30
Jordan Parr	2013-14	24
Caleb Roberts	2022	24
Luis Veras	2015-16	24
Cam Coursey	2021-22	22
Joey Rose	2018	21
Josh Anderson	2015-16	19
Ryan Bliss	2022	19
Elvin Soto	2013-14	19

TRIPLES

Corbin Carroll	2019, '21	6
Cam Coursey	2021-22	6
Elvin Soto	2013-14	6
Yan Sanchez	2017	6
Jorge Barrosa	2019, '21	5
9 tied at		4

HOME RUNS

Andy Yerzy	'18-19, '21	28
Tristin English	2019-22	23
A.J. Vukovich	2021-22	18
Eduardo Diaz	2021	14
Spencer Brickhouse	2021-22	13
Neyfy Castillo	2022	11
Blaze Alexander	2021	10
Ryan Bliss	2022	10
Dom Canzone	2019, '21	10
Zach Esquerria	2013-14	10
Trevor Mitsui	2015	10

RBIs

Andy Yerzy	'18-19, '21	107
Tristin English	2019-22	98
A.J. Vukovich	2021-22	89
Caleb Roberts	2022	55
Cam Coursey	2021-22	54
Jorge Barrosa	2019-22	53
George Roberts	2013-14	52
Zach Esquerria	2013-14	48
Josh Anderson	2015-16	48
Tra Holmes	'17-18, '21	45
Grant Heyman	2014-15	45

YEAR(S)

H

TOTAL BASES

Andy Yerzy	'18-19, '21	286
Tristin English	2019-22	277
A.J. Vukovich	2021-22	244
Jorge Barrosa	2019-22	191
Cam Coursey	2021-22	158
Jordan Parr	2013-14	148
Caleb Roberts	2022	148
Josh Anderson	2015-16	146
Ryan Bliss	2022	146
Tra Holmes	2019, '21	141

WALKS

Andy Yerzy	'18-19, '21	96
Cam Coursey	2021-22	73
Taylor Ratliff	2013-14	65
Caleb Roberts	2022	60
Tristin English	2019-22	50
Nick Dalesandro	2019, '21	48
Jorge Barrosa	2019-22	45
Jesus Marriaga	2019	45
Blaze Alexander	2021	44
Ryan January	2018-19	44

INTENTIONAL BB

Andy Yerzy	2018-19	4
Elvin Soto	2013-14	2
Zach Esquerria	2013-14	2
Dansby Swanson	2015	2
Jose Caballero	2018	2
27 tied at		1

ON-BASE PCT.

(minimum 205 plate appearances)

Pavin Smith	2017	.401
Yogey Perez-Ramos	2013	.382
Ryan Dobson	2017-18	.379
Jake McCarthy	2018	.378
Tim Tawa	2022	.377
Jesus Marriaga	2019	.374
Daulton Varsho	2017	.368
Cam Coursey	2021-22	.359
Nick Dalesandro	2019, '21	.356
Andy Yerzy	'18-19, '21	.354

SLUGGING PCT.

(minimum 205 plate appearances)

Daulton Varsho	2017	.534
Dom Canzone	2019, '21	.463
Eduardo Diaz	2021	.463
A.J. Vukovich	2021-22	.448
Jake McCarthy	2018	.442
Tim Tawa	2022	.441
Joey Rose	2016, '18	.434
Zach Esquerria	2013-14	.429
Tristin English	2019-22	.427
Andy Yerzy	'18-19, '21	.423

ON BASE + SLUGGING	YEAR(S)	OPS	HIT BY PITCH	YEAR(S)	HBP	EARNED RUN AVG	YEAR(S)	ERA
<i>(minimum 205 plate appearances)</i>						<i>(minimum 40 innings pitched)</i>		
Daulton Varsho	2017	.902	Tristin English	2019-22	22	Trevor McKenna (41ip)	2018-19	1.79
Jake McCarthy	2018	.820	Tra Holmes	'17-18, '21	19	Liu Fuenmayor (45.2ip)	2019-22	1.97
Tim Tawa	2022	.818	Andy Yerzy	'18-19, '21	16	Luis Frias (86.1ip)	2018-21	2.19
Pavin Smith	2017	.816	Josh Anderson	2015-16	15	Deyni Olivero (64.2 ip)	2019,'22	2.20
Dom Canzone	2019, '21	.786	Jorge Barrosa	2019-22	14	Connor Grey (55.2 ip)	2016-17	2.28
Yogey Perez-Ramos	2013	.781	Caleb Roberts	2022	13	Jared Miller (90.1 ip)	2014-15,'19	2.30
Andy Yerzy	'18-19, '21	.777	Mark Karaviotis	2016	12	Ryan Doran (84 ip)	2013-14	2.46
Camden Duzenack	2017	.763	Ricky Martinez	2019, '21	11	Brandon Pfaadt (58ip)	2021	2.48
Tristin English	2019-22	.758	Brian Billigen	2013	10	Bo Takahashi (50.1 ip)	2016	2.50
A.J. Vukovich	2021-22	.757	Ryan Bliss	2022	10	C. Hernandez (91ip)	2015, '17-18	2.57
STRIKEOUTS	YEAR(S)	SO	GIDP	YEAR(S)	DP	GAMES PITCHED	YEAR(S)	G
Andy Yerzy	'18-19, '21	196	Andy Yerzy	'18-19, '21	18	Wesley Rodriguez	2016, '18, '21	53
Tristin English	2019-22	150	A.J. Vukovich	2021-22	16	Marcos Tineo	2019-22	52
Tra Holmes	'17-18, '21	145	Jordan Parr	2013-14	15	Kai-Wei Lin	2018, '21	51
Spencer Brickhouse	2021-22	136	Tristin English	2019-22	14	Nick Snyder	2019, '21	43
A.J. Vukovich	2021-22	133	Luis Veras	2015-16	12	Hugh Fisher	2022	39
Caleb Roberts	2022	127	Josh Anderson	2015-16	11	Kevin Ginkel	2016-17	38
Blaze Alexander	2021	126	Trevor Mitsui	2015	10	Justin Garcia	2018-19	36
Ryan Bliss	2022	118	George Roberts	2013-14	9	Bobby Ay	2021-22	35
Neyfy Castillo	2022	115	Axel Andueza	2021	9	Kenny Hernandez	2018,'21-22	35
Taylor Ratliff	2013-14	108	9 tied at		7	Yaramil Hiraldo	2019, '21	35
STOLEN BASES	YEAR(S)	SB	●●●●●●●● PITCHING ●●●●●●●●					
Tra Holmes	'17-18, '21	41	WINS	YEAR(S)	W	GAMES STARTED	YEAR(S)	GS
A.J. Vukovich	2021-22	41	Kenny Hernandez	2018,'21-22	11	Luke Albright	2022	26
Taylor Ratliff	2013-14	40	Jeferson Mejia	2015-17	10	Ben Eckels	2013-14	23
Nick Dalesandro	2019, '21	35	Marcos Tineo	2019-22	10	Tyler Mark	2015-16	23
Jorge Barrosa	2019-22	32	Ben Eckels	2013-14	9	Marcos Tineo	2019-22	22
Ryan Bliss	2022	31	Deyni Olivero	2019, '22	8	Jamison Hill	2022	21
Jordan Parr	2013-14	27	Jared Miller	2014-15, '19	8	Scott Randall	2022	21
Ricky Martinez	2019, '21	25	Anfernee Benitez	2016	7	Drey Jameson	2019, '21	20
Jorge Perez	2017-18	25	Jamison Hill	2022	7	Kenny Hernandez	2018,'21-22	19
Leodany Perez	2021-22	25	Tyler Mark	2015-16	7	Luis Frias	'18-19, '21	19
CAUGHT STEALING	YEAR(S)	CS	Austin Platt	2013-14	7	Austin Platt	2013-14	18
Tra Holmes	'17-18, '21	14	Cody Reed	2015, '19	7	Blake Walston	2019-22	18
Jorge Barrosa	2019-22	12	LOSSES	YEAR(S)	L	COMPLETE GAMES	YEAR(S)	CG
Ryan Bliss	2022	12	Luke Albright	2022	10	Ross Gerdeman	2013	1
Jorge Perez	2017-18	12	Marcos Tineo	2019-22	10	Austin Platt	2013	1
Taylor Ratliff	2013-14	10	Kenny Hernandez	2018, '21	8	Kyle Schepel	2013	1
Cam Coursey	2021-22	10	Ben Eckels	2013-14	7	Jared Miller	2015	1
Neyfy Castillo	2022	9	Luis Frias	2018-21	7	Brandon Pfaadt	2021	1
Ryan Dobson	2017-18	9	Ross Gerdeman	2013	7	Drey Jameson	2021	1
Ricky Martinez	2019, '21	9	Jamison Hill	2022	7	Ross Carver	2022	1
Jake McCarthy	2018	8	Tyler Mark	2015-16	7	SHUTOUTS	YEAR(S)	ShO
SACRIFICE FLIES	YEAR(S)	SF	Scott Randall	2022	7	Ross Gerdeman	2013	1
Tristin English	2019-22	10	Nick Snyder	2019, '21	7	Kyle Schepel	2013	1
Cam Coursey	2021-22	8	WON/LOSS %	YEAR(S)	PCT	Brandon Pfaadt	2021	1
Gerard Hernandez	2015	7	<i>(minimum 6 decisions)</i>			SAVES	YEAR(S)	SV
Camden Duzenack	2017	7	Junior Garcia (6-1)	2016-17	.857	Zac Curtis	2014	14
Joey Rose	2018	6	Ethan Larrison (6-1)	2018-19	.857	Josh Green	2018	11
6 tied at		5	Kai-Wei Lin (6-1)	2018, '21	.857	Yaramil Hiraldo	2019, '21	9
SACRIFICE BUNTS	YEAR(S)	SAC	Kevin McCanna (5-1)	2017	.833	C. Montes De Oca	2022	9
Taylor Ratliff	2013-14	8	Connor Grey (6-2)	2016-17	.750	Eduardo Herrera	2019	8
Pedro Ruiz	2014	7	Jared Miller (8-3)	2014-15,'19	.727	Bryan Menendez	2019	8
Adam Walton	2016	6	Bo Takahashi (5-2)	2016	.714	Erbert Gonzalez	2017	7
Ryan Dobson	2017-18	5	Wilfry Cruz (5-2)	2019	.714	Chester Pimentel	2018	7
Elvin Soto	2013-14	5	8 tied at		.667	Joe Jones	2021	6
6 tied at		4				Nick Snyder	2019, '21	6


INNINGS PITCHED	YEAR(S)	IP	BASES ON BALLS	YEAR(S)	BB	WALKS+HITS/INN	YEAR(S)	WHIP
Marcos Tineo	2019-22	162.0	Austin Platt	2013-14	67	(minimum 40 innings pitched)		
Kenny Hernandez	2018-22	159.2	Marcos Tineo	2019-22	67	Connor Grey (55.2 ip)	2016-17	0.83
Austin Platt	2013-14	131.2	Jeferson Mejia	2015-17	60	Liu Fuenmayor (45.2)	2019-22	0.90
Ben Eckels	2013-14	131.0	Luke Albright	2022	56	Brandon Pfaadt (58 ip)	2021	0.91
Luke Albright	2022	123.0	Ben Eckels	2013-14	54	Justin Garcia (51.2 ip)	2018-19	0.98
Tyler Mark	2015-16	114.1	Julio Frias	2021-22	52	Jared Miller (90.1 ip)	2014-15,'19	1.00
Scott Randall	2022	108.1	Bobby Ay	2021-22	48	Ross Carver (81.1ip)	2022	1.01
Jamison Hill	2022	103.1	Jamison Hill	2022	46	Deyni Olivero (64.2 ip)	2019,'22	1.02
Ross Gerdeman	2013	93.2	Jose Martinez	2013,'15-17	45	Ryne Nelson (58 ip)	2019,'21	1.03
Jeferson Mejia	2015-17	91.1	Nick Snyder	2019,'21	43	C. Hernandez (91 ip)	2015,'17-18	1.08
						Riley Smith (79.1)	2016-17	1.09
						Adrian Del Moral (45ip)	2018-19	1.09
HITS ALLOWED	YEAR(S)	H	INTENTIONAL WALKS	YEAR(S)	IW	●●●●●●●● FIELDING ●●●●●●●●		
Kenny Hernandez	'18,'21-22	153	Brody Greer	2015	3	(For more fielding lists, see the Fielding Records section)		
Marcos Tineo	2019-22	147	Kevin Ginkel	2016-17	3			
Austin Platt	2013-14	130	Wesley Rodriguez	2016,'18	2			
Luke Albright	2022	125	Ethan Larrison	2018-19	2			
Tyler Mark	2015-16	122	16 tied at		1			
Justin Vernia	2021	104						
Ben Eckels	2013-14	103	STRIKEOUTS	YEAR(S)	SO	ERRORS	YEAR(S)	E
Scott Randall	2022	101	Marcos Tineo	2019-22	179	Sergio Alcantara	2015-16	26
Tyler Bolton	2015	94	Kenny Hernandez	'18,'21-22	147	A.J. Vukovich	2021-22	22
Ryan Doran	2013-14	92	Luke Albright	2022	130	Josh Anderson	2015-16	20
			Ben Eckels	2013-14	117	Jordan Parr	2013-14	19
			Jamison Hill	2022	115	Blaze Alexander	2021	18
			Luis Frias	'18-19,'21	114	Ryan Gebhardt	2013	18
			Scott Randall	2022	104	Justin Gonzalez	2014	18
			Carlos Hernandez	'15,'17-18	101	Robertson, Nate	2014	16
			Tyler Mark	2015-16	99	Axel Andueza	2021-22	14
			Ross Carver	2022	97	Tristin English	2019,'21	14
			Jeferson Mejia	2015-17	97			
RUNS ALLOWED	YEAR(S)	R	HIT BATTERS	YEAR(S)	HB			
Austin Platt	2013-14	88	Ben Eckels	2013-14	19			
Marcos Tineo	2019-22	82	Hugh Fisher	2022	15			
Luke Albright	2022	80	Jose Martinez	2013,'15-17	14			
Kenny Hernandez	2018,'21-22	74	Austin Platt	2013-14	11			
Tyler Mark	2015-16	64	Conor Grammes	2019-22	11			
Jeferson Mejia	2015-17	63	Julio Frias	2021-22	10			
Justin Vernia	2021	59	Luke Albright	2022	9			
Jamison Hill	2022	56	Bobby Ay	2021-22	9			
Ben Eckels	2013-14	49	Jeferson Mejia	2015-17	9			
Conor Grammes	2019-22	48	Tyler Keele	2017	8			
			Wesley Rodriguez	'16,'18,'21	8			
EARNED RUNS	YEAR(S)	ER	BALKS	YEAR(S)	W			
Luke Albright	2022	75	Brody Greer	2015	3			
Marcos Tineo	2019-22	72	Jose Santamaria	2021-22	3			
Kenny Hernandez	2018,'21-22	67	Marcos Tineo	2019-22	3			
Austin Platt	2013-14	61	11 tied at		2			
Tyler Mark	2015-16	55						
Justin Vernia	2021	52						
Jeferson Mejia	2015-17	51						
Jamison Hill	2022	50						
Scott Randall	2022	46						
Conor Grammes	2019-22	45						
HR ALLOWED	YEAR(S)	HR	WILD PITCHES	YEAR(S)	WP			
Kenny Hernandez	2018,'21-22	20	Marcos Tineo	2019-22	32			
Luke Albright	2022	17	Jeferson Mejia	2015-17	21			
Scott Randall	2022	14	Tyler Mark	2015-16	17			
Tyler Mark	2015-16	12	Austin Platt	2013-14	16			
Blake Walston	2019,'21	12	Anfernee Benitez	2016-17	16			
Marcos Tineo	2019-22	10	Julio Frias	2021-22	15			
Austin Platt	2013-14	10	Luke Albright	2022	13			
Drey Jameson	2019,'21	10	Ben Eckels	2013-14	13			
Jamison Hill	2022	9	Conor Grammes	2019-22	13			
4 tied at		8	Jose Martinez	2013,'15-17	13			
			Kai-Wei Lin	2018,'21	13			

Hillsboro Hops All-Time Register (2013-2022)

Managers



Audo Vicente
2013



J.R. House
2014



Shelley Duncan
2015-16



Shawn Roof
2017-18



Javier Colina
2019



Vince Harrison
2021-22

Pitching Coaches



Doug Drabek
2013-15



Mike "Bird" Parrott
2016-18



Barry Enright
2019



Shane Loux
2021



Jeff Bajenaru
2022

Hitting Coaches



J.R. House
2013




Mark Grace
2014



Javier Colina
2015



Jose Amado
2016



Franklin Stubbs
2017, 2019



Micah Franklin
2018



K.C. Judge
2021-22


Additional Coaches



Ben Petrick
2013-2019



Jorge Cortes
2017



Jaime Del Valle
2018



Chuy Mendoza
2019




Juan Francia
2021



Ronald Ramirez
2022

Trainers & Strength Coaches




Kevin McCarthy
Trainer • 2013



David Lasnier
Strength Coach • 2013




Chad Moeller
Trainer • 2014




Sean Light
Strength Coach • 2014



Ryne Eubanks
Trainer • 2015



David Harrigan
Strength Coach • 2015



Eddie Nungesser
Trainer • 2016




Jeremy Fradin
Strength Coach • 2016



Kelly Boyce
Trainer • 2017



Scott Shipman
Strength Coach • 2017




Michael Powell
Trainer • 2018



Derek Clovis
Strength • 2018-19



Damon Reel
Trainer • 2019, '21



Nathan Friedman
Strength Coach • 2021



Jake Waldron
Trainer • 2022



Adam Brewer
Trainer • 2022




David Robertson
Strength Coach • 2022

Hillsboro Hops All-Time Player Register (2013-2022)



Mitch Aker
RHP • 2017 • 8g



Luke Albright
RHP • 2022 • 26g



Jose Alcantara
RHP • 2022 • 29g



Sergio Alcantara
SS/2B • 2015-16 • 86g



Blaze Alexander
SS • 2021 • 92g



Zach Almond
1B • '18 • playoffs only



Jose Almonte
RHP • 2019 • 4g



Josh Anderson
1B/3B • 2015-16 • 98g



Kyle Anderson
LHP • 2014 • 12g



Axel Andueza
C/1B • 2021-22 • 91g



Bryan Araiza
OF • 2017 • 62g



Taylor Ard
3B/1B • 2014 • 10g



Joey Armstrong
OF • 2015 • 13g



Mailon Arroyo
RHP • 2019, '21 • 32g



Bobby Ay
RHP • 2021-22 • 35g



Kyle Backhus
LHP • 2021-22 • 31g



Tyler Badamo
RHP • 2017 • 6g




Nick Baker
RHP • 2014 • 16g



Tyler Baker
C • 2014 • 23g



Erin Baldwin
RHP • 2019 • 17g



Zach Barnes
RHP • 2022 • 1g




Jorge Barrosa
OF • 2019-22 • 128g



Cal Becker
RHP • 2017 • 13g



Kirby Bellow
LHP • 2015-16 • 14g



Anfernee Benitez
LHP • 2016-17 • 24g



Palmer Betts
RHP • 2016 • 10g



Justin Bianco
OF • 2013 • 3g



Brian Billigen
OF • 2013 • 56g



Nick Blackburn
RHP • 2016 • 3g



Aaron Blair
RHP • 2013 • 8g



Ryan Bliss
SS/2B • 2022 • 110g



Tyler Bolton
RHP • 2015 • 16g



J.R. Bradley
RHP • 2013 • 15g



Spencer Brickhouse
1B • 2021-22 • 88g



Matt Brill
RHP • 2017 • 18g



Max Brown
RF • 2016 • 5g



Ryan Burr
RHP • 2015 • 13g



D.J. Burt
2B/RF • 2021 • 3g



Alex Byo
RHP • 2013-14 • 15g



Jose Caballero
INF • 2018 • 37g



Yoimer Camacho
RHP • 2013 • 14g



Dom Canzone
OF/1B • 2019, '21 • 65g

= Advanced from Hillsboro Hops to the major leagues

Hillsboro Hops All-Time Player Register (2013-2022)



Cesar Carrasco
3B/1B • 2013-14 • 33g



Alexander Carreras
LHP • 2013 • 6g



Corbin Carroll
CF • 2019, '21 • 18g



Ross Carver
RHP • 2022 • 15g



Luis Castillo
RHP • 2017-18 • 29g



Neyfy Castillo
OF • 2022 • 82g



William Castillo
2B • 2013 • 21g



Slade Cecconi
RHP • 2021 • 12g



Mike Cetta
RHP • 2014-15 • 24g




Denver Chavez
2B • 2013 • 8g



S.P. Chen
3B/SS/2B • 2022 • 9g



Justin Chigbogu
1B • 2016 • 56g




Brian Christian
RHP • 2018 • 13g



Cody Clark
RHP • 2017 • 2g



Taylor Clarke
RHP • 2015 • 13g



Nic Coffman
3B • 2015-16 • 12g



Terence Connelly
DH • 2018 • 1g



Cam Coursey
UT • 2021-22 • 145g



Galli Cribbs Jr.
UT • 2014-15 • 77g



Kevin Cron
1B/3B • 2014 • 31g



Wilfry Cruz
RHP • 2019 • 12g



Jose Cuas
RHP • 2019 • 7g




Dairon Cuevas
2B • 2022 • 2g



Jose Curpa
2B/RF • 2021-22 • 37g



Zac Curtis
LHP • 2014 • 24g



Nick Dalesandro
C/OF • 2019, '21 • 96g



Josh Day
SS • 2022 • 4g



Paxton De La Garza
INF • 2016-17 • 18g



Deyvison De Los Santos
3B/1B • 2022 • 38g



Adrian Del Castillo
C • 2022 • 77g



Adrian Del Moral
RHP • 2018-19 • 11g



Randall Delgado
RHP • '17 • playoffs only




Ben DeLuzio
OF • 2016 • 30g



Stephen Dezzi
OF/1B • 2015-16 • 50g



Eduardo Diaz
OF • 2021 • 56g



Yilber Diaz
RHP • 2022 • 8g



Ryan Dobson
UT • 2017-18 • 52g




Justin Donatella
RHP • 2015 • 3g



Joe Donino
RHP • 2015 • 5g



Ryan Doran
RHP • 2013-14 • 13g



Jon Duplantier
RHP • 2016 • 1g



Jhoan Duran
RHP • 2017 • 11g



= Advanced from Hillsboro Hops to the major leagues

Hillsboro Hops All-Time Player Register (2013-2022)



Max Duval
RHP • 2016 • 2g



Camden Duzenack
SS/2B • 2017 • 58g



Ben Eckels
RHP • 2013-14 • 25g



Ethan Elias
RHP • 2016 • 3g



Brian Ellington
RHP • 2018 • 1g



Drew Ellis
3B • 2017 • 48g



Billy Endris
OF • 2016-17 • 27g



Tristin English
IF/OF • 2019-22 • 175g



Roby Enriquez
OF • 2022 • 15g



Zach Esquerria
OF • 2013-14 • 72g



Tommy Eveld
RHP • 2016 • 24g



Hugh Fisher
LHP • 2022 • 39g



Raymel Flores
2B/SS • 2015 • 5g



Blake Forslund
RHP • 2013 • 11g



Harrison Francis
RHP • 2018 • 5g



Mike Freeman
2B/SS/CF • 2015 • 3g



Julio Frias
LHP • 2021-22 • 34g



Luis Frias
RHP • '18-19, '21 • 19g



Liu Fuenmayor
LHP • 2019-22 • 32g



Cameron Gann
RHP • 2015 • 18g



Junior Garcia
LHP • 2016-17 • 15g



Justin Garcia
RHP • 2018-19 • 36g



Yorman Garcia
OF • 2014 • 20g



David Garza Jr.
UT • 2018-19 • 35g



Ryan Gebhardt
SS • 2013 • 69g



Michel Gelabert
LHP • 2019 • 9g



Ross Gerdeman
RHP • 2013 • 15g



Cody Geyer
RHP • 2014 • 26g



Daniel Gibson
LHP • 2013 • 14g



Joe Gillette
1B/OF/3B • 2019 • 27g



Kevin Ginkel
RHP • 2016-17 • 38g



Todd Glaesmann
OF • 2014 • 14g



Jackson Goddard
RHP • 2018, '22 • 33g



Ebert Gonzalez
RHP • 2017 • 19g



Justin Gonzalez
SS/3B • 2014 • 40g



Will Gorman
OF • 2018 • 28g



Alex Gouin
RHP • 2016 • 1g



Conor Grammes
RHP • 2019-22 • 29g



Nick Grande
2B/SS • 2019 • 31g



Josh Green
RHP • 2018 • 25g



Elijah Greene
OF • 2021 • 12g



Brody Greer
RHP • 2015 • 24g

(R) = Already a major leaguer before playing for the Hops on Injury Rehab or for other reason

Hillsboro Hops All-Time Player Register (2013-2022)



Connor Grey
RHP • 2016-17 • 14g



Anfernee Grier
CF • 2016 • 20g




Ryan Grotjohn
INF • 2017 • 38g



Yosbel Gutierrez
C • 2013 • 34g




Reece Hampton
OF • 2021 • 44g




Hunter Haworth
RHP • 2021 • 7g



Jason Heinrich
LF • 2016 • 1g



Tommy Henry
LHP • 2019 • 3g



Lucas Herbert
C • 2019 • 5g



Alexander Hernandez
3B/2B • 2021 • 10g



Ariel Hernandez
RHP • 2015 • 22g



Carlos Hernandez
RHP • '15, '17, '18 • 18g



Eddie Hernandez
INF • 2019 • 25g



Gerard Hernandez
OF • 2015 • 49g



Kenny Hernandez
LHP • '18, '21-22 • 35g



Ramon Hernandez
3B/1B • 2016 • 22g



Eduardo Herrera
RHP • 2019 • 19g



Jose Herrera
C • 2018 • 6g




Grant Heyman
OF • 2014-15 • 76g



Jamison Hill
RHP • 2022 • 21g



Yaramil Hiraldo
RHP • 2019, '21 • 35g



Zach Hoffpauir
OF • 2015, '18 • 23g



Tra Holmes
OF • '17-18, '21 • 115g



Tyler Holton
LHP • 2019 • 9g



Wei-Chieh Huang
RHP • 2016 • 9g



Denson Hull
RHP • 2021 • 19g



Stewart Ijames
OF • 2014 • 2g



Nate Irving
C • 2014-15 • 32g



Dean Jackson
RHP • 2016 • 1g



Drey Jameson
RHP • 2019, '21 • 21g



Ryan January
C/OF • 2018-19 • 72g



Bryce Jarvis
RHP • 2021 • 7g



Manny Jefferson
2B/SS • 2016 • 59g



Brent Jones
RHP • 2014-15 • 7g



Joe Jones
RHP • 2021 • 13g



Tyler Jones
RHP • 2021 • 8g




Zack Jones
C • 2018 • 13g



Jose Jose
LHP • 2013 • 6g



Mark Karaviotis
INF • 2016 • 41g



Tyler Keele
RHP • 2017 • 15g



Brad Keller
RHP • 2014 • 1g



Carson Kelly
C • 2021 • 3g



= Advanced from Hillsboro Hops to the major leagues

Hillsboro Hops All-Time Player Register (2013-2022)



Buddy Kennedy
INF • 2018,'21 • 30g



Alex King
SS/1B • 2018 • 9g



Ryan Kinsella
1B • 2013 • 30g



Matt Koch
RHP • 2017 • 2g



Kevin Lachance
2B/SS • 2019 • 12g



Will Landsheft
RHP • 2015 • 23g



Luis Lara
INF • 2017 • 24g



Ethan Larrison
RHP • 2018-19 • 23g



Dillon Larsen
LHP • 2022 • 22g



Jordan Lawlar
SS • 2022 • 30g



Mack Lemieux
LHP • 2016 • 7g




John Leonard
2B/SS • 2013 • 33g



Justin Lewis
RHP • 2021 • 9g



Sam Lewis
RHP • 2019 • 4g



Domingo Leyba
SS • 2017 • 6g



Steven Leyton
SS/2B • 2019 • 41g



Kai-Wei Lin
RHP • 2018,'21 • 51g



Lyle Lin
C • 2019, '22 • 68g



Ty Linton
OF • 2013 • 22g



Will Locante
LHP • 2013 • 21g



Gavin Logan
C/1B • 2022 • 11g



Dustin Loggins
RHP • 2014 • 27g



B.J. Lopez
C • 2015 • 11g



Luke Lowery
C/1B/OF • '16-'17 • 74g



Keshawn Lynch
INF • 2018 • 61g



Quinnton Mack
LF • 2015 • 6g



Luis Madero
RHP • 2017 • 4g



Ramses Malave
C • 2022 • 47g



Brennan Malone
RHP • 2019 • 1g



Tyler Mark
RHP • 2015-16 • 24g



Troy Marks
RHP • 2015 • 13g



Jesus Marriaga
OF • 2019 • 66g



Francis Martinez
1B • 2016, '18 • 67g



Jose Martinez
RHP • '13,'15-'17 • 22g



Justin Martinez
RHP • 2022 • 13g



Ricky Martinez
INF • 2019,'21 • 93g



Austin Mason
RHP • 2016 • 1g



Wagner Mateo
1B • 2013 • 9g




Gary Mattis Jr.
LF • 2022 • 16g



Jake Mayers
1B/3B • 2014 • 32g



Kevin McCanna
RHP • 2017 • 6g



Jake McCarthy
OF • 2018 • 55g

(R) = Already a major leaguer before playing for the Hops on Injury Rehab or for other reason

Hillsboro Hops All-Time Player Register (2013-2022)



Mason McCullough
RHP • 2014,'18 • 15g



Randy McCurry
3B/2B/LF • 2013 • 55g



Dane McFarland
CF • 2015 • 17g



Trevor McKenna
LHP • 2018-19 • 33g



Jayson McKinley
RHP • 2018 • 2g



Josh McMinn
RHP • 2021 • 9g



Matt McPhearson
LF • 2016 • 7g



Jefferson Mejia
RHP • 2015-17 • 31g




Bryan Menendez
RHP • 2019 • 19g



Matt Mercer
RHP • 2018 • 12g



Junior Mieses
RHP • 2022 • 11g



Jared Miller
LHP • '14-15,'19 • 20g



Ryan Miller
RHP • 2018 • 12g



Elian Miranda
1B/RF • 2021-22 • 39g



Trevor Mitsui
1B • 2015 • 69g



Christian Montes De Oca
RHP • 2022 • 24g



Jason Morozowski
OF • 2016 • 38g



Travis Moths
RHP • 2018 • 4g



Shane Muntz
1B/C • 2022 • 21g



Zach Nehrir
OF • 2015 • 40g



Grant Nelson
C • 2013 • 13g



Ryne Nelson
RHP • 2019,'21 • 18g



Dallas Newton
RHP • 2016 • 4g



Steve Nyisztor
2B/RF/SS • 2014 • 44g



Chad Oberacker
OF • 2016 • 6g




Cristofer Ogando
RHP • 2018 • 8g



Gerald Ogando
RHP • 2021-22 • 27g



Deyni Olivero
RHP • 2019,'22 • 18g



Alexis Olmeda
C/1B/3B • 2015-16 • 93g



Danny Oriente
OF • 2021-22 • 68g



Channy Ortiz
UT • 2022 • 66g



Henry Owens
LHP • 2018 • 1g



Connor Owings
OF/2B • 2016-17 • 51g



Fernery Ozuna
INF • 2015 • 52g



Daniel Palka
1B • 2013 • 12g



Lawrence Pardo
LHP • 2015 • 11g




Jordan Parr
UT • 2013-14 • 108g



Josh Parr
2B/SS • 2013 • 19g



Wilder Patino
CF • 2022 • 19g



Chad Patrick
RHP • 2022 • 6g



Matt Peacock
RHP • 2017 • 22g



John Pedrotty
LHP • 2014 • 7g

Hillsboro Hops All-Time Player Register (2013-2022)



Jake Peevyhouse
CF • 2015 • 5g



Liover Peguero
SS • 2019 • 22g



Elvis Peralta
2B/LF • 2022 • 3g




Geraldo Perdomo
SS • 2018 • 30g




Felipe Perez
RHP • 2014 • 4g



Jorge Perez
OF • 2017-18 • 89g



Julio Perez
RHP • 2016 • 3g



Leodany Perez
OF/2B • 2021-22 • 85g



Yogey Perez-Ramos
OF • 2013 • 67g



Brandon Pfaadt
RHP • 2021 • 9g



Chester Pimentel
RHP • 2018 • 15g



Anderson Placido
LHP • 2014 • 3g



Austin Platt
RHP • 2013-14 • 28g



Matt Pobereyko
RHP • 2016 • 5g



Colin Poche
LHP • 2016 • 21g



Jake Polancic
RHP • 2018-19 • 22g



Austin Pope
RHP • 2021-22 • 19g




Rafael Pujols
RHP • 2017-18 • 13g



Jonathan Pulley
RHP • 2013 • 7g



Jose Queliz
C • 2015-16 • 34g



Matt Railey
OF • 2016 • 9g



Luis Ramirez
RHP • 2014 • 13g



Nestor Ramirez
RHP • 2017 • 1g



Eudy Ramos
3B/1B • 2017 • 40g



Scott Randall
RHP • 2022 • 21g



Lane Ratliff
LHP • 2018 • 1g



Taylor Ratliff
CF • 2013-14 • 116g



Cody Reed
LHP • 2015, '19 • 19g



Ryan Ricci
RHP • 2018 • 5g



Jake Rice
LHP • 2021-22 • 12g



Joe Robbins
3B • 2019 • 3g



Jacen Roberson
OF • 2022 • 18g



Caleb Roberts
C/1B/OF • 2022 • 111g



George Roberts
1B/3B • 2013-14 • 78g



Jake Roberts
RHP • 2014 • 4g



Nate Robertson
INF • 2014-15 • 111g



Bennie Robinson
1B • 2014 • 23g



Kristian Robinson
OF • 2019 • 44g



Wesley Rodriguez
RHP • '16, '18, '21 • 53g



Pierce Romero
RHP • 2017 • 8g



Joey Rose
3B • 2016, '18 • 63g



Pedro Ruiz
INF • 2014 • 62g

(R) = Already a major leaguer before playing for the Hops on Injury Rehab or for other reason

Hillsboro Hops All-Time Player Register (2013-2022)



Roman Ruiz
INF • 2021 • 25g



Andrew Saalfrank
LHP • 2019,'22 • 32g



Yan Sanchez
UT/P • 2017,'19 • 46g



Jose Santamaria
RHP • 2021-22 • 23g



Yeison Santana
RHP • 2017-18 • 20g



Dan Savas
RHP • 2014 • 21g



Kyle Schepel
RHP • 2013 • 4g



Scott Schultz
RHP • 2014 • 14g



Troy Scribner
RHP • 2018 • 1g



Fox Semones
UT • 2022 • 32g



Brian Shaffer
RHP • 2017 • 11g



Brett Shankin
RHP • 2015 • 3g



Zack Shannon
1B • '18 • playoffs only



Jimmie Sherfy
RHP • 2013 • 9g



Braden Shipley
RHP • 2013 • 8g



Avery Short
LHP • 2019,'22 • 11g



Johnny Shuttlesworth
RHP • 2013 • 18g



Luis Silverio
OF • 2016 • 7g



Kevin Simmons
RHP • 2015 • 22g



Trevor Simms
RHP • 2016 • 10g



Ronny Simon
SS/2B • 2021 • 20g



Jeff Smith
UT • 2015-16 • 19g



Kyle Smith
1B • 2017 • 11g



Myles Smith
RHP • 2015 • 6g



Patrick Smith
RHP • 2013 • 20g



Pavin Smith
1B • 2017 • 51g



Riley Smith
RHP • 2016-17 • 33g



Stephen Smith
OF • 2016-17 • 53g



Nick Snyder
LHP • 2019,'21 • 43g



Markus Solbach
RHP • 2014 • 4g



Franklyn Soriano
LHP • 2018-19 • 15g



Listher Sosa
RHP • 2022 • 2g



Elvin Soto
C • 2013-14 • 96g



Cole Stapler
RHP • 2018 • 1g



Chase Stevens
RHP • 2013 • 20g



Jacob Stevens
RHP • 2019 • 19g



Kyler Stout
RHP • 2018,'21 • 35g




Mitchell Stumpo
RHP • 2021 • 5g



Gavin Stupienski
C • 2016-17 • 5g



Collin Sullivan
RHP • 2021-22 • 18g



Tim Susnara
C • 2017 • 36g



Dan Swain
OF • 2017-18 • 72g



= Advanced from Hillsboro Hops to the major leagues

Hillsboro Hops All-Time Player Register (2013-2022)



Dansby Swanson
SS • 2015 • 22g



Matt Tabor
RHP • 2018,'21 • 18g



Bo Takahashi
RHP • 2016 • 10g



Tim Tawa
OF/2B • 2022 • 58g



Curtis Taylor
RHP • 2016 • 17g



Brent Teller
RHP • 2022 • 1g



Cole Thompson
C • 2017 • 11g



Marcos Tineo
RHP • 2019-22 • 52g



Andy Toelken
RHP • 2018 • 3g



L.T. Tolbert
2B/SS • 2018 • 27g



Juan Torres
RHP • 2017 • 8g



Tyler Toyfair
RHP • 2014 • 10g




Stryker Trahan
C/OF • 2014-15 • 40g



Karl Triana
RHP • 2013 • 4g



Ryan Tufts
INF • 2017-18 • 51g



West Tunnell
RHP • 2018 • 10g



Tyler Vail
RHP • 2017 • 7g



Luvin Valbuena
C • 2021 • 8g



Bryan Valdez
LHP • 2018 • 4g



Daulton Varsho
C • 2017 • 50g



Luis Veras
OF • 2015-16 • 101g



Justin Vernia
RHP • 2021 • 18g



A.J. Vukovich
3B/OF • 2021-22 • 136g



Blake Walston
LHP • 2019-22 • 18g



Adam Walton
INF • 2016 • 43g



Tucker Ward
RHP • 2015-17 • 21g



Daniel Wasinger
C • 2019 • 34g



Jarrod Watkins
UT • 2022 • 33g



Jordan Watson
LHP • 2016-17 • 15g



Kevin Watson Jr.
LF • 2018 • 3g



Ryan Weiss
RHP • 2018 • 12g




Blayne Weller
RHP • 2013 • 7g



Taylor Widener
RHP • 2021 • 1g



Breckin Williams
RHP • 2015,'17 • 25g




Marcus Wilson
OF • 2016 • 43g



Jake Winston
RHP • 2016,'18 • 29g



Blake Workman
RHP • 2021 • 10g



Rob Wort
RHP • 2014 • 7g



Taylor Wright
RHP • 2016 • 5g



Andy Yerzy
1B/C • 2018-21 • 187g



Shumpei Yoshikawa
RHP • 2021 • 6g



Alex Young
LHP • 2015 • 6g

(R) = Already a major leaguer before playing for the Hops on Injury Rehab or for other reason

Hops, and only Hops:

Not including players from 2021-22 (many of whose careers are still in progress) four players spent their entire professional careers with the Hillsboro Hops... without ever playing for another team: outfielder **Taylor Ratliff** (2013-14, 116 games), outfielder **Jordan Parr** (2013-14, 108 games), infielder **Justin Gonzalez** (2014, 40 games) and infielder **Nate Robertson** (2014-15, 111 games). Interestingly, all made significant impacts on the Hops' championship team in 2014, and Robertson was a big part of *two* championship clubs (2014 and 2015). Ratliff, Robertson and Parr are currently #4, #6 and #7 on the Hops' all-time games played lists.

In addition, six other players have spent time in the independent minor leagues, but their only action with a major-league affiliated club came with Hillsboro: infielder **Randy McCurry**, catcher **Nate Irving**, infielder **Steve Nyisztor**, and pitchers **Dustin Loggins**, **Taylor Wright** and **Brian Christian**.

BATTING RECORDS

AT-BATS

INDIVIDUAL RECORDS

- **Most at-bats, career:**
676, Andy Yerzy, 2018-19, '21
648, Tristin English, 2019, '21-22
545, A.J. Vukovich, 2021-22
505, Jorge Barrosa, 2019, '21-22
454, Cam Coursey, 2021-22
- **Most at-bats, season (short season):**
261, Yogey Perez-Ramos, 2013
261, Luke Lowery, 2016
257, Trevor Mitsui, 2015
257, Sergio Altantara, 2015
252, Ryan Gebhardt, 2013
- **Most at-bats, season (long season):**
426, Ryan Bliss, 2022
424, A.J. Vukovich, 2022
389, Caleb Roberts, 2022
339, Blaze Alexander, 2021
309, Neyfy Castillo, 2022
- **Most at-bats, game:**
8, Yogey Perez-Ramos, home vs. Vancouver, 7/7/13 (19 inn.)
8, Grant Nelson, home vs. Vancouver, 7/7/13 (19 innings)
8, Randy McCurry, home vs. Vancouver, 7/7/13 (19 innings)
8, Stryker Trahan, at Eugene, 8/17/14 (17 innings)
8, Kevin Cron, at Eugene, 8/17/14 (17 innings)
8, Jordan Parr, at Eugene, 8/17/14 (17 innings)
8, Jake Mayers, at Eugene, 8/17/14 (17 innings)
8, Nate Robertson, at Eugene, 8/17/14 (17 innings)
8, Luis Veras, home vs. Vancouver, 8/15/15 (14 innings)
Opponent:
8, Brenden Kalfus, Vancouver at Hillsboro, 7/7/13 (19 innings)
8, Andy Fermin, Vancouver at Hillsboro, 7/7/13 (19 innings)
8, Nick Torres, at Eugene, 8/17/14 (17 innings)
8, Trae Santos, at Eugene, 8/17/14 (17 innings)
- **Most at-bats, nine-inning game:**
7, Eudy Ramos, at Salem-Keizer, 7/5/17
Opponent:
6, Tyler Hollick, Salem-Keizer at Hillsboro, 6/28/13
6, John Polonius, Salem-Keizer at Hillsboro, 6/28/13
6, Jonathan Jones, Salem-Keizer at Hillsboro, 6/29/13
6, L.B. Dantzer, Vancouver at Hillsboro, 7/6/13
6, Sean Dwyer, at Tri-City, 7/13/13
6, Christopher Garia, Spokane at Hillsboro, 7/22/13
6, Franchy Cordero, at Eugene, 7/21/14
6, Rashad Crawford, Boise at Hillsboro, 7/29/14
6, Mark Zagunis, Boise at Hillsboro, 7/29/14
6, Manuel Geraldo, at Salem-Keizer, 6/18/16
6, Daniel Suero, Boise at Hillsboro, 7/28/16
6, Donovan Walton, at Everett, 7/7/16
6, Miguel Aparicio, Spokane at Hillsboro, 7/24/17
6, Tanner Kirwer, Vancouver at Hillsboro, 5/18/21
6, Luis De Los Santos, Vancouver at Hillsboro, 5/18/21
6, Isaac Collins, Spokane at Hillsboro, 6/26/21
6, Armani Smith, Eugene at Hillsboro, 8/14/21
6, Steward Berroa, at Vancouver, 6/16/22
6, Osmy Gregorio, Tri-City at Hillsboro, 9/4/22

TEAM RECORDS

- **Most at-bats, season (short season):**
2,617 in 2017
- **Most at-bats, season (long season):**
4,270 in 2022
- **Most at-bats, game:**
66, home vs. Vancouver, 7/7/13 (19 innings)
Opponent:
64, at Eugene, 7/17/14 (17 innings)
- **Most at-bats, nine-inning game:**
50, at Salem-Keizer, 7/5/17
48, at Vancouver, 7/18/17
Opponent:
46, Vancouver at Hillsboro, 7/6/13

PLATE APPEARANCES

INDIVIDUAL RECORDS

- **Most plate appearances, career:**
793, Andy Yerzy, 2018-19, '21
730, Tristin English, 2019, '21-22
572, A.J. Vukovich, 2021-22
567, Jorge Barrosa, 2019, '21-22
541, Cam Coursey, 2021-22
- **Most plate appearances, season (short season):**
296, Yogey Perez-Ramos, 2013
294, Trevor Mitsui, 2015
290, Luke Lowery, 2016
287, Sergio Alcantara, 2015
286, Bryan Araiza, 2017
286, Jesus Marriaga, 2019
- **Most plate appearances, season (long season):**
484, Ryan Bliss, 2022
465, Caleb Roberts, 2022
448, A.J. Vukovich, 2022
389, Blaze Alexander, 2021
348, Tristin English, 2021
- **Most plate appearances, game**
9, Taylor Ratliff, home vs. Vancouver, 7/7/13 (19 innings)
9, Ryan Gebhardt, home vs. Vancouver, 7/7/13 (19 innings)
9, Pedro Ruiz, at Eugene, 8/17/14 (17 innings)
9, Steve Nyisztor, at Eugene, 8/17/14 (17 innings)
Opponent:
8, eleven times: six by Vancouver at Hillsboro, 7/7/13 (19 innings)
and five at Eugene, 8/17/14 (17 innings)
- **Most plate appearances, nine-inning game:**
7, Yan Sanchez, at Salem-Keizer, 7/5/17
7, Bryan Araiza, at Salem-Keizer, 7/5/17
7, Eudy Ramos, at Salem-Keizer, 7/5/17
Opponent:
6, many times

TEAM RECORDS

- **Most plate appearances, season (short season):**
3,004 in 2017
- **Most plate appearances, season (long season):**
4,847 in 2022
- **Most plate appearances, game:**
75, at Eugene, 8/17/14 (17 innings)
74, home vs Vancouver, 7/7/13 (19 innings)
Opponent:
71, Vancouver at Hillsboro, 7/7/13 (19 innings)
71, at Eugene, 8/17/14 (17 innings)
- **Most plate appearances, nine-inning game:**
57, at Salem-Keizer, 7/5/17
Opponent:
51, Vancouver at Hillsboro, 7/6/13
51, Vancouver at Hillsboro, 5/18/21

BATTING AVERAGE

INDIVIDUAL RECORDS

- **Highest batting average, career (minimum 205 PA):**
.318, Pavin Smith, 2017
.314, Yogey Perez-Ramos, 2013
.311, Daulton Varsho, 2017
.306, Grant Heyman, 2014-15
.291, Josh Anderson, 2015-16
- **Highest batting avg, season (short season, min 205 PA):**
.318, Pavin Smith, 2017
.315, Grant Heyman, 2014
.314, Yogey Perez-Ramos, 2013
.311, Daulton Varsho, 2017
.307, Josh Anderson, 2016
.297, Andy Yerzy, 2018
- **Highest batting avg, season (long season, min 302 PA):**
.274, A.J. Vukovich, 2022
.273, Axel Andueza, 2021
.242, Tristin English, 2021
.234, Caleb Roberts, 2022
.218, Blaze Alexander, 2021

TEAM RECORDS

- **Highest batting average, season (short season):**
.253 in 2014
- **Highest batting average, season (long season):**
.238 in 2021

SLUGGING PERCENTAGE

INDIVIDUAL RECORDS

- **Highest slugging percentage, career (minimum 205 PA):**
.534, Daulton Varsho, 2017
.463, Dom Canzone, 2019, '21
.463, Eduardo Diaz, 2021
.448, A.J. Vukovich, 2021-22
.442, Jake McCarthy, 2018
- **Highest slugging pct, season (short season, min 205 PA):**
.534, Daulton Varsho, 2017
.482, Tristin English, 2019
.452, Andy Yerzy, 2018
.442, Jake McCarthy, 2018
.438, Joey Rose, 2018
- **Highest slugging pct, season (long season, min 302 PA):**
.451, A.J. Vukovich, 2022
.391, Tristin English, 2021
.381, Caleb Roberts, 2022
.372, Blaze Alexander, 2021
.343, Ryan Bliss, 2022

TEAM RECORDS

- **Highest slugging percentage, season (short season):**
.389 in 2018
- **Highest slugging percentage, season (long season):**
.375 in 2021

ON-BASE PERCENTAGE

INDIVIDUAL RECORDS

- **Highest on-base percentage, career (minimum 205 PA):**
.401, Pavin Smith, 2017
.382, Yogey Perez-Ramos, 2013
.379, Ryan Dobson, 2017-18
.378, Jake McCarthy, 2018
.377, Tim Tawa, 2022
- **Highest on-base pct, season (short season, min 205 PA):**
.401, Pavin Smith, 2017
.382, Andy Yerzy, 2018
.382, Yogey Perez-Ramos, 2013
.378, Jake McCarthy, 2018
.374, Jesus Marriaga, 2019
- **Highest on-base pct, season (long season, min 302 PA):**
.353, Caleb Roberts, 2022
.326, Axel Andueza, 2021
.322, Tristin English, 2021
.316, Blaze Alexander, 2021
.308, A.J. Vukovich, 2022

TEAM RECORDS

- **Highest on-base percentage, season (short season):**
.343 in 2019
- **Highest on-base percentage, season (long season):**
.319 in 2021

ON-BASE PLUS SLUGGING

INDIVIDUAL RECORDS

- **Highest on-base plus slugging, career (min. 205 PA):**
.902, Daulton Varsho, 2017
.820, Jake McCarthy, 2018
.818, Tim Tawa, 2022
.816, Pavin Smith, 2017
.786, Dom Canzone, 2019, '21
- **Highest OPS, season (short season, min. 205 PA):**
.902, Daulton Varsho, 2017
.838, Tristin English, 2019
.834, Andy Yerzy, 2018
.820, Jake McCarthy, 2018
.816, Pavin Smith, 2017
- **Highest OPS, season (long season, min. 302 PA):**
.759, A.J. Vukovich, 2022
.733, Caleb Roberts, 2022
.713, Tristin English, 2021
.688, Blaze Alexander, 2021
.663, Axel Andueza, 2021

TEAM RECORDS

- **Highest on-base plus slugging, season (short season):**
.720 in 2018
- **Highest on-base plus slugging, season (long season):**
.695 in 2021

RUNS SCORED

INDIVIDUAL RECORDS

- **Most runs, career:**
95, Tristin English, 2019, '21-22
89, Andy Yerzy, 2018-19, '21
76, Tra Holmes, 2017-18, '21
71, Jorge Barrosa, 2019, '21-22
70, Cam Coursey, 2021-22
- **Most runs, season (short season):**
51, Jesus Marriaga, 2019
43, Camden Duzenack, 2017
36, Daulton Varsho, 2017
35, 4 players

- **Most runs, season (long season):**
68, Ryan Bliss, 2022
60, Blaze Alexander, 2021
57, Caleb Roberts, 2022
55, A.J. Vukovich, 2022
41, Jorge Barrosa, 2021
- **Most runs, game:**
5, Pavin Smith, at Vancouver, 7/18/17
4, Trevor Mitsui, home vs. Vancouver, 8/15/15
4, Drew Ellis at Vancouver, 7/17/17
4, Eudy Ramos, at Vancouver, 7/19/17
4, Pavin Smith, home vs. Spokane, 7/20/17
4, Corbin Carroll, home vs Everett, 5/9/21
4, Blaze Alexander, home vs. Tri-City, 7/28/21
4, Jordan Lawlar, at Everett, 8/6/22

Opponent:

5, Chris O'Dowd, at Tri-City, 7/13/13
4, Kyle Von Tungen, at Tri-City, 7/13/13
4, Ryan Kirby, Salem-Keizer at Hillsboro, 6/22/17
4, Yonny Hernandez, Spokane at Hillsboro, 7/24/17
4, Kyle McPherson, at Salem-Keizer, 7/4/18
4, Jordyn Adams, at Tri-City, 6/4/22
4, Leo Jimenez, at Vancouver, 7/16/22

TEAM RECORDS

- **Most runs, season (short season):**
404 in 2017
- **Most runs, season (long season):**
586 in 2022
- **Most runs, game:**
19, at Vancouver, 7/18/17 (19-7 win)
17, at Salem-Keizer, 7/5/17 (17-2 win)
15, home vs. Tri-City, 8/9/13 (15-4 win)
15, home vs. Spokane, 7/21/17 (15-0 win)
14, at Boise, 9/1/13 (14-3 win)
14, at Boise, 9/2/17 (14-7 win)
14, at Tri-City, 6/1/22 (14-3 win)
14, home vs. Tri-City, 7/24/22 (14-5 win)
14, at Everett, 8/7/22 (14-11 win)
13, at Vancouver, 7/22/14 (13-3 win)
13, at Salem-Keizer, 8/11/14 (13-7 win)
13, home vs. Vancouver, 6/24/19 (13-4 win)
13, at Boise, 9/2/19 (13-5 win)
13, home vs. Everett, 4/17/22 (13-1 win)
13, at Everett, 8/6/22 (13-2 win)

Opponent:

16, Vancouver at Hillsboro, 7/6/13 (16-4 win over Hops)
16, at Tri-City, 7/13/13 (15-2 win over Hops)
16, at Everett, 6/1/21 (16-2 win over Hops)
15, at Salem-Keizer, 7/4/18 (15-1 win over Hops)
14, at Salem-Keizer, 8/12/14 (14-11 win over Hops)
14, Everett at Hillsboro, 7/19/15 (14-6 win over Hops)
14, at Salem-Keizer, 6/18/16 (14-3 win over Hops)
14, Eugene at Hillsboro, 7/9/22 (14-2 win over Hops)
13, at Eugene, 7/21/14 (13-7 win over Hops)
13, Spokane at Hillsboro, 7/24/17 (13-1 win over Hops)
13, at Everett, 6/4/21 (13-2 win over Hops)
13, Vancouver at Hillsboro, 5/18/21 (13-4 win over Hops)

- **Most runs scored in loss:**
11, at Salem-Keizer, 8/12/14 (14-11 loss)
- **Most runs allowed in win:**
11, at Everett, 8/7/22 (14-11 win)

- **Most runs, game, both teams combined:**

26, at Vancouver, 7/17/17 (19-7 Hops win)
 25, at Salem-Keizer, 8/12/14 (14-11 Salem-Keizer win)
 25, at Everett, 8/7/22 (14-11 Hops win)
 21, at Spokane, 8/2/14 (12-9 Hops win)
 21, at Boise, 9/2/17 (14-7 Hops win)
 21, at Salem-Keizer, 8/10/19 (12-9 Salem-Keizer win)
 20, seven times
(The most combined runs at Ron Tonkin Field is 20, accomplished three times: 7/6/13, a 16-4 Vancouver win; 7/19/15, a 14-6 Everett win; and 5/25/22, a 12-8 Hops win over Vancouver.)

- **Most runs, inning:**

12, at Everett, 6/16/18 (1st inning in 12-6 Hops win)
 9, at Eugene, 5/15/21 (5th inning in 11-5 Hops win)
 8, at Salem-Keizer, 8/11/14 (7th inning in 13-7 Hops win)
 8, home vs. Boise, 8/28/16 (2nd inning in 11-8 Hops win)
 8, at Everett, 6/17/17 (1st inning in 12-4 Hops win)
 8, home vs. Tri-City, 7/24/22 (5th inning in 14-5 Hops win)
 7, at Salem-Keizer, 8/12/14 (2nd inning in 14-11 Hops loss)
 7, home vs. Boise, 6/24/17 (6th inning in 11-3 Hops win)
 7, at Salem-Keizer, 8/22/17 (3rd inning in 9-6 Hops win)
 7, at Boise, 9/2/17 (2nd inning in 14-7 Hops win)
 7, home vs. Vancouver, 6/24/19 (6th inning in 13-4 Hops win)
 7, at Eugene, 7/23/21 (7th inning in 10-9 Hops win)

- **Opponent:**

9, Spokane at Hillsboro, 7/22/13 (7th inning in 11-3 Spokane win)
 9, at Everett, 6/4/21 (3rd inning in 13-2 Everett win)
 9, at Eugene, 6/17/21 (6th inning in 10-9 Eugene win)
 9, at Eugene, 7/30/22 (3rd inning in 10-4 Eugene win)
 8, at Spokane, 8/29/16 (5th inning in 12-1 Spokane win)
 8, Spokane at Hillsboro, 7/22/17 (4th inning in 11-4 Spokane win)
 8, Vancouver at Hillsb., 8/3/17 (2nd inn. in 9-8, 11-inn loss to Hops)
 8, at Salem-Keizer, 8/10/19 (3rd inning in 12-9 Salem-Keizer win)
 8, Everett at Hillsboro, 5/6/21 (6th inning in 12-1 Everett win)
 8, at Everett, 6/1/21 (6th inning in 16-2 Everett win)
 7, at Eugene, 7/15/15 (5th inning in 8-4 Eugene win)
 7, Everett at Hillsboro, 7/19/15 (6th inning in 14-6 Everett win)
 7, at Salem-Keizer, 6/18/16 (5th inning in 14-3 Salem-Keizer win)
 7, Tri-City at Hillsboro, 7/30/21, 2nd gm (1st inning in 7-1 T-C win)
 7, at Eugene, 5/8/22 (7th inning in 10-5 Eugene win)
 7, at Vancouver, 6/23/22 (2nd inning in 10-7 Vancouver win)

- **Most consecutive innings with runs scored, single game:**

6, home vs. Eugene, 6/17/13 (the first six innings ever played at home in franchise history)

- **Opponent:**

7, Boise at Hillsboro, 7/29/14
 6, at Tri-City, 7/13/13
 6, Tri-City at Hillsboro, 7/5/16

- **Most consecutive innings without scoring:**

30, July 27th to July 31st, 2013 (bottom 8th home vs. Everett 7/27, three straight 6-0 shutout losses to Everett 7/28-7/30, first two innings at Vancouver 7/31/13)

- **Most consecutive innings without scoring, home:**

29, July 27th to August 8th, 2013 (bottom 8th home vs. Everett 7/27, three straight 6-0 shutout losses to Everett 7/28-7/30, first inning vs. Tri-City 8/8/13)

HITS

INDIVIDUAL RECORDS

- **Most hits, career:**

169, Tristin English, 2019, '21-22
 169, Andy Yerzy, 2018-19, '21
 152, A.J. Vukovich, 2021-22
 130, Jorge Barrosa, 2019, '21-22
 115, Cam Coursey, 2021-22

- **Most hits, season (short season):**

82, Yogey Perez-Ramos, 2013
 71, Andy Yerzy, 2018
 70, Grant Heyman, 2014
 69, Luke Lowery, 2016
 68, Ricky Martinez, 2019

- **Most hits, season (long season):**

116, A.J. Vukovich, 2022
 91, Ryan Bliss, 2022
 91, Caleb Roberts, 2022
 77, Axel Andueza, 2021
 77, Neyfy Castillo, 2022

- **Most hits, game:**

5, Steve Nyisztor, at Boise, 7/10/14
 5, Dansby Swanson at Boise 9/3/15
 5, Ramon Hernandez, at Everett, 8/4/16
 5, Luke Lowery, at Everett, 8/7/16
 5, Daulton Varsho, at Salem-Keizer, 7/5/17
 5, Pavin Smith, at Vancouver, 7/18/17

- **Opponent:**

(No Hops' opponent has ever had five hits in one game. Through the 2022 season, an opponent has had four hits in one game on 34 different occasions, with no player accomplishing this more than one time.)

4, Ryan Jones, Salem-Keizer@Hillsboro, 6/28/13
 4, L.B. Dantzler, Vancouver at Hillsboro, 7/6/13
 4, Ian Parmley, Vancouver at Hillsboro, 7/7/13
 4, David Harris, at Vancouver, 8/2/13
 4, Skyler Ewing, Salem-Keizer at Hillsboro, 7/11/14
 4, Daniel Lockhart, Boise at Hillsboro, 7/29/14
 4, Marcus Greene Jr., at Spokane, 8/3/14
 4, Auston Bousfield, Eugene at Hillsboro, 8/8/14
 4, Jesse Hodges, Boise at Hillsboro, 8/14/14
 4, Drew Jackson, Everett at Hillsboro, 7/21/15
 4, Carlos Herrera, at Boise, 7/25/15
 4, Brian Carroll, at Boise, 7/25/15
 4, Ronnie Jebavy, at Salem-Keizer, 8/17/15
 4, Wilkyns Jimenez, at Boise, 7/2/16
 4, Buddy Reed, Tri-City at Hillsboro, 7/7/16
 4, Nash Knight, Vancouver at Hillsboro, 8/15/16
 4, Miguel Amaya, at Eugene, 6/27/17
 4, Manuel Geraldo, at Salem-Keizer, 7/4/17
 4, Steven Linkous, at Boise, 9/2/17
 4, Ricardo Rincones, Salem-Keizer at Hillsboro, 6/23/18
 4, Cole Anderson, Boise at Hillsboro, 7/25/18
 4, Cristian Inoa, Spokane at Hillsboro, 7/6/19
 4, Alex Canario, Salem-Keizer at Hillsboro, 8/3/19
 4, Carter Bins, at Everett, 6/1/21
 4, Austin Shenton, at Everett, 6/1/21
 4, Patrick Frick, at Everett, 6/4/21
 4, Isaac Collins, Spokane at Hillsboro, 6/26/21
 4, Robert Emery, Eugene at Hillsboro, 8/14/21
 4, Armani Smith, Eugene at Hillsboro, 8/14/21
 4, Zac Cook, Vancouver at Hillsboro, 8/27/21
 4, Cameron Eden, Vancouver at Hillsboro, 5/25/22
 4, Kyren Paris, at Tri-City, 6/4/22

4, Carter Aldrete, Eugene at Hillsboro, 7/9/22
4, Ronaiker Palma, Spokane at Hillsboro, 8/13/22

● **Consecutive-game hitting streaks:**

15, Steve Nyisztor, 8/21/15-9/11/15 (12 games in regular season and three in postseason)
15, Jake McCarthy, 7/29/18-8/14/18
14, Kevin Cron, 8/11/14 to 8/25/14
13, Neyfy Castillo, 4/20/22 to 6/26/22
12, Zach Nehrir, 7/7/15 to 7/21/15
12, Mark Karaviotis, 8/18/16 to 9/1/16
12, Yan Sanchez, 6/15/17 to 6/26/17 (first 12 games of season; lost streak when he struck out as a pinch-hitter on 6/27)
12, Daulton Varsho, 7/13/17 to 7/29/17
12, Dom Canzone, 7/10/21 to 7/25/21
12, Jorge Barrosa, 8/3/21 to 8/19/21
12, A.J. Vukovich, 8/20/21 to 9/3/21
12, Axel Andueza, 8/21/21 to 9/19/21 (season ended with streak intact)

TEAM RECORDS

● **Most hits, season (short season):**

655 in 2014

● **Most hits, season (long season):**

999 in 2022

● **Most hits, game:**

25, at Salem-Keizer, 7/5/17 (17-2 win)
21, at Vancouver, 7/18/17 (19-7 win)
20, home vs. Tri-City, 8/9/13 (15-4 win)
19, at Boise, 7/10/14 (9-3 win)
19, at Tri-City, 6/1/22 (14-3 win)
19, at Spokane, 6/17/22 (12-3 win)
18, at Boise, 9/1/13 (14-3 win)
18, home vs. Vancouver, 8/15/15 (10-9, 14-inning win)
18, home vs. Tri-City, 7/11/18 (11-0 win)
18, home vs. Vancouver, 6/24/19 (13-4 win)
18, at Everett, 8/6/22 (13-2 win)

Opponent:

22, Vancouver at Hillsboro, 7/6/13 (16-4 win over Hops)
20, Boise at Hillsboro, 7/29/14 (11-2 win over Hops)
20, at Everett, 6/1/21 (16-2 win over Hops)
18, at Salem-Keizer, 7/4/18 (15-1 win over Hops)
18, Vancouver at Hillsboro, 5/18/21 (13-4 win over Hops)

● **Most hits, game, both teams combined:**

33, Hillsboro (17) at Eug. (16), 8/17/14 (9-7 Hops win, 17 inn.)
33, Hillsboro (25) at Salem-Keizer (8), 7/5/17 (17-2 Hops win)
31, Hillsboro (9) at Vancouver (22), 7/6/13 (16-4 Vanc. win)
31, Vanc. (13) at Hillsb. (18), 8/15/15 (10-9 Hops win, 14 inn.)
30, Hillsboro (19) at Boise (11), 7/10/14 (9-3 Hops win)
29, Tri-City (9) at Hillsboro (20), 8/9/13 (15-4 Hops win)
29, Hillsboro (16) at Spokane (13), 7/8/17 (10-9 Spokane win)
29, Hillsboro (21) at Vancouver (8), 7/18/17 (19-7 Hops win)
28, Hillsboro (14) at Spokane (14), 8/2/14 (12-9 Hops win)
28, Hillsboro (15) at Boise (13), 9/2/17 (14-7 Hops win)
28, Hillsboro (16) at Boise (12), 7/12/19 (12-3 Hops win)
28, Tri-City (14) at Hillsb. (14), 7/31/21 (8-7 T-C win, 10 inn)

● **Fewest hits, game:**

1, home vs. Vancouver, 5/1/22 (7-0 Vancouver win)
1, home vs. Spokane, 5/11/22 (10-0 Spokane win)
2, 16 times (7 home, 9 road)

Opponent:

0, at Boise, 8/31/13 (5-0 Hops win)
1, Boise at Hillsboro, 8/13/14 (2-1 Hops win in 10 innings)
1, Vancouver at Hillsboro, 8/5/17 (6-0 Hops win)
1, S-K at Hillsboro, 9/4/19 (2-1 Hops win G1 of North Div. Series)
1, at Eugene, 5/6/22 (1-0 Eugene win)
1, Spokane at Hillsboro, 8/14/22 (5-1 Hops win)
2, 19 times (12 home, 7 road)

● **Fewest hits, game, both teams combined:**

3, Boise (1) at Hillsboro (2), 8/13/14 (1-0 Hops win in 10 inn.)
4, Hillsboro (2) at Everett (2), 6/22/13 G1 (3-1 Evt. win, 7 inn)
5, Hillsboro (4) at Eugene (1), 5/6/22 (1-0 Eug win)
6, many times

SINGLES

INDIVIDUAL RECORDS

● **Most singles, career:**

110, Tristin English, 2019, '21-22
109, Andy Yerzy, 2018-19, '21
100, A.J. Vukovich, 2021-22
86, Jorge Barrosa, 2019, '21
84, Cam Coursey, 2021-22

● **Most singles, season (short season):**

63, Yogey Perez-Ramos, 2013
58, Ricky Martinez, 2019
55, Grant Heyman, 2014
51, Andy Yerzy, 2018
51, Ryan Gebhardt, 2013

● **Most singles, season (long season):**

73, A.J. Vukovich, 2022
64, Axel Andueza, 2021
59, Ryan Bliss, 2022
55, Caleb Roberts, 2022
51, Neyfy Castillo, 2022

● **Most singles, game:**

4, Randy McCurry, home vs. Tri-City, 8/9/13
4, Steve Nyisztor, at Spokane, 8/3/14
4, Zach Nehrir, home vs. Salem-Keizer, 6/24/15
4, Gerard Hernandez, at Everett, 7/5/15
4, Mark Karaviotis, at Salem-Keizer, 8/10/16
4, Camden Duzenack, home vs. Eugene, 8/18/17
4, Andy Yerzy, at Salem-Keizer, 7/6/18
4, Will Gorman, at Spokane, 7/30/18
4, Cam Coursey, home vs. Vancouver, 7/16/21
4, Jorge Barrosa, at Spokane, 8/22/21
4, Tim Tawa, home vs. Everett, 4/17/22

Opponent:

4, Skyler Ewing, Salem-Keizer at Hillsboro, 7/11/14
4, Jesse Hodges, Boise at Hillsboro, 8/14/14
4, Carlos Herrera, at Boise, 7/25/15
4, Ronnie Jebavy, at Salem-Keizer, 8/17/15
4, Wilkyns Jimenez, at Boise, 7/2/16
4, Manuel Geraldo, at Salem-Keizer, 7/4/17
4, Steven Linkous, at Boise, 9/2/17
4, Armani Smith, Eugene at Hillsboro, 8/14/21
4, Ronaiker Palma, Spokane at Hillsboro, 8/13/22

TEAM RECORDS

- **Most singles, season (short season):**
469 in 2014
- **Most singles, season (long season):**
659 in 2022
- **Most singles, game:**
16, home vs. Tri-City, 8/9/13
16, at Boise, 7/10/14
16, at Salem-Keizer, 7/5/17
16, home vs. Vancouver, 6/24/19
- **Opponent:**
16, Boise at Hillsboro, 7/29/14
- **Most singles, game, without an extra-base hit:**
14, at Boise, 7/26/19
- **Most singles, game, both teams combined:**
25, Hillsboro (16) at Boise (9), 7/10/14 (9-3 Hops win)
25, Hillsboro (14) at Boise (11), 7/26/19 (7-5 Hops win)
24, Tri-City (8) at Hillsboro (16), 8/9/13 (15-4 Hops win)

DOUBLES

INDIVIDUAL RECORDS

- **Most doubles, career:**
33, Tristin English, 2019, '21-22
33, Jorge Barrosa, 2019, '21-22
31, Andy Yerzy, 2018-19, '21
30, A.J. Vukovich, 2021-11
24, Jordan Parr, 2013-14
24, Luis Veras, 2015-16
24, Caleb Roberts, 2022
- **Most doubles, season (short season):**
21, Joey Rose, 2018
17, Jake McCarthy, 2018
16, Yogey Perez-Ramos, 2013
16, Jordan Parr, 2014
16, Camden Duzenack, 2017
16, Daulton Varsho, 2017
- **Most doubles, season (long season):**
26, A.J. Vukovich, 2022
24, Caleb Roberts, 2022
19, Ryan Bliss, 2022
18, Jorge Barrosa, 2021
17, Adrian Del Castillo, 2022
- **Most doubles, game:**
3, Todd Glaesmann, at Everett, 6/14/14
3, Luke Lowery, at Everett, 8/7/16
3, Daulton Varsho, at Vancouver, 7/17/17
- **Opponent:**
3, L.B. Dantzler, Vancouver at Hillsboro, 7/6/13
3, Brandon Hughes, Eugene at Hillsboro, 7/13/17
3, Austin Shenton, at Everett, 6/1/21

TEAM RECORDS

- **Most doubles, season (short season):**
143 in 2015

- **Most doubles, season (long season):**
216 in 2022
- **Most doubles, game:**
8, at Vancouver, 7/17/17
6, at Everett, 6/14/14
6, home vs. Salem-Keizer, 6/23/15
6, at Boise, 9/3/15
6, at Boise, 8/10/16
6, Vancouver, 7/18/17
6, home vs. Vancouver, 8/7/17
6, at Tri-City, 6/18/19
- **Opponent:**
7, Vancouver at Hillsboro, 8/2/18
6, Vancouver at Hillsboro, 7/6/13
6, at Vancouver, 8/2/13
6, Salem-Keizer at Hillsboro, 8/13/13
6, Salem-Keizer at Hillsboro, 6/23/18
6, Everett at Hillsboro, 5/6/21
6, at Everett, 6/1/21
6, Tri-City at Hillsboro, 9/4/22
- **Most doubles, game, both teams combined:**
11, Hillsboro (5) at Vancouver (6), 8/2/13
10, Hillsboro (6) home vs. Vancouver (4), 8/7/17

TRIPLES

INDIVIDUAL RECORDS

- **Most triples, career:**
6, Cam Coursey, 2021-22
6, Elvin Soto, 2013-14
6, Yan Sanchez, 2017
6, Corbin Carroll, 2019, '21
5, Jorge Barrosa, 2019, '21
4, 9 players tied
- **Most triples, season (short season):**
6, Yan Sanchez, 2017
5, Elvin Soto, 2014
4, five times
- **Most triples, season (long season):**
5, Cam Coursey, 2021
4, Reece Hampton, 2021
3, five times
- **Most triples, game:**
2, Jordan Parr, home vs. Spokane, 7/21/13
2, Yan Sanchez, home vs. Eugene, 7/12/17
2, Daulton Varsho, home vs. Eugene, 7/13/17
2, Will Gorman, home vs. Vancouver, 8/2/18
- **Opponent:**
2, Tre Carter, Tri-City at Hillsboro, 8/26/17
2, Chris Mattison, Tri-City at Hillsboro, 8/28/17
2, Leo Jimenez, at Vancouver, 7/16/22

TEAM RECORDS

- **Most triples, season (short season):**
26 in 2018
- **Most triples, season (long season):**
31 in 2021

- **Most triples, game:**

3, home vs. Eugene, 8/22/18

- **Opponent:**

4, Vancouver at Hillsboro, 6/25/22

4, at Vancouver, 7/16/22

3, Eugene at Hillsboro, 7/12/17

3, Spokane at Hillsboro, 8/13/22

- **Most triples, game, both teams combined:**

5, Eugene (3) at Hillsboro (2), 7/12/17

4, Spokane (2) at Hillsboro (2), 7/21/17

4, Eugene (1) at Hillsboro (3), 8/22/18

4, Vancouver (4) at Hillsboro (0), 6/25/22

4, Hillsboro (0) at Vancouver (4), 7/16/22

HOME RUNS

INDIVIDUAL RECORDS

- **Most home runs, career:**

28, Andy Yerzy, 2018-19, '21

23, Tristin English, 2019, '21-22

18, A.J. Vukovich, 2021-22

14, Eduardo Diaz, 2021

13, Spencer Brickhouse, 2021-22

- **Most home runs, season (short season):**

10, Trevor Mitsui, 2015

9, Jason Morozowski, 2016

9, Kristian Robinson, 2019

8, five times

- **Most home runs, season (long season):**

15, A.J. Vukovich, 2022

14, Eduardo Diaz, 2021

14, Andy Yerzy, 2021

11, Neyfy Castillo, 2022

10, Blaze Alexander, 2021

10, Tristin English, 2021

10, Ryan Bliss, 2022

- **Most home runs, game:**

(From 2013-22, a Hops player has hit two home runs in a game on 11 different occasions—10 times on the road and once at home; Hops' opponents have hit two HR in a game on 19 different occasions, EIGHT times at Ron Tonkin Field)

2, Zach Esquerra, at Boise 9/1/13

2, George Roberts, at Boise, 9/2/13

2, Pedro Ruiz, at Spokane, 8/2/14

2, Trevor Mitsui, at Salem-Keizer, 8/19/15

2, Ramon Hernandez, at Everett, 8/4/16

2, Alexis Olmeda, at Everett, 8/5/16

2, Daulton Varsho, at Salem-Keizer, 8/21/17

2, Andy Yerzy, at Salem-Keizer, 8/19/18

2, Tristin English, home vs. Vancouver, 8/28/21 (first-ever Hop with a multi-home run game at home)

2, Caleb Roberts, at Vancouver, 8/24/11

2, Jacen Roberson, at Everett, 9/11/22 (included first-ever Hops' pinch-hit HR)

- **Opponent: (19 times total, 8 in 2021 and 5 in 2022)**

2, Ronnie Jebavy, at Salem-Keizer, 8/19/15

2, Chad Smith, at Spokane, 7/7/17

2, Austin O'Banion, Spokane at Hillsboro, 7/22/17

2, Joey Bart, at Salem-Keizer, 7/4/18

2, Robinson Medrano, at Salem-Keizer, 8/19/18

2, Aaron Bond, Salem-Keizer at Hillsboro, 9/2/18

2, Brendon Davis, at Tri-City, 5/30/21

2, Carter Bins, at Everett, 6/1/21

2, Kaden Polcovich, at Everett, 6/1/21

2, Kaden Polcovich, at Everett, 6/4/21

2, Armani Smith, Eugene at Hillsboro, 6/30/21

2, Ronny Brito, Vancouver at Hillsboro, 7/15/21

2, Tyler Fitzgerald, Eugene at Hillsboro, 8/12/21

2, Jairo Pomares, Eugene at Hillsboro, 8/31/21

2, Casey Schmitt, at Eugene, 5/4/22

2, Dariel Gomez, Everett at Hillsboro, 6/7/22

2, Zac Veen, at Spokane, 6/14/22

2, Garrett Spain, Vancouver at Hillsboro, 6/24/22

2, Robert Perez Jr., at Everett, 9/10/22

- **Most consecutive games with a home run:**

5, Trevor Mitsui, 8/15/15 to 8/19/15 (6 HR total)

4, Jason Morozowski, 8/16/16 to 8/19/16 (4 HR total)

4, Eduardo Diaz, 8/10/21 to 8/13/21 (4 HR total)

4, A.J. Vukovich, 8/25/22 to 8/28/22 (4 HR total)

TEAM RECORDS

- **Most home runs, season (short season):**

54 in 2018

- **Most home runs, season (long season):**

103 in 2022

- **Most home runs, game:**

4, at Spokane, 8/2/14 (12-9 Hops win)

4, at Salem-Keizer, 8/19/18 (9-8 Hops win)

4, home vs. Vancouver, 8/28/21 (9-6 Hops win)

4, at Spokane, 4/19/22 (7-5 Spokane win)

4, at Spokane, 6/17/22 (12-3 Hops win)

- **Opponent:**

6, at Everett, 6/1/21 (16-2 win over Hops)

5, Salem-Keizer at Hillsboro, 9/2/18 (in 9-7 loss to Hops)

4, at Salem-Keizer, 7/4/18 (14-1 win over Hops)

4, at Salem-Keizer, 8/19/18 (in 9-8 loss to Hops)

4, at Eugene, 6/20/21 (7-5 win over Hops)

4, Spokane at Hillsboro, 6/27/21 (7-5 win over Hops)

4, Eugene at Hillsboro, 8/12/21 (11-6, 10-inn. win over Hops)

4, Eugene at Hillsboro, 5/4/22 (7-6 win over Hops)

- **Most home runs, inning:**

3, at Everett, 8/2/14 (not consecutive)

3, home vs. Boise, 8/28/16 (not consecutive)

3, at Salem-Keizer, 8/19/18 (not consecutive)

- **Opponent:**

3, at Eugene, 5/4/22 (5th inning off Scott Randall) (not consecutive)

- **Most home runs, game, both teams combined:**

8, Hillsboro (4) at Salem-Keizer (4), 8/19/18

7, Hillsboro (1) at Everett (6), 6/1/21

6, seven times (including twice at home: 8/12/21 vs. Eugene; and 8/28/21 vs. Vancouver)

5, nine times (including three times at home)

PINCH-HIT HOME RUNS

INDIVIDUAL RECORDS

- **Most pinch-hit home runs, career, season and game:**

1, Jacen Roberson, at Everett, 9/11/22

- **Opponent:**

None

HR LEADING OFF GAME

INDIVIDUAL RECORDS

• Most leadoff home runs, career:

- 4, Jorge Barrosa
- 2, Tim Tawa
- 1, eight players

Opponent:

- 1, 11 players

• Full list of Hops leadoff home runs:

(NOTE: on 8/12/21, the Hops hosted Eugene; in that game, each team hit a leadoff home run)

* First pitch of game (top of first)

** First pitch of bottom of first

- 1. T1 7/7/15 Zach Nehrir, at Everett
- 2. T1 8/19/16 Jason Morozowski, at Salem-Keizer
- 3. B1 7/13/17 Yan Sanchez, home vs. Eugene**
- 4. B1 6/25/18 Tra Holmes, home vs. Salem-Keizer
- 5. B1 9/3/18 Jake McCarthy, home vs. Salem-Keizer
- 6. T1 7/19/19 Jorge Barrosa, at Eugene
- 7. B1 6/9/21 Buddy Kennedy, home vs. Tri-City
- 8. B1 7/17/21 Jorge Barrosa, home vs. Vancouver
- 9. B1 8/12/21 Eduardo Diaz, home vs. Eugene
- 10. B1 8/15/21 Jorge Barrosa, home vs. Eugene
- 11. B1 8/28/21 Jorge Barrosa, home vs. Vancouver
- 12. T1 4/23/22 Tim Tawa, at Spokane*
- 13. T1 5/19/22 Tim Tawa, at Everett*
- 14. B1 7/4/22 Ryan Bliss, home vs. Eugene**

Opponent:

- 1. B1 8/5/16 Ketel Marte at Everett
- 2. T1 6/20/17 Malique Ziegler, Salem-Keizer at Hillsboro
- 3. T1 5/19/21 Tanner Kirwer, Vancouver at Hillsboro
- 4. B1 7/6/21 Livan Soto, at Tri-City**
- 5. T1 8/12/21 Tyler Fitzgerald, Eugene at Hillsboro*
- 6. T1 8/26/21 Rafael Lantigua, Vancouver at Hillsboro*
- 7. B1 5/7/22 Ghordy Santos, at Eugene
- 8. T1 6/11/22 Spencer Packard, Everett at Hillsboro
- 9. B1 6/17/22 Eddy Diaz, at Spokane**
- 10. T1 6/22/22 Davis Schneider, Vancouver at Hillsboro
- 11. T1 7/8/22 Vaun Brown, Eugene at Hillsboro*

GRAND SLAMS

INDIVIDUAL RECORDS

• Most grand slams, career and season:

- 1, Zach Esquerra, at Salem-Keizer, 8/11/2014
- 1, Ramon Hernandez, at Everett, 8/4/16
- 1, Josh Anderson, home vs. Boise, 8/28/16
- 1, Tristin English, at Boise, 8/31/19
- 1, Buddy Kennedy, home vs. Tri-City, 6/8/21
- 1, Eduardo Diaz, home vs. Tri-City, 7/28/21
- 1, Fox Semones, at Tri-City, 7/1/22
- 1, Ryan Bliss, home vs. Tri-City, 7/24/22
- 1, Neyfy Castillo, at Everett, 9/8/22

• Most grand slams, game:

- 1, Zach Esquerra, at Salem-Keizer, 8/11/2014
- 1, Ramon Hernandez, at Everett, 8/4/16
- 1, Josh Anderson, home vs. Boise, 8/28/16
- 1, Tristin English, at Boise, 8/31/19

- 1, Buddy Kennedy, home vs. Tri-City, 6/8/21
- 1, Eduardo Diaz, home vs. Tri-City, 7/28/21
- 1, Fox Semones, at Tri-City, 7/1/22
- 1, Ryan Bliss, home vs. Tri-City, 7/24/22
- 1, Neyfy Castillo, at Everett, 9/8/22

Opponent:

- (21 total, by 20 different players; only Damiano Palmegiani of Vancouver—with two in the 2022 season—has hit more than one)
- 1, D.J. Peterson, at Everett, 6/23/13
- 1, Janluis Castro, Spokane at Hillsboro, 7/22/13
- 1, Luke Tandler, at Spokane, 8/2/14
- 1, Dylan Davis, at Salem-Keizer, 8/12/14
- 1, Trae Santos, at Eugene, 8/17/14
- 1, Leo Rojas, at Salem-Keizer, 8/17/16 (walkoff, broke 4-4 tie in 10th)
- 1, Austin O'Banion, Spokane at Hillsboro, 7/22/17
- 1, Michael Cruz, at Eugene, 7/30/17
- 1, Kyle McPherson, at Salem-Keizer, 7/4/18
- 1, Brandon Martorano, at Salem-Keizer, 8/10/19
- 1, Blaine Crim, at Spokane, 8/25/19
- 1, Johnny Homza, Tri-City at Hillsboro 9/8/19 (Game 2 of NWLCS)
- 1, Will Wilson, at Eugene, 5/13/21
- 1, Diego Rincones, at Eugene, 6/18/21
- 1, Tyler Fitzgerald, Eugene at Hillsboro, 8/12/21
- 1, Damiano Palmegiani, at Vancouver, 7/17/22
- 1, Vaun Brown, at Eugene, 7/30/22
- 1, Jimmy Glowne, at Eugene, 8/1/22
- 1, Marco Luciano, Eugene at Hillsboro, 8/19/22
- 1, Luis Matos, Eugene at Hillsboro, 8/21/22
- 1, Damiano Palmegiani, at Vancouver, 8/25/22

TEAM RECORDS

• Most grand slams, season (short season):

- 2 in 2016

Opponent:

- 3 in 2014
- 3 in 2019

• Most grand slams, season (long season):

- 3 in 2022

Opponent:

- 6 in 2022

• Most grand slams, game:

- 1, nine times (see individual records above)

Opponent:

- 1, 21 times (see individual records above)

EXTRA-BASE HITS

INDIVIDUAL RECORDS

• Most extra-base hits, career:

- 60, Andy Yerzy, 2018-19, '21
- 59, Tristin English, 2019, '21-22
- 52, A.J. Vukovich, 2021-22
- 44, Jorge Barrosa, 2019, '21-22
- 36, Caleb Roberts, 2022

• Most extra-base hits, season (short season):

- 31, Joey Rose, 2018
- 26, Daulton Varsho, 2017
- 24, Trevor Mitsui, 2015
- 24, Francis Martinez, 2018
- 23, Jake McCarthy, 2018

- **Most extra-base hits, season (long season):**

43, A.J. Vukovich, 2022
 36, Caleb Roberts, 2022
 32, Ryan Bliss, 2022
 29, Blaze Alexander, 2021
 26, Neyfy Castillo, 2022
 26, Adrian Del Castillo, 2022

- **Most extra-base hits, game:**

4, Luke Lowery, at Everett, 8/7/16 (3 doubles, 1 HR)
 3, Zach Esquerra, at Boise, 9/1/13
 3, Ramon Hernandez, at Everett, 8/4/16
 3, Yan Sanchez, at Salem-Keizer, 7/5/17 (hit for cycle)
 3, Daulton Varsho, at Salem-Keizer, 8/21/17
 3, Daulton Varsho, at Salem-Keizer, 8/22/17
 3, Adrian Del Castillo, at Spokane, 6/17/22

Opponent:

4, Austin Shenton, at Everett, 6/1/21
 3, Jose Trevino, at Spokane, 8/1/14
 3, Ronnie Jebavy, at Salem-Keizer, 8/19/15
 3, Ricardo Rincones, Salem-Keizer at Hillsboro, 6/23/18
 3, Kyle McPherson, at Salem-Keizer, 7/4/18
 3, Wander A. Franco, Salem-Keizer at Hillsboro, 9/2/18
 3, Alex Canario, Salem-Keizer at Hillsboro, 8/3/19
 3, Cameron Eden, Vancouver at Hillsboro, 5/25/22
 3, Leo Jimenez, at Vancouver, 7/16/22
 3, Robert Perez Jr., at Everett, 9/10/11

TEAM RECORDS

- **Most extra-base hits, season (short season):**

216 in 2018

- **Most extra-base hits, season (long season):**

340 in 2022

- **Most extra-base hits, game:**

10, at Vancouver, 7/18/17
 9, at Spokane, 8/2/14
 9, at Salem-Keizer, 7/5/17
 9, at Vancouver 7/17/17 (Hops set record of 10 the next day)
 8, at Boise, 8/10/16
 8, at Spokane, 6/17/22
 8, at Everett, 8/7/22
 7, at Eugene, 8/17/14 (17 innings)
 7, home vs. Vancouver, 8/15/15 (14 innings)
 7, at Boise, 9/3/15
 7, at Everett, 8/7/16
 7, home vs. Tri-City, 7/11/18
 7, home vs. Tri-City, 7/12/18
 7, home vs. Tri-City, 7/14/18 (11 innings)
 7, home vs. Salem-Keizer, 9/2/18
 7, at Everett, 8/11/19
 7, home vs. Tri-City, 6/9/21
 7, home vs. Tri-City, 7/24/22
 (Note that the Hops record for extra-base hits in a *home* game is 7, which they have accomplished seven times—three of the seven in the same series vs. Tri-City in July of 2018)

Opponent:

12, at Everett, 6/1/21
 10, at Salem-Keizer, 7/4/18
 9, at Salem-Keizer, 8/19/15
 9, Salem-Keizer at Hillsboro, 9/2/18 (incl. 5 HRs in 9-7 loss)
 9, Vancouver at Hillsboro, 6/25/22
 8, four times

- **Most extra-base hits, game, both teams combined:**

16, Salem-Keizer (9) at Hillsboro (8), 9/2/18
 15, Hillsboro (6) at Salem-Keizer (9), 8/19/15
 14, Hillsboro (10) at Vancouver (4), 7/18/17
 13, Hillsboro (9) at Spokane (4), 8/2/14
 13, Vancouver (7) at Hillsboro (6), 8/2/18
 13, Hillsboro (1) at Everett (12), 6/1/21
 13, Vancouver (9) at Hillsboro (4), 6/25/22
 13, Hillsboro (8) at Everett (5), 8/7/22
 12, five times

TOTAL BASES

INDIVIDUAL RECORDS

- **Most total bases, career:**

286, Andy Yerzy, 2018-19, '21
 277, Tristin English, 2019, '21-22
 244, A.J. Vukovich, 2021-22
 191, Jorge Barrosa, 2019, '21-22
 158, Cam Coursey, 2021-22

- **Most total bases, season (short season):**

108, Andy Yerzy, 2018
 106, Joey Rose, 2018
 105, Trevor Mitsui, 2015
 104, Yogey Perez-Ramos, 2013
 103, Daulton Varsho, 2017

- **Most total bases, season (long season):**

191, A.J. Vukovich, 2022
 148, Caleb Roberts, 2022
 146, Ryan Bliss, 2022
 127, Neyfy Castillo, 2022
 126, Blaze Alexander, 2021

- **Most total bases, game:**

12, Ramon Hernandez, at Everett, 8/4/16
 11, Luke Lowery, at Everett, 8/7/16
 10, Zach Esquerra, at Boise, 9/1/13
 10, Yan Sanchez, at Salem-Keizer, 7/5/17
 10, Daulton Varsho, at Salem-Keizer, 8/21/17
 10, Andy Yerzy, at Salem-Keizer, 8/19/18
 9, Trevor Mitsui, at Salem-Keizer, 8/19/15
 9, Alexis Olmeda, at Everett, 8/5/16
 9, Daulton Varsho, at Salem-Keizer, 7/5/17
 9, Tristin English, home vs. Vancouver, 8/28/21
 (Note that only English on 8/28/21 has had more than 8 total bases in a game at Ron Tonkin Field.)

Opponent:

11, Ronnie Jebavy, at Salem-Keizer, 8/19/15
 11, Robert Perez Jr., at Everett, 9/10/22
 10, Carter Bins, at Everett, 6/1/21
 10, Austin Shenton, at Everett, 6/1/21
 10, Leo Jimenez, at Vancouver, 7/16/22
 9, Austin O'Banion, Spokane at Hillsboro, 7/22/17
 9, Ricardo Rincones, Salem-Keizer at Hillsboro 9/23/18
 9, Joey Bart, at Salem-Keizer, 7/4/18
 9, Kyle McPherson, at Salem-Keizer, 7/4/18
 9, Alex Canario, Salem-Keizer at Hillsboro, 8/3/19
 9, Kaden Polcovich, at Everett, 6/1/21
 9, Kaden Polcovich, at Everett, 6/4/21
 9, Ronny Brito, Vancouver at Hillsboro, 7/15/21
 9, Tyler Fitzgerald, Eugene at Hillsboro, 8/12/21
 9, Dariel Gomez, Everett at Hillsboro, 6/7/22

TEAM RECORDS

- **Most total bases, season (short season):**

993 in 2018

- **Most total bases, season (long season):**

1566 in 2022

- **Most total bases, game:**

42, at Salem-Keizer, 7/5/17 (17-2 Hops win)

38, at Vancouver, 7/18/17 (19-7 Hops win)

35, at Spokane, 6/17/22 (12-3 Hops win)

32, at Spokane, 8/2/14 (12-9 Hops win)

30, at Everett, 8/6/22 (13-2 Hops win)

30, at Everett, 8/7/22 (14-11 Hops win)

Opponent:

44, at Everett, 6/1/21 (16-2 win over Hops)

37, at Salem-Keizer, 7/4/18 (15-1 win over Hops)

32, Vancouver at Hillsboro, 7/6/13 (16-4 win over Hops)

32, Salem-Keizer at Hillsboro, 9/2/18 (9-7 loss to Hops)

30, at Salem-Keizer, 8/19/15 (10-7 win over Hops)

CYCLES

- **Players hitting for the cycle:**

1, Yan Sanchez, at Salem-Keizer, 7/5/17 (4-for-6)

Opponent:

None

RUNS BATTED IN

INDIVIDUAL RECORDS

- **Most runs batted in, career:**

107, Andy Yerzy, 2018-19, '21

98, Tristin English, 2019, '21-22

89, A.J. Vukovich, 2021-22

55, Caleb Roberts, 2022

54, Cam Coursey, 2021-22

- **Most runs batted in, season (short season):**

42, Trevor Mitsui, 2015

42, Joey Rose, 2018

39, Daulton Varsho, 2017

37, Grant Heyman, 2014

35, Kristian Robinson, 2019

- **Most runs batted in, season (long season):**

69, A.J. Vukovich, 2022

55, Caleb Roberts, 2022

48, Tristin English, 2021

39, Andy Yerzy, 2021

38, Blaze Alexander, 2021

- **Most runs batted in, game:**

6, Zach Esquerro, at Salem-Keizer, 8/11/14 (incl. grand slam)

6, Ramon Hernandez, at Everett, 8/4/16 (incl. grand slam)

6, Buddy Kennedy, home vs. Tri-City, 6/8/21 (incl. grand slam)

Opponent:

7, Diego Rincones, at Eugene, 6/18/21

6, Austin O'Banion, Spokane at Hillsboro, 7/22/17 (incl. grand slam)

TEAM RECORDS

- **Most runs batted in, season (short season):**

353 in 2017

- **Most runs batted in, season (long season):**

530 in 2022

- **Most runs batted in, game:**

18, at Vancouver, 7/17/17 (19-7 win)

15, at Salem-Keizer, 7/5/17 (17-2 win)

15, home vs. Spokane, 7/21/17 (15-0 win)

14, at Tri-City, 6/1/22 (14-3 win)

13, home vs. Tri-City, 8/9/13 (15-4 win)

13, at Boise, 9/1/13 (14-3 win)

13, home vs. Vancouver, 6/24/19 (13-4 win)

13, home vs. Tri-City, 7/24/22 (14-5 win)

Opponent:

14, Vancouver at Hillsboro, 7/6/13 (16-4 win over Hops)

14, at Salem-Keizer, 7/4/18 (15-1 win over Hops)

14, at Everett, 6/1/21 (16-2 win over Hops)

13, at Tri-City, 7/13/13 (15-2 win over Hops)

13, Everett at Hillsboro, 7/19/15 (14-6 win over Hops)

13, Vancouver at Hillsboro, 5/18/21 (13-4 win over Hops)

12, at Salem-Keizer, 6/18/16 (14-3 win over Hops)

12, at Eugene, 7/21/14 (13-7 win over Hops)

12, at Everett, 6/4/21 (13-2 win over Hops)

12, Eugene at Hillsboro, 7/9/22 (14-2 win over Hops)

RUNNERS LEFT ON BASE

TEAM RECORDS

- **Most runners left on base, game:**

19, home vs. Vancouver, 8/15/15 (14 inn) (10-9 Hops win)

15, at Eugene, 8/17/14 (17 innings) (9-7 Hops win)

15, at Vancouver, 7/1/19 (6-3 Hops win)

14, eight times (Hillsboro is 7-1 in those games)

Opponent:

15, at Vancouver, 6/30/15 (11 innings) (3-2 loss to Hops)

14, Spokane at Hillsboro, 7/18/13 (5-3 loss to Hops)

14, Salem-Keizer at Hillsboro, 6/23/15 (5-4 loss to Hops)

14, at Everett, 8/12/19 (8-6 win over Hops)

13, eight times (Hillsboro is 5-3 in those games)

- **Most runners left on base, game, both teams combined:**

31, Vanc (12) at Hillsb. (19), 8/15/15 (14 inn) (10-9 Hops win)

28, Hillsboro (15) at Eug (13), 8/17/14 (17 inn) (9-7 Hops win)

26, S-K (12) at Hillsboro (14), 6/23/15 (5-4 Hops win)

26, Tri-City (13) at Hillsboro (13), 8/9/13 (15-4 Hops win)

26, Boise (13) at Hillsb. (13), 8/25/13 (10 inn) (6-5 Hops win)

- **Fewest runners left on base, game:**

0, at Eugene, 8/16/18 (2-1 Hops loss)

1, home vs. Tri-City, 8/28/17 (4-3 Hops loss)

1, at Everett, 6/17/18 (3-2 Hops win)

1, at Eugene, 7/29/22 (5-4 Hops loss)

1, home vs. Vancouver, 5/1/22 (7-0 Hops loss)

2, 23 times

Opponent:

0, Salem-Keizer at Hillsboro, 9/4/19 (2-1 loss to Hops G1 So. Div. Ser.)

0, at Vancouver, 8/25/22 (10-9 win over Hops) (**Yes, 10 runs, 0 LOB**)

1, Spokane at Hillsboro, 8/20/14 (14 innings) (2-1 loss to Hops)

1, Spokane at Hillsboro, 7/10/15 (5-1 loss to Hops)

1, at Eugene, 7/19/16 (8-2 loss to Hops)

1, Eugene at Hillsboro, 8/17/17 (3-0 loss to Hops)

1, Eugene at Hillsboro, 6/22/18 (6-2 win over Hops)
 1, at Eugene, 9/6/18 (3-2 win over Hops in Gm 2 of So. Div. Ser.)
 1, at Tri-City, 5/30/21 (6-3 win over Hops)
 2, 15 times

- **Fewest runners left on base, game, both teams:**
 - 3, Eugene (1) at Hillsboro (2), 8/17/17 (3-0 Hops win)
 - 4, Eugene (1) at Hillsboro (3), 6/22/18 (6-2 Hops loss)
 - 4, Hillsboro (0) at Eugene (4), 8/16/18 (2-1 Hops loss)
 - 4, Spokane (2) at Hillsboro (2), 5/13/22 (4-1 Hops win)
 - 5, six times

WALKS DRAWN

INDIVIDUAL RECORDS

- **Most walks drawn, career:**
 - 96, Andy Yerzy, 2018-19, '21
 - 73, Cam Coursey, 2021-22
 - 65, Taylor Ratliff, 2013-14
 - 60, Caleb Roberts, 2022
 - 50, Tristin English, 2019, '21-22
 - **Most walks drawn, season (short season):**
 - 45, Jesus Marriaga, 2019
 - 38, Marcus Wilson, 2016
 - 37, Andy Yerzy, 2019
 - 37, Bryan Araiza, 2017
 - 34, Taylor Ratliff, 2013
 - **Most walks drawn, season (long season):**
 - 60, Caleb Roberts, 2022
 - 44, Blaze Alexander, 2021
 - 43, Ryan Bliss, 2022
 - 42, Cam Coursey, 2022
 - 34, Nick Dalesandro, 2021
 - **Most walks drawn, game:**
 - 6, Marcus Wilson, at Eugene, 7/19/16 (also a Northwest League Record)
 - 4, Andy Yerzy, home vs. Eugene, 6/29/19
- Opponent:**
- 4, Chaz Frank, Vancouver at Hillsboro, 7/7/13 (19 innings)
 - 4, J.C. Cardenas, at Vancouver, 6/30/15
 - 4, Nate Easley, Tri-City at Hillsboro, 7/4/16
 - 4, Eric Filia, Everett at Hillsboro, 7/13/16
 - 4, Victor Labrada, Everett at Hillsboro, 6/8/22
 - 4, James Parker, Everett at Hillsboro, 6/10/22

TEAM RECORDS

- **Most walks drawn, season (short season):**
 - 311 in 2019
- **Most walks drawn, season (long season):**
 - 452 in 2022
- **Most walks drawn, game:**
 - 17, at Eugene, 7/19/16 (no, 17 is not a typo)
 - 12, at Everett, 9/11/22
 - 11, home vs. Salem-Keizer, 6/20/17 (home opener)
 - 11, at Spokane, 8/26/19
 - 11, at Tri-City, 7/7/21
 - 10, at Everett, 6/13/14 (Opening Night)
 - 10, home vs. Spokane, 8/24/14
 - 10, at Everett, 6/17/17

10, home vs. Spokane, 7/21/17
 10, at Tri-City, 8/10/18
 10, at Tri-City, 6/17/19
 10, at Eugene, 7/21/21

Opponent:

11, at Everett, 8/12/19
 11, Vancouver at Hillsboro, 5/20/21
 11, Eugene at Hillsboro, 9/3/21
 11, at Vancouver, 7/16/22
 10, Spokane at Hillsboro, 7/22/13
 10, Boise at Hillsboro, 8/25/13
 10, at Vancouver, 6/30/15
 10, Everett at Hillsboro, 7/13/16
 10, at Tri-City in Game 4 of NWL Championship Series, 9/10/19
 10, at Tri-City, 6/30/22

- **Most walks drawn, game, both teams combined:**

19, Boise (10) at Hillsboro (9), 8/25/13
 18, Hillsboro (17) at Eugene (1), 7/19/16
 18, Vancouver (9) at Hillsboro (9), 4/28/22
 18, Hillsboro (12) at Everett (6), 9/11/22
 17, Vancouver (8) at Hillsboro (9), 8/15/15
 17, Hillsboro (10) at Everett (7), 6/17/17
 16, two times
 15, six times

- **Fewest walks drawn, game, both teams combined:**

0, Hillsboro at Vancouver, 7/24/14, Game 2 (7 innings)
 0, Eugene at Hillsboro, 6/20/16
 0, Hillsboro at Everett 6/15/18 (Opening Night)
 0, Boise at Hillsboro, 8/16/19
 0, Hillsboro at Eugene, 5/14/21
 1, Hillsboro at Boise, 9/2/14, Game 1 of South Division Series
 1, Tri-City at Hillsboro, 8/23/15
 1, Everett at Hillsboro, 7/3/17
 1, Hillsboro at Tri-City, 8/11/17
 1, Boise at Hillsboro, 8/25/17
 1, Tri-City at Hillsboro, 8/28/17
 1, Hillsboro at Eugene, 8/16/18
 1, Hillsboro at Boise, 8/29/18
 1, Eugene at Hillsboro, 7/20/19

STRIKEOUTS BY BATTER

INDIVIDUAL RECORDS

- **Most strikeouts by batter, career:**
 - 196, Andy Yerzy 2018-19, '21
 - 150, Tristin English, 2019, '21-22
 - 145, Tra Holmes, 2017-18, '21
 - 136, Spencer Brickhouse, 2021-22
 - 133, A.J. Vukovich, 2021-22
- **Most strikeouts by batter, season (short season):**
 - 88, Francis Martinez, 2018
 - 85, Jesus Marriaga, 2019
 - 79, Joey Rose, 2018
 - 71, Bryan Araiza, 2017
 - 67, Andy Yerzy, 2018
- **Most strikeouts by batter, season (long season):**
 - 127, Caleb Roberts, 2022
 - 126, Blaze Alexander, 2021
 - 118, Ryan Bliss, 2022
 - 115, Neyfy Castillo, 2022
 - 105, A.J. Vukovich, 2022

- **Most strikeouts by batter, game:**

4, 38 times

Opponent:

5, Sean Hurley, Vancouver at Hillsboro, 8/15/15
 5, Nick Thurman, at Everett, 8/7/16 (Thurman was Everett's catcher; he struck out five times in same game that Hops catcher Luke Lowery went 5-for-5 w/four extra-base hits and five runs batted in)
 5, Vaun Brown, Eugene at Hillsboro, 7/4/22

30, Boise at Hillsboro, 8/20/15

30, Hillsboro at Eugene, 5/6/22

- **Fewest strikeouts, game, both teams combined:**

6, Hillsboro at Salem-Keizer, 7/4/14
 6, Hillsboro at Vancouver, 7/24/14 Game1 (7 innings)
 6, Boise at Hillsboro, 7/27/14 (10 innings)
 6, Hillsboro at Tri-City, 8/27/14
 6, Salem-Keizer at Hillsboro, 7/14/19

TEAM RECORDS

- **Most strikeouts by Hops batters, season (short season):**

678 in 2018

- **Most strikeouts by Hops batters, season (long season):**

1217 in 2022

- **Fewest strikeouts by Hops batters, season (short seas):**

584 in 2015

- **Most strikeouts by Hops batters, game:**

19, at Eugene, 5/6/22
 18, home vs. Everett, 5/8/21
 17, at Tri-City, 6/18/19 (10 innings)
 17, at Eugene, 5/13/21
 17, at Tri-City, 5/28/21
 17, at Everett, 6/2/21

Most strikeouts by opponent batters:

22, Vancouver at Hillsboro, 8/15/15 (14 innings)
 21, Vancouver at Hillsboro, 7/7/13 (19 innings)
 21, at Eugene, 8/17/14 (17 innings)
 20, Boise at Hillsboro, 8/20/15
 19, at Eugene, 8/14/18
 18, at Everett, 9/8/22
 17, at Everett, 6/15/14
 17, at Eugene, 8/21/19
 17, at Everett, 6/2/21
 17, at Eugene, 7/28/22
 17, at Eugene, 7/29/22

- **Fewest strikeouts by Hops batters, game:**

1, home vs. Spokane, 7/11/15
 1, at Vancouver, 7/2/19
 2, at Salem-Keizer, 7/4/14
 2, home vs. Boise, 7/27/14 (10 innings)
 2, at Tri-City, 8/27/14
 2, home vs. Tri-City, 8/26/15
 2, at Boise, 7/26/17
 2, home vs. Salem-Keizer, 7/24/19
 2, home vs. Eugene, 5/10/21 (7 innings)
 2, home vs. Tri-City, 7/31/21 (10 innings)
 2, home vs. Vancouver, 4/30/22, Game 1 (7 innings)

Fewest strikeouts by opponent batters:

2, at Vancouver, 7/24/14 Game 2 (Vanc. batted in only 6 inn.)
 2, Eugene at Hillsboro, 9/5/21 (7 innings)
 3, 20 times

- **Most strikeouts, game, both teams combined:**

36, Hillsboro at Eugene, 8/17/14 (17 innings)
 36, Vancouver at Hillsboro, 8/15/15 (14 innings)
 34, Hillsboro at Everett, 6/2/21
 33, Hillsboro at Tri-City, 6/18/19 (10 innings)
 32, Vancouver at Hillsboro, 7/7/13 (19 innings)
 32, Hillsboro at Eugene, 8/14/18
 32, Hillsboro at Tri-City, 5/25/21
 32, Hillsboro at Everett, 9/8/22
 31, Everett at Hillsboro, 5/8/21

STOLEN BASES

INDIVIDUAL RECORDS

- **Most stolen bases, career:**

41, Tra Holmes, 2017-18, '21 (in 55 attempts)
 41, A.J. Vukovich, 2021-22 (in 48 attempts)
 40, Taylor Ratliff, 2013-14 (in 50 attempts)
 35, Nick Dalesandro, 2019, '21 (in 42 attempts)
 32, Jorge Barrosa, 2019, '21-22 (in 44 attempts)

- **Most stolen bases, season (short season):**

21, Taylor Ratliff, 2013 (in 24 attempts)
 20, Luke Lowery, 2016 (in 26 attempts)
 20, Jake McCarthy, 2018 (in 28 attempts)
 19, three times

- **Most stolen bases, season (long season):**

35, A.J. Vukovich, 2022 (in 39 attempts)
 33, Nick Dalesandro, 2021 (in 40 attempts)
 31, Ryan Bliss, 2022 (in 43 attempts)
 24, Leodany Perez, 2021 (in 28 attempts)
 20, Jorge Barrosa, 2021 (in 27 attempts)

- **Most stolen bases, game:**

4, Nick Dalesandro, home vs. Everett, 5/7/21
 4, Leodany Perez, home vs. Everett, 5/7/21
 4, A.J. Vukovich, at Spokane, 4/21/22
 3, Josh Parr, at Salem-Keizer, 6/16/13
 3, Taylor Ratliff, at Eugene, 7/3/13
 3, Matt McPhearson, home vs. Eugene, 6/22/16
 3, Luke Lowery, home vs. Tri-City, 7/4/16
 3, Ben DeLuzio, home vs. Spokane, 8/23/16
 3, Kristian Robinson, home vs. Everett, 7/31/19
 3, Jesus Marriaga, at S-K, 9/5/19, game 2 of South Div. Series
 3, Dom Canzone, at Eugene, 5/10/21
 3, A.J. Vukovich, at Vancouver, 8/27/22

Opponent

4, Carlos Herrera, at Boise, 7/25/15
 4, Steward Berroa, at Vancouver, 7/13/22
 3, Marcos Derkes, Boise at Hillsboro, 8/20/15
 3, Eric Rivera, Vancouver at Hillsboro, 7/18/21
 3, Brett Auerbach, Eugene at Hillsboro, 8/15/21
 3, Vaun Brown, Eugene at Hillsboro, 7/7/22
 3, Miguel Hiraldo, Vancouver at Hillsboro, 4/27/22

TEAM RECORDS

- **Most stolen bases, season (short season):**

125 in 2018

- **Most stolen bases, season (long season):**

231 in 2021

- **Most stolen bases, game:**
 - 11, home vs. Everett, 5/7/21 (tied league record set by Portland Mavericks in 1974) (11-for-11)
 - 8, at Vancouver, 8/27/22 (8-for-8)
 - 7, at Eugene, 7/3/13 (7-for-7)
 - 7, at Boise 7/10/14 (7-for-8)
 - 7, at Eugene 8/17/14 (7-for-7)
 - 7, at Eugene, 6/19/21 (7-for-7)
 - 7, home vs. Eugene, 9/3/21 (7-for-8)
 - 7, home vs. Spokane, 8/12/22 (7-for-8)
 - 7, at Everett, 9/7/22 (7-for-7)
 - 6, nine times

Opponent:

6, at Tri-City, 7/12/13 (6-for-6)
 6, Boise at Hillsboro, 7/28/16 (6-for-7)
 6, at Vancouver, 7/13/22 (6-for-6)
 6, Spokane at Hillsboro, 8/9/22 (6-for-6)

- **Most stolen bases, game, both teams combined:**
 - 11, Hillsboro (7) at Eugene (4), 7/17/14 (17 innings)
 - 11, Everett (0) at Hillsboro (11), 5/7/21
 - 9, Everett (4) at Hillsboro (5), 5/9/21 (10 innings)
 - 9, Tri-City (4) at Hillsboro (5), 6/8/21
 - 9, Eugene (2) at Hillsboro (7), 9/3/21
 - 9, Hillsboro (6) at Everett (3), 6/2/21
 - 8, Hillsboro (3) at Vancouver (5), 7/22/18
- **Most stolen bases, inning (since start of 2021 season):**
 - 6, home vs. Everett, 5/7/21
 - 6, home vs. Vancouver, 5/21/21
 - 5, at Eugene, 6/19/21

TIMES CAUGHT STEALING

INDIVIDUAL RECORDS

- **Most times caught stealing, career:**
 - 14, Tra Holmes, 2017-18, '21 (in 41 attempts)
 - 12, Jorge Perez, 2017-18 (in 37 attempts)
 - 12, Jorge Barrosa, 2019, '21-22 (in 44 attempts)
 - 12, Ryan Bliss, 2022 (in 43 attempts)
 - 10, Taylor Ratliff, 2013-14 (in 50 attempts)
- **Most times caught stealing, season (short season):**
 - 11, Jorge Perez, 2018 (in 30 attempts)
 - 8, Jake McCarthy, 2018 (in 28 attempts)
 - 8, Ricky Martinez, 2019 (in 23 attempts)
 - 7, Taylor Ratliff, 2014 (in 26 attempts)
 - 6, four times
- **Most times caught stealing, season (long season):**
 - 12, Ryan Bliss, 2022 (in 43 attempts)
 - 9, Neyfy Castillo, 2022 (in 21 attempts)
 - 7, Nick Dalesandro, 2021 (in 40 attempts)
 - 7, Jorge Barrosa, 2021 (in 27 attempts)
 - 6, Cam Coursey, 2021 (in 20 attempts)
- **Most times caught stealing, game:**
 - 2, Ryan Gebhardt, at Salem-Keizer, 7/25/13
 - 2, Tra Holmes, at Salem-Keizer, 7/5/18
 - 2, Jake McCarthy, at Tri-City, 8/10/18
 - 2, Jorge Perez, home vs. Salem-Keizer, 9/3/18
 - 2, Ricky Martinez, home vs. Salem-Keizer, 7/24/19
 - 2, Jesus Marriaga, home vs. Everett, 8/1/19
 - 2, Cam Coursey, home vs. Vancouver, 7/13/21
 - 2, Elian Miranda, at Spokane, 8/21/21

Opponent:

2, Jamodrick McGruder, at Everett, 6/24/13
 2, Chris Rabago, at Tri-City, 8/27/14
 2, Austin O'Banion, Spokane at Hillsboro, 7/24/17
 2, Fernando Kelli, Eugene at Hillsboro, 6/20/18
 2, Fernando Kelli, Eugene at Hillsboro, 8/22/18
 2, Jordyn Adams, at Tri-City, 6/5/22
 2, Steward Berroa, Vancouver at Hillsboro, 5/24/22

TEAM RECORDS

- **Most times caught stealing, season (short season):**
 - 54 in 2018
- **Most times caught stealing, season (long season):**
 - 68 in 2021
- **Most times caught stealing, game:**
 - 5, home vs. Salem-Keizer, 9/3/18 (0-for-5) (there were no pitchers' pickoffs; all five were caught by catcher Ricardo Genoves)
 - 3, 9 times
- **Opponent:**
 - 3, at Everett, 6/14/14 (3-for-6)
 - 3, Eugene at Hillsboro, 7/1/15 (1-for-4)
 - 3, Salem-Keizer at Hillsboro, 6/20/17 (1-for-4)
 - 3, Vancouver at Hillsboro, 5/19/21 (1-for-4)

TIMES HIT BY PITCH

INDIVIDUAL RECORDS

- **Most times hit by pitch, career:**
 - 22, Tristin English, 2019, '21-22
 - 19, Tra Holmes, 2017-18, '21
 - 16, Andy Yerzy, 2018-19, '21
 - 15, Josh Anderson, 2015-16
 - 14, Jorge Barrosa, 2019, '21-22
- **Most times hit by pitch, season (short season):**
 - 12, Mark Karaviotis, 2016
 - 10, Brian Billigen, 2013
 - 9, Josh Anderson, 2015
 - 9, Tra Holmes, 2017
 - 9, Tra Holmes, 2018
 - 9, Jake McCarthy, 2018
- **Most times hit by pitch, season (long season):**
 - 13, Caleb Roberts, 2022
 - 11, Tristin English, 2021
 - 10, Ryan Bliss, 2022
 - 8, Andy Yerzy, 2021
 - 6, three times
- **Most times hit by pitch, game:**
 - 2, 19 times
- **Opponent:**
 - 3, Melvin Novoa, Spokane at Hillsboro, 7/22/17
 - 3, Vaun Brown, Eugene at Hillsboro, 8/21/22
 - 2, 16 times

TEAM RECORDS

- **Most times hit by pitch, season (short season):**
65 in 2018
- **Most times hit by pitch, season (long season):**
86 in 2022
- **Most times hit by pitch, game:**
5, home vs. Spokane, 8/23/16
4, at Boise, 9/3/15
4, home vs. Boise, 8/28/16
4, at Everett, 6/15/17 (Opening Night)
Opponent:
4, at Tri-City, 7/13/13
4, Everett at Hillsboro, 7/19/15
4, at Spokane, 7/9/17
4, Spokane at Hillsboro, 7/22/17
4, Salem-Keizer at Hillsboro, 9/1/18
4, at Vancouver, 7/14/22
4, at Eugene, 7/30/22
- **Most times hit by pitch, game, both teams combined:**
6, Tri-City (3) at Hillsboro (3), 8/12/13
6, Spokane (1) at Hillsboro (5), 8/23/16
6, Hillsboro (2) at Eugene (4), 7/30/22

SACRIFICE BUNTS

INDIVIDUAL RECORDS

- **Most sacrifice bunts, career:**
8, Taylor Ratliff, 2013-14
7, Pedro Ruiz, 2014
6, Adam Walton, 2016
5, Ryan Dobson, 2017-18
5, Elvin Soto, 2013-14
- **Most sacrifice bunts, season (short season):**
7, Pedro Ruiz, 2014
6, Adam Walton, 2016
4, six players
- **Most sacrifice bunts, season (long season):**
3, Fox Semones, 2022
2, Reece Hampton, 2021
2, Channy Ortiz, 2022
1, three times
- **Most sacrifice bunts, game:**
2, John Leonard, at Tri-City, 7/11/13
Opponent:
2, Felipe Blanco, at Eugene, 7/2/13
2, Kyle Kasser, at Tri-City, 5/29/21

TEAM RECORDS

- **Most sacrifice bunts, season (short season):**
33 in 2013
25 in 2014
15 in 2015
- **Most sacrifice bunts, season (long season):**
7 in 2022

- **Most sacrifice bunts, game:**
3, at Tri-City, 7/11/13
3, home vs. Boise, 8/25/13
Opponent:
3, Everett at Hillsboro, 7/20/15
3, Spokane at Hillsboro, 8/10/22
- **Most sacrifice bunts, game, both teams combined:**
4, Boise (1) at Hillsboro (3), 8/25/13
4, Everett (2) at Hillsboro (2), 6/29/14

SACRIFICE FLIES

INDIVIDUAL RECORDS

- **Most sacrifice flies, career:**
10, Tristin English, 2019, '21-22
8, Cam Coursey, 2021-22
7, Gerard Hernandez, 2015
7, Camden Duzenack, 2017
6, Joey Rose, 2016, '18 (all 6 in 2018)
- **Most sacrifice flies, season (short season):**
7, Gerard Hernandez, 2015
7, Camden Duzenack, 2017
6, Joey Rose, 2018
5, Taylor Ratliff, 2014
5, Ryan Grotjohn, 2017
- **Most sacrifice flies, season (long season):**
7, Tristin English, 2021
5, Cam Coursey, 2021
3, Ryan Bliss, 2022
4, Danny Oriente, 2022
3, three times
- **Most sacrifice flies, game:**
2, Jason Morozowski, home vs. Boise, 8/28/16
2, Keshawn Lynch, at Salem-Keizer, 8/19/18
2, Cam Coursey, home vs. Tri-City, 7/28/21
2, Cam Coursey, at Spokane, 4/24/22
Opponent:
2, Skyler Ewing, at Salem-Keizer, 7/6/14
2, Matt Rose, at Eugene, 7/15/15
2, Ryan Stephens, at Boise, 7/1/16
2, Gio Brusa, Salem-Keizer at Hillsboro, 7/30/16

TEAM RECORDS

- **Most sacrifice flies, season (short season):**
29 in 2017
- **Most sacrifice flies, season (long season):**
34 in 2021
- **Most sacrifice flies, game:**
3, home vs. Boise, 8/6/15
3, home vs. Tri-City, 7/6/16
Opponent:
3, at Salem-Keizer, 7/6/14
3, at Boise, 7/1/16
3, Spokane at Hillsboro, 7/5/19
3, at Spokane, 8/20/21

- **Most sacrifice flies, game, both teams combined:**
4, Vancouver (2) at Hillsboro (2), 8/8/21
3, 21 times

TIMES GROUNDED INTO DP

INDIVIDUAL RECORDS

- **Most times grounded into double play, career:**
18, Andy Yerzy, 2018-19, '21
16, A.J. Vukovich, 2021-22
15, Jordan Parr, 2013-14
14, Tristin English, 2019, '21-22
12, Luis Veras, 2015-16
- **Most times GIDP, season (short season):**
10, Trevor Mitsui, 2015
9, Andy Yerzy, 2018
8, George Roberts, 2013
8, Jordan Parr, 2014
8, Luis Veras, 2016
- **Most times GIDP, season (long season):**
12, A.J. Vukovich, 2022
9, Axel Andueza, 2021
7, Blaze Alexander, 2021
6, four times
- **Most times grounded into double play, game:**
2, Yosbel Gutierrez, at Eugene, 8/21/13
2, Bennie Robinson, home vs. Vancouver, 6/22/2014
2, Luis Veras, home vs. S-K, 9/9/15 (Gm. 3 So. Division Ser.)
2, Josh Anderson, home v. Eug., 9/7/16 (Gm 1 So. Div. Ser.)
2, Luis Lara, home vs. Boise, 8/23/17
2, Andy Yerzy, home vs. Vancouver, 6/23/19
2, Steven Leyton, at Boise, 7/13/19
2, Blaze Alexander, at Spokane, 8/21/21
2, Luvin Valbuena, home vs. Eugene, 9/4/21
2, A.J. Vukovich, at Vancouver, 7/15/22
- Opponent:**
2, Cam Schiller, at Spokane, 8/18/13
2, Henry Charles, at Eugene, 8/21/13
2, Charles Moorman, at Spokane, 7/31/14
2, Miguel Gomez, at Salem-Keizer, 8/17/15
2, Daniel Suero, at Boise, 8/10/16
2, Jose Gonzalez, Eugene at Hillsboro, 8/17/17
2, L.J. Hatch, at Boise, 9/2/17
2, Eric Rivera, Vancouver at Hillsboro, 8/8/21
2, Trevor Schwecke, Vancouver at Hillsboro, 4/30/22
2, Alberto Rodriguez, Everett at Hillsboro, 6/9/22
2, Rob Emery, Eugene at Hillsboro, 8/20/22

TEAM RECORDS

- **Most times GIDP, season (short season):**
62 in 2013
- **Most times GIDP, season (long season):**
71 in 2022

PITCHING RECORDS

WINS

INDIVIDUAL RECORDS

- **Most wins, career:**
11, Kenny Hernandez, 2018, '21-22
10, Jeferson Mejia, 2015-17
10, Marcos Tineo, 2019, '21-22
9, Ben Eckels, 2013-14
8, Jared Miller, 2014-15, '19
8, Deyni Olivero, 2019, '22
- **Most wins, season (short season):**
8, Deyni Olivero, 2019
7, Anfernee Benitez, 2016
7, Jared Miller, 2015
6, eight times
- **Most wins, season (long season):**
7, Jamison Hill, 2022
6, Luke Albright, 2022
6, Scott Randall, 2022
5, Brandon Pfaadt, 2021
4, Slade Cecconi, 2021
4, Ryne Nelson, 2021
4, Justin Vernia, 2021

TEAM RECORDS

- **Most wins, season (short season):**
51 in 2018
- **Most wins, season (long season):**
60 in 2022 (130 games played)

LOSSES

INDIVIDUAL RECORDS

- **Most losses, career:**
10, Marcos Tineo, 2019-22
10, Luke Albright, 2022
8, Kenny Hernandez, 2018, '21-22
7, seven players
- **Most losses, season (short season):**
7, Ross Gerdeman, 2013
6, Ben Eckels, 2013
5, 6 players
- **Most losses, season (long season):**
10, Luke Albright, 2022
7, Nick Snyder, 2021
7, Jamison Hill, 2022
7, Scott Randall, 2022
5, four times

TEAM RECORDS

- **Most losses, season (short season):**
42 in 2013
- **Most losses, season (long season):**
70 in 2022 (130 games played)

SAVES

INDIVIDUAL RECORDS

- **Most saves, career :**
14, Zac Curtis, 2014 (plus four in the 2014 postseason)
11, Josh Green, 2018
9, Christian Montes De Oca, 2022
9, Yaramil Hiraldo, 2019, '21 (all nine in 2021)
8, Bryan Menendez, 2019
8, Eduardo Herrera, 2019
- **Most saves, season (short season):**
14, Zac Curtis, 2014 (plus four in the postseason)
11, Josh Green, 2018
8, Bryan Menendez, 2019
8, Eduardo Herrera, 2019
7, Elbert Gonzalez, 2017
7, Chester Pimentel, 2018
- **Most saves, season (long season):**
9, Yaramil Hiraldo, 2021
9, Christian Montes De Oca, 2022
6, Joe Jones, 2021
5, Nick Snyder, 2021
5, Mailon Arroyo, 2021

TEAM RECORDS

- **Most saves, season (short season):**
30 in 2018
- **Most saves, season (long season):**
34 in 2021

WINNING PERCENTAGE

INDIVIDUAL RECORDS

- **Highest winning percentage, career (min. 6 decisions):**
.857, Junior Garcia (6 wins, 1 loss), 2016-17
.857, Ethan Larrison (6 wins, 1 loss), 2018-19
.857, Kai-Wei Lin (6 wins, 1 loss), 2018, '21
.833, Kevin McCanna (5 wins, 1 loss), 2017
.750, Connor Grey (6 wins, 2 losses), 2016-17
- **Highest winning pct, season (short season) (min. 5 dec.):**
.857, Ethan Larrison (6 wins, 1 loss), 2018
.833, Kevin McCanna (5 wins, 1 loss), 2017
.800, Junior Garcia (4 wins, 1 loss), 2016
.800, Kai-Wei Lin (4 wins, 1 loss), 2018
.800, Michel Gelabert (4 wins, 1 loss), 2019

- **Highest winning pct, season (long season) (min. 5 dec.):**
.800, Ryne Nelson (4 wins, 1 loss), 2021
.667, Slade Cecconi (4 wins, 2 losses), 2021
.600, Andrew Saalfrank (3 wins, 2 losses), 2022
.556, Brandon Pfaadt (5 wins, 4 losses), 2021
.500, Kenny Hernandez (3 wins, 3 losses), 2021
.500, Jamison Hill (7 wins, 7 losses), 2022

TEAM RECORDS

- **Highest winning percentage, season (short season):**
.671 in 2018 (51 wins, 25 losses)
- **Highest winning percentage, season (long season):**
.464 in 2021 (52 wins, 60 losses)

EARNED RUN AVERAGE

INDIVIDUAL RECORDS

- **Lowest ERA, career (minimum 40 innings pitched):**
1.79, Trevor McKenna, 2018-19 (40.2 IP)
1.97, Liu Fuenmayor, 2019, '21-22 (45.2 IP)
2.19, Luis Frias, 2018-19, '21 (86.1 IP)
2.20, Deyni Olivero, 2019, '22 (82 IP)
2.28, Connor Grey, 2016-17 (55.2 IP)
- **Lowest ERA, season (short season) (min. 20 IP):**
0.00, Taylor Clarke, 2015 (21.0 IP)
0.27, Kevin McCanna, 2017 (33.1 IP)
0.45, Daniel Gibson, 2013 (20.0 IP)
0.83, Brody Greer, 2015 (32.2 IP)
0.89, Matt Brill, 2017 (20.1 IP)
- **Lowest ERA, season (long season) (min. 30 IP):**
2.48, Brandon Pfaadt, 2021 (58.0 IP)
2.52, Ryne Nelson, 2021 (39.1 IP)
2.86, Kenny Hernandez, 2022 (50.1 IP)
2.95, Andrew Saalfrank, 2022 (39.2 IP)
2.97, Jose Alcantara, 2022 (36.1 IP)

TEAM RECORDS

- **Lowest earned run average, season (short season):**
2.87 in 2019
- **Lowest earned run average, season (long season):**
4.34 in 2021

WALKS+HITS PER INN. PITCHED

INDIVIDUAL RECORDS

- **Lowest WHIP, career (minimum 40 IP):**
0.83, Connor Grey, 2016-17 (55.2 IP)
0.90, Liu Fuenmayor, 2019, '21-22 (45.2 IP)
0.91, Brandon Pfaadt, 2021 (58.0 IP)
0.98, Justin Garcia, 2018-19 (51.2 IP)
1.00, Jared Miller, 2014-15, '19 (90.1 IP)

- **Lowest WHIP, season (short season) (min. 20 IP):**

0.57, Taylor Clarke, 2015 (21.0 IP)
 0.66, Kevin McCanna, 2017 (33.1 IP)
 0.80, Tyler Holton, 2019 (32.1 IP)
 0.81, Markus Solbach, 2014 (21.0 IP)
 0.85, Johnny Shuttlesworth, 2013 (22.1 IP)

- **Lowest WHIP, season (long season) (min. 30 IP):**

0.89, Ryne Nelson, 2021 (39.1 IP)
 0.91, Brandon Pfaadt, 2021 (58.0 IP)
 1.01, Ross Carver, 2022 (81.1 IP)
 1.14, Kenny Hernandez, 2021 (41.1 IP)
 1.15, Bryce Jarvis, 2021 (37.1 IP)

TEAM RECORDS

- **Lowest WHIP, season (short season):**

1.15 in 2018

- **Lowest WHIP, season (long season):**

1.34 in 2021

BATTING AVERAGE AGAINST

TEAM RECORDS

- **Lowest batting average against, season (short season):**

.205 in 2019 (also a Northwest League record)
 .225 in 2015
 .230 in 2018

- **Lowest batting average against, season (long season):**

.228 in 2022
 .246 in 2021

INNINGS PITCHED

INDIVIDUAL RECORDS

- **Most innings pitched, career:**

162, Marcos Tineo, 2019, '21-22
 159.2, Kenny Hernandez, 2018, '21-22
 131.2, Austin Platt, 2013-14
 131.0, Ben Eckels, 2013-14
 123, Luke Albright, 2022

- **Most innings pitched, season (short season):**

93.2, Ross Gerdeman, 2013
 85.1, Carlos Hernandez, 2015
 83.2, Ben Eckels, 2013
 83.1, Tyler Bolton, 2015
 79.0, Austin Platt, 2013

- **Most innings pitched, season (long season):**

123, Luke Albright, 2022
 108.1, Scott Randall, 2022
 103.1, Jamison Hill, 2022
 81.1, Ross Carver, 2022
 71.2, Marcos Tineo, 2022

- **Most innings pitched, starting pitcher, game:**

9.0, Ross Gerdeman, at Eugene, 8/22/13
 9.0, Kyle Schepel, at Boise, 8/31/13 (no-hitter)

9.0, Jared Miller, home vs. Spokane, 7/10/15
 9.0, Brandon Pfaadt, home vs. Vancouver, 7/14/21
 8.1, Ben Eckels, at Spokane, 8/19/13
 8.0, Ryan Doran, at Spokane, 8/18/13
 8.0, Jared Miller, at Vancouver, 6/29/15
 8.0, Tyler Bolton, home vs. Vancouver, 8/12/15
 8.0, Brett Shankin, home vs. Vancouver, 8/13/15
 8.0, Blake Walston, at Eugene, 7/20/21
 8.0, Kenny Hernandez, at Tri-City, 6/3/22
 8.0, Ross Carver, at Spokane, 6/16/22

Opponent:

9.0, Julio Benitez, at Salem-Keizer, 8/20/17
 8.0, Lars Huijter, Everett at Hillsboro, 7/30/13
 8.0, Ethan Miller, Salem-Keizer at Hillsboro, 8/10/14

- **Fewest innings pitched, starting pitcher, game:**

0.0, Connor Grammes, at Salem-Keizer, 8/10/19
 0.1, Cody Reed, home vs. Boise, 8/20/15
 0.1, Drey Jameson, Everett at Hillsboro, 7/31/19
 0.1, Blake Walston, home vs. Tri-City, 9/8/19 (G2 NWLCS)
 0.1, Josh McMin, home vs. Tri-City, 7/30/21 Game 2
 0.2, Austin Platt, at Eugene, 8/17/14 (game went 17 innings)
 0.2, Tyler Bolton, home vs. Tri-City, 8/27/15
 0.2, Wei-Chieh Huang, at Everett, 8/5/16
 0.2, Jackson Goddard, at Vancouver, 7/16/22

Opponent:

0.0, Hector Yan, Tri-City at Hillsboro, 7/28/21
 0.1, Andrew Leenhouts, Salem-Keizer at Hillsboro, 6/18/14
 0.1, Carlos A. Hernandez, at Everett, 6/16/18
 0.1, Ramon Perez, Tri-City at Hillsboro, 7/14/18
 0.1, Ben Anderson, Spokane at Hillsboro, 7/4/19
 0.2, Andrew Leenhouts, at Salem-Keizer, 8/10/15
 0.2, Cody Mobley, at Everett, 6/17/17
 0.2, Yuniar Perez, Eugene at Hillsboro, 6/28/19
 0.2, Eduarniel Nunez, Eugene at Hillsboro, 7/22/19
 0.2, Brent Killam, Tri-City at Hillsboro, 6/9/21
 0.2, Peter Lambert, at Spokane, 8/22/21 Game 1
 0.2, Jordan Jackson, at Everett, 8/5/22

- **Most innings pitched, relief pitcher, game:**

7.0, Austin Platt, home vs. Vancouver, 7/7/13 (2 ER)
 7.0, Michel Gelabert, at Boise, 7/11/19 (0 ER)
 6.1, Anfernee Benitez, at Everett, 8/5/16 (0 ER)
 6.1, Bryan Valdez, home vs. Spokane, 6/29/18 (1 ER)
 6.0, 8 times

Opponent:

7.0, Chris McMahon, at Spokane, 8/18/21
 6.0, Nick Avila, Eugene at Hillsboro, 6/29/21
 6.0, Connor Nurse, Eugene at Hillsboro, 9/4/21

TEAM RECORDS

- **Most innings pitched, season (short season):**

686.2 in 2014

- **Most innings pitched, season (long season):**

1129.2 in 2022

- **Most innings pitched, game:**

19.0, home vs. Vancouver, 7/7/13 (5-4 win)
 17.0, at Eugene, 8/17/14 (9-7 win)
 14.0, home vs. Spokane, 8/20/14 (2-1 win)
 14.0, home vs. Vancouver, 8/15/15 (10-9 win)
 13.0, home vs. Spokane, 7/21/13 (6-5 win)
 13.0, home vs. Salem-Keizer, 9/9/15 (6-5 win, G3 So. Div. Ser)
 13.0, home vs. Salem-Keizer, 6/21/17 (5-3 loss)
 12.0, home vs. Everett, 7/20/15 (4-3 win)
 12.0, home vs. Salem-Keizer, 6/20/17 (7-6 win)

COMPLETE GAMES

9-0, home vs. Spokane, 7/5/19
8-0, at Spokane, 8/30/16

INDIVIDUAL RECORDS

- **Most complete games, career and season:**

1, Austin Platt, 2013
1, Ross Gerdeman 2013
1, Kyle Schepel 2013
1, Jared Miller 2015
1, Brandon Pfaadt, 2021
1, Drey Jameson, 2021
1, Ross Carver, 2022

TEAM RECORDS

- **Most complete games, season (short season):**

3 in 2013
1 in 2015

- **Most complete games, season (long season):**

2 in 2021

SHUTOUTS

INDIVIDUAL RECORDS

- **Most complete-game shutouts, career and season:**

1, Ross Gerdeman 2013
1, Kyle Schepel 2013
1, Brandon Pfaadt, 2021

TEAM RECORDS

- **Most complete-game shutouts, season (short season):**

2 in 2013

- **Most complete-game shutouts, season (long season):**

1 in 2021

- **Most shutouts, season (short season):**

11, 2015 (Northwest League record)
11, 2019 (Northwest League record)

- **Most shutouts, season (long season):**

4, 2021

- **Largest win by shutout:**

15-0, home vs. Spokane, 7/21/17
12-0, home vs. Eugene, 6/17/13 (1st home game ever)
12-0, at Boise, 9/3/15
11-0, home vs. Tri-City, 7/11/18
11-0, home vs. Boise, 7/7/19
10-0, at Boise, 6/26/14
10-0, home vs. Salem-Keizer, 7/28/15
9-0, home vs. Everett, 7/27/13
9-0, home vs. Spokane, 7/11/15

- **Largest loss by shutout:**

10-0, home vs. Spokane, 5/11/22 (Spo. only win in 6g series)
9-0, at Tri-City, 7/31/15
9-0, home vs. Tri-City, 7/5/16

NO-HITTERS

- **Complete-game no-hitters:**

1, Kyle Schepel, at Boise, 8/31/13 (first complete-game no-hitter longer than 5 innings in the Northwest League in 20 years, since Glenn Dishman in 1993)

Opponent:

none

- **Combined no-hitters:**

None (The Hops did throw nine innings of no-hit baseball vs. Boise on 8/13/14, but didn't score a run and the game went to extra innings tied 0-0. With one out in the top of the 10th, Boise's David Bote had a double for the Hawks' only hit of the game; Hillsboro won the game 1-0 in the bottom of the 10th as Taylor Ratliff drew a bases-loaded walk)

Opponent:

none

HITS ALLOWED

INDIVIDUAL RECORDS

- **Most hits allowed, career:**

153, Kenny Hernandez, 2018, '21-22
147, Marcos Tineo, 2019, '21-22
130, Austin Platt, 2013-14
125, Luke Albright, 2022
122, Tyler Mark, 2015-16

- **Most hits allowed, season (short season):**

94, Tyler Bolton, 2015
88, Ross Gerdeman, 2013
81, Scott Schultz, 2014
81, Kenny Hernandez, 2018
79, Tyler Mark, 2016

- **Most hits allowed, season (long season):**

125, Luke Albright, 2022
104, Justin Vernia, 2021
101, Scott Randall, 2022
82, Jamison Hill, 2022
64, Marcos Tineo, 2022

- **Most hits allowed, game:**

12, Scott Schultz, home vs. Eugene, 8/9/14
11, Ryan Doran, at Boise, 7/10/14
11, Nick Baker, at Spokane, 8/1/14
11, Tyler Bolton, home vs. Boise, 8/22/15
10, 15 times

Opponent:

12, Ryne Slack, at Spokane, 7/17/13
12, Jose Rosario, at Boise, 9/1/13
11, Angel Mejia, at Tri-City, 7/25/16
11, Melvin Adon, Salem-Keizer at Hillsboro, 7/30/16
10, 11 times

TEAM RECORDS

- **Most hits allowed, season (short season):**
655 in 2014
- **Most hits allowed, season (long season):**
958 in 2022
- **Fewest hits allowed, season (short season):**
498 in 2019
- **Fewest hits allowed, season (long season):**
902 in 2021 (112-game season)
958 in 2022 (130-game season)
- **Most hits allowed, game:**
22, home vs. Vancouver, 7/6/13 (16-4 loss)
20, home vs. Boise, 7/29/14 (11-2 loss)
20, at Everett, 6/1/21 (16-2 loss)
18, at Salem-Keizer, 7/4/18 (15-1 loss)
18, home vs. Vancouver, 5/18/21 (13-4 loss)
17, 2 times (both in 2021)
16, 4 times, including at Vancouver, 8/2/13 (9-8, 10-inning win, most hits allowed in a win)
- **Fewest hits allowed, game:**
0, at Boise, 8/31/13 (Kyle Schepel 9-inn CG no-hitter)
1, Boise at Hillsboro, 8/13/14 (2-1, 10-inning win)
1, Vancouver at Hillsboro, 8/5/17 (6-0 win)
1, S-K at Hillsboro, 9/4/19 (2-1 win G1 of North Div. Series)
1, at Eugene, 5/6/22 (1-0 loss to Eugene)
1, home vs. Spokane, 8/14/22 (5-1 win)
2, 19 times (12 home, 7 road)

RUNS ALLOWED

INDIVIDUAL RECORDS

- **Most runs allowed, career:**
88, Austin Platt, 2013-14
82, Marcos Tineo, 2019, '21-22
80, Luke Albright, 2022
74, Kenny Hernandez, 2018, '21-22
64, Tyler Mark, 2015-16
- **Most runs allowed, season (short season):**
48, Austin Platt, 2014
45, Tyler Bolton, 2015
44, Tyler Keele, 2017
41, Scott Schultz, 2014
41, Tyler Mark, 2016
- **Most runs allowed, season (long season):**
80, Luke Albright, 2022
59, Justin Vernia, 2021
56, Jamison Hill, 2022
47, Marcos Tineo, 2022
46, Scott Randall, 2022
- **Most runs allowed, game:**
11, Austin Platt, at Salem-Keizer, 8/12/14 (starter) (8 ER)
9, Luis Madero, at Eugene, 7/30/17 (starter) (9 ER)
9, Hunter Haworth, at Everett, 6/1/21 (reliever) (5 ER)
8, Austin Platt, at Eugene, 7/21/14 (starter) (5 ER)
8, Taylor Wright, home vs. Tri-City, 7/5/16 (starter) (8 ER)
8, Mitch Aker, home vs. Everett, 7/3/17 (starter) (3 ER)
8, Riley Smith, home vs. Spokane, 7/22/17 (starter) (8 ER)

8, Slade Cecconi, at Everett, 6/4/21 (starter) (7 ER)
8, Drey Jameson, at Eugene, 6/19/21 (starter) (8 ER)
8, Scott Randall, at Vancouver, 7/17/22 (starter) (8 ER)

Opponent:

9, Jonathan Vargas, Tri-City at Hillsboro, 8/9/13 (starter) (8 ER)
9, Alex Nolan, Vancouver at Hillsboro, 8/28/21 (starter) (9 ER)
9, Chad Dallas, Vancouver at Hillsboro, 5/25/22 (starter) (5 ER)
8, Thyago Vieira, Everett at Hillsboro, 7/27/13 (starter) (8 ER)
8, Jose Rosario, at Boise, 9/1/13 (starter) (8 ER)
8, Nick Gonzalez, at Salem-Keizer, 8/12/14 (starter) (7 ER)
8, Jose Marte, at Salem-Keizer, 8/22/17 (starter) (2 ER)
8, Billy Layne, at Spokane, 8/23/19 (reliever) (7 ER)
8, C.J. Van Eyk, Vancouver at Hillsboro, 7/16/21 (starter) (7 ER)
8, Mason Black, Eugene at Hillsboro, 8/18/22 (starter) (6 ER)

- **Most runs allowed, game, reliever:**

7, Austin Platt, at Tri-City, 7/13/13 (3 ER)
7, Chase Stevens, home vs. Spokane, 7/22/13 (7 ER)
7, Jose Martinez, at Salem-Keizer 6/18/16 (2 ER)
7, Dallas Newton, at Spokane, 8/29/16 (7 ER)
7, Wilfry Cruz, at Salem-Keizer, 8/9/19 (7 ER)
7, Kai-Wei Lin, home vs. Everett, 5/6/21 (7 ER)

Opponent:

8, Billy Layne, at Spokane, 8/23/19 (7 ER)
7, Braxton Lorenzini, Tri-City at Hillsboro, 7/6/16 (7 ER)
7, Alex DuBord, at Salem-Keizer, 8/19/18 (6 ER)
7, Kelvin Nunez, at Everett, 8/6/22 (7 ER)

TEAM RECORDS

- **Most runs allowed, season (short season):**
342 in 2016
- **Most runs allowed, season (long season):**
620 in 2022
- **Fewest runs allowed, season (short season):**
245 in 2019
- **Fewest runs allowed, season (long season):**
550 in 2021 (112-game season)
620 in 2022 (130-game season)
- **Most runs allowed, game:**
16, home vs. Vancouver, 7/6/13 (16-4 loss)
16, at Tri-City, 7/13/13 (15-2 loss)
16, at Everett, 6/1/21 (16-2 loss)
15, at Salem-Keizer, 7/4/18 (15-1 loss)
14, at Salem-Keizer, 8/12/14 (14-11 loss)
14, home vs. Everett, 7/19/15 (14-6 loss)
14, at Salem-Keizer, 6/18/16 (14-3 loss)
14, home vs. Eugene, 7/9/22 (14-2 loss)
13, at Eugene, 7/22/14 (13-7 loss)
13, home vs. Spokane, 7/24/17 (13-1 loss)
13, at Everett, 6/4/21 (13-2 loss)
13, home vs. Vancouver, 5/18/21 (13-4 loss)

EARNED RUNS ALLOWED

INDIVIDUAL RECORDS

- **Most earned runs allowed, career:**
75, Luke Albright, 2022
72, Marcos Tineo, 2019, '21-22
67, Kenny Hernandez, 2018, '21-22
61, Austin Platt, 2013-14
55, Tyler Mark, 2015-16
- **Most earned runs allowed, season (short season):**
38, Austin Platt, 2014
37, Ross Gerdeman, 2013
36, Tyler Bolton, 2015
36, Tyler Keele, 2017
35, Scott Schultz, 2014
- **Most earned runs allowed, season (long season):**
75, Luke Albright, 2022
52, Justin Vernia, 2021
50, Jamison Hill, 2022
46, Scott Randall, 2022
45, Marcos Tineo, 2022
- **Most earned runs allowed, game:**
9, Luis Madero, at Eugene, 7/30/17 (starter)
8, Austin Platt at Salem-Keizer, 8/12/14 (starter)
8, Taylor Wright, home vs. Tri-City, 7/5/16 (starter)
8, Riley Smith, home vs. Spokane, 7/22/17 (starter)
8, Drey Jameson, at Eugene, 6/19/21 (starter)
8, Scott Randall, at Vancouver, 7/17/22 (starter)
- Opponent:**
9, Alex Nolan, Vancouver at Hillsboro, 8/28/21 (starter)
8, Thyago Vieira, Everett at Hillsboro, 7/27/13 (starter)
8, Jonathan Vargas, Tri-City at Hillsboro, 8/9/13 (starter)
8, Jose Rosario at Boise, 9/1/13 (starter)
- **Most earned runs allowed, game, reliever:**
7, Chase Stevens, home vs. Spokane, 7/22/13
7, Dallas Newton, at Spokane, 8/29/16
7, Wilfry Cruz, at Salem-Keizer, 8/9/19
- Opponent:**
7, Braxton Lorenzini, Tri-City at Hillsboro, 7/6/16
7, Billy Layne, at Spokane, 8/23/19
7, Kelvin Nunez, at Everett, 8/6/22
- **Most ER allowed, game, without recording an out:**
5, John Pedrotty, at Boise, 6/27/14
5, Ethan Elias, home vs. Boise, 8/28/16
4, Ariel Hernandez, home vs. Everett, 7/19/15
4, Nick Snyder, at Eugene, 6/17/21
4, Bobby Ay, at Eugene, 5/8/22
4, Julio Frias, home vs. Vancouver, 5/25/22
4, Bobby Ay, home vs. Eugene, 7/9/22
4, Hugh Fisher, at Vancouver, 8/24/22
3, Troy Marks, home vs. Spokane, 7/12/15
3, Rafael Pujols, home vs. Everett, 6/30/17
- Opponent:**
6, Cesar Yanez, Salem-Keizer at Hillsboro, 6/22/17
4, Richard White, at Everett, 6/22/13 Game 2
4, Sam Thoele, Boise at Hillsboro, 8/24/17
4, Hector Yan, Tri-City at Hillsboro, 7/28/21
3, Jarret Leverett, Salem-Keizer at Hillsboro, 7/28/15
3, Brad Schreiber, at Boise, 8/31/18
3, Sidney Duprey, Salem-Keizer at Hillsboro, 9/2/18

WALKS ALLOWED

INDIVIDUAL RECORDS

- **Most walks allowed, career:**
67, Austin Platt, 2013-14
67, Marcos Tineo, 2019, '21-22
60, Jeferson Mejia, 2015-17
56, Luke Albright, 2022
54, Ben Eckels, 2013-14
- **Most walks allowed, season (short season):**
40, Ben Eckels 2013
40, Austin Platt 2013
31, Anfernee Benitez, 2016
31, Jeferson Mejia, 2015
27, three players
- **Most walks allowed, season (long season):**
56, Luke Albright, 2022
46, Jamison Hill, 2022
40, Marcos Tineo, 2022
36, Julio Frias, 2022
34, Nick Snyder, 2021
- **Most walks allowed, game:**
7, Kyle Schepel, home vs. Boise, 8/25/13 (starter)
5, 17 times (15 of the 17 by starters; the only relievers with five walks in a game are Ariel Hernandez, at Tri-City, 7/30/15; and Nick Snyder, home vs. Vancouver, 5/20/21)
- Opponent:**
8, Rigoberto Garcia, at Everett, 6/13/14 (starter)
7, Bryan Woo, at Everett, 9/11/22 (starter)
6, Bryan Hudson, at Eugene, 7/19/16 (starter)
6, Denis Diaz, Vancouver at Hillsboro, 8/12/16 (starter)
6, C.D. Pelham, at Spokane, 8/31/16 (starter)
6, Robinson Pina, at Tri-City, 5/26/21 (starter)
6, Seth Corry, Eugene at Hillsboro, 6/30/21 (starter)
6, Tony Locey, Spokane at Hillsboro, 5/11/22 (starter)
6, Abdiel Mendoza, at Vancouver, 8/23/22 (starter)
(NOTE: The most walks by a reliver against the Hops is five, and it's happened twice—Enrique de los Rios at Eugene on 7/19/16, and Ramon Perez at Tri-City on 6/18/19.)

TEAM RECORDS

- **Most walks allowed, season (short season):**
305 in 2013
- **Most walks allowed, season (long season):**
559 in 2022
- **Fewest walks allowed, season (short season):**
205 in 2018
- **Fewest walks allowed, season (long season):**
396 in 2021 (112-game season)
559 in 2022 (130-game season)
- **Most walks allowed, game:**
11, at Everett, 8/12/19
11, home vs. Vancouver, 5/20/21
11, home vs. Eugene, 9/3/21
11, at Vancouver, 7/16/22
10, home vs. Spokane, 7/22/13
10, home vs Boise, 8/25/13
10, at Vancouver, 6/30/15

10, home vs. Everett, 7/13/16
10, at Tri-City, 9/10/19 (Gm 4 of NWL Championship Series)
10, at Tri-City, 6/30/22

Opponent:

17, at Eugene, 7/19/16
12, at Everett, 9/11/22
11, Salem-Keizer at Hillsboro, 6/20/17 (Hops home opener)
11, at Spokane, 8/26/19
11, at Tri-City, 7/7/21
10, at Everett, 6/13/14 (Opening Night)
10, Spokane at Hillsboro, 8/24/14
10, at Everett, 6/17/17
10, Spokane at Hillsboro, 7/21/17
10, at Tri-City, 8/10/18
10, at Tri-City, 6/17/19
10, at Tri-City, 7/21/21

● **Most walks allowed, game, both teams combined:**

19, Boise (9) at Hillsboro (10), 8/25/13
18, Hillsboro (1) at Eugene (17), 7/19/16
18, Vancouver (9) at Hillsboro (9), 4/28/22
18, Hillsboro (6) at Everett (12), 9/11/22
17, Vancouver (9) at Hillsboro (8), 8/15/15
17, Hillsboro (7) at Everett (10), 6/17/17
16, two times
15, six times

● **Fewest walks allowed, game, both teams combined:**

0, Hillsboro at Vancouver, 7/24/14 Game 2 (7 innings)
0, Eugene at Hillsboro, 6/20/16
0, Hillsboro at Everett, 6/15/18 (Opening Night)
0, Boise at Hillsboro, 8/16/19
0, Hillsboro at Eugene, 5/14/21
1, nine times

STRIKEOUTS

INDIVIDUAL RECORDS

● **Most strikeouts, career:**

179, Marcos Tineo, 2019, '21-22
147, Kenny Hernandez, 2018, '21-22
130, Luke Albright, 2022
117, Ben Eckels, 2013-14
115, Jamison Hill, 2022

● **Most strikeouts, season (short season):**

93, Carlos Hernandez, 2014
75, Tyler Mark, 2016
72, Cody Reed, 2015
72, Tyler Keele, 2017
72, Luis Frias, 2019

● **Most strikeouts, season (long season):**

130, Luke Albright, 2022
115, Jamison Hill, 2022
104, Scott Randall, 2022
97, Ross Carver, 2022
92, Marcos Tineo, 2022

● **Most strikeouts, game:** (27 occurrences of 10+ strikeouts)

13, Jamison Hill, at Eugene, 7/29/22
12, Anderson Placido, at Everett, 6/15/14
12, Carlos Hernandez, home vs. S-K, 9/8/15 (G2 So. Div. Ser.)
11, Ben Eckels, home vs. Tri-City, 7/14/14
11, Jared Miller, at Eugene, 7/16/15
11, Alex Gouin, at Eugene, 7/10/16

11, Tyler Holton, at Eugene, 8/21/19
11, Bryce Jarvis, at Everett, 6/3/21
11, Blake Walston, at Eugene, 7/20/21
11, Brandon Pfaadt, at Eugene, 7/21/21
11, Drey Jameson, at Eugene, 7/24/21
11, Brandon Pfaadt, at Vancouver, 8/7/21
10, Scott Schultz, at T-C, 8/25/14 (**only reliever with 10+ Ks**)
10, Carlos Hernandez, home vs. Eugene, 7/2/15
10, Cody Reed, at Everett, 7/6/15
10, Carlos Hernandez, home vs. Everett, 7/18/15
10, Tyler Mark, home vs. Salem-Keizer, 6/28/16
10, Tyler Vail, home vs. Vancouver, 8/4/17
10, Tyler Holton, at Spokane, 8/26/19
10, Tyler Holton, home vs. S-K, 9/4/19 (Gm 1 So. Div. Series)
10, Matt Tabor, home vs. Everett, 5/8/21
10, Ryne Nelson, at Everett, 6/2/21
10, Slade Cecconi, at Eugene, 7/22/21
10, Blake Walston, home vs. Vancouver, 4/30/22
10, Ross Carver, at Eugene, 5/6/22
10, Ross Carver, home vs. Spokane, 5/13/22
10, Ross Carver, home vs. Tri-City, 7/23/22

Opponent:

12, Brandon Williamson, at Everett, 6/6/21
11, Davis Daniel, at Tri-City, 5/28/21
11, Robinson Pina, Tri-City at Hillsboro, 7/27/21
11, Trenton Wallace, at Vancouver, 8/26/22
10, Jesus Castillo, at Eugene, 7/9/16
10, Reggie McClain, Everett at Hillsboro, 7/17/16
10, Dylan Cease, Eugene at Hillsboro, 9/5/16
10, Ricky Vanasco, Spokane at Hillsboro, 7/5/19
10, Levi Stoudt, at Everett, 6/2/21
10, Kai-Wei Teng, at Eugene, 6/16/21
10, Kyle Harrison, at Eugene, 5/6/22
10, Tony Locey, Spokane at Hillsboro, 5/11/22
10, Nick Mondak, Tri-City at Hillsboro, 9/4/22
10, Keaton Winn, at Eugene, 7/29/22

(NOTE: an opposing pitcher has struck out 10 or more Hops on 14 occasions; five of those 14 happened in 2021 and five in 2022. It happened only four times in the Hops' seven years as a short-season club)

● **Most strikeouts, game, reliever:**

10, Scott Schultz, at Tri-City, 8/25/14
9, Ariel Hernandez, home vs. Boise, 8/20/15
9, Wei-Chieh Huang, home vs. Spokane, 8/21/16
9, Kevin McCanna, home vs. Vancouver, 8/5/17
9, Kevin McCanna, home vs. Tri-City, 8/30/17
8, Marcos Tineo, home vs. Eugene, 7/22/19
8, Marcos Tineo, at Eugene, 8/20/19
7, six times

Opponent:

8, Tim Elliott, Everett at Hillsboro, 5/4/21
8, Dylan King, at Tri-City, 5/29/21
8, Chris McMahon, at Spokane, 8/18/21
7, eight times

TEAM RECORDS

● **Most strikeouts, season (short season):**

742 in 2019

● **Most strikeouts, season (long season):**

1318 in 2022

● **Most strikeouts, game:**

22, home vs. Vancouver, 8/15/15 (14 innings)
21, home vs. Vancouver, 7/7/13 (19 innings)
21, at Eugene, 8/17/14 (17 innings)

20, home vs. Boise, 8/20/15
 19, at Eugene, 8/14/18
 18, at Everett, 9/8/22
 17, at Everett, 6/15/14
 17, at Eugene, 8/21/19
 17, at Everett, 6/2/21
 17, at Eugene, 7/28/22
 17, at Eugene, 7/29/22

Opponent:

19, at Eugene, 5/6/22
 18, Everett at Hillsboro, 5/8/21
 17, at Tri-City, 6/18/19 (10 innings)
 17, at Eugene, 5/13/21
 17, at Tri-City, 5/28/21
 17, at Everett, 6/2/21

● **Most strikeouts, game, without issuing a walk:**

19, at Eugene, 8/14/18

● **Most strikeouts, game, both teams combined:**

36, Hillsboro at Eugene, 8/17/14 (17 innings)
 36, Vancouver at Hillsboro, 8/15/15 (14 innings)
 34, Hillsboro at Everett, 6/2/21
 33, Hillsboro at Tri-City, 6/18/19 (10 innings)
 32, Vancouver at Hillsboro, 7/7/13 (19 innings)
 32, Hillsboro at Eugene, 8/14/18
 32, Hillsboro at Tri-City, 5/25/21
 32, Hillsboro at Everett, 9/8/22
 31, Everett at Hillsboro, 5/8/21
 30, Boise at Hillsboro, 8/20/15
 30, Hillsboro at Eugene, 5/6/22

● **Fewest strikeouts, game, both teams combined:**

6, Hillsboro at Salem-Keizer, 7/4/14
 6, Hillsboro at Vancouver, 7/24/14 Game1 (7 innings)
 6, Boise at Hillsboro, 7/27/14 (10 innings)
 6, Hillsboro at Tri-City, 8/27/14
 6, Salem-Keizer at Hillsboro, 7/14/19

4, Conor Grammes, at Everett, 6/1/21
 3, Austin Platt, at Salem-Keizer, 8/12/14
 3, Mitch Aker, home vs. Everett, 7/3/17
 3, Wilfry Cruz, at Salem-Keizer, 8/9/19
 3, Kenny Hernandez, home vs. Spokane, 6/27/21
 3, Blake Walston, home vs. Eugene, 6/30/21
 3, Scott Randall, at Eugene, 5/4/22

Opponent:

4, Andrew Barnett, at Spokane, 8/2/14
 4, Alex Nolan, Vancouver at Hillsboro, 8/28/21
 4, Austin Kitchen, at Spokane, 4/19/22
 3, Austin Moore, Boise at Hillsboro, 8/28/16
 3, Ryne Inman, at Everett, 6/15/17
 3, Alex DuBord, at Salem-Keizer, 8/19/18
 3, Aaron Phillips, Eugene at Hillsboro, 8/11/21
 3, Will Ethridge, at Spokane, 6/17/22

TEAM RECORDS

● **Most home runs allowed, season (short season):**

52 in 2018

● **Most home runs allowed, season (long season):**

111 in 2021

● **Fewest home runs allowed, season (short season):**

27 in 2013

● **Fewest home runs allowed, season (long season):**

107 in 2022

● **Most home runs allowed, game:**

6, at Everett, 6/1/21 (in 16-2 Everett win)
 5, home vs. Salem-Keizer, 9/2/18 (in 9-7 Hops win)
 4, at Salem-Keizer, 7/4/18 (in 15-1 S-K win)
 4, at Salem-Keizer, 8/19/18 (in 9-8 Hops win)
 4, at Eugene, 6/20/21 (in 7-5 Eugene win)
 4, home vs. Spokane, 6/27/21 (in 7-5 Spokane win)
 4, home vs. Eugene, 8/12/21 (in 11-6 Eugene win in 10 inn)
 4, at Eugene, 5/4/22 (in 7-6 Eugene win)

HOME RUNS ALLOWED

INDIVIDUAL RECORDS

● **Most home runs allowed, career:**

20, Kenny Hernandez, 2018, '21-22
 17, Luke Albright, 2022
 14, Scott Randall, 2022
 12, Tyler Mark, 2015-16
 12, Blake Walston, 2019, '21-22

● **Most home runs allowed, season (short season):**

11, Kenny Hernandez, 2018
 8, Tyler Mark, 2016
 8, Mitch Aker, 2017
 7, Tyler Keele, 2017
 5, six players

● **Most home runs allowed, season (long season):**

17, Luke Albright, 2022
 14, Scott Randall, 2022
 12, Blake Walston, 2021
 9, Drey Jameson, 2021
 9, Jamison Hill, 2022

● **Most home runs allowed, game:**

4, Kenny Hernandez, home vs. Salem-Keizer, 9/2/18
 (no-decision in a 9-7 Hops win)

HIT BATTERS

INDIVIDUAL RECORDS

● **Most batters hit by pitch, career:**

19, Ben Eckels, 2013-14
 15, Hugh Fisher, 2022
 14, Jose Martinez, 2013, '15-17
 11, Austin Platt, 2013-14
 11, Conor Grammes, 2019, '21-22

● **Most batters hit by pitch, season (short season):**

15, Ben Eckels, 2013
 8, Jose Martinez, 2013
 8, Tyler Keele, 2017
 7, Tyler Bolton, 2015
 7, Riley Smith, 2017

● **Most batters hit by pitch, season (long season):**

15, Hugh Fisher, 2022
 9, Luke Albright, 2022
 9, Bobby Ay, 2022
 8, Conor Grammes, 2022
 7, three times

- **Most batters hit by pitch, game:**
 - 3, Ben Eckels, at Salem-Keizer, 6/14/13 (first game in franchise history)
 - 3, Blake Forslund at Tri-City, 7/13/13
 - 3, Ross Carver, at Vancouver, 7/15/22
 - 3, Christian Montes De Oca, at Vancouver, 7/14/22

Opponent:

- 3, Konner Wade, Tri-City at Hillsboro, 8/12/13
- 3, Ivan Fortunato, at Everett, 6/19/18
- 3, Seth Corry, at Eugene, 6/18/21
- 3, Nick Swiney, at Eugene, 5/8/22
- 3, Trenton Wallace, at Vancouver, 8/26/22 (had 11 K's)

TEAM RECORDS

- **Most batters hit by pitch, season (short season):**
63 in 2017
- **Most batters hit by pitch, season (long season):**
103 in 2022
- **Most batters hit by pitch, game:**
 - 4, at Tri-City, 7/13/13
 - 4, home vs. Everett, 7/19/15
 - 4, at Spokane, 7/9/17
 - 4, home vs. Spokane, 7/22/17
 - 4, home vs. Salem-Keizer, 9/1/18
 - 4, at Vancouver, 7/14/22
 - 4, at Eugene, 7/30/22
- Opponent:**
 - 5, Spokane at Hillsboro, 8/23/16
 - 4, at Boise, 9/3/15
 - 4, Boise at Hillsboro, 8/28/16
 - 4, at Everett, 6/15/17 (Opening Night)
- **Most batters hit by pitch, game, both teams combined:**
 - 6, Tri-City (3) at Hillsboro (3), 8/12/13
 - 6, Spokane (5) at Hillsboro (1), 8/23/16
 - 6, Hillsboro (2) at Eugene (4), 7/30/22

WILD PITCHES

INDIVIDUAL RECORDS

- **Most wild pitches, career:**
 - 32, Marcos Tineo, 2019, '21-22
 - 21, Jeferson Mejia, 2015-17
 - 17, Tyler Mark, 2015-16
 - 16, Austin Platt, 2013-14
 - 16, Anfernee Benitez, 2016-17
- **Most wild pitches, season (short season):**
 - 15, Anfernee Benitez, 2016
 - 11, Ariel Hernandez, 2015
 - 11, Tyler Mark, 2016
 - 11, Ariel Hernandez, 2016
 - 10, three players
- **Most wild pitches, season (long season):**
 - 15, Marcos Tineo, 2022
 - 13, Luke Albright, 2022
 - 12, Jamison Hill, 2022
 - 11, Julio Frias, 2022
 - 9, Hugh Fisher, 2022

- **Most wild pitches, game:**
 - 4, Anfernee Benitez, home vs. Vancouver, 8/15/16
 - 4, Tyler Mark, at Salem-Keizer, 8/18/16
 - 4, Marcos Tineo, at Spokane, 8/19/21
 - 4, Luke Albright, at Vancouver, 7/13/22
 - 3, 15 times

Opponent:

- 4, Matt Pope, at Salem-Keizer, 8/18/16
- 3, 11 times

TEAM RECORDS

- **Most wild pitches, season (short season):**
91 in 2016
- **Most wild pitches, season (long season):**
128 in 2022
- **Most wild pitches, game:**
 - 5, at Salem-Keizer, 6/19/16
 - 5, home vs. Everett, 7/15/16
 - 5, home vs. Vancouver 8/15/16
 - 5, at Salem-Keizer, 8/18/16
 - 5, at Eugene, 7/29/17
- Opponent:**
 - 6, at Salem-Keizer, 8/18/16
 - 5, Tri-City at Hillsboro, 8/18/19
- **Most wild pitches, game, both teams combined**
 - 11, Hillsboro (5) at Salem-Keizer (6), 8/18/16
 - 8, Hillsboro (5) at Eugene (3), 7/29/17
 - 6, 11 times

BALKS

INDIVIDUAL RECORDS

- **Most balks, career:**
 - 3, Brody Greer, 2015
 - 3, Marcos Tineo, 2019, '21-22
 - 3, Jose Santamaria, 2021-22
 - 2, 11 players
- **Most balks, season (short season):**
 - 3, Brody Greer, 2015
 - 2, six players
- **Most balks, season (long season):**
 - 3, Jose Santamaria, 2022
 - 2, Blake Workman, 2021
 - 2, Marcos Tineo, 2022
 - 2, Hugh Fisher, 2022
 - 2, Conor Grammes, 2022
- **Most balks, game:**
 - 2, Brody Greer, home vs. Vancouver, 8/15/15
 - 2, Jhoan Duran, at Boise, 9/1/17
- Opponent:**
 - 3, Erick Julio, at Boise, 7/3/16
 - 2, Jesus Castillo, at Eugene, 7/9/16
 - 2, Erling Moreno, Eugene at Hillsboro, 9/3/16
 - 2, Jol Concepcion, Vancouver at Hillsboro, 5/27/22

TEAM RECORDS

- **Most balks, season (short season):**

11 in 2019

- **Most balks, season (long season):**

17 in 2022

- **Most balks, game:**

2, home vs. Vancouver, 8/15/15
2, at Tri-City, 7/21/16
2, at Eugene, 7/29/17
2, at Eugene, 6/14/19
2, home vs. Eugene, 7/21/19
2, home vs. Vancouver, 5/19/21

Opponent:

3, at Boise, 7/3/16
2, Vancouver at Hillsboro, 6/24/14
2, at Everett, 7/7/15
2, at Eugene, 7/9/16
2, Eugene at Hillsboro, 9/3/16
2, at Salem-Keizer, 7/6/18
2, Vancouver at Hillsboro, 5/27/22

- **Most balks, game, both teams combined:**

3, Hillsboro (0) at Boise (3), 7/3/16

FIELDING RECORDS

ERRORS

INDIVIDUAL RECORDS

- **Most errors, career:**

26, Sergio Alcantara, 2015-16
22, A.J. Vukovich, 2021-22
20, Josh Anderson, 2015-16
19, Jordan Parr, 2013-14
18, Ryan Gebhardt, 2013
18, Justin Gonzalez, 2014
18, Blaze Alexander, 2021

- **Most errors, season (short season):**

22, Sergio Alcantara, 2015
18, Ryan Gebhardt, 2013
18, Justin Gonzalez, 2014
16, Jordan Parr, 2013
14, Josh Anderson, 2016

- **Most errors, season (long season):**

18, Blaze Alexander, 2021
18, A.J. Vukovich, 2022
13, Ryan Bliss, 2022
10, Axel Andueza, 2021
9, Tristin English, 2021
8, Cam Coursey, 2021
8, Caleb Roberts, 2022
5, four players

- **Most errors, game:**

4, Jordan Parr, home vs. Vancouver, 7/4/13 (all four at 3B)
4, Jake Mayers, at Salem-Keizer, 8/12/14 (all four at 3B)

Opponent:

3, Blake Miller, Salem-Keizer at Hillsboro, 8/14/13 (all three at 1B)
3, Franchy Cordero, at Eugene, 7/19/14 (all three at SS)
3, Ti'Quan Forbes, at Spokane, 6/20/15 (all three at 3B)
3, Ezequiel Tovar, at Boise, 7/26/19 (all three at 2B)

- **Most errors, game (pitcher):**

2, Karl Triana, at Salem-Keizer, 6/16/13
2, Austin Platt, home vs. Spokane, 7/18/13
2, Austin Platt, home vs. Tri-City, 8/11/13
2, Carlos Hernandez, at Tri-City, 8/2/15
2, Bobby Ay, home vs. Vancouver, 4/26/22
2, Ross Carver, at Vancouver, 7/15/22

Opponent:

2, Jonathan Vargas, Tri-City at Hillsboro, 8/9/13
2, Mike Bunal, at Boise, 7/25/17
2, Adrian Martinez, Tri-City at Hillsboro, 7/11/18
2, Jorge Benitez, Everett at Hillsboro, 7/31/19
2, Cristopher Molina, at Tri-City, 7/10/21

- **Most errors, game (catcher):**

2, Ryan January, at Tri-City, 6/17/19
2, Nick Dalesandro, home vs. Eugene, 7/3/21

Opponent:

2, Jose Trevino, Spokane at Hillsboro, 8/21/14
2, Miguel Gomez, Salem-Keizer at Hillsboro, 6/25/15
2, Hidekel Gonzalez, at Boise, 6/28/18
2, Blake Hunt, at Tri-City, 7/12/18
2, Daniel Cope, Spokane at Hillsboro, 6/26/21
2, Cole Barr, at Everett, 5/20/22

- **Most errors, game (first baseman):**

2, Josh Anderson, home vs. Eugene, 7/1/15
2, Justin Chigbogu, at Tri-City, 7/24/16
2, Zack Shannon, home vs. Eug., 9/6/18 (Gm 2 So. Div. Ser.)
2, Andy Yerzy, at Salem-Keizer, 6/26/19
2, Andy Yerzy, at Spokane, 8/25/19

Opponent:

3, Blake Miller, Salem-Keizer at Hillsboro, 8/14/13

- **Most errors, game (second baseman):**

2, William Castillo, at Tri-City, 7/13/13
2, Galli Cribbs Jr., home vs. Salem-Keizer, 7/28/15
2, Manny Jefferson, at Salem-Keizer, 8/18/16
2, Cam Coursey, home vs. Spokane, 5/11/22

Opponent:

3, Ezequiel Tovar, at Boise, 7/26/19

- **Most errors, game (third baseman):**

4, Jordan Parr, home vs. Vancouver, 7/4/13
4, Jake Mayers at Salem-Keizer, 8/12/14

Opponent:

3, Ti'Quan Forbes, at Spokane, 6/20/15

- **Most errors, game (shortstop):**

3, Justin Gonzalez, at Salem-Keizer, 7/5/14
3, Sergio Alcantara, at Vancouver, 6/28/15
3, Sergio Alcantara, at Eugene, 7/15/15...
3, Sergio Alcantara, at Eugene, 8/30/15
3, Geraldo Perdomo, at Boise, 8/31/18)

Opponent:

3, Franchy Cordero, at Eugene, 7/19/14

- **Most errors, game (outfielder):**

2, Luis Veras, home vs. Boise, 8/7/15
2, Jesus Marriaga, at Vancouver, 7/1/19

Opponent:

2, Franmil Reyes, Eugene at Hillsboro, 6/19/13
 2, D.J. McKnight, at Vancouver, 6/24/16
 2, Trevor Boone, Boise at Hillsboro, 8/29/19
 2, Mack Mueller, Vancouver at Hillsboro, 4/28/22

- **Most errors, game (left fielder):**

2, Luis Veras, home vs. Boise, 8/7/15
 2, Jesus Marriaga, at Vancouver, 7/1/19

Opponent:

1, many times

- **Most errors, game (center fielder):**

2, Eduardo Diaz, home vs. Vancouver, 5/23/21

Opponent:

1, many times

- **Most errors, game (right fielder):**

1, many times

Opponent:

2, Franmil Reyes, Eugene at Hillsboro, 6/19/13
 2, D.J. McKnight, at Vancouver, 6/24/16
 2, Trevor Boone, Boise at Hillsboro, 8/29/19
 2, Mack Mueller, Vancouver at Hillsboro, 4/28/22

TEAM RECORDS

- **Most errors, season (short season):**

103 in 2016

- **Most errors, season (long season):**

103 in 2021

- **Fewest errors, season (short season):**

58 in 2018

- **Fewest errors, season (long season):**

102 in 2022 (130 games)
 103 in 2021 (112 games)

- **Most errors, game:**

6, at Everett, 6/21/13 (seventh game in franchise history)
 6, home vs. Vancouver, 7/4/13 (21st game in franchise hist.)
 6, at Everett, 7/5/15
 6, home vs. Tri-City, 7/7/16
 6, at Spokane, 8/22/21 Game 2 (made 9E in doubleheader)
 5, at Salem-Keizer 6/15/13 (second game in franchise history)
 5, at Tri-City, 7/13/13 (29th game in franchise history)
 5, home vs. Everett, 6/30/14
 5, home vs. Boise, 7/29/14
 5, at Salem-Keizer, 8/12/14
 5, at Vancouver, 6/28/15
 5, at Eugene, 8/30/15
 5, at Eugene, 7/18/16
 5, home vs. Boise, 6/23/17
 5, at Vancouver, 7/1/19
 5, home vs. Tri-City, 9/8/18 (Game 2 NWL Champ. Series)

Opponent:

6, at Vancouver, 7/22/14
 5, at Spokane, 6/20/15
 5, Everett at Hillsboro, 6/29/17
 5, at Boise, 7/25/17
 5, Eugene at Hillsboro, 8/12/21
 5, Everett at Hillsboro, 4/12/22

DOUBLE PLAYS**INDIVIDUAL RECORDS**

- **Most double plays, career:**

66, Andy Yerzy, 2018-19, '21
 64, Ryan Bliss, 2022
 62, Cam Coursey, 2021-22
 52, Spencer Brickhouse, 2021-22
 46, Blaze Alexander, 2021
 43, George Roberts, 2013-14
 43, Sergio Alcantara, 2015-16

- **Most double plays, season (short season):**

45, Andy Yerzy, 2019
 40, Ryan Gebhardt, 2014
 36, Francis Martinez, 2018
 34, George Roberts, 2013
 33, Trevor Mitsui, 2015

- **Most double plays, season (long season):**

64, Ryan Bliss, 2022
 46, Blaze Alexander, 2021
 42, Cam Coursey, 2021
 36, Spencer Brickhouse, 2021
 31, Axel Andueza, 2021
 20, Cam Coursey, 2022

- **Most double plays, game:**

4, Spencer Brickhouse, home vs. Everett, 5/6/21
 4, Roman Ruiz, at Tri-City, 7/10/21

TEAM RECORDS

- **Most double plays, season (short season):**

74 in 2013

- **Most double plays, season (long season):**

101 in 2022

- **Most double plays, game:**

4, home vs. Salem-Keizer, 7/25/19
 4, home vs. Everett, 5/6/21
 4, at Tri-City, 7/10/21

Opponent:

4, Vancouver at Hillsboro, 6/22/14
 4, Vancouver at Hillsboro, 6/23/19
 4, Eugene at Hillsboro, 6/29/21

TRIPLE PLAYS**TEAM RECORDS**

- **Hops triple plays:**

None

Opponent:

1, at Tri-City, 7/10/21 (Dom Canzone and Tristin English singled in the top of the third. With runners at first and second, Andy Yerzy struck out swinging. English broke for second on the play, and Canzone broke late for third, then tried to get back. Both were tagged out near second base.)

OUTFIELD ASSISTS

INDIVIDUAL RECORDS

- **Most outfield assists, career:**
 - 13, Tra Holmes, 2017-18, '21
 - 11, Taylor Ratliff, 2013-14
 - 8, Bryan Araiza, 2017
 - 7, Jorge Perez, 2017-18
 - 7, Yogey Perez-Ramos, 2013
 - 7, Caleb Roberts, 2022
- **Most outfield assists, season (short season):**
 - 8, Bryan Araiza, 2017
 - 7, Yogey Perez-Ramos, 2013
 - 6, Taylor Ratliff, 2013
 - 6, Tra Holmes, 2018
 - 6, Jorge Perez, 2018
- **Most outfield assists, season (long season):**
 - 7, Caleb Roberts, 2022
 - 6, Eduardo Diaz, 2021
 - 4, Neyfy Castillo 2022
 - 3, four times
- **Most outfield assists, game:**
 - 2, Jorge Perez, at Salem-Keizer, 7/4/18
 - 2, Kristian Robinson, home vs. Spokane, 7/6/19
 - 2, Fox Semones, at Vancouver, 8/25/22

Opponent:

2, Phillips Castillo, Everett at Hillsboro, 7/26/13
2, Tre Carter, at Tri-City, 6/17/19
2, Fernando Kelli, Eugene at Hillsboro, 6/29/19

TEAM RECORDS

- **Most outfield assists, season (short season):**
 - 22 in 2017
- **Most outfield assists, season (long season):**
 - 25 in 2022
- **Most outfield assists, game:**
 - 2, 17 times
- **Opponent:**
 - 3, Everett at Hillsboro, 7/26/13
 - 3, Eugene at Hillsboro, 6/29/19
 - 2, 19 times
- **Most outfield assists, game, both teams combined:**
 - 4, Everett (3) at Hillsboro (1), 7/26/13
 - 3, eight times

CATCHERS' CAUGHT STEALING

INDIVIDUAL RECORDS

- **Highest caught-stealing %, career (min. 30 attempts):**
 - 42.0%, Nick Dalesandro, 2019, '21 (29 caught in 69 attempts)
 - 41.9%, Jose Queliz, 2015-16 (18 caught in 43 attempts)
 - 37.8%, Luke Lowery, 2016-17 (17 caught in 45 attempts)
 - 34.6%, Yosbel Gutierrez, 2013 (18 caught in 52 attempts)
 - 32.4%, Daulton Varsho, 2017 (11 caught in 34 attempts)

- **Highest CS %, season (short season) (min. 25 attempts):**
 - 44.8%, Jose Queliz, 2015 (13 caught in 29 attempts)
 - 39.5%, Luke Lowery, 2016 (17 caught in 43 attempts)
 - 34.6%, Yosbel Gutierrez, 2013 (18 caught in 52 attempts)
 - 34.0%, Elvin Soto, 2014 (15 caught in 44 attempts)
 - 32.3%, Daulton Varsho, 2017 (11 caught in 34 attempts)
- **Highest CS %, season (long season) (min. 35 attempts):**
 - 44.0%, Nick Dalesandro, 2021 (22 caught in 50 attempts)
 - 30.6%, Andy Yerzy, 2021 (11 caught in 36 attempts)
 - 22.0%, Ramses Malave, 2022 (10 caught in 45 attempts)
 - 17.0%, Caleb Roberts, 2022 (8 caught in 47 attempts)
 - 16.0%, Adrian Del Castillo, 2022 (11 caught in 69 attempts)
- **Most runners caught stealing by catcher, game:**
 - 3, Tyler Baker, at Everett, 6/14/14 (in 6 attempts)
 - 3, Jose Queliz, home vs. Eugene, 7/1/15 (in 4 attempts)
 - 3, Cole Thompson, home vs. Salem-Keizer, 6/20/17 (in 4 att.)
 - 3, Nick Dalesandro, home vs. Vancouver, 5/19/21 (in 4 att.)

Opponent:

5, Ricardo Genoves, Salem-Keizer at Hillsboro, 9/3/18
3, 9 times

TEAM RECORDS

- **Highest caught-stealing pct, season (short season):**
 - 37.7% in 2019 (26 caught in 69 attempts)
- **Highest caught-stealing pct, season (long season):**
 - 28.4% in 2021 (40 caught in 101 attempts)

PASSED BALLS

INDIVIDUAL RECORDS

- **Most passed balls, career:**
 - 16, Elvin Soto, 2013-14 (in 75 games)
 - 16, Nick Dalesandro, 2019, '21 (in 74 games)
 - 15, Adrian Del Castillo, 2022 (in 54 games)
 - 14, Luke Lowery, 2016-17 (in 40 games)
 - 13, Andy Yerzy, 2018, '21 (in 74 games)
 - 13, Alexis Olmeda, 2015-16 (in 60 games)
- **Most passed balls, season (short season):**
 - 14, Luke Lowery, 2016 (in 37 games)
 - 10, Elvin Soto, 2013 (in 36 games)
 - 9, Tim Susnara, 2017 (in 31 games)
 - 7, three times
- **Most passed balls, season (long season):**
 - 15, Adrian Del Castillo, 2022 (in 54 games)
 - 13, Nick Dalesandro, 2021 (in 57 games)
 - 9, Caleb Roberts, 2022 (in 28 games)
 - 6, Andy Yerzy, 2021 (in 30 games)
 - 6, Ramses Malave, 2022 (in 36 games)
- **Most passed balls, game:**
 - 3, Elvin Soto, at Eugene, 7/2/13
 - 2, 17 times
- **Opponent:**
 - 3, Fernando Pujadas, Salem-Keizer at Hillsboro, 7/28/15
 - 3, Charlie Welch, at Everett, 5/21/22
 - 2, 15 times

- **Fewest PB per game caught, career (min. 20g)**
0.05, Nate Irving, 2014-15 (1 PB, 20 games)
0.11, Daulton Varsho, 2017 (4 PB, 36 games)
0.11, Ryan January, 2018-19 (4 PB, 36 games)
0.15, Lyle Lin, 2019, '22 (5 PB, 34 games)
0.16, Yosbel Gutierrez, 2013 (5 PB, 31 games)
(Note: Tyler Baker, 2014, fell one game short of qualifying; he had no PB in 19 games)
- **Fewest PB per game, season (short season) (min. 15g)**
0.00, Tyler Baker, 2014 (0 PB, 19 games)
0.11, Daulton Varsho, 2017 (4 PB, 36 games)
0.13, Ryan January, 2018 (3 PB in 23 games)
0.15, Elvin Soto, 2014 (6 PB in 39 games)
0.16, Andy Yerzy, 2018 (7 PB in 44 games)
- **Fewest PB per game, season (long season) (min. 30g)**
0.17, Ramses Malave, 2022 (6 PB, 36 games)
0.20, Andy Yerzy, 2021 (6 PB, 30 games)
0.23, Nick Dalesandro, 2021 (13 PB, 57 games)

TEAM RECORDS

- **Most passed balls, season (short season):**
23 in 2016
- **Most passed balls, season (long season):**
33 in 2022
- **Fewest passed balls, season (short season):**
10 in 2014
- **Fewest passed balls, season (long season):**
26 in 2021

SERVICE TIME

GAMES/SEASONS PLAYED

INDIVIDUAL RECORDS

- **Most games played, career:**
187, Andy Yerzy, 2018-19, '21
175, Tristin English, 2019, '21-22
145, Cam Coursey, 2021-22
136, A.J. Vukovich, 2021-22
128, Jorge Barrosa, 2019, '21-22
- **Most games played, season (short season):**
71, Sergio Alcantara, 2015
69, Ryan Gebhardt, 2013
69, Trevor Mitsui, 2015
67, Yogey Perez-Ramos, 2013
67, Luke Lowery, 2016
- **Most games played, season (long season):**
111, Caleb Roberts, 2022
110, Ryan Bliss, 2022
106, A.J. Vukovich, 2022
92, Blaze Alexander, 2021
83, Tristin English, 2021

- **Most games pitched, career:**
53, Wesley Rodriguez, 2016, '18, '21 (all in relief)
52, Marcos Tineo, 2019, '21-22 (22 starter, 30 relief)
51, Kai-Wei Lin, 2018, '21 (all in relief)
43, Nick Snyder, 2019, '21 (all in relief)
39, Hugh Fisher, 2022 (all in relief)
- **Most games pitched, season (short season):**
28, Jake Winston, 2016 (all in relief)
27, Dustin Loggins, 2014 (all in relief)
26, Cody Geyer, 2014 (all in relief)
25, Riley Smith, 2016 (all in relief)
25, Josh Green, 2018 (all in relief)
- **Most games pitched, season (long season):**
39, Hugh Fisher, 2022 (all in relief)
34, Nick Snyder, 2021 (all in relief)
33, Marcos Tineo, 2022 (10 as starter, 23 in relief)
29, Kai-Wei Lin, 2021 (all in relief)
29, Jose Alcantara, 2022 (all in relief)
29, Kyle Backhus, 2022 (all in relief)
- **Most games as starting pitcher, career:**
26, Luke Albright, 2022
23, Ben Eckels, 2013-14
23, Tyler Mark, 2015-16
22, Marcos Tineo, 2019, '21-22
21, Jamison Hill, 2022
21, Scott Randall, 2022
- **Most games as starting pitcher, season (short season):**
15, Carlos Hernandez, 2015
15, Tyler Bolton, 2015
15, Tyler Mark, 2016
14, three times
- **Most games as starting pitcher, season (long season):**
26, Luke Albright, 2022
21, Scott Randall, 2022
21, Jamison Hill, 2022
15, Ross Carver, 2022
12, Drey Jameson, 2021
12, Slade Cecconi, 2021
- **Most seasons appeared in (pitcher or position player):**
4, Jose Martinez (2013, 2015, 2016, 2017)
3, Jared Miller (2014, 2015, 2019)
3, Jeferson Mejia (2015, 2016, 2017)
3, Tucker Ward (2015, 2016, 2017)
3, Carlos Hernandez (2015, 2017, 2018)
3, Luis Frias (2018, 2019, 2021)
3, Wesley Rodriguez (2016, 2018, 2021)
3, Andy Yerzy (2018, 2019, 2021)
3, Tra Holmes (2017, 2018, 2021)
3, Jorge Barrosa (2019, 2021, 2022)
3, Tristin English (2019, 2021, 2022)
3, Kenny Hernandez (2018, 2021, 2022)
3, Marcos Tineo (2019, 2021, 2022)
3, Blake Walston (2019, 2021, 2022)
3, Liu Fuenmayor (2019, 2021, 2022)
3, Conor Grammes (2019, 2021, 2022)

MISC. RECORDS

PLAYERS/PITCHERS USED

- **Most players used, season (short season):**
63 in 2016 (at the time was a Northwest League record, which has since been broken)
- **Most players used, season (long season):**
64 in 2021
64 in 2022
- **Most players used, game:**
22, home vs. Vancouver, 8/15/15 (14 innings)
22, home vs. Eugene, 9/5/16
20, at Everett, 7/4/15 (10 innings)
20, at Eugene, 9/9/16 (Game 3 of South Div. Series)
19, three times
18, six times
Opponent:
21, at Eugene, 8/17/14 (17 innings)
18, Vancouver at Hillsboro, 8/15/15 (14 innings)
(Note: the most players used by a Hops opponent in a 9-inning game is 17, done 12 times)
- **Most players used, game, both teams combined:**
40, Vancouver (18) at Hillsboro (22), 8/15/15 (14 innings)
39, Hillsboro (18) at Eugene (21), 8/17/14 (17 innings)
37, Hillsboro (20) at Everett (17), 7/4/15 (10 innings)
(Note: the record for most players used by both teams in a 9-inning game is 35, accomplished twice: Eugene at Hillsboro on 9/1/14 and Eugene at Hillsboro on 9/5/16)
- **Fewest players used, game, both teams combined:**
21, Hillsboro (10) at Everett (11), 6/22/13 Game 1 (7 innings)
21, Hillsboro (11) at Salem-Keizer (10), 8/20/17
21, Vancouver (11) at Hillsboro (10), 7/14/21
21, Spokane (11) at Hillsboro (10), 5/13/22 (7 innings, rain)
- **Most pitchers used, season (short season):**
38 in 2018
- **Most pitchers used, season (long season):**
37 in 2021
- **Most pitchers used, game:**
9, home vs. Vancouver, 8/15/15 (14 innings)
8, at Eugene, 8/17/14 (17 innings)
7, 10 times (including 8 times in a 9-inning game)
Opponent:
10, at Eugene, 8/17/14 (17-inning game)
7, five times (including three times in a 9-inning game)
- **Most pitchers used, game, both teams combined:**
18, Hillsboro (8) at Eugene (10), 8/17/14 (17-inning game)
16, Vancouver (7) at Hillsboro (9), 8/15/15 (14 innings)
14, Hillsboro (7) at Tri-City (7), 8/2/15
13, Tri-City (7) at Hillsboro & (6), 7/14/18 (11 innings)
13, Boise (6) at Hillsboro (7), 7/18/18 (10 innings)

- **Fewest pitchers used, game, both teams combined:**
3, Hillsboro (1) at Everett (2), 6/22/13 Game 1 (7 innings)
3, Hillsboro (2) at Salem-Keizer (1), 8/20/17
3, Vancouver (2) at Hillsboro (1), 7/14/21
3, Spokane (2) at Hillsboro (1), 5/13/22 (7 innings, rain)
3, Spokane (1) at Hillsboro (2), 5/14/22 Game 1 (7 innings)
4, 12 times
- **Most position players used, season (short season):**
31 in 2016
- **Most position players used, season (long season):**
32 in 2022
- **Most non-pitchers used, game:**
15, home vs. Eugene, 9/5/16
14, five times
13, seven times
Opponent:
14, Eugene at Hillsboro, 7/2/15 (11 innings)
13, four times
- **Most non-pitchers used, game, both teams combined:**
25, seven times (including three times in a 9-inning game)
- **Most pinch-hitters used, game:**
2, 11 times
Opponent:
3, at Salem-Keizer, 8/11/14
3, Eugene at Hillsboro, 7/2/15
2, thirteen times
- **Most pinch-runners used, game:**
2, seven times
Opponent:
2, four times

LENGTH OF GAME

- **Longest game, innings:**
19, home vs. Vancouver, 7/7/13 (5-4 win)
17, at Eugene, 8/17/14 (9-7 win)
14, home vs. Spokane, 8/20/14 (2-1 win)
14, home vs. Vancouver, 8/15/15 (10-9 win)
13, home vs. Spokane, 7/21/13 (6-5 win)
13, home vs. Salem-Keizer, 9/9/15 (6-5 win, G3 So. Div. Ser)
13, home vs. Salem-Keizer, 6/21/17 (5-3 loss)
12, home vs. Everett, 7/20/15 (4-3 win)
12, home vs. Salem-Keizer, 6/20/17 (7-6 win)
(NOTE: the Hops are 8-1 in games of at least 12 innings.)
- **Shortest game, innings:**
7, 17 times (16 times in doubleheaders, 1 time in rain-shortened game)
- **Longest game, time:**
5:28, home vs. Vancouver, 7/7/13 (19 innings) (5-4 win)
5:28, at Eugene, 8/17/14 (17 innings) (9-7 win)
5:19, home vs. Vancouver, 8/15/15 (14 innings) (10-9 win)
4:15, home vs. Spokane, 7/21/14 (14 innings) (6-5 win)
4:11, home vs. Salem-Keizer, 9/9/15 (13 innings) (6-5 win in Game 3 of South Division Series)
4:12, home vs. Salem-Keizer, 6/21/17 (13 innings) (5-3 loss)
4:09, home vs. Salem-Keizer, 6/20/17 (12 innings) (7-6 win)
4:09, home vs. Vancouver, 8/3/17 (11 innings) (9-8 win)
4:07, home vs. Tri-City, 7/14/18 (11 innings) (7-6 win)
3:56, at Everett, 7/4/15 (10 innings) (8-7 win)
3:49, home vs. Everett, 5/9/21 (11 innings) (8-7 loss)

3:48, at Tri-City, 7/21/16 (9 innings) (9-8 win)
(Note: The Hops have played 12 games lasting 3:48 or longer, and they are 10-2 in those games. They have played 43 games lasting 3:30 or longer, and are 24-18 in those games, but were just 4-9 in 2021. No game in 2022 lasted 3:30 or longer.)

- **Longest game, time (9-inning game):**

3:48, at Tri-City, 7/21/16 (9-8 win)
3:45, at Eugene, 6/17/21 (10-9 loss)
3:39, home vs. Vancouver, 8/27/21 (8-7 loss)
3:37, home vs. Spokane, 7/23/17 (5-3 loss)
3:37, at Tri-City, 5/28/21 (3-2 win)
3:37, at Tri-City, 7/7/21 (9-7 win)
3:36, at Boise, 9/2/17 (14-7 win)
3:36, at Salem-Keizer, 7/6/18 (6-5 win)
3:36, at Tri-City, 6/20/19 (6-5 loss)
3:36, home vs. Vancouver, 7/13/21 (3-2 loss)

- **Longest game, time, pitch clock era (since 4/15/22):**

(These records are since the pitch clock began being enforced on 4/15/22)
3:29, home vs. Vancouver, 4/28/22 (10 innings) (9-8 win)
3:13, home vs. Vancouver, 4/27/22 (11 innings) (7-6 win)
3:10, home vs. Everett, 6/10/22 (9-3 loss)
3:09, at Everett, 8/7/22 (14-11 win)
3:03, at Vancouver, 7/16/22 (12-2 loss)
2:59, at Everett, 9/11/22 (8-5 win)

- **Shortest game, time (at least 9 innings):**

1:42, home vs. Spokane, 5/10/22 (5-0 win)
1:53, at Spokane, 4/23/22 (3-1 loss)
1:56, home vs. Vancouver, 5/24/22 (3-2 win)
1:56, home vs. Eugene, 8/20/22 (5-2 win)
1:59**, home vs. Eugene, 8/30/14 (1-0 win)
2:00**, home vs. Vancouver, 8/13/15 (1-0 win)
2:02, at Spokane, 4/20/22 (2-0 loss)
2:02, at Spokane, 6/16/22 (4-2 win)
2:03, home vs. Everett, 4/17/22 (13-1 win)
2:05**, home vs. Everett, 7/30/13 (6-0 loss)
2:05**, home vs. Salem-Keizer, 8/20/17 (2-0 win)
** pre-pitch clock

(Note: the Hops have played 20 doubleheader games in their history scheduled for seven innings, plus one game shortened by rain to 7 innings. The shortest of those were 1:30 home vs. Spokane in G2 on 5/14/22; 1:42 home vs. Vancouver in G1 on 4/30/22; and 1:43 at Vancouver in G2 on 7/24/14.)

ATTENDANCE

- **Largest official attendance, home game:**

(The Hops have played 14 home games with an attendance of 5,000 or more; they are 10-4 in those games)
5506, vs. Spokane, 7/3/18 (4-3 win)
5302, vs. Tri-City, 7/4/16 (7-3 win)
5282, vs. Everett, 7/3/17 (8-4 loss)
5273, vs. Tri-City, 7/24/22 (14-5 win)
5239, vs. Spokane, 7/4/19 (3-2 loss)
5213, vs. Eugene, 7/3/15 (5-4 win)
5211, vs. Eugene, 7/3/21 (6-1 win)
5205, vs. Everett, 7/3/14 (7-6 win)
5205, vs. Boise, 8/22/15 (6-4 loss)
5177, vs. Salem-Keizer, 6/23/15 (5-4 win)
5137, vs. Eugene, 7/4/22 (5-3 win)

5110, vs. Spokane, 8/12/22 (8-1 win)
5093, vs. Eugene, 6/20/16 (6-0 loss)
5052, vs. Boise, 7/27/14 (4-3, 10-inning win)
4997, vs. Salem-Keizer, 7/12/14 (6-5 loss)

- **Largest official attendance, road game:**

7061, at Spokane, 8/1/14 (10-1 loss)
7031, at Spokane, 8/2/14 (12-9 win)
7023, at Spokane, 6/19/15 (10-3 win)
6908, at Spokane, 7/7/17 (6-5 win)
6842, at Spokane, 7/27/18 (6-4, 11-inning win)
6812, at Spokane, 7/28/18 (3-2 win)
6818, at Spokane, 8/17/13 (7-5, 10-inning win)
6733, at Spokane, 8/24/19 (9-6 loss)
6471, at Spokane, 6/20/15 (6-3 win)
6458, at Spokane, 6/18/15 (6-5 loss)
(Note: above are the top 10 Hops' road attendance figures. The next 18 on the list are all at Vancouver, all since 2016, all with Vancouver's official sellout attendance of 6413; the Hops are 8-10 in those 18 games.)

- **Smallest official attendance, home game:**

NOTE: does not include pandemic-affected 2021 season
847, vs. Everett, 4/13/22
851, vs. Everett, 4/12/22
861, vs. Everett, 4/14/22
921, vs. Vancouver, 4/26/22
1017, vs. Spokane, 5/10/22

- **Smallest official attendance, road game:**

NOTE: does not include pandemic-affected 2021 season
520, at Salem-Keizer, 9/7/15
768, at Everett, 5/19/22
783, at Eugene, 5/6/22
819, at Everett, 9/6/22
913, at Boise, 9/2/14
939, at Everett, 7/6/15
959, at Eugene, 5/8/22
1006, at Tri-City, 5/31/22

- **Largest official attendance, home season (short season):**

143,412 in 2015

- **Largest official attendance, home season (long season):**

150,792 in 2022

OFFICIAL GAME TEMPERATURE

- **Warmest officially recorded game-time temperature:**

107 degrees, at Tri-City, 8/9/18
105 degrees, at Tri-City, 7/31/15
104 degrees, home vs. Tri-City, 7/15/18
104 degrees, home vs. Spokane, 6/26/21
104 degrees, at Tri-City, 8/10/18
103 degrees, at Salem-Keizer, 8/19/16
103 degrees, home vs. Vancouver, 8/3/17
101 degrees, at Tri-City, 8/1/15
101 degrees, at Tri-City, 7/10/21
100 degrees, at Tri-City, 7/30/15
100 degrees, at Salem-Keizer, 8/18/16
100 degrees, at Spokane, 7/6/17
100 degrees, at Spokane, 7/7/17
100 degrees, at Tri-City, 7/6/21
100 degrees, home vs. Eugene, 8/12/21

● **Coldest officially recorded game-time temperature:**

42 degrees, home vs. Tri-City, 4/10/22

44 degrees, home vs. Everett, 4/12/22

45 degrees, at Eugene, 5/8/22

47 degrees, home vs. Everett, 4/14/22

48 degrees, at Eugene, 5/7/22

49 degrees, home vs. Tri-City, 4/9/22

49 degrees, home vs. Everett, 4/13/22

49 degrees, home vs. Everett, 4/16/22

52 degrees, at Everett, 6/13/14 (Opening Night)

(As a short-season club from 2013-2019, the coldest game-time temperature was 52 degrees, at Everett on 6/13/14; the coldest game-time temperature at home was 59 degrees, vs. Eugene, 6/18/13 in the second home game in franchise history. During the Hops' seven seasons as a short-season club, there were four games that had officially recorded game-time temperatures between 52 and 59 degrees.)

