



INDIANAPOLIS

INDIANS

2020 MEDIA GUIDE

AMERICA'S OLDEST BREWERY®

SINCE 1829



Yuengling®

SPREAD
YOUR
WINGS®

Enjoy Responsibly. ©2020 D.G. Yuengling & Son, Inc., Pottsville, PA 17901





TABLE OF CONTENTS

2020 Indians Front Office2-10

Bruce Schumacher	2
Randy Lewandowski	2
Max Schumacher	3
Joel Zawacki	4
Matt Guay	4
Front Office Staff	5
2019 Community Relations Highlights	6-10

2020 Indianapolis Indians11-66

Brian Esposito	12
Joel Hanrahan	13
Jon Nunnally	14
Argenis Diaz	15
Justin Ahrens & Alan Burr	15
Player Profiles	16-66

The International League67-84

Facts, Playoffs, Divisional Results	68
All-Star Game, National Championship	69
Opponent Pages	70-82
Map of Triple-A Clubs	83
Indianapolis Governors' Cup Championship Photos	84

2019 in Review85-102

Final Statistics	86
Notes and Highlights	87
Team Award-Winners	88
Day-By-Day Results	89-91
Transactions	92-93
IL Standings, IL Playoff Results, Weekly and Postseason Awards	94
IL Batting Leaders	95
IL Pitching Leaders	96
Indianapolis Record by Position/Batting Order	97
Indianapolis Team Leaders, Season Highs/Lows	98
Indianapolis Hitting Charts	100
Indianapolis Pitching Charts	101
Situational/Miscellaneous Stats	102

The 2020 Indianapolis Indians Media Guide was researched, written and edited by the Indians Communications Department. Cover designed by Jessica Davis. Special thanks to the Pittsburgh Pirates Media Relations Department, Dan Hart and Jim Trdinich, for their contributions. Photographs provided by Justin Casterline, Austin Friedline, Adam Pintar and Pittsburgh Pirates Team Photographer Dave Arrigo. The Indians also wish to thank the International League and its member teams who contributed to this publication.

Statistical information provided by Major League Baseball. Additional information provided by *Baseball America* and Baseball Reference.

This publication is intended for the use of accredited media and broadcasters. Any commercial use of this publication must be first approved by the Indianapolis Indians.

Pittsburgh Pirates Organization..... 103-112

Front Office	104
Pirates Final Statistics	105
Organization Standings, Leaders & All-Stars	106-107
Affiliate Pages	108-112

History & Records..... 113-182

Year-by-Year and All-Time Team Records	114-116
Team MVPs, NL/AL MVPs, Cy Young Awards & Hall of Famers	117
Yearly Batting Leaders	118-125
Yearly Pitching Leaders	126-129
Career Leaders	130
Single-Season Leaders	131
Career & Single-Season Individual Records	132
Single-Season Team Records	133

Victory Field Records..... 134-155

Single-Game Team Records	134-135
Single-Game Individual Records	136-137
Single-Season Team Records	138
Single-Season Individual Records	139-143
Monthly Team Records	144
Monthly Individual Records	145
Home/Road, Monthly Records	146
Opponent Single-Game Team Records	147
Opponent Single-Game Individual Records	148
Best Win/Loss Records, Streaks & Longest Games	149
Shortest Games & Crowds	150
Margins & Comeback Victories	151
Holiday Records	152
Opening Day Lineups	153
Playoff Results	154-155
Suite Recognition	156-160
All-Time Roster	161-179
Ownership, Stadiums, Spring Training	180
All-Time Managers, Manager of the Year Awards	181-182

Media Information 183-188

Victory Field Profile, Firsts, Ground Rules & Attendance	184-185
Pace of Play Regulations	186
Indians Broadcast Team	187
Indians Communications Department	188

NOTES OF INTEREST

Low-Hit Games	135
3-HR Games	136
Hitting for the Cycle	136
10+ Strikeouts by Indians Pitcher	137
Leadoff Home Runs	139
Grand Slams	140
Walk-Off Home Runs	140
Pinch-Hit Home Runs	141
Back-to-Back Home Runs	141
Complete Games	142-143

Bruce Schumacher

Chairman of the Board & Chief Executive Officer

Bruce Schumacher was named the Indianapolis Indians' chairman of the board and chief executive officer in November 2016 to signal a new era of leadership for the Tribe. Now in his 38th year with the organization, he enters his eighth on the Indians Board of Directors after his election in February 2012.

Schumacher joined the organization as ticket manager in January 1983 and served in that role until 1986 when he was promoted to director of special projects.

Under Schumacher's leadership as director of special projects, which spanned 25 years, the Indians made the move from Bush Stadium to Victory Field in 1996, hosted the 2001 Triple-A All-Star Game, and established themselves as one of the premier franchises in Minor League baseball.

In 2012, Schumacher transitioned to the position of vice president of corporate affairs in addition to being elected to the Indians Board of Directors. Since 2012, the Indians have drawn nearly 5.1 million fans, including leading Minor League baseball in attendance in 2013 and establishing Victory Field attendance records in 2014 (660,289) and 2015 (662,536). The Indians led Minor League Baseball in attendance in 2016 and 2017, and in 2019, Victory Field ushered in its 14 millionth fan.


In 2018, the Indians were named Ballpark Digest's Team of the Year. The online publication stated, "few teams achieve success as consistently as the Indianapolis Indians, who deliver a quality product in a competitive market on a continual basis." Ballpark Digest chose the Indians for their focus on fans, their ballpark and their strong support from the Central Indiana community.

From 1987 to 2009, Schumacher also served as the in-park "Voice of the Tribe" public address announcer.

Schumacher is active in the community, having volunteered at IPS as part of the Indianapolis Chamber of Commerce Winning Team program and the Washington Township School system. He also served on the Board of the Delaware Trails Neighborhood Association, as a member of Indianapolis' Abandoned Housing Task Force, and on the Indianapolis Neighborhood Housing Partnership Board.

He currently serves on the Metropolitan Development Commission, the Mapleton Fall Creek Community Development Corporation Housing Committee, and is a member of the Stadium Village Business Association.

Born in Indianapolis, Schumacher attended North Central High School and graduated from Indiana University with a degree in Business Management and Administration in 1982. He and his wife, the former Jo Kussmaul, have three daughters, Rachel and twins Grace and Sara.



Randy Lewandowski

President & General Manager

Randy Lewandowski enters his 27th year with the Indianapolis Indians and sixth as the club's general manager in 2020. He is just the team's fourth general manager since the organization was incorporated in 1955. In addition to his duties as GM, he was named president by the Indians Board of Directors in November 2016.

Lewandowski was named the International League's 2016 Executive of the Year, marking the third Executive of the Year award for the Indians' front office staff since joining the IL in 1998. In 2015, Lewandowski was inducted into the Bishop Dwenger High School Hall of Fame and three years later, he was inducted into the Northeast Indiana Baseball Association Hall of Fame.

After joining the Tribe as a ticket office intern in 1994, Lewandowski was hired full-time as assistant ticket manager the following year. He served in that capacity for two seasons, contributing to the Indians' transition from Bush Stadium to Victory Field in 1996.

Lewandowski took over as director of operations in 1998, helping Victory Field host the 2001 Triple-A All-Star Game. He transitioned to assistant general manager in 2002, serving as one of the team's two assistant GMs before becoming the sole assistant GM in 2005. In this role, his primary responsibilities were overseeing the marketing, operations and ticket departments.


Over the final five seasons of Lewandowski's tenure as assistant GM, the Tribe recorded five straight seasons of increased attendance. They led Minor League Baseball in attendance in 2013 while establishing a Victory Field record.

That success would continue following Lewandowski's ascension to general manager in October 2014 as the team eclipsed its top season attendance mark for the second consecutive year. The 2016 and 2017 campaigns saw the Indians again lead Minor League Baseball in attendance, and in 2019, the club welcomed Victory Field's 14 millionth fan through its gates.

Lewandowski has been active in the Indiana chapter of the Leukemia & Lymphoma Society as past president and board member, and past chair of the LLS Light the Night Walk. For a seven-year period, he was active in the youth sports coaching and mentoring ministry at Our Lady of Mount Carmel Catholic Church and School. Lewandowski spearheaded a partnership between the Indians and Play Ball Indiana in 2015 and now serves on the organization's board of directors. He also serves on the board of directors for both Indy Chamber and Indianapolis Indians Charities, along with serving on the advisory board for The BASE Indy.

A native of Fort Wayne, Ind., Lewandowski graduated with a degree in business management from Anderson University in 1993. He was also a four-year starter on the Ravens' baseball team, where he earned academic All-America honors as a first baseman and pitcher. Lewandowski resides in Carmel, Ind. with his wife, Christina, and their two children, Alyssa and Sam.





Max Schumacher

Chairman Emeritus

Indianapolis Indians baseball and the name of Schumacher are forever linked.

After 60 seasons with the club, Max Schumacher transitioned to chairman emeritus in November 2016. He relinquished his responsibilities as chairman of the board to his son, Bruce, and his title of president to Randy Lewandowski, Indians general manager.

In his altered role, Schumacher has maintained his position on the finance committee, hosted in his suite on game days, and provided mentorship for Indians leadership.

Under Schumacher's more than half century of leadership, the Indians have enjoyed recognition for their ongoing commitment to excellence. The team has been recognized with awards such as the Triple-A Bob Freitas Award in 1996 and 2014, *Baseball America's* Triple-A Team of the Decade for the 1990s, and, in 2005, *At The Yard Magazine's* Minor League Team of the Year. The Indians led Minor League Baseball in attendance during the 2016 (636,888) and 2017 seasons (641,141), two of many attendance records set in the 23-year-old Victory Field.

Following his service in the United States Army, Schumacher began his Indians career as ticket manager in 1957, before also assuming the duties of publicity director in 1959. Schumacher then took over as general manager just two years later in 1961, serving under then-president Owen J. Bush, who would continue in that capacity for eight more years. Following Bush's retirement in 1969, Schumacher was named president.

During his tenure as the Indians' general manager, Schumacher was named the American Association's Executive of the Year for 1996, and just one year later was voted Minor League Baseball's "King of Baseball" for his long-term dedication and service to the game.

Schumacher played four years of varsity baseball while also serving as editor of *The Collegian* publication at Butler University from 1950-54. Schumacher has been honored by his alma mater with the Robert Todd Duncan Alumni Achievement award in 2003 and induction into Butler's Athletic Hall of Fame in 2005.

Along with his professional success, Schumacher has also been recognized for his impact in the Indianapolis area after formerly serving as president of the Indianapolis Downtown Kiwanis Club, the American Business Club and the Boys & Girls Clubs of Indianapolis. Schumacher was honored for his numerous contributions with the Thomas W. Moses Good Scout Award in April of 2006 for his dedication to community service, social responsibility and having a true "scout spirit."



In 1957, Max Schumacher began his career with the Indians as ticket manager.

Joel Zawacki

Assistant General Manager - Corporate Sales and Marketing

Joel Zawacki is the assistant general manager – corporate sales and marketing for the Indianapolis Indians. Each year he is tasked with the implementation of an annual strategic marketing and communications plan to exceed an attendance goal of more than 615,000 and a revenue goal of more than \$15 million.

His primary duties and responsibilities include leading a staff of more than 20 employees in advertising, broadcasting, communications, community relations, corporate sales, game presentation, marketing, media relations, merchandising, social media and promotions.

Zawacki also collaborates with outside advertising and media agencies to develop and implement annual campaigns including messaging, creative execution, promotional partnerships and allocation of an annual budget in excess of \$1.5 million.

Zawacki joined the organization in 2007 as sponsorship sales coordinator. He was promoted to director of corporate partnerships in 2008 and added marketing to his duties and responsibilities in 2012.

Zawacki graduated magna cum laude from the University of Indianapolis in 2006 with a Bachelor of Arts degree in Sports Administration. He was a pitcher on the Greyhounds' baseball team and earned Great Lakes Valley Conference All-Academic Team honors.

After college and prior to joining the Indians, Zawacki worked as a sponsorship sales intern with Pacers Sports and Entertainment and interned with the Brevard County Manatees of Melbourne, Fla., the High-A affiliate of the Milwaukee Brewers.

Zawacki resides in Indianapolis with his wife, Ellen, and their two sons, Jack and Ethan.



Matt Guay

Assistant General Manager - Tickets & Operations

After 21 seasons with the Indians, Matt Guay has revolutionized goal setting for the team's ticket department with no signs of slowing down.

Guay began with the Indians in 1999 as a ticket intern and has since climbed the ranks. In 2003, Guay was named director of ticket sales and immediately led his team in a 20 percent group sales increase when presented the challenge of boosting ticket sales.

In 2004, Guay was promoted to director of ticket operations and oversaw all ticket service representatives. After serving as the director of tickets for six years (2006-11), Guay now holds the title of assistant general manager - tickets and operations. In his current role, he is responsible for ticket sales and ticket service, along with all stadium operations, business operations and facility operations.

Through his career with the Indians, Guay has implemented daily sales goals, along with overall attendance and revenue goals, which have allowed the sales team to focus their attention on a tangible outcome. Under his leadership, the Indians surpassed 600,000 fans through the gate six consecutive years (2013-18). The team led Minor League Baseball in attendance three of those six seasons (2013, 2016, 2017).

Guay is also an avid member of his community and has been volunteering in the Fall Creek Place area since 2007. He is the treasurer of the IPS CFI 27 PTSA and authors the monthly Fall Creek Place newsletter that appears in the Urban Times.

Guay is a Pittsburgh, Pa., native and graduated from the University of Dayton in 1998 with a degree in sport management. He lives in Indianapolis' Fall Creek Place neighborhood with his wife, Emily, and daughter, Audrey.



INDIANAPOLIS INDIANS FRONT OFFICE



Victory Field
501 West Maryland Street
Indianapolis, IN 46225
(317) 269-3542
IndyIndians.com

Executive Management

Chairman of the Board & Chief Executive Officer	Bruce Schumacher
President & General Manager	Randy Lewandowski
Chairman Emeritus	Max B. Schumacher
Assistant General Manager - Corporate Sales & Marketing	Joel Zawacki
Assistant General Manager - Tickets & Operations	Matt Guay

Business Operations

Senior Director of Business Operations	Brad Morris
Director of Business Systems & Talent	Bryan Spisak
Business Intelligence Analyst	Bill Fulton
Business Operations Manager	Sarah (McKinney) Haynes
Guest Relations Coordinator	Michelle Trevino

Communications

Director of Communications	Cheyne Reiter
Baseball Communications Coordinator	Anna Kayser
Voice of the Indians	Howard Kellman
Broadcaster	Andrew Kappes

Corporate Sales

Director of Corporate Sales	Christina Toler
Corporate Sales Account Executives	Erica Otey, Jeremy Smith

Facilities

Senior Director of Facilities	Tim Hughes
Senior Facilities Manager	Allan Danehy
Facilities Maintenance Tech	Kyle Winters

Field Operations

Director of Field Operations	Joey Stevenson
Field Operations Manager	Adam Basinger

Indianapolis Indians Charities

Community Outreach Manager	Jo Garcia
----------------------------------	-----------

Marketing

Director of Marketing & Promotions	Kim Stoebrick
Game Presentation & Promotions Manager	Hayden Barnack
Digital Marketing Manager	Shayla Smith
Telecast & Production Coordinator	Alex Leachman
Community Relations Coordinator	Zach McDonald
Social Media Coordinator	Casey McGaw
Motion & Graphic Designer	Laura Lee
Graphic Designers	Jessica Davis, Matthew Lipke

Merchandise

Director of Merchandise	Mark Schumacher
Merchandise Manager	Patrick Westrick

Partnership Activation

Partnership Activation Manager	Kylie Kinder
Partnership Activation Coordinator	Sydney Glover

Stadium Operations

Stadium Operations Coordinator	Joshua Ball
Clubhouse Managers	Bob Martin (Home), Jeremy Martin (Visiting)
Operations Support	Ricky Floyd, Ki Hubbard, Sandra Reaves

Tickets

Director of Ticket Sales	Chad Bohm
Director of Tickets - Premium Services & Events	Kerry Vick
Premium & Ticket Services Manager	Kathryn Bobel
Stadium Events Manager	Paige McClung
Ticket Services Coordinator	Cara Carrion
Senior Ticket Sales Account Executives	Ryan Barrett, Jonathan Howard, Garrett Rosh
Ticket Sales Account Executives	David Diehl, Ty Eaton, Matt Marencik, Nathan Watson

Support Staff

Baseball Communications Assistant	Megan Garcia
Business Operations Assistant	Elizabeth Salmons
Business Strategy & Operations Assistant	Ian McGuire
Digital Marketing Assistant	Hailey Walsh
Field Operations Assistants	Grant Fellers, Morgan Hunter
Game Presentation & Promotions Assistant	CJ Donegan
Merchandise Assistant	Jacob Cassidy
Partnership Activation Assistant	Todd Hauser
Stadium Operations Assistants	Kim Duplak, Fredrick Mathews
Telecast and Production Assistant	Jordan Shew
Ticket Services Assistants	Jeff Cardenas, Bobby Clone, David Cory, Savannah Kitchel, Mikayla Rowan

ARAMARK Concessions

ARAMARK General Manager	Chris Scherrer
Concession Manager	Jamie Nicholson

Board of Directors

Chairman of the Board & Chief Executive Officer	Bruce Schumacher
Vice Chairman & Treasurer	Alan R. Kimbell
Chairman Emeritus	Max B. Schumacher
Secretary	Max W. Hittle, Jr.
Board Members	Henry B. Blackwell, Michael G. Browning, Cal Burleson, Jim Devellano, Theodore Engel, Kent A. Leberer, Mary Y. Marsh, John S. Myrland, Milton O. Thompson



150 Men in 50 Days Campaign (Big Brothers Big Sisters of Central Indiana): For the fourth consecutive season, the Indians collaborated with Big Brothers Big Sisters of Central Indiana as the presenting partner of BBBSCI's 150 Men in 50 Days campaign (previously 100 Men in 50 Days), which sought to recruit male mentors and raise awareness of the importance of mentoring. BBBSCI increased the goal from 100 to 150 men because of the success of previous campaigns. To kick off 2019, the Indians hosted Bigs and Littles at Victory Field on April 13 and invited them on-field as honorary grounds crew members. They received a behind-the-scenes experience, taking photos, interviewing with local media and preparing the field for the game. Matches for each of the 67 recruits made from this year's campaign were given a free membership to the Tribe's Knot Hole Kids Club.

Autism Awareness Day (Autism Society of Indiana): The Indians partnered with the Autism Society of Indiana to create two sensory friendly games, May 5 and August 4. Fans who attended the game had access to a sensory room on the Impact Suite Level, which provided a break from the ballpark environment if needed. The sensory room had games, coloring materials and other activities for the families. Over 100 individuals used the sensory room during one of the two games, and the majority were first-time attendees at Victory Field.

Baseball in Education: During four games in 2019, the Indians partnered with Indiana University-Purdue University of Indianapolis and Citizens Energy Group to transform Victory Field into the largest classroom in Central Indiana. Students had a baseball workbook to fill out before and during the game. Answers to the workbook were found around the ballpark and on the videoboard between innings. The Indians offered discounted ticket prices for participating schools, as well as curriculum guides for grades K-12 that encouraged learning through baseball in the classroom. A total of 22,109 students and teachers participated in Baseball in Education days in 2019.

Donations: The Indians frequently donate tickets and merchandise items to organizations throughout Central Indiana to be used for silent auctions, raffles, and door prizes. In 2019, the organization contributed more than \$275,000 of in-kind value to the Indianapolis community.



2019 COMMUNITY RELATIONS HIGHLIGHTS

COMMUNITY PROGRAMS AND INITIATIVES (cont.)



Hero of the Game: The Indians recognized several heroes throughout the 2019 season. Among those recognized were first responders and retired and active members of the military, including a 92-year-old WWII veteran and Pearl Harbor survivor. The Indians recognized 14 individuals as Heroes of the Game.

Indianapolis Indians Charities: In late September 2019, the Tribe announced the formation of its new nonprofit organization, Indianapolis Indians Charities. The 501(c)(3) is dedicated to helping Central Indiana youth and families grow stronger together, learn more and live healthier lives. It's focused on supporting organizations in four areas: youth development, family success, education and neighborhood development. Indianapolis Indians Charities was launched with the renovation of the three baseball diamonds at Forest Manor Park, highlighted in the Indy Do Day section. On October 7, the new nonprofit was the beneficiary of the Tribe's 15th Annual Mike Schneider Golf Outing, which raised more money than it ever had before.

Indy Do Day: In collaboration with the Indianapolis Parks Department and Echo Tools, Indians staff took to Forest Manor Park for the largest field renovation project in franchise history. The daylong project included a complete rebuild of the large baseball diamond and refurbishment of the youth and softball diamonds. The renovation included re-leveling the largest field, putting down over 20,000 feet of new sod, replacing home plate and installing new fencing around the ballpark. The project also served as the launching point for Indianapolis Indians Charities.



Indians Speaker Bureau: The Indians Speaker Bureau offered keynote presenters to churches, civic organizations, schools and other community organizations free of charge. They made 25 appearances in 2019.

Jersey Auctions: The Indians held eight different jersey auctions in 2019, benefiting the following local charities: Folds of Honor Indiana, Indiana National Guard Relief Fund, Teachers' Treasures, Riley Children's Hospital, Ronald McDonald House Charities of Central Indiana and Special Olympics of Indiana. In total, the Indians raised over \$55,000 for their respective charities by auctioning signed, game-worn jerseys. Fans bid on their favorite player's jersey while also supporting a local cause.



Mascot Appearances: The Indians' mascot Rowdie represents the Tribe at community events throughout the year, not just during the baseball season. In addition to helping fans cheer on the Indians at all 70 home games, he appeared at 108 events in the Indianapolis area, totaling over 124 hours. These included several Little League and youth baseball opening day events, IndyHumane's Mutt Strut, Best Buddies Friendship Walk, and a specialty jersey unveiling at Riley Children's Hospital.

2019 COMMUNITY RELATIONS HIGHLIGHTS

COMMUNITY PROGRAMS AND INITIATIVES (cont.)



Mike Schneider Golf Outing: In memory of one of our own, the Indians hosted the 15th Annual Mike Schneider Golf Outing on October 7 at Broadmoor Country Club in Indianapolis. The event raised more than \$23,000, which was a record total and benefited the new 501(c)(3) Indianapolis Indians Charities.

RBI Indianapolis: The Indians once again partnered with RBI Indianapolis, the Indianapolis-based chapter of Major League Baseball's Reviving Baseball in Inner Cities (RBI) program. Highlights included sponsoring 10 teams across various age groups, hosting a Pitch, Hit and Run regional competition at Victory Field, and sponsoring RBI Indianapolis' GameFest competition. The Indians front office staff also dedicated a day of community service at Forest Manor Park, rehabbing multiple fields in a daylong project.

Regions Financial Literacy Initiative: For the sixth consecutive year, the Indians partnered with Regions Bank to educate over 350 inner-city youth on financial literacy and provide a VIP ballpark experience. Participants rotated through three sessions: a financial literacy workshop, a behind-the-scenes tour of Victory Field and a batting tutorial with Indians players. The event concluded with lunch provided by the Indians.

RightFit: The Indians partnered with RightFit, which is a non-profit organization that provides homework help, nutrition education, physical fitness, dinner and a ride home to students at four different Indianapolis elementary schools. The Indians provided monetary support and front office resources, plus mascot Rowdie for an appearance at the after-school program. The program served approximately 550 students, 20,000 after-school meals, 15,000 safe rides home and incorporated roughly 60,000 hours of programming.

Rowdie's Pumpkin Patch:

In partnership with Indiana WIC, the Indians held their inaugural Rowdie's Pumpkin Patch at Victory Field. This free event provided families the chance to pick



a pumpkin from the Victory Field outfield, take a hayride around the warning track, take pictures with Rowdie dressed as a scarecrow and play games along the Victory Field concourse. Families could also create mini trick-or-treat bags, which were donated to Ronald McDonald House Charities of Central Indiana. The event drew over 1,400 people.

2019 COMMUNITY RELATIONS HIGHLIGHTS

COMMUNITY PROGRAMS AND INITIATIVES (cont.)

Thirsty Thursday: In 2019, the Indians partnered with Sun King Brewery for Thirsty Thursdays. During each Thursday game, Sun King brought its beer truck and sold beer in the PNC Plaza. Pepsi fountain drinks were \$2, domestic drafts were \$3 and premium and craft drafts were \$5. Each Thirsty Thursday benefited a different local nonprofit organization, including Playworks Indiana, American Red Cross, IndyHumane, Nine13Sports, Special Olympics of Indiana, Project 44, School on Wheels and Little Red Door. The organizations had a promotional table next to the tasting area, threw a ceremonial pitch, addressed the crowd during pregame ceremonies and took part in a radio interview with the Indians broadcast team. Groups received a portion of tickets sold for that evening's game and received \$1 for every Sun King draft sold the night of their event. In total, nearly \$9,000 was donated back to the eight nonprofit organizations in 2019.



Tribe Tickets for Good: A new program in 2019, the Indians encouraged season ticket holders to donate their unused season tickets to the Tribe Tickets for Good program, which would in turn distribute them to local military members and nonprofit organizations. The Indians donated over 5,000 tickets through this program in 2019.

Indians Youth Sports Program: Every year since its inception in 2013, the Indians Youth Sports Program, formerly known as the Triple Play Youth Baseball Program, has seen exceptional growth and increasingly positive results. Last season was no exception, as the organization spent \$49,250 sponsoring 18 local youth baseball and softball leagues. In total, the Indians sponsored 93 youth teams across Central Indiana. As part of the program, the Indians brought their mascot Rowdie and promotional team to 13 different opening day/family day ceremonies throughout the season.

Wishes for Indiana Children's Wish Fund: Fans who wanted to share birthday or anniversary messages on the Victory Field video board were encouraged to donate to the Indiana Children's Wish Fund. Through this opportunity, the Indians raised over \$3,000 in 2019.

Youth Baseball Clinic: On May 29, the Indians hosted a free pregame clinic for any child with a game ticket. More than 250 children attended the clinic, which included hands-on instruction from Indians players on hitting, pitching and fielding fundamentals. During this time, Indians manager Brian Esposito held a Q&A session with parents and catching seminar with Tribe backstop Christian Kelley. Hitting coach Ryan Long led a hitting tutorial with first baseman Will Craig, and pitching coach Bryan Hickerson led a pitching seminar with Tribe pitcher Cam Vieaux.



ORGANIZATION

2020 INDIANS

IL & O'PONENTS

2019 REVIEW

PIRATES

HISTORY

GENERAL

2019 COMMUNITY RELATIONS HIGHLIGHTS

PIRATES COMMUNITY COMMITMENT PROGRAM

Pirates Community Commitment Program: Like all Pittsburgh Pirates affiliates, Indians players participated in community service throughout the baseball season. Players earned hours by visiting local children's hospitals, nonprofit organizations, youth leagues, and other community events. Collectively, Indians players made 40 appearances and served 175 hours to the community during the 2019 season.

PCCP HIGHLIGHTS



Boys and Girls Club of Indianapolis: Players visited a local Boys and Girls Club in July, where they played basketball and volleyball with club members and their families. The event concluded with two Tribe players (Trayvon Robinson and Jake Elmore) talking to the kids about the importance of education and hard work to become successful.

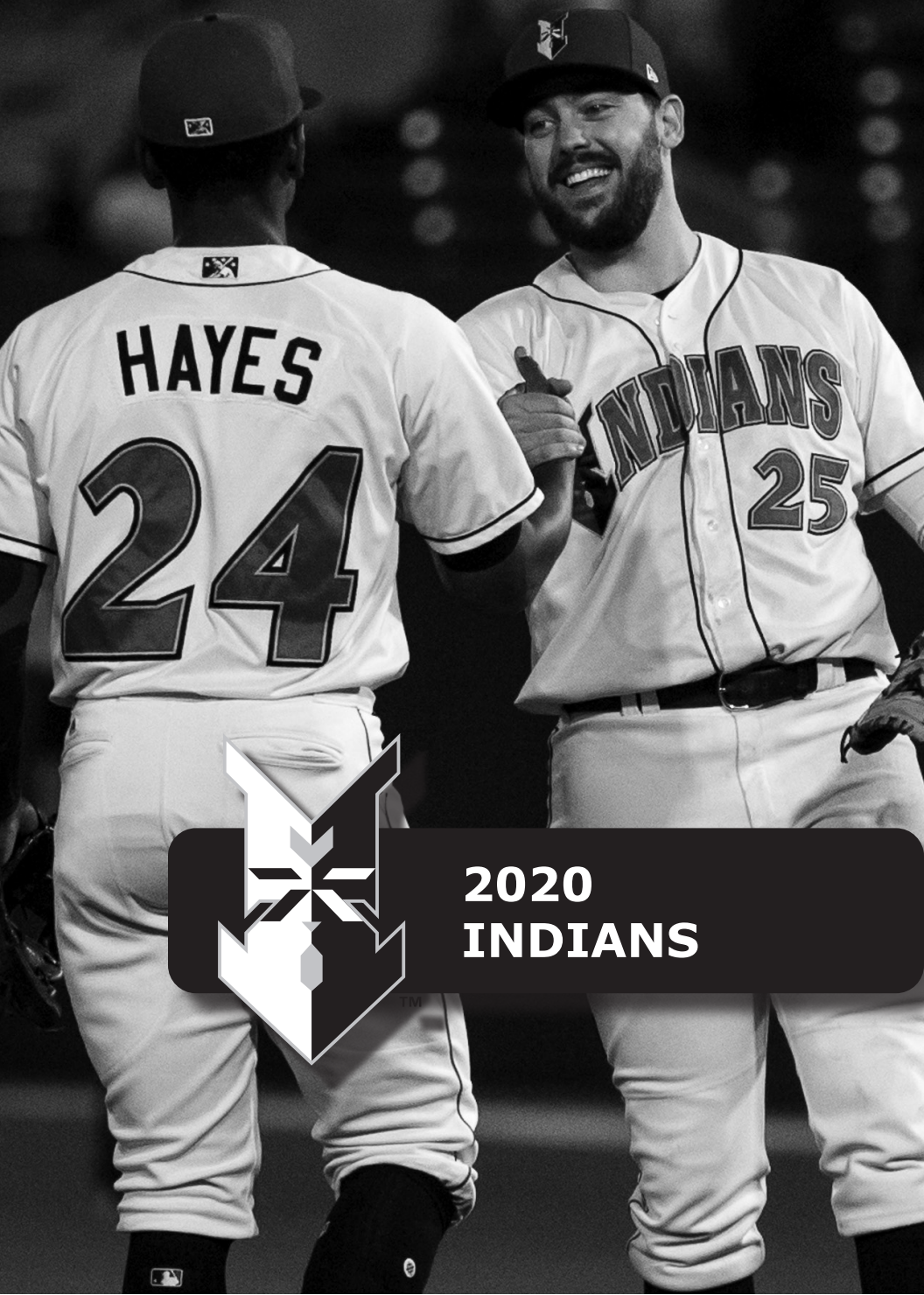
Challenger Baseball/Softball Leagues: Indians players visited two Challenger Leagues in 2019, playing baseball with children with physical and mental disabilities.

Indy Public Library Foundation: Tribe player Jake Elmore spent a morning in June reading a few stories to a group of children at a local Indianapolis library. This was in advance of the annual Library Night held at Victory Field.


Riley Children's Hospital: Indians players made three separate visits to Riley Children's Hospital, spending their mornings visiting sick children and their families and playing games with families in Riley's Child Life Zone.

Ronald McDonald House Charities of Central Indiana: Tribe players Eric Wood and Steven Baron visited the Ronald McDonald House located inside Riley Hospital for Children. They served lunch and interacted with families who were spending several weeks and months at the hospital with their children.





**2020
INDIANS**



BRIAN ESPOSITO

MANAGER

Born: 2/24/79 in Staten Island, N.Y.

Opening Day Age: 41

Resides: Sarasota, Fla.

School: University of Connecticut

Experience: 7th season as minor league manager (3rd with Indianapolis)

MANAGER HIGHLIGHTS

2014-19: Esposito is in his seventh season as a manager in the Pirates organization, his third with Indianapolis ... Was also a player-coach for Indy in 2013, but did not appear in any games ... Named Indy's skipper on 1/16/18 ... Received his first managing gig with Short-Season A James-

town in 2014 ... Piloted Single-A West Virginia for the 2015 and 2016 seasons, including a South Atlantic League playoff appearance in his first year there ... Owns an all-time managerial record of 372-336 (.525) in six years at the helm.

ESPOSITO'S CAREER MANAGERIAL RECORD

YEAR	CLUB (MLB)	LEAGUE (Class)	W	L	PCT	FINISH.....	POSTSEASON
2014	Jamestown (PIT)	New York-Penn League (A-)	35	40	.467	2nd.....	N/A
2015	West Virginia (PIT)	South Atlantic League (A)	87	52	.626	1st.....	Reached Semifinal (1-2)
2016	West Virginia (PIT)	South Atlantic League (A)	71	68	.511	5th.....	N/A
2017	West Virginia (PIT)	New York-Penn League (A-)	40	35	.533	T-2nd.....	N/A
2018	Indianapolis (PIT)	International League (AAA)	73	67	.521	T-2nd.....	N/A
2019-	Indianapolis (PIT)	International League (AAA)	66	74	.471	T-2nd.....	N/A
Career Totals			372	336	.525		1-2 (.333)

CAREER SUMMARY

2019: Led the Indians to a 66-74 record in 2019, the club's worst finish since going 66-78 in 2004 ... Team tied for second with Toledo in the International League West Division, 15.0 games behind Columbus ... Became the 26th manager in team history to reach 100 wins, thanks to an 11-5 win on 5/26 at Columbus ... Was a season-high 11 games over .500 twice (31-20 on 5/31, 34-23 on 6/6) and a season-low nine games under once (65-74 on 9/1) ... Went 18-9 in May but ended the first half of the season at .500, went 22-30 after the break ... Saw nine players make their major league debuts in 2019, including position players Jason Martin, Cole Tucker and Bryan Reynolds, and right-handed pitchers Montana DuRapau, Geoff Hartlieb, Mitch Keller, Dario Agrazal, Luis Escobar and James Marvel.

2018: Led the Indians to a 73-67 record in 2018, marking the 12th time in 18 seasons where Indy has finished above .500 as Pittsburgh's top affiliate ... Club finished in a tie for second with Columbus in the IL West Division, just a half-game back of Toledo ... Also came up 1.0 game short of Scranton/Wilkes-Barre in the IL Wild Card race ... Team was a season-high 8.5 games behind Toledo on 6/2 before a 37-23 stretch to 8/4 that staked Indy with a 4.5-game division lead ... Sent nine players to Pittsburgh for their MLB debuts, including pitchers Tanner Anderson, Nick Burdi, Clay Holmes, Nick Kingham and Alex McRae, and position players

Kevin Kramer, Austin Meadows, Kevin Newman and Pablo Reyes ... Earned his 300th career win as manager on 8/18 at Lehigh Valley.

PRIOR TO INDIANAPOLIS: Began his coaching career in the Pittsburgh Pirates organization in 2013 as a player-coach for Indianapolis ... Managed Jamestown in 2014 before jumping to Single-A West Virginia for the 2015 and 2016 campaigns ... His 2015 team won a club record 87 games and posted a .626 winning percentage, the third-best mark among all full-season teams in Minor League Baseball ... Served as manager for Short-Season A West Virginia in 2017, guiding the team to a 40-35 record and second-place finish in the New York-Penn League's Pinckney Division.

PLAYING CAREER: Selected by the Boston Red Sox in the fifth round (152nd overall) of the 2000 MLB Amateur Draft ... Played 13 seasons professionally with the Boston, Anaheim, Texas, St. Louis, Colorado, Houston and Chicago (NL) organizations between 2000 and 2012 ... Hit .216, belted 38 home runs and tallied 237 RBI while throwing out 27% of would-be basestealers in the minor leagues ... Made MLB debut as a defensive replacement on 6/2/07 with St. Louis vs. Houston ... Logged two more major league appearances in 2010 with the Astros ... Played collegiately at the University of Connecticut, where he was voted Team MVP in 1999.



Brian Esposito guided the Indians to a 66-74 record in 2019, his second year managing in Triple-A. (Photo by Austin Friedline)



JOEL HANRAHAN

PITCHING COACH

Born: 10/6/81 in Des Moines, Iowa

Opening Day Age: 38

Resides: Lewisville, Texas

School: Norwalk (Iowa) Community High School

Experience: 4th year of professional instruction (1st with Indianapolis)

COACHING HIGHLIGHTS

2017-19: Hanrahan is in his fourth year as a pitching coach in Pittsburgh's minor league system and first with Indianapolis after working with Double-A Altoona in 2019 ... His 2019 pitching staff led the Eastern League with six complete games, 18 shutouts and 116 double plays in-

duced ... Coached Dario Agrazal and James Marvel, who both went on to make their MLB debuts in 2019 ... Spent the 2018 season with Single-A West Virginia and 2017 with Rookie-Advanced Bristol.

HANRAHAN'S PROFESSIONAL COACHING CAREER

YEAR(s)	CLUB (MLB)	LEAGUE (Class)	POSITION	YEAR(s)	CLUB (MLB)	LEAGUE (Class)	POSITION
2017	Bristol (PIT)	Appalachian League (R+)	Pitching Coach	2019	Altoona (PIT)	Eastern League (AA)	Pitching Coach
2018	West Virginia (PIT)	South Atlantic League (A)	Pitching Coach	2020-	Indianapolis (PIT)	International League (AAA)	Pitching Coach

CAREER SUMMARY

PRIOR TO INDIANS: Began coaching career in 2017 with Rookie-Advanced Bristol ... Moved up to Single-A West Virginia in 2018 ... Club ranked among South Atlantic League leaders in shutouts (T-3rd, 11), ERA (4th, 3.40), saves (T-4th, 38), fewest hits allowed (T-4th, 1040), and WHIP (5th, 1.23) ... In 2019, led the Altoona pitching staff to a 3.69 ERA (494er/1205.2ip) ... 18 of the Curve's 69 wins were shutouts ... led the league in shutouts, complete games (six) and double plays induced (116) ... Saw two pitchers, Dario Agrazal and James Marvel, promoted to Indianapolis and later Pittsburgh after beginning the season with Altoona.

PLAYING CAREER: Selected by Los Angeles (NL) in the second round (57th overall) of the 2000 First-Year Player Draft ... Named to the Southern League postseason All-Star team in 2003 ... Also tabbed as the Southern League Most Outstanding Pitcher that season ... Named the Southern

League Pitcher of the Week on 6/11/06 ... Made major league debut as a starter for Washington on 7/28/07 at New York (NL) ... Earned his first MLB win in his second career MLB appearance on 8/4/07 vs. St. Louis ... Opened the 2008 season as a reliever ... Traded to Pittsburgh from Washington on 6/30/09 with OF Lastings Milledge in exchange for OF Nyjer Morgan and LHP Sean Burnett ... Named a National League All-Star in 2011 after leading Pittsburgh with a club-record 26 saves before the break ... went 40-44 in save opportunities and was named Pirates MVP following the 2011 season ... Earned NL All-Star honors with Pittsburgh again in 2012 ... Traded to Boston from Pittsburgh on 12/26/12 with INF Brock Holt in exchange for INF Ivan De Jesus Jr., OF Jerry Sands and RHPs Mark Melancon and Stolmy Pimentel ... Had Tommy John surgery on 5/16/13 ... Graduated from Norwalk (Iowa) Community High School in 2000 and had his uniform No. 3 retired in 2010.



Joel Hanrahan's 2019 pitching staff in Altoona led the Eastern League with six complete games, 18 shutouts and 116 double plays induced. (Photo by Altoona Curve)

ORGANIZATION

2020 INDIANS


IL & OPONENTS

2019 REVIEW

PIRATES

HISTORY

GENERAL



JON NUNNALLY

HITTING COACH

Born: 11/9/71 in Pelham, N.C.

Opening Day Age: 48

Resides: Ringgold, Va.

School: Hargrave Military Academy (Chatham, Va.)

Experience: 13th season of professional instruction (1st with Indianapolis)

COACHING HIGHLIGHTS

2007-19: Nunnally is entering the 13th season of his professional coaching career, second within the Pirates organization and first with Indianapolis ... Began his coaching career with seven years in Venezuela ... Began his professional coaching career in the Cleveland minor league system, including one year with Triple-A Columbus ... Spent 2010-11 as hitting coach for the major league club ... Was in the Toronto minor

league system from 2012-14 with another year spent in Triple-A in 2013 ... Moved to Boston's minor league system from 2015-16 ... Spent two seasons as the Minor League Outfield and Baserunning Coordinator for Los Angeles (AL) ... Joined the Pirates organization in 2019 as the hitting coach for Altoona.

NUNNALLY'S PROFESSIONAL COACHING CAREER

YEAR(s)	CLUB (MLB)	LEAGUE (Class)	POSITION	YEAR(s)	CLUB (MLB)	LEAGUE (Class)	POSITION
2007-08	Kinston (CLE)	Carolina League (A+)	Hitting Coach	2015	Salem (BOS)	Carolina League (A+)	Hitting Coach
2009	Columbus (CLE)	International League (AAA)	Hitting Coach	2016	Portland (BOS)	Eastern League (AA)	Hitting Coach
2010-11	CLEVELAND	American League (MLB)	Hitting Coach	2017-18	Los Angeles (AL)	Minor Leagues	OF/Baserunning Coordinator
2012	New Hampshire (TOR)	Eastern League (AA)	Hitting Coach	2019	Altoona (PIT)	Eastern League (AA)	Hitting Coach
2013	Buffalo (TOR)	International League (AAA)	Hitting Coach	2020-	Indianapolis (PIT)	International League (AAA)	Hitting Coach
2014	New Hampshire (TOR)	Eastern League (AA)	Hitting Coach				

CAREER SUMMARY

PRIOR TO INDIANS: Began coaching career with High-A Kinston ... In 2007, team led the Carolina League in home runs (152), RBI (713), walks (605), total bases (2032), on-base percentage (.362), slugging percentage (.436) and OPS (.799) ... Led the league with fewest strikeouts (889) in 2008 ... Joined Triple-A Columbus in 2009 ... Coached the team to a league-leading .275 batting average, the most hits (1318) and fewest strikeouts (770) while tying for the lead in doubles (295) ... Promoted to the Cleveland Indians in 2010 and served as the hitting coach for two seasons ... Transferred to the Toronto minor league system for three years ... His 2013 Triple-A Buffalo team led the International League in slugging percentage (.405) and OPS (.736) and was second in home runs (128) ... Spent two years in the Boston minor league system with High-A Salem and Double-A Portland ... Served as the Minor League Outfield and Baserunning Coordinator for Los Angeles (AL) from 2017-18 ... Joined the Pirates organization for the first time in a coaching capacity in 2019 as Double-A Altoona's hitting coach.

PLAYING CAREER: Selected by Baltimore in the 39th round (1042nd overall) of the 1990 First-Year Player Draft but did not sign ... Selected by Cleveland in the third round (70th overall) of the 1992 First-Year Player Draft ... Selected by Kansas City from Cleveland in the 1994 Rule 5 Draft ... Made his major league debut on 4/26/95 as a pinch runner vs. Baltimore, scored a run ... Hit a leadoff home run off Melido Perez in his first major league at-bat on 4/29/95 vs. New York (AL) ... Traded to Cincinnati from Kansas City on 7/15/97 with INF Chris Stynes in exchange for RHPs Hector Carrasco and Scott Service ... Slashed .318/.400/.602 in 65 games with Cincinnati in 1997 ... Appeared in 79 games for Indianapolis in 1998 ... Traded to Boston from Cincinnati on 3/25/99 in exchange for RHP Pat Flury ... Traded to New York (NL) from Boston on 11/12/99 in exchange for OF Jermaine Allensworth ... Played with Indianapolis in 2004-05 as a member of the Milwaukee and Pittsburgh organizations ... Ended his career in 2006 in the Mexican League.



Jon Nunnally joins the Tribe after playing in Indianapolis during the 1998, 2004 and 2005 seasons. (Photo by Altoona Curve)



ARGENIS DIAZ

COACH

Born: 2/12/87 in Guatire, Venezuela
Opening Day Age: 33

Experience: 1st season of professional instruction (1st with Indianapolis)

CAREER SUMMARY

DIAZ'S COACHING CAREER

YEAR(s)	CLUB (MLB)	LEAGUE (Class)	POSITION
2020-	Indianapolis (PIT)	International League (AAA)	Coach



PLAYING CAREER: Signed with Boston as an amateur free agent in 2003 ... Spent six years with the Red Sox organization before being traded to Pittsburgh on 7/22/09 with RHP Hunter Strickland in exchange for 1B Adam LaRoche ... Hit .248 (68-for-274) in 80 games with Indianapolis during the 2010 season, his second year with the club ... Made his major league debut on 4/21/10 with Pittsburgh vs. Milwaukee ... Recorded his first major league hit as a pinch hitter on 8/1/10 at St. Louis ... Played in the International League for parts of nine consecutive seasons from 2009-17 with Indianapolis, Louisville, Rochester and Toledo ... Hit his one career grand slam at Indianapolis on 8/30/16 off RHP Edgar Santana.



JUSTIN AHRENS

ATHLETIC TRAINER

Born: 8/24/88 in Beloit, Wis.
Opening Day Age: 31
Resides: Las Vegas, Nev.

School: Fresno Pacific University
Experience: 10th season of professional career (1st with Indianapolis)

CAREER SUMMARY

2011-19: Ahrens enters his 10th season as an athletic trainer, his ninth in the Pittsburgh organization and his first in Indianapolis ... Spent the past three seasons with Double-A Altoona ... Worked with Bradenton from 2015-16 ... Named the Florida State League's Athletic Trainer of the Year in 2016 ... Was with Single-A West Virginia in 2013-14 ... Spent the 2012 season with Short-Season A State College ... Worked the 2011 season in the Dominican Republic with Oakland.

PERSONAL: Ahrens received a bachelor's degree in athletic training from Carroll University (Waukesha, Wis.) in 2011 ... Received his master's degree in kinesiology from Fresno Pacific University in 2016 ... Interned with the Minnesota Twins organization in 2010.



ALAN BURR

STRENGTH COACH

Born: 9/26/83 in Roanoke Rapids, N.C.
Opening Day Age: 36
Resides: Clay, N.Y.

School: Appalachian State University
Experience: 8th year of professional career (4th with Indianapolis)

CAREER SUMMARY

2013-19: Burr enters his eighth season with the Pirates organization, his fourth with the Indians ... Previously worked with Double-A Altoona in 2014 and 2016, High-A Bradenton in 2015 and Single-A West Virginia in 2013 ... Spent six years in the collegiate ranks prior to entering Minor League Baseball ... Was the assistant strength and conditioning coach at Florida International University for two years (2011-12) and worked at Central Connecticut State University from 2008-11 ... Served as a strength and conditioning coach intern during the summer of 2008 at the Georgia Institute of Technology ... Also served as a graduate assistant strength and conditioning coach at Appalachian State University from 2006-08 ... Began his strength and conditioning coaching career at Mike Boyle Strength and Conditioning in summer of 2006.

PERSONAL: Is a certified and registered strength and conditioning coach by the National Strength and Conditioning Association and is a member of the Professional Baseball Strength and Conditioning Coach Society ... Is a 2008 graduate of Appalachian State University, where he received a master's degree in exercise science ... Also a 2005 graduate of East Carolina University, where he received a bachelor's degree in exercise science ... Resides in Clay, N.Y., with his wife Erin ... Has two sons; Carter (6) and Weston (3).



STEPHEN ALEMAIS

INF

Born: 4/12/95 in New York, N.Y.
MLB Debut: N/A
Height/Weight: 5-9/195
Twitter: @s7mba

Opening Day Age: 24
ML Service: 0.000
Bats/Throws: R/R
Instagram: @stephenalemais

Acquired: Selected by PIT in 3rd round (105th overall) of the 2016 First-Year Player Draft
2020 Baseball America Ranking (PIT): N/A
2020 MLB Pipeline Ranking (PIT): N/A

Single-Game Bests/Misc.

Hits
 4 (3x)
 Last - 7/19/18 @ Reading (AA)

Home Runs
 2
 4/19/17 @ Hickory (A)

RBI
 5
 8/14/17 vs. Daytona (A+)

Runs
 3
 7/23/16 vs. Connecticut (A-)

Stolen Bases
 2 (4x)
 Last - 6/20/18 (2) @ Richmond (AA)

Walks
 2 (8x)
 Last - 8/24/18 vs. Richmond (AA)

Hit Streak
 8 (4x)
 Last - 7/16-26/18 (AA)

Grand Slams
 N/A

Multi-homer Games
 1
 4/19/17 @ Hickory (A)

PERSONAL

- Stephen Gavin Alemais.
- Played three years (2014-16) at Tulane (New Orleans, La.) University, where he hit .293 with 31 doubles, six triples, three home runs, 69 RBI and 57 stolen bases in 161 career games.
- Ranked fifth in school history for most double plays turned (115), eighth in assists (513) and 13th in stolen bases.
- Earned first-team All-American Athletic Conference honors in 2016 while also being named a D1Baseball.com preseason second-team All-American and a Louisville Slugger third-team All-American that year.
- Hit .311 with 14 doubles, one home run, 28 RBI and 19 stolen bases as a junior in 2016.
- Was an all-second team American Athletic Conference member as a sophomore in 2015 while also being named to the 2015 NCAA Baton Rouge Regional All-Tournament Team.
- First player in school history to be drafted by the Pirates.
- Three-time letterwinner in basketball (shooting guard) and baseball at All Hallows (Bronx, N.Y.) High School.
- 2013 graduate of Elev8 Sports Institute (Delray Beach, Fla.), where he helped lead his team to a 43-11 record.
- Earned first-team all-state honors during his junior and senior years, while earning all-district, all-city and all-league honors during his sophomore, junior and senior campaigns.
- Owens the single-season All Hallows record for most hits in a season.

TRANSACTIONS

- Selected by PIT (3rd round, 105th overall) in the 2016 First-Year Player Draft.

2019

- Spent entire season with Double-A Altoona, hitting .267 (12-for-45) in just 12 games.
- Hit .400 (8-for-20) during a five-game hitting streak from 4/13 (2)-18, with three multi-hit performances.
- Was placed on the injured list with a right shoulder strain on 4/26 and missed the remainder of the season.

2018

- Rated by *Baseball America* as Pittsburgh's No. 28 prospect prior to the season.
- Spent entire season with Double-A Altoona, batting .279 (112-for-402) with 21 XBH, 34 RBI, 56 runs scored and 16 stolen bases in 120 games.
- Set full-season career highs in average, base hits, total bases (139), doubles (16), triples (4), RBI, walks (44), stolen bases and games played.
- Hit safely in 14 of first 16 games (.306, 19-for-62) with two doubles, one triple, three RBI and five walks.
- Had one four-hit game (4-for-5) on 7/19 at Reading to tie a career best.
- Connected on go-ahead, RBI single in seventh inning on 7/24 at Akron off rehabbing Indians' LHP Andrew Miller.
- Reached base safely in 42 of his last 47 games (7/5 through end of the regular season), hitting safely in 36 of those contests; batted .317 (51-for-161) and had an OBP of .400 during that stretch.
- Had three separate career-high tying eight-game hitting streaks (4/17-25, 5/25-6/1, 7/16-26).
- Hit .375 (3-for-8) with the bases loaded, driving in 11 runs.
- Ranked second on Altoona's roster in stolen bases, was third in walks, fourth in runs scored, hits and triple and fifth in doubles.
- Tabbed by *Baseball America* as the Eastern League's "Best Defensive Second Baseman" after leading EAS second basemen in games (114), total chances (512), putouts (166), assists (334) and double plays (71).
- Was listed as Pittsburgh's No. 18 prospect by MLB Pipeline after the season concluded.
- Played in one Dominican Winter League game with Estrellas (0-for-2, 1k).

2017

- Rated by *Baseball America* as Pittsburgh's No. 29 prospect prior to the season.
- Began season with Single-A West Virginia, hitting .223 (27-for-121) with three home runs, six doubles and 12 RBI over 29 games.
- Started the season 0-for-10 but hit .300 (18-for-60) over his next 14 games from 4/11-30, tallying four doubles, two triples, two home runs, nine RBI and four stolen bases.
- Logged the only multi-home run game of career on 4/19 at Hickory (2-for-5).
- Placed on the DL on 5/19; joined the GCL Pirates on a rehab assignment on 7/4 and in eight games, hit .259 (7-for-27) with three doubles and two RBI.
- After coming off the DL, was assigned to High-A Bradenton and batted .317 (32-for-101) with 20 RBI and a .393 OBP in 30 games.
- Recorded a career-high five RBI on 8/14 vs. Daytona (4-for-4, 1 2B, 2 R, 1 SF).

2016

- Was tabbed by *Baseball America* in its Best Tools edition as the fourth-best "Defensive Player" from the 2016 First-Year Player Draft.
- Began his professional career with Short-Season A West Virginia and hit .263 (41-for-156) with 18 RBI and nine stolen bases in 39 games.
- Recorded first professional hit and multi-hit game on 6/19 vs. Batavia.
- Set a career-high hitting streak of eight games from 6/22-7/3.
- Scored a career-high three runs on 7/23 vs. Connecticut.
- Tallied six consecutive multi-hit games from 8/9-18 (1), hitting .519 (14-for-27) with two doubles, one homer and five RBI.
- Hit first professional home run on 8/10 at State College.

AWARDS & HONORS

N/A

CAREER BATTING STATS

YEAR	TEAM	LG	LVL	ORG	AVG	G	AB	R	H	2B	3B	HR	RBI	BB	IBB	SO	SB	CS	OBP	SLG	OPS	HBP	SAC	SF	GI/DP
2016	WV Power	SAL	A-	PIT	.189	11	37	2	7	1	0	0	2	2	0	11	1	3	.244	.270	.514	1	1	1	2
2016	WV Black Bears	NYP	A	PIT	.263	39	156	23	41	5	0	1	18	5	0	18	9	3	.297	.314	.611	3	3	1	1
2017	WV Power	SAL	A	PIT	.223	29	121	14	27	6	2	3	12	5	0	32	5	3	.266	.380	.646	2	3	0	2
2017	Bradenton	FSL	A+	PIT	.317	30	101	10	32	6	0	1	20	14	0	14	5	2	.393	.406	.799	0	5	2	1
2017	GCL Pirates	GCL	R	PIT	.259	8	27	6	7	3	0	0	2	4	1	5	0	0	.355	.370	.725	0	0	0	0
2018	Altoona	EAS	AA	PIT	.279	120	402	56	112	16	4	1	34	44	1	69	16	9	.346	.346	.692	2	5	8	13
2019	Altoona	EAS	AA	PIT	.267	12	45	4	12	0	0	0	2	1	0	9	2	0	.283	.267	.549	0	0	0	1
Minor League Totals					.268	249	889	115	238	37	7	6	90	75	2	158	38	20	.326	.345	.672	8	17	12	20



SOCRATES BRITO

OF

Born: 9/6/92 in Azua, D.R.
MLB Debut: 9/8/15 (ARI) vs. SF
Height/Weight: 6-2/205
Twitter: @SocratesBrito

Opening Day Age: 27
ML Service: 1.123
Bats/Throws: L/L
Instagram: @socratesbrito

Acquired: Signed by PIT as a minor league free agent on 12/17/19
2020 Baseball America Ranking (PIT): N/A
2020 MLB Pipeline Ranking (PIT): N/A

Single-Game Bests / Misc.

Hits
 5
 4/7/18 vs. Fresno (AAA)

Home Runs
 2 (2x)
 Last - 7/23/19 @ Charlotte (AAA)

RBI
 6
 6/13/16 @ Las Vegas (AAA)

Runs
 4 (2x)
 Last - 6/27/18 vs. Salt Lake (AAA)

Stolen Bases
 3 (2x)
 Last - 8/8/13 vs. Fort Wayne (A)

Walks
 3 (3x)
 Last - 6/27/18 vs. Salt Lake (AAA)

Hit Streak
 16
 8/17-9/3/12 (R+)

Grand Slams
 N/A

Multi-homer Games
 2
 Last - 7/23/19 @ Charlotte (AAA)

PERSONAL

- Socrates Brito Brito, wife's name is Rosaida Feliz.
- Named after the Greek philosopher Socrates and former Major League pitcher Orel Hershiser.
- Enjoys spending time at the beach with his family and friends.
- Lists David Ortiz as his favorite player growing up.

TRANSACTIONS

- Signed by ARI as a non-drafted free agent on May 28, 2010.
- Had his contract first selected by ARI on Nov. 20, 2014.
- Claimed off waivers by SD from ARI on March 27, 2019.
- Traded to TOR from SD on April 2, 2019 in exchange for OF Domingo Orozco.
- Elected free agency on Nov. 4, 2019.
- Signed by PIT as a minor league free agent on Dec. 17, 2019.

AWARDS & HONORS

- MLB.com Organization All-Star (2018-19, 2014-16)
- Buffalo Team Most Valuable Player (2019)
- PCL All-Star (Mid, 2018)
- MLB.com PCL Player of the Month (6/2018)
- PCL Player of the Week (6/18/18)
- Arizona MLB Player of the Year (2015)
- DWL Rookie of the Year (2015)
- SOU All-Star (Mid/Post, 2015)
- Futures Game Selection (2015)

2019

- Claimed off waivers by San Diego from Arizona the day before Opening Day, was DFA'd on 3/30 and traded to Toronto on 4/2.
- Hit just .077 (3-for-39) in 17 games with Toronto before being DFA'd on 5/10 and outrighted to Triple-A Buffalo for the rest of the season.
- Hit .282 (111-for-394) with 16 home runs for Buffalo.
- Hit .339 (43-for-127) with 16 XBH and 29 RBI from 5/24-6/23, hitting safely in 27-of-31 games.
- Went 4-for-5 at Indianapolis on 6/12, notching five RBI with one home run and a sacrifice fly.
- Logged a two-home run game on 7/23 at Charlotte, the second multi-homer game of his career.
- Ended the season on a nine-game hitting streak, notching seven extra-base hits and nine RBI during that time.

2018

- Ranked as Arizona's No. 19 prospect by *Baseball America* prior to the season.
- Split the season between Arizona and Triple-A Reno.
- Hit a career-best .318 (136-for-428) over 114 games with Reno, also set new single-season career highs with 34 doubles, 17 home runs and 69 RBI.
- Ranked among Pacific Coast League leaders in doubles (3rd), runs scored (4th, 85), hits (4th), extra-base hits (T-5th, 56), total bases (T-6th, 231), OPS (7th, .923), average (8th) and slugging percentage (8th, .540).
- Began the season with Reno and set a new career high after going 3-for-5 on 4/7 vs. Fresno.
- Opened the season on a six-game hitting streak, hitting .520 (13-for-25) with six RBI during that time.
- Hit .323 (51-for-158) with Reno before being promoted to Arizona on 5/22; hit just .118 (2-for-17) in eight games with the big-league club before being optioned to Reno.

- Was named the PCL Player of the Week on 6/18 after hitting .600 (15-for-25) with four doubles and four homers in six straight multi-hit games from 6/11-17.
- Named the PCL Player of the Month after slashing .415/.490/.902 with 10 doubles, 10 home runs and 23 RBI in June.
- Hit .338 (92-for-272) prior to the All-Star break, earning him a spot on the PCL midseason All-Star team; went 1-for-5 with a single in the PCL's 12-7 victory.
- Reached base safely in 26-of-28 games from 7/12-8/14, hitting .291 (30-for-103) with 17 RBI.
- Was promoted to Arizona on 9/1 and hit .217 (5-for-23) through the end of the season.

2017

- Ranked as Arizona's No. 4 prospect by *Baseball America* prior to the season.
- Was placed on the 60-day injured list on 3/28 with a dislocated finger.

- Made his season debut on 5/22 and spent the rest of the season with Reno; hit .291 (85-for-292) with 44 RBI in 78 games.
- Went 4-for-4 and was a home run shy of the cycle on 5/27 vs. Sacramento.

2016

- Ranked as Arizona's No. 8 prospect by *Baseball America* prior to the season.
- Began season with Arizona before being optioned to Reno on 4/18, where he hit .289 (63-for-218) with 19 XBH and 30 RBI through 6/18.
- Missed over a month of the season with injury; activated on 8/5 and split the remainder of the season between Reno and Arizona.
- Set a new career high with six RBI at Las Vegas on 6/13.

2015

- Ranked as Arizona's No. 19 prospect by *Baseball America* prior to the season.
- Spent MLB regular season with Double-A Mobile and earned mid and postseason All-Star honors while leading MLB with 15 triples; also selected to the Futures Game.
- Recalled by Arizona and made his MLB debut on 9/8 vs. San Francisco as a pinch hitter and singled off RHP Tim Hudson in his first at-bat.

2014

- Spent the entire season with High-A Visalia and hit .293 (152-for-518) with 10 home runs and 62 RBI.

2013

- Ranked as Arizona's No. 29 prospect by *Baseball America* prior to the season.
- Spent entire season with Single-A South Bend, hitting .264 (138-for-523) with a career-high 124 strikeouts.
- Tied a career high with three stolen bases on 8/8 vs. Fort Wayne.

2012

- Ranked as Arizona's No. 30 prospect by *Baseball America* prior to the season.
- Spent the season with Rookie-Advanced Missoula and hit .312 (87-for-279) with 39 RBI in 69 games.
- Hit safely in a career-high 16 straight games from 8/17-9/3; slashed .362/.405/.565 with eight extra-base hits and 15 RBI in that time.

2011

- Spent the season with the AZL Diamondbacks, where he reached base safely in 36-of-40 games from 7/8-8/28 with a .310 average (53-for-171).

2010

- Made his professional debut on 7/30 (2) at DSL Cubs 1 and recorded his first hit (RBI single) the same day with DSL Diamondbacks.

CAREER BATTING STATS

YEAR	TEAM	LG	LVL	ORG	AVG	G	AB	R	H	2B	3B	HR	RBI	BB	IBB	SO	SB	CS	OBP	SLG	OPS	HBP	SAC	SF	GIDP
2010	DSL Diamondbacks	DSL	R	ARI	.293	22	82	11	24	4	1	0	8	9	0	15	0	4	.363	.366	.728	0	0	0	1
2011	AZL Diamondbacks	AZL	R	ARI	.275	55	236	29	65	3	1	1	29	13	1	50	18	10	.315	.360	.675	2	1	3	5
2012	Missoula	PIO	R+	ARI	.312	69	279	47	87	15	5	4	39	21	0	73	15	9	.357	.444	.802	1	0	4	3
2013	South Bend	MID	A	ARI	.264	129	523	61	138	24	9	2	49	37	1	124	27	9	.313	.356	.669	2	1	3	3
2014	Visalia	CAL	A+	ARI	.293	128	518	82	152	30	5	10	62	36	1	109	38	10	.339	.429	.767	2	0	5	6
2015	ARIZONA	NL	MLB	ARI	.303	18	33	5	10	3	1	0	1	1	0	7	1	0	.324	.455	.778	0	0	0	0
2015	Mobile	SOU	AA	ARI	.300	129	490	70	147	17	15	9	57	29	1	84	20	6	.339	.451	.790	1	0	2	7
2016	ARIZONA	NL	MLB	ARI	.179	40	95	10	17	3	1	4	12	2	0	23	2	0	.196	.358	.554	0	0	0	3
2016	Visalia	CAL	A+	ARI	.282	97	394	66	111	28	7	0	2	0	2	11	7	3	.328	.510	.838	0	1	4	4
2016	Reno	PCL	AAA	ARI	.294	73	303	46	89	10	8	6	39	13	0	60	7	6	.322	.499	.821	0	0	1	4
2016	AZL Diamondbacks	AZL	R	ARI	.143	2	7	0	1	0	0	0	2	0	0	3	0	0	.143	.143	.286	0	0	0	2
2017	Reno	PCL	AAA	ARI	.291	78	292	43	85	15	8	5	44	22	1	64	6	1	.336	.449	.785	0	0	4	4
2018	ARIZONA	NL	MLB	ARI	.175	24	40	3	7	0	0	1	3	3	0	9	0	1	.227	.250	.477	0	0	1	0
2018	Reno	PCL	AAA	ARI	.318	114	428	85	136	34	5	17	69	44	0	104	15	4	.383	.540	.923	3	0	3	3
2019	TORONTO	AL	MLB	TOR	.077	17	39	5	3	0	1	0	2	4	0	17	0	0	.163	.128	.291	0	0	0	2
2019	Buffalo	INT	AAA	TOR	.111	9	1	0	0	0	0	0	0	0	0	2	0	0	.111	.044	.358	0	0	0	0
	Major League Totals				.179	99	207	23	37	6	3	5	18	10	0	56	3	1	.216	.309	.525	0	0	1	5
	Triple-A Totals				.297	362	1417	240	421	87	28	44	219	108	2	325	39	18	.345	.491	.837	3	1	12	15
	Minor League Totals				.291	898	3561	541	1036	180	70	71	467	253	6	785	157	66	.337	.441	.778	11	3	29	42



JT BRUBAKER

RHP

Born: 11/17/93 in Springfield, Ohio
MLB Debut: N/A
Height/Weight: 6-3/185
Twitter: @ItsJTBrubaker

Opening Day Age: 26
ML Service: 0.000
Bats/Throws: R/R
Instagram: @itsjtbrubaker

Acquired: Selected by PIT in 6th round (187th overall) of the 2015 First-Year Player Draft
2020 Baseball America Ranking (PIT): No. 16
2020 MLB Pipeline Ranking (PIT): N/A

Single-Game Bests/Misc.

Complete Games

1
7/4/16 @ Charlotte (A+)

Shutouts

N/A

Innings (Start)

8.0 (2x)
Last - 8/4/18 @ Toledo (AAA)

Innings (Relief)

3.0
5/21/17 vs. Erie (AA)

Hits Allowed

9 (5x)
Last - 6/23/18 vs. Durham (AAA)

Earned Runs Allowed

6 (2x)
Last - 6/23/18 vs. Durham (AAA)

Home Runs Allowed

3 (2x)
Last - 6/25/17 vs. Hartford (AA)

Strikeouts

11
6/2/16 @ Augusta (A)

10+ Strikeout Games

2
Last - 6/13/17 vs. Portland (AA)

Walks

5 (2x)
Last - 6/1/18 vs. Scranton/Wilkes-Barre (AAA)

Winning Streak

4 (2x)
Last - 7/19-8/23/18 (AAA)

Losing Streak

5
4/28-5/23/16 (A)

PERSONAL

- Jonathan Trey Brubaker, wife's name is Darci.
- Attended the University of Akron (2013-15), where he went 5-4 with a 3.63 ERA (36er/89.1ip) in 15 games (15 starts) as junior in 2015, led the Zips in strikeouts (72) and starts while finishing second in wins and innings pitched that year.
- Led the Zips in strikeouts (39) as a freshman in 2013 while making 12 starts.
- 2012 graduate of Tecumseh (New Carlisle, Ohio) High School, where he was a three-year letterwinner in baseball.
- Was a two-time first-team All-Central Buckeye Conference and All-Springfield News selection.
- Also played basketball up through his sophomore year.
- His father, Frank Brubaker, spent two seasons as a pitcher in the New York Yankees farm system, playing for Short-Season A Oneonta (NYP) and the GCL Yankees in 1989 and Fort Lauderdale (FLS) in 1990.

TRANSACTIONS

- Selected by PIT (6th round, 187th overall) in the 2015 First-Year Player Draft.
- Had his contract first selected by PIT on Nov. 20, 2018.

2019

- Rated by *Baseball America* as Pittsburgh's No. 27 prospect prior to the season; also listed by MLB Pipeline at No. 21.
- Was Indy's Opening Day starter on 4/4 and took a no-decision at Columbus (4.2ip, 6h, 2r, 2bb, 3k).
- Recorded back-to-back wins on 4/10 and 4/15, throwing a combined 11.1 innings with one run surrendered, one walk and 12 strikeouts.
- Left his 4/15 start early with an injury after throwing 5.1 scoreless innings with five strikeouts.
- Compiled a 2.57 ERA (6er/21.0ip) with Indianapolis before being placed on the 7-day injured list on 4/28 with a right forearm strain.
- Made two rehab starts in June with Short-Season A West Virginia for a combined 1.35 ERA (1er/6.2ip) before being shut down for the remainder of the season.

2018

- Between Double-A Altoona and Indianapolis, had a 10-6 record, 2.81 ERA (48er/154.0ip) and 131 strikeouts in 28 starts combined en route to being named Pittsburgh's Minor League Pitcher of the Year.
- Opened with Altoona and went 2-2 with a 1.80 ERA (7er/35.0ip) and 35k strikeouts-to-walk ratio in six starts.
- Was Altoona's Opening Day starter on 4/5 vs. Akron and took a no-decision (5.0ip, 4h, 3r, 1er, 2bb, 8k).
- Had a 13-2-inning scoreless streak from 4/18-30, capped by a career-high 8.0-inning start on 4/30 at Richmond (6h, 1r, 1er, 0bb, 7k).
- Was 2-1 with a 1.45 ERA (5er/31.0ip) and 34 strikeouts through five starts in April, ranking among Eastern League leaders in punchouts (1st), innings pitched (T-1st) and ERA (5th).
- Promoted to Indy on 5/10 and owned an 8-4 record, 3.10 ERA (41er/119.0ip) and 96 strikeouts over 22 starts.
- Won his Triple-A debut on 5/10 at Louisville (6.0ip, 6h, 0r, 1bb, 2k).
- Had a sub-4.00 ERA with Indy every month from May thru August, including a 1.01 ERA (3er/26.2ip) in five August outings that was the seventh-best monthly mark by a Tribe pitcher (min. 25.0 IP) since 2005.
- Named International League Pitcher of the Week on 8/6 after consecutive road starts at Columbus on 7/30 (7.0ip, 7h, 1r, 0bb, 8k) and at Toledo on 8/4 (8.0ip, 3h, 0r, 0bb, 6k); was 1-0 with a 0.60 ERA (1er/15.0ip) in those two starts combined.
- Had eight quality starts for Indy and the Indians went 13-9 when he took the mound.
- Ranked among IL season leaders in ERA (7th) and his 119.0 innings and 96 punchouts ranked third and seventh, respectively, among IL pitchers from 5/10-end of regular season.
- Finished first among Pirates farmhands in ERA, was second in strikeouts and tied for seventh in wins.

2017

- Spent the whole season with Altoona, going 7-6 with a 4.44 ERA (64er/129.2ip) and 109 strikeouts.
- Did not lose in May and owned a 2.16 ERA (4er/16.2ip).
- Recorded the second 10-plus-strikeout game of his career on 6/13 vs. Portland (7.0ip, 3h, 0r, 0bb).
- Earned the win in Game 2 of the EAS Championship Series on 9/13 at Trenton (8.0ip, 8h, 2r, 1er, 1bb, 6k).
- Ranked among Pirates farmhands in starts (T-4th, strikeouts (T-6th) and innings pitched (10th).
- Gave up one hit with the bases loaded (0.71, 1-for-14).
- Pitched for the Glendale Desert Dogs in the Arizona Fall League and went 0-1 with a 2.63 ERA (4er/13.2ip).

2016

- Split season between Single-A West Virginia and High-A Bradenton and went 6-11 with a 4.44 ERA (64er/129.2ip) and 120 strikeouts in 26 starts.
- Lost five starts in a row from 4/28-5/23, the longest losing streak of his career.
- Struck out a career-high 11 batters on 6/2 at Augusta (6.0ip, 4h, 1r, 1er, 2bb).
- Recorded a sub-3.00 monthly ERA twice in West Virginia — in April (2.67 ERA, 8er/27.0ip) and June (1.50 ERA, 2er/12.0ip).
- Transferred to Bradenton on 6/8 and threw his first career complete game on 7/4 at Charlotte (5.1ip).
- Allowed just a .208 batting average against right-handed opponents during tenure with the Power.
- Made 10 quality starts out of 26 total for both clubs.
- Tied for fourth in strikeouts among Pirates farmhands.

2015


- Spent the entire season with Short-Season A West Virginia, compiling a 6-4 record, 2.82 ERA (23er/73.1ip) and 49 strikeouts in 15 starts.
- Got all six wins after 7/3, losing just a single game in his final 12 starts (6-1, 1.90 ERA [13er/61.2ip], 12bb, 45k).
- Named New York-Penn League Pitcher of the Week on 7/27 after winning two games (7/20 at Auburn, 7/25 vs. Staten Island), allowing no earned runs and five total baserunners (three hits, two walks) with nine punchouts over 11.0 total innings.
- Allowed 10 earned runs in his first three professional starts combined; surrendered 13 earned runs over his last dozen starts.
- Went 2-0 following the All-Star break with a 1.64 ERA (4er/22.0ip).
- Recorded a quality start in his final three outings of the regular season, including a season-high seven-strikeout performance on 9/2 (6.0ip).
- Went 6.0 scoreless innings and struck out six in Game 1 of the NYPL Championship Series.
- Led the NYPL in starts and WHIP (0.94), ranked fourth in average against (.216) among starting pitchers and was fifth in ERA; also allowed the fewest baserunners per 9.0 innings pitched (8.84) among starters.

AWARDS & HONORS

Pittsburgh Minor League Pitcher of the Year (2018) MiLB.com Organization All-Star (2018) INT Pitcher of the Week (8/6/18) NYP Pitcher of the Week (7/27/15)

CAREER PITCHING STATS

YEAR	TEAM	LG	LVL	ORG	W-L	ERA	G-6S	CG	SHO	SV-SVO	IP	H	R	ER	HR	HB	BB-IBB	SO	WHIP	AVG	AB
2015	WV Black Bears	NYP	A-	PIT	6-4	2.82	15-15	0	0	0-0	73.1	57	26	23	3	3	12-0	49	0.94	.216	264
2016	WV Power	SAL	A	PIT	4-5	3.48	12-12	0	0	0-0	62.0	56	30	24	9	3	24-0	77	1.29	.241	232
2016	Bradenton	FLS	A+	PIT	2-6	5.32	14-14	1	0	0-0	67.2	77	43	40	6	7	22-0	44	1.46	.289	266
2017	Altoona	EAS	AA	PIT	7-6	4.44	26-24	0	0	0-0	129.2	150	73	64	9	8	45-0	109	1.50	.291	516
2018	Altoona	EAS	AA	PIT	2-2	1.80	6-6	0	0	0-0	35.0	29	9	7	3	3	8-0	35	1.06	.218	133
2018	Indianapolis	INT	AAA	PIT	8-4	3.10	22-22	0	0	0-0	119.0	121	47	41	7	8	36-0	96	1.32	.268	452
2019	Indianapolis	INT	AAA	PIT	2-1	2.57	4-4	0	0	0-0	21.0	19	6	6	2	3	4-0	20	1.10	.241	79
2019	WV Black Bears	NYP	A-	PIT	0-0	1.35	2-2	0	0	0-0	6.2	5	2	1	0	0	4-0	4	1.35	.217	23
Triple-A Totals					10-5	3.02	26-26	0	0	0-0	140.0	140	53	47	9	11	40-0	116	1.29	.264	531
Minor League Totals					31-28	3.60	101-99	1	0	0-0	514.1	514	236	206	37	35	155-0	433	1.30	.262	1965



BLAKE CEDERLIND

RHP

Born: 1/4/96 in Turlock, Calif.

MLB Debut: N/A

Height/Weight: 6-4/215

Twitter: @Ceeds_

Opening Day Age: 24

ML Service: 0.000

Bats/Throws: R/R

Instagram: @land_of_ceder

Acquired: Selected by PIT in 5th round (165th overall) of the 2016 First-Year Player Draft

2020 Baseball America Ranking (PIT): No. 25

2020 MLB Pipeline Ranking (PIT/Tools): No. 28 / Fastball 70

Single-Game Bests/ Misc.

Complete Games

N/A

Shutouts

N/A

Innings (Start)

5.0 (2x)

Last - 7/4/17 @ Lexington (A)

Innings (Relief)

3.1

4/26/18 vs. Rome (A)

Hits Allowed

8

6/24/17 (1) vs. Lexington (A)

Earned Runs Allowed

7

6/6/17 vs. Delmarva (A)

Home Runs Allowed

3

6/6/17 vs. Delmarva (A)

Strikeouts

5 (5x)

Last - 5/2/18 vs. Augusta (A)

10+ Strikeout Games

N/A

Walks

4

7/19/18 vs. Daytona (A+)

Winning Streak

5

6/5-8/14/19 (AA)

Losing Streak

3

6/6-7/9/17 (A)

PERSONAL

- Blake Alan Cedering.
- Is a 2014 graduate of Turlock (Calif.) High School, where he was the Central California Pitcher of the Year as a senior after going 8-1 with a 2.51 ERA and 52 strikeouts.
- Made 13 appearances (two starts) for Merced (Merced, Calif) College in 2015 and went 3-1 with 17 strikeouts in 21.1 innings pitched.
- Attended the same high school as teammate Kevin Kramer.

TRANSACTIONS


- Selected by MIN (22nd round, 650th overall) in the 2015 First-Year Player Draft but did not sign.
- Selected by PIT (5th round, 165th overall) in the 2016 First-Year Player Draft.
- Had his contract first selected by PIT on Nov. 20, 2019.

AWARDS & HONORS

N/A

CAREER PITCHING STATS

YEAR	TEAM	LG	LVL	ORG	W-L	ERA	G-6S	CG	SHO	SV-SVO	IP	H	R	ER	HR	HB	BB-IBB	SO	WHIP	AVG	AB
2016	Bristol	APP	R+	PIT	0-1	4.67	6-6	0	0	0-0	17.1	18	12	9	2	0	7-0	14	1.44	.277	65
2017	WV Power	SAL	A	PIT	2-3	7.76	25-7	0	0	2-2	58.0	67	54	50	9	6	34-0	55	1.74	.289	232
2018	WV Power	SAL	A	PIT	3-2	2.86	19-1	0	0	1-3	28.1	21	9	9	1	4	9-0	36	1.06	.208	101
2018	Bradenton	FSL	A+	PIT	1-2	7.59	17-0	0	0	3-4	21.1	26	20	18	2	2	19-0	18	2.11	.302	86
2019	Altoona	EAS	AA	PIT	5-1	1.77	31-0	0	0	2-4	45.2	31	10	9	1	6	16-1	42	1.03	.191	162
2019	Indianapolis	INT	AAA	PIT	0-1	7.50	3-0	0	0	0-1	6.0	11	5	5	1	1	2-0	5	2.17	.393	28
2019	Bradenton	FSL	A+	PIT	0-0	1.17	7-0	0	0	2-2	7.2	4	1	1	0	0	6-0	8	1.30	.143	28
	Triple-A Totals				0-1	7.50	3-0	0	0	0-1	6.0	11	5	5	1	1	2-0	5	2.17	.393	28
	Minor League Totals				11-10	4.93	108-14	0	0	8-16	184.1	178	111	101	16	19	93-1	178	1.47	.234	702



JOEL CESAR

RHP

Born: 1/26/96 in Altamira, D.R.
MLB Debut: N/A
Height/Weight: 5-9/205
Twitter: N/A

Opening Day Age: 24
ML Service: 0.000
Bats/Throws: R/R
Instagram: N/A

Acquired: Signed by PIT as a non-drafted free agent on 10/30/15
2020 Baseball America Ranking (PIT): N/A
2020 MLB Pipeline Ranking (PIT): N/A

Single-Game Bests/Misc.

Complete Games

N/A

Shutouts

N/A

Innings (Start)

3.2

6/15/16 @ DSL Indians (R)

Innings (Relief)

4.0 (2x)

Last - 8/15/18 vs. Columbia (A)

Hits Allowed

4 (5x)

Last - 6/3/19 @ Erie (AA)

Earned Runs Allowed

4 (3x)

Last - 6/3/19 @ Erie (AA)

Home Runs Allowed

1 (13x)

Last - 8/4/19 @ Reading (AA)

Strikeouts

5 (3x)

Last - 8/15/18 vs. Columbia (A)

10+ Strikeout Games

N/A

Walks

4 (2x)

Last - 4/18/18 @ Charleston (A)

Winning Streak

2 (2x)

Last - 4/10-18/19 (A+)

Losing Streak

2

7/18-8/4/19 (AA)

PERSONAL

• Joel Daniel Cesar.

TRANSACTIONS

• Signed by PIT as a non-drafted free agent on Oct. 30, 2015.

2019

- Began the season with High-A Bradenton and went 2-0 with a 0.73 ERA (1er/12.1ip) and 5 saves in nine games; his two straight wins tied a career high.
- Named a Florida State League midseason All-Star.
- Promoted to Altoona on 5/9 and spent the rest of the season in Double-A.
- Appeared in seven games in May for Altoona with a 1.64 ERA (2er/11.0ip) and 12 strikeouts.
- Tied a career high in hits (four) and earned runs allowed (four) on 6/3 at Double-A Erie.
- Went 2-1 with a 1.89 ERA (4er/19.0ip) at home vs. going 1-3 with a 5.59 ERA (12er/19.1ip) on the road with Altoona.
- Struck out a career-high 52 batters between Bradenton and Altoona.

2018

- Spent the entire season with Single-A West Virginia and went 2-1 with a 3.15 ERA (19er/54.1ip) in 29 appearances.
- Walked a career-high tying four batters on 4/18 at Charleston.
- Pitched a career-high 4.0 innings in relief vs. Augusta on 5/3; tied that record on 8/15 vs. Columbia.
- Tied a career high with two five-strikeout games on 6/13 and 8/15.
- After allowing seven runs (four earned) on 4/25 (2) vs. Rome, had a 0.39 ERA (1er/23.0ip) from 4/28-7/6 and held opponents to a .182 batting average (14-for-77); also set a career-high two-game winning streak during that time.
- Held lefties to a .195 batting average (17-for-87) and held opponents to a .196 batting average (20-for-102) with runners on base.

2017

- Spent the entire season with Short-Season A West Virginia and went 1-1 with a 3.67 ERA (11er/27.0ip) in 22 appearances.
- Went 1-0 with four saves from 6/22-8/6; had a 1.06 ERA (2er/17.0ip) and 19 strikeouts in 13 appearances.
- Set a career high with five strikeouts on 7/19 at Auburn.
- Had a 0.55 ERA (1er/16.1ip) on the road and an 8.44 ERA (10er/10.2ip) at home.
- Earned two saves without allowing a hit in his final three appearances of the season (2.2ip).

2016

- Made two starts with the DSL Pirates and allowed three runs (two earned) in 6.2 combined innings pitched.

AWARDS & HONORS

FSL All-Star (Mid, 2019)

CAREER PITCHING STATS

YEAR	TEAM	LG	LVL	ORG	W-L	ERA	G-GS	CG	SHO	SV-SVO	IP	H	R	ER	HR	HB	BB-IBB	SO	WHIP	AVG	AB
2016	DSL Pirates	DSL	R	PIT	0-0	2.70	2-2	0	0	0-0	6.2	4	3	2	1	0	7-0	5	1.65	.174	23
2017	WV Black Bears	NYP	A-	PIT	1-1	3.67	22-0	0	0	7-8	27.0	16	12	11	2	2	18-0	27	1.26	.165	97
2018	WV Power	SAL	A	PIT	2-1	3.15	29-0	0	0	3-3	54.1	44	30	19	4	0	23-0	50	1.23	.222	198
2019	Altoona	EAS	AA	PIT	3-4	3.76	28-1	0	0	1-3	38.1	38	18	16	5	4	12-0	36	1.30	.260	146
2019	Bradenton	FSL	A+	PIT	2-0	0.73	9-0	0	0	5-6	12.1	4	1	1	0	0	5-0	16	0.73	.100	40
Minor League Totals					8-6	3.18	90-3	0	0	16-20	138.2	106	64	49	13	6	65-0	134	1.23	.210	504



WILL CRAIG

INF

Born: 11/16/94 in Johnson City, Tenn.
MLB Debut: N/A
Height/Weight: 6-3/220
Twitter: N/A

Opening Day Age: 25
ML Service: 0.000
Bats/Throws: R/R
Instagram: @wcraig22

Acquired: Selected by PIT in 1st round (22nd overall) of the 2016 First-Year Player Draft
2020 Baseball America Ranking (PIT): No. 22
2020 MLB Pipeline Ranking (PIT): No. 19

Single-Game Bests/ Misc.

Hits

4

7/24/18 @ Akron (AA)

Home Runs

2

7/20/18 @ Reading (AA)

RBI

5 (2x)

Last - 6/12/18 @ Binghamton (AA)

Runs

4

7/23/17 vs. Clearwater (A+)

Stolen Bases

1 (11x)

Last - 5/8/19 @ Scranton/Wilkes-Barre (AAA)

Walks

3 (2x)

Last - 7/2/17 vs. Florida (A+)

Hit Streak

17

7/22-8/9/16 (A-)

Grand Slams

N/A

Multi-homer Games

1

7/20/18 @ Reading (AAA)

PERSONAL

- William Isaac Craig, wife's name is Morgan.
- Played three years at Wake Forest (Winston-Salem, N.C.) University (2014-16), where he ranks in the program's top 10 all-time in home runs (10th, 37) and walks (10th, 108) while finishing just outside the top 10 in average (.347), doubles (42) and RBI (160).
- Was the sixth baseball player in WFU history to be a first-round selection.
- Was named one of five finalists for the 2016 Dick Howser Trophy, awarded to the top baseball player in the nation; hit .379 (69-for-182) with 16 homers, 16 doubles, 66 RBI, a .520 on-base percentage and .731 slugging percentage in 55 games that year as a junior.
- Finished third in the country in slugging percentage and eighth in on-base percentage in 2016.
- Named a 2016 first-team All-American by both *Baseball America* and *Collegiate Baseball*, also named the National Player of the Year by D1 Baseball that season and was a semifinalist for the Golden Spikes Award.
- As a sophomore in 2015, he hit .382 with 13 homers and 58 RBI en route to ACC Player of the Year, Louisville Slugger first-team All-American and *Baseball America* second-team All-American honors.
- Was named a Louisville Slugger Freshman All-American.
- 2013 graduate of Science Hill (Johnson City, Tenn.) High School, where he was a three-time All-Conference selection, Big 8 Conference Player of the Year in 2012, three-time All-Region Team as selected by the Tennessee Baseball Coaches Association and three-time Super 22 Team selection by the Johnson City Press.
- Also named a Louisville Slugger High School All-American by *Collegiate Baseball* Newspaper.
- Played in the Area Code Games in Long Beach, Calif. in 2011 and 2012 and was selected to the Perfect Game WWBA 18U All-Tournament Team.
- High school teammates with Tigers LHP Daniel Norris; school also produced Heisman Trophy winner Steve Spurrier.

TRANSACTIONS

- Selected by KC (37th round, 1,140th overall) in the 2013 First-Year Player Draft but did not sign.
- Selected by PIT (1st round, 22nd overall) in the 2016 First-Year Player Draft.
- Had his contract first selected by PIT on Nov. 20, 2019.

2019

- Entered the season listed as Pittsburgh's No. 16 prospect by *Baseball America* and No. 15 by MLB Pipeline.
- Spent the entire season with Indianapolis, hitting .249 (123-for-494) in 131 games.
- Led the team with a career-high 23 home runs, 78 RBI (T-6th in IL), 44 walks, 46 extra-base hits and 69 runs scored.
- Also ranked second among Pirates minor leaguers in home runs and total bases, third in RBI and hits, fifth in extra-base hits and tied for sixth in runs scored.
- Hit safely in 10 of his first 11 Triple-A games with six home runs, 13 RBI and a .302 batting average (13-for-43).
- Had back-to-back three-hit games on 4/26-27 at Charlotte.
- Homered four times in games on 5/23-28, also had three doubles and seven RBI during that stretch.
- Had a team-best 14-game hitting streak from 5/25-6/8 (1), hitting .368 (21-for-57).
- Named Indy's Player of the Month after hitting eight home runs and driving in 20 in May.
- Was selected to the Futures Game, where he was the starting first baseman and was hit by a pitch in both of his at-bats.
- Hit a walk-off home run on 7/30 vs. Columbus, the first of his career.
- Earned the first MiLB Gold Glove of his career after registering a .999 fielding percentage in 111 games at first base, the highest mark of any qualifying first baseman in both MiLB and MLB.
- Was named an MiLB.com Organization All-Star following the season.

2018

- Ranked as Pittsburgh's No. 24 prospect prior to the season by *Baseball America*.
- Spent entire season with Double-A Altoona, hitting .248 (119-for-480) with 30 doubles, a team-high 20 home runs, and a Double-A and Pirates system-leading 102 RBI.
- Hit safely in 12 of 15 games from 5/14-31, batting .321 (17-for-53) with three homers and 16 RBI.
- Hit .441 (15-for-34) with five homers, three doubles, 15 RBI and 13 runs scored over a nine-game hitting streak from 6/8-20 (1).
- Named the EAS Player of the Week on 6/18 after homering in five of six games the week prior; also batted .522 (12-for-23) with 12 RBI, 12 runs scored and a 1.868 OPS.
- Had the first four-hit game of his career on 7/24 at Akron.
- Logged his first multi-homer game on 8/20 at Reading.
- His RBI total was fifth in all of Minor League Baseball and ranks second all-time in Curve history behind only Adam Hyzud's club record 106 in 2007.
- Became the first Pirates minor leaguer to reach 100 RBI since Quincy Latimore had 100 in 2010 and was the highest total since Steve Pearce had 113 in 2007.

AWARDS & HONORS

MiLB.com Organization All-Star (2018, 2019) AFL All-Prospect Team (2018) EAS Player of the Week (6/18/18)
MiLB Rawlings Gold Glove (2019) Altoona MVP (2018) FSL All-Star (Mid, 2017)
Futures Game Selection (2019) EAS All-Star (Mid/Post, 2018)

CAREER BATTING STATS

YEAR	TEAM	LG	LVL	ORG	AVG	G	AB	R	H	2B	3B	HR	RBI	BB	IBB	SO	SB	CS	OBP	SLG	OPS	HBP	SAC	SF	GIDP
2016	WV Black Bears	NYP	A-	PIT	.280	63	218	28	61	12	0	2	23	41	0	37	2	0	.412	.362	.775	11	0	4	5
2017	Bradenton	FSL	A+	PIT	.271	123	458	59	124	26	1	6	61	62	1	106	1	3	.373	.371	.744	16	0	6	11
2018	Altoona	EAS	AA	PIT	.248	128	480	73	119	30	2	20	102	42	1	128	6	3	.321	.448	.768	15	0	12	8
2019	Triple-A Totals	INT	AAA	PIT	.249	131	494	69	123	23	0	23	78	44	1	146	2	3	.326	.435	.761	14	0	4	15
	Minor League Totals				.259	449	1650	229	427	91	4	51	264	189	3	417	11	9	.350	.412	.761	56	0	26	39

ORGANIZATION

2020 INDIANS

IL & OPPOSITIONS

2019 REVIEW

PIRATES

HISTORY

GENERAL



ONEIL CRUZ

INF

Born: 10/4/98 in Nizao, D.R.

MLB Debut: N/A

Height/Weight: 6-7/210

Twitter: @OneilCruz4

Opening Day Age: 21

ML Service: 0.000

Bats/Throws: L/R

Instagram: @oneilcruz_04

Acquired: Trade (LAD) on 7/31/17 with RHP Angel Gorman in exchange for LHP Tony Watson
2020 Baseball America Ranking (PIT/SS/Tools/Overall): No. 3 / No. 10 / Best Power Hitter, Best Athlete & Best Infield Arm / No. 57

2020 MLB Pipeline Ranking (PIT/SS/Tools/Overall): No. 3 / No. 9 / Power 60, MiLB & PIT Strongest Arm 70 / No. 64

Single-Game Bests/ Misc.

Hits
5
7/20/17 @ Cedar Rapids (A)

Home Runs
2
4/13/18 @ Hickory (A)

RBI
4
4/13/18 @ Hickory (A)

Runs
3 (6x)
Last - 7/21/19 @ Tampa (A+)

Stolen Bases
2 (4x)
Last - 8/19/19 vs. Hartford (AA)

Walks
3 (2x)
Last - 7/28/19 vs. St. Lucie (A+)

Hit Streak
14
4/27-5/14/18 (A)

Grand Slams
N/A

Multi-home Games
1
4/13/18 @ Hickory (A)

PERSONAL

- Oneil Cruz.
- Was named after his father's baseball idol, former big leaguer Paul O'Neill.
- His older brother, Homer, is a member of the Chicago (AL) minor league system.
- His younger brother, Rafael Jr., will be eligible to sign during the next international signing period.
- His father, Rafael, played three seasons in the minors for Texas in the mid-80s.

TRANSACTIONS

- Signed by LAD as a non-drafted free agent on **July 2, 2015**.
- Traded to PIT from LAD on **July 31, 2017** with RHP Angel Gorman in exchange for LHP Tony Watson.
- Had his contract first selected by PIT on **Nov. 20, 2019**.

2019

- Ranked as Pittsburgh's No. 3 prospect and the No. 79 overall prospect by *Baseball America* prior to the season.
- Began the season with High-A Bradenton and hit .238 (10-for-42) before being placed on the 7-day injured list on 4/28 with a right foot fracture.
- Went 6-for-10 in three rehab appearances with the GCL Pirates before being reinstated on 6/30.
- Was named the Florida State League Player of the Month after hitting .326 (29-for-89) with four doubles, a triple, six home runs and 13 RBI from 7/1-28.
- Promoted to Altoona on 7/30 and went 2-for-3 with a pair of doubles in his Double-A debut at Trenton.
- Had nine multi-hit games with Altoona; went 4-for-5 on 8/13 at Harrisburg, 3-for-4 with two doubles on 8/21 vs. Hartford and 2-for-4 with a double and home run on 8/24 at Bowie.

2018

- Ranked as Pittsburgh's No. 22 prospect by *Baseball America* prior to the season.
- Spent the entire season with Single-A West Virginia and hit .286 (115-for-402) in 103 games.
- Homered twice on 4/13 at Hickory for the only multi-home run game of his career; also recorded a career-high four RBI.
- Hit .351 (20-for-57) during a career-high 14-game hitting streak from 4/27-5/14.
- Hit just .215 (17-for-79) in April but improved to hit safely in 21-of-24 games during May with a .323 average (30-for-93), 10 extra-base hits and 10 RBI.
- Went 4-for-6 with three doubles on 5/10 at Hagerstown.
- Opened June by hitting safely in 19-of-20 games with a .407 average (35-for-86).
- Had six multi-hit contests in seven games from 6/14-23.
- Named the South Atlantic League June Player of the Month after hitting .375 (39-for-104) with nine doubles, three triples, three home runs and 19 RBI.
- Had a pair of four-hit games in June with a combined four runs scored, two doubles, two triples and five RBI.
- Named an SAL postseason All-Star and the league's Most Outstanding Prospect following the season.
- Set career highs with 25 doubles, seven triples, 14 home runs and 59 RBI.
- Ranked among SAL leaders in average (5th), OPS (5th, .831), triples (15th) and slugging percentage (6th, .488).

2017

- Entered the season listed as Los Angeles' (NL) No. 27 prospect by *Baseball America*.
- Opened the season with Single-A Great Lakes and hit just .133 (11-for-83) in April.
- Hit his first professional home run on 4/8 at Lansing.
- Raised his average in May by hitting safely in 21-of-24 games with a .292 average (28-for-96), his best month of the season.
- Hit .264 (43-for-163) with six doubles, a triple, four home runs and 20 RBI in June and July combined.
- Traded to Pittsburgh from Los Angeles (NL) on 7/30 and joined Single-A West Virginia on 8/5.
- Had a career-high five-hit game on 7/20 at Cedar Rapids.
- Set a new career high after being walked three times on 8/20 at Greenville.
- Hit .300 (9-for-30) at home with the Power vs. .120 (3-for-25) on the road.

2016

- Made his professional debut on 6/4 and went 1-for-4 vs. DSL Diamondbacks 2.
- Set a career high after stealing two bases on 6/11 vs. DSL Giants; also went 4-for-4 that day with two doubles.
- Went 3-for-5 on 7/7 with a career-high three runs scored at DSL Diamondbacks 2.
- Went 10-for-21 from 7/7-12 with four multi-hit contests.
- Reached base safely in 21 straight games from 7/25-8/23 while hitting .357 (25-for-70) with 10 extra-base hits.

AWARDS & HONORS


MiLB.com Organization All-Star (2019)
 FSL Player of the Month (7/2019)

SAL Most Outstanding Prospect (2018)
 SAL All-Star (Post, 2018)

SAL Player of the Month (6/2018)

CAREER BATTING STATS

YEAR	TEAM	LG	LVL	ORG	AVG	G	AB	R	H	2B	3B	HR	RBI	BB	IBB	SO	SB	CS	OBP	SLG	OPS	HBP	SAC	SF	GIDP
2016	DSL Dodgers 1	DSL	R	LAD	.294	55	187	28	55	18	5	0	23	22	0	44	11	5	.367	.444	.811	0	0	1	5
2017	WV Power	SAL	A	PIT	.218	16	55	9	12	2	1	2	8	8	0	22	0	0	.317	.400	.717	0	0	0	1
2017	Great Lakes	MID	A	LAD	.240	89	342	51	82	9	1	8	36	28	1	110	8	7	.293	.342	.635	0	0	5	5
2018	WV Power	SAL	A	PIT	.286	103	402	66	115	25	7	14	59	34	2	100	11	5	.343	.488	.831	3	0	4	7
2019	Altoona	EAS	AA	PIT	.269	35	119	14	32	8	3	1	17	15	1	35	3	1	.346	.412	.757	0	0	2	1
2019	Bradenton	FSL	A+	PIT	.301	35	136	21	41	6	1	7	16	8	1	38	7	3	.345	.515	.860	1	0	0	0
2019	GCL Pirates	GCL	R	PIT	.600	3	10	0	6	1	0	0	1	1	0	1	1	0	.636	.700	1.336	0	0	0	0
Minor League Totals					.274	336	1251	189	343	69	18	32	160	116	5	350	41	21	.335	.435	.770	4	0	12	19



MIGUEL DEL POZO

LHP

Born: 10/14/92 in Santo Domingo, D.R.
MLB Debut: 8/20/19 (2) (LAA) @ TEX
Height/Weight: 6-1/205
Twitter: N/A

Opening Day Age: 27
MLB Service: 0.043
Bats/Throws: L/L
Instagram: @migueldelpozo

Acquired: Signed by PIT as a minor league free agent on 12/6/19
2020 Baseball America Ranking (PIT): N/A
2020 MLB Pipeline Ranking (PIT): N/A

Single-Game Bests/Misc.

Complete Games

N/A

Shutouts

N/A

Innings (Start)

6.0 (2x)

Last - 7/22/15 @ Clearwater (A+)

Innings (Relief)

4.2

6/1/11 vs. DSL Nationals (R)

Hits Allowed

8

7/22/15 @ Clearwater (A+)

Earned Runs Allowed

8

6/24/18 @ Mississippi (AA)

Home Runs Allowed

2 (2x)

Last - 9/19/19 @ New York (AL)

Strikeouts

7

7/7/11 @ DSL Mets (R)

10+ Strikeout Games

N/A

Walks

5 (2x)

Last - 6/19/13 @ Auburn (A-)

Winning Streak

5

6/6-8/25/18 (AA)

Losing Streak

4 (2x)

Last - 6/25-7/28/15 (A+)

PERSONAL

- Miguel Eduardo Del Pozo.
- Is a 2010 graduate of Colegio Quisqueya.
- His favorite player while growing up was Pedro Martinez.

TRANSACTIONS

- Signed by FLA as a non-drafted free agent on Nov. 20, 2010.
- Is a 2010 graduate of Colegio Quisqueya.
- Elected free agency on Nov. 2, 2018.
- Signed by TEX as a minor league free agent on Dec. 21, 2018.
- Traded to LAA from TEX on Aug. 9, 2019 in exchange for cash.
- Elected free agency on Oct. 28, 2019.
- Signed by PIT as a minor league free agent on Dec. 6, 2019.

2019

- Began the season with Triple-A Nashville and tossed a scoreless frame on Opening Day vs. Iowa.
- Went 2-3 with one save and a 5.12 ERA (26er/45.2ip) with Nashville before being traded to Los Angeles (AL) and joining Triple-A Salt Lake on 8/9.
- Surrendered two home runs in an outing for the first time in his career on 4/10 at Round Rock and took the loss (1.2ip, 3h, 5r, 4er, 4bb, 1k); also allowed two home runs on 9/19 at New York (AL).
- Had his contract selected by Los Angeles (AL) on 8/18 and made his major league debut on 8/20 (2) at Texas (0.2ip, 1k).
- Recorded his first major league strikeout on the second batter he faced, Rongey Odor.
- Held opponents hitless and scoreless in eight (6.2ip) of his 17 MLB outings (9.1ip total).

2018

- Began the season on the disabled list with a chest muscle strain.
- Reinstated from the DL on 6/2 and spent the remainder of the season with Double-A Jacksonville, where he went 5-0 with a 3.97 ERA (15er/34.0ip) in 28 relief appearances; his five-win streak was the longest of his career.
- Had a combined eight strikeouts in his five wins (6.1ip) while allowing just one unearned run.
- Allowed a career-high eight earned runs (0.2ip, 6h, 8r, 2bb, 1k) on 6/24 at Mississippi.
- Allowed just one run in his final 14.2 innings pitched (0.61 ERA); also had a 4.3 strikeout-to-walk ratio in that span.

2017

- Began the season on the disabled list while rehabbing Tommy John surgery; threw two scoreless frames in rehab appearances with GCL Marlins before being reinstated on 6/30.
- Split the remainder of the season between Single-A Greensboro, High-A Jupiter and Jacksonville with a 0.76 ERA (2er/23.2ip) in 20 appearances.
- Had a season-high 10.1-inning scoreless streak from 7/18-8/10 (2).
- Allowed just one earned run in 16.2ip in High-A before being promoted to Jacksonville on 8/21.

2016

- Had Tommy John surgery on 4/26 (surgery performed by Dr. James Andrews) and missed the entire season.

2015

- Began the season rated as Miami's No. 27 prospect by *Baseball America*.
- Appeared in 27 games (five starts) with Jupiter and went 2-5 with a 4.25 ERA (28er/59.1ip) and 55 strikeouts.
- Was named a Florida State League midseason All-Star after going 2-1 with a 3.66 ERA (13er/32.0ip) and 38 strikeouts before the break.
- Went on a career-high four-game losing streak from 6/25-7/28 and had a 5.13 ERA (15er/26.1ip) during that time.
- Made the second quality start of his career on 7/22 at Clearwater (6.0ip, 8h, 3r, 2er, 2bb, 2k).
- Suffered a sprained left elbow following four straight starts from 7/9-28 and was shut down for the remainder of the season.

2014

- Spent the entire season with Greensboro and went 2-6 with a 4.91 ERA (36er/66.0ip) and 85 strikeouts in 41 appearances.
- Made 11 scoreless appearances in 12 outings from 7/25-9/1 with a 1.80 ERA (3er/15.0ip).
- Led all team relievers in strikeouts, innings pitched and appearances.

2013

- Split the season between Jupiter and Short-Season A Batavia and went 2-1 with a combined 4.44 ERA (13er/26.1ip), 36 strikeouts and just one home run allowed.

2012

- Spent the season with GCL Marlins and went 1-2 with two saves in 18 appearances (three starts).
- Allowed 10 earned runs in his first six appearances (15.2ip); surrendered just four earned runs in his final 12 games (15.2ip).
- Went on a six-game scoreless streak from 7/21-8/7, tallying 14 strikeouts in 10.0 innings while holding opponents to a .091 batting average (3-for-33).

2011


- Made his professional debut on 6/1 vs. DSL Nationals and threw a career-high 4.2 innings in relief (2h, 0r, 1bb, 4k).
- Tossed 6.0 scoreless innings with just two hits allowed and a career-high seven strikeouts on 7/7 at DSL Mets; it was the first quality start of his career.
- Walked a career-high five batters on 7/29 (2) vs. DSL Nationals.

AWARDS & HONORS

FSL All-Star (Mid, 2015)

CAREER PITCHING STATS

YEAR	TEAM	LG	LVL	ORG	W-L	ERA	G-6S	CG	SHO	SV-SVOP	IP	H	R	ER	HR	HB	BB-IBB	SO	WHIP	AVG	AB
2011	DSL Marlins	DSL	R	FLA	3-3	5.09	12-6	0	0	0-1	40.2	39	27	23	5	6	25-0	47	1.57	.253	154
2012	GCL Marlins	GCL	R	MIA	1-2	4.02	18-3	0	0	1-2	31.1	27	15	14	1	2	23-0	32	1.60	.225	120
2013	Jupiter	FSL	A+	MIA	0-0	0.00	2-0	0	0	0-0	2.0	1	2	0	0	0	2-0	0	1.50	.125	8
2013	Batavia	NYP	A	MIA	2-1	4.81	17-0	0	0	0-0	24.1	24	15	13	1	3	17-0	36	1.68	.242	99
2014	Greensboro	SAL	A	MIA	2-6	4.91	41-0	0	0	4-6	66.0	59	37	36	5	6	19-0	85	1.18	.243	243
2015	Jupiter	FSL	A+	MIA	2-5	4.25	27-5	0	0	0-3	59.1	73	32	28	1	4	20-0	55	1.17	.300	243
INJURY - DID NOT PITCH																					
2017	Jacksonville	SOU	AA	MIA	1-0	2.25	5-0	0	0	0-0	4.0	3	1	1	0	1	5-0	3	2.00	.214	14
2017	Greensboro	SAL	A	MIA	0-0	0.00	3-0	0	0	1-1	3.0	3	0	0	0	0	0-0	4	1.00	.231	13
2017	Jupiter	FSL	A+	MIA	2-0	0.54	12-0	0	0	0-0	16.2	12	3	1	0	1	5-0	17	1.02	.197	61
2017	GCL Marlins	GCL	R	MIA	0-0	0.00	2-2	0	0	0-0	2.0	3	0	0	0	0	0-0	3	1.50	.375	8
2018	Jacksonville	SOU	AA	MIA	5-0	3.97	28-0	0	0	1-1	34.0	37	16	15	3	1	15-2	34	1.53	.274	135
2019	LOS ANGELES	AL	MLB	LAA	1-1	10.61	17-0	0	0	0-0	9.1	10	11	11	3	0	8-0	11	1.93	.286	35
2019	Nashville	PCL	AAA	TEX	2-3	5.12	38-0	0	0	1-2	45.2	53	27	26	5	4	21-1	65	1.62	.234	180
2019	Salt Lake	PCL	AAA	LAA	0-0	3.00	2-0	0	0	1-1	3.0	1	1	1	1	0	0-0	3	0.33	.100	10
Major League Totals					1-1	10.61	17-0	0	0	0-0	9.1	10	11	11	3	0	8-0	11	1.93	.286	35
Triple-A Totals					2-3	4.99	40-0	0	0	2-3	48.2	54	28	27	6	4	21-1	68	1.54	.284	190
Minor League Totals					20-20	4.28	207-16	0	0	9-17	332.0	335	178	158	22	28	152-3	384	1.47	.260	1288



JASON DELAY

C

Born: 3/7/95 in Plano, Texas
MLB Debut: N/A
Height/Weight: 5-11/195
Twitter: @jdelay5

Opening Day Age: 25
ML Service: 0.000
Bats/Throws: R/R
Instagram: @jasondelay

Acquired: Selected by PIT in 4th round (118th overall) of the 2017 First-Year Player Draft
2020 Baseball America Ranking (PIT): N/A
2020 MLB Pipeline Ranking (PIT): N/A

Single-Game Bests/Misc.

- Hits**
4 (2x)
Last - 5/19/19 vs. Harrisburg (AA)
- Home Runs**
2
8/21/19 vs. Hartford (AA)
- RBI**
5
8/21/19 vs. Hartford (AA)
- Runs**
2 (6x)
Last - 8/21/19 vs. Hartford (AA)
- Stolen Bases**
1 (3x)
Last - 6/26/19 @ Richmond (AA)
- Walks**
2 (5x)
Last - 5/1/19 vs. Erie (AA)
- Hit Streak**
7 (2x)
Last - 5/22-6/7/18 (A+)
- Grand Slams**
N/A
- Multi-homer Games**
1
8/21/19 vs. Hartford (AA)

PERSONAL

- Jason Thomas Delay.
- Is a 2013 graduate of Northview (Johns Creek, Ga.) High School and was named a first-team All-Region player 2011-13 and the Northview Team MVP in 2012.
- Played four years at Vanderbilt (Nashville, Tenn.) University and hit .309 (64-for-207) with 18 doubles, two triples, two home runs and 41 RBI in 59 games during his senior year.
- Was teammates with Dansby Swanson, Walker Buehler and Bryan Reynolds at Vanderbilt in 2014.
- Started in a career-high 58 games in 2017, the most by a Vanderbilt catcher since Curt Casali in 2011.
- Became the highest drafted catcher from Vanderbilt since Scotti Madison was selected in the third round of the 1980 draft.
- Was the first Commodore selected by Pittsburgh since Pedro Alvarez since 2008.
- Became the 17th member of the Vanderbilt 2014 College World Series National Championship team to be drafted.

TRANSACTIONS

- Selected by SF (11th round, 335th overall) in the 2016 First-Year Player Draft but did not sign.
- Selected by PIT (4th round, 118th overall) in the 2017 First-Year Player Draft.

2019

- Spent the entire season with Double-A Altoona and hit .234 (54-for-231) with career highs in doubles (12), home runs (eight) and RBI (37).
- Caught in all 67 of his games played and compiled a career-best .993 fielding percentage while throwing out 23.9 percent of runners.
- Recorded the first four-hit game of his career on 5/4 at Richmond; tied that career high on 5/19 vs. Harrisburg.
- Hit safely in 9-of-10 games from 5/3-19 with a .500 average (19-for-38), six doubles, one triple, four home runs and 14 RBI.
- Was named an Eastern League midseason All-Star.
- Set new career highs with two home runs and five RBI on 8/21 vs. Hartford.

2018

- Spent the entire season with High-A Bradenton and hit .247 (54-for-219) in 67 games.
- Hit .349 (15-for-43) with a monthly-high 11 RBI and two home runs in May.
- Tied a career-high seven-game hitting streak from 5/22-6/7 and slashed .417/.517/.500 with two multi-hit contests.

2017

- Began the season with Rookie-Advanced Bristol and earned his first professional hit in his debut on 6/23 at Johnson City.
- Hit his first professional home run on 7/12 at Johnson City.
- Hit safely in a career-high seven consecutive games from 7/29 (2)-8/10 with a .379 average (11-for-29).
- Was walked twice on 8/19 and 8/26, setting and tying a new career high.
- Scored a career-high two runs on 8/27 vs. Kingsport.
- Promoted to Short-Season A West Virginia on 8/29 and went just 1-for-16 in the final five games of the season.

AWARDS & HONORS

EAS All-Star (Mid, 2019)

CAREER BATTING STATS

YEAR	TEAM	LG	LVL	ORG	AVG	G	AB	R	H	2B	3B	HR	RBI	BB	IBB	SO	SB	CS	OBP	SLG	OPS	HBP	SAC	SF	GDP
2017	Bristol	APP	R+	PIT	.252	29	107	13	27	5	0	1	12	13	0	13	0	0	.375	.327	.702	8	0	0	3
2017	WV Black Bears	NYP	A-	PIT	.063	5	16	3	1	1	0	0	0	0	0	2	0	0	.118	.125	.243	1	0	0	0
2018	Bradenton	FSL	A+	PIT	.247	67	219	23	54	4	1	2	21	21	0	51	2	0	.325	.301	.627	5	4	1	6
2019	Altoona	EAS	AA	PIT	.234	67	231	22	54	12	1	8	37	13	1	63	1	0	.286	.398	.684	5	0	3	7
Minor League Totals					.237	168	573	61	136	22	2	11	70	47	1	129	3	0	.314	.340	.654	19	4	4	16



MONTANA DURAPAU

RHP

Born: 3/27/92 in Deltona, Fla.
MLB Debut: 5/9/19 (PIT) at STL
Height/Weight: 5-10/190
Twitter: @DurapauMontana

Opening Day Age: 28
MLB Service: 0.030
Bats/Throws: R/R
Instagram: @montanad7

Acquired: Selected by PIT in 32nd round (971st overall) of the 2014 First-Year Player Draft
2020 Baseball America Ranking (PIT): N/A
2020 MLB Pipeline Ranking (PIT): N/A

Single-Game Bests/Misc.

Complete Games

N/A

Shutouts

N/A

Innings (Start)

6.0

8/26/14 @ Auburn (A-)

Innings (Relief)

5.0

7/31/14 vs. Hudson Valley (A-)

Hits Allowed

8

7/25/14 @ Batavia (A-)

Earned Runs Allowed

5 (4x)

Last - 8/5/18 @ Toledo (AAA)

Home Runs Allowed

3

7/15/18 vs. Toledo (AAA)

Strikeouts

8

8/26/14 @ Auburn (A-)

10+ Strikeout Games

N/A

Walks

2 (20x)

Last - 7/29/19 @ Cincinnati (NL)

Winning Streak

3

6/14-7/5/15 (A+)

Losing Streak

2 (2x)

Last - 5/13-6/4/17 (AA)

PERSONAL

- Montana Robert Durapau.
- Played four years (2011-14) at Bethune-Cookman (Daytona Beach, Fla.) College, where he went 11-1 with a 1.61 ERA and 103 strikeouts as a senior.
- Was named as a first-team All-Mid Eastern Athletic Conference selection in 2014.
- Set Bethune-Cookman career records in wins (25), strikeouts (287) and innings pitched (350.1).
- 2010 graduate of Deltona (Fla.) High School.

TRANSACTIONS

- Selected by PIT (32nd round, 971st overall) in the 2014 First-Year Player Draft.
- Had his contract first selected by PIT on May 9, 2019.

AWARDS & HONORS

Indianapolis Reliever of the Year (2019)
 INT All-Star (Mid, 2019)
 EAS All-Star (Mid, 2017)
 MiLB.com Organization All-Star (2015)
 Jamestown Most Valuable Pitcher (2014)

2019

- Began the season with Indianapolis and allowed just one earned run in his first 12 appearances (0.63 ERA).
- Was named the team's April Player of the Month after tallying two saves in nine appearances; held opponents to a .086 batting average (3-for-35) in the month.
- Had his contract selected by Pittsburgh on 5/9 and made his major league debut the same day at St. Louis (2.0ip, 3h, 1r, 0bb, 1k).
- Caught St. Louis' Harrison Bader looking for his first MLB strikeout.
- Appeared in eight games with Pittsburgh before being optioned back to Indy on 5/27; was recalled and optioned five more times during the season.
- Tossed a team-high 16.1 inning scoreless streak from 7/13-9/1; had 29 strikeouts and only three walks during that time.
- Led Indianapolis with 10 saves and ranked third among International League leaders; struck out 12 batters in his save opportunities.
- Converted all of his save opportunities on the season.
- Was named Indy's Reliever of the Year after going 2-1 with a 2.14 ERA (11er/46.1ip) and 0.76 WHIP in 37 appearances.
- Finished the season with a 9.35 ERA (18er/17.1ip) in 14 games (two starts) for Pittsburgh.

2018

- Suspended 50 games by the office of MLB commissioner Rob Manfred on 1/19 for his second violation of the league's drug policies.
- Reinstated from restrictive list on 5/31 and transferred from Indy to Double-A Altoona.
- Earned two saves and had a 2.89 ERA (3er/9.1ip) in eight appearances for the Curve, upping his No. 1 all-time saves total with Altoona to 38 (14 in '17, 22 in '16).
- Returned to Indy on 7/3 and went 1-1 with a 6.33 ERA (15er/21.1ip) in 11 outings.

2017

- Opened the season with Altoona and went 2-2 with 14 saves and a 1.49 ERA (6er/36.1ip) in 27 appearances.
- Named to the Eastern League midseason All-Star team.
- Led the EAS in saves at the time of his promotion to Indianapolis on 7/14, where he posted a 1-0 record, one save and a 3.24 ERA (6er/16.2ip) in 11 appearances.
- Struck out nine consecutive batters from 7/26-8/2, spanning three appearances.
- Made two appearances in the Governors' Cup Semifinals against Durham, recording a 4.50 ERA (1er/2.0ip).
- IL batters hit just .125 (7-for-56) against him; held right-handed hitters to a .030 average (1-for-33).
- Struck out 12.4 batters per 9.0 innings with Indy.
- His 15 saves between Altoona and Indy led all Pirates farmhands, and he ranked third with 42 appearances.

2016

- Spent the entire season with Altoona, tallying a 3-3 record with 22 saves and a 3.65 ERA (20er/49.1ip) over 50 appearances.
- Led all Pirates farmhands in saves.
- Struck out a career-high 9.3 batters per 9.0 innings (51k/49.1ip).
- Converted 22 out of his 26 save opportunities; his 22 saves ranked third in Double-A behind Boli's Stephen Kohlscheen (23) and Hartford's Matt Carasiti (29).
- Dominated in May by converting all six of his save chances, posting a 0.79 ERA (1er/11.1ip) and yielding just six hits in 40 at-bats (1.50 average against).
- Successfully recorded his first 11 save chances.
- Prior to the EAS All-Star break, was 2-0 with 15 saves, a 2.36 ERA (9er/34.1ip) and a .181 batting average against (23-for-127).
- Excelled at home, going 3-0 with 11 saves and a 2.30 ERA (8er/31.1ip); by comparison, was 0-3 with 11 saves and a 6.00 ERA (12er/18.0ip) on the road.
- Pitched for Surprise in the Arizona Fall League and went 0-1 with a 5.40 ERA (6er/10.0ip) in 10 appearances.

2015

- Spent time with Class-A West Virginia, High-A Bradenton and Altoona, combining for a 5-1 record, 14 saves and a 1.38 ERA (11er/72.0ip) in 44 appearances.
- On the season, posted a career-best 0.51 WHIP and .117 batting average against (28-for-239).
- Ranked among Pirates minor league relievers in ERA (1st), saves (3rd) and appearances (T-5th).
- Tied for fifth in the Florida State League in saves (13).
- Earned the win in Game 1 of the EAS Western Division Series with 2.0 scoreless innings on 9/9 vs. Bowie.

2014

- Appeared in 15 games (11 starts) for Short-Season A Jamestown, going 3-2 with one save and a 2.21 ERA (15er/61.0ip).
- Made his professional debut on 6/16 vs. Mahoning Valley (3.0ip, 1h, 1r, 1er, 0bb, 4k).
- Recorded his first career save on 6/24 at State College (1.0ip, 1h, 0r, 0er, 1bb, 1k).
- Notched his first career win on 7/31 vs. Hudson Valley (5.0ip, 3h, 1r, 1er, 1bb, 5k).
- Posted back-to-back shutout performances on 8/14 vs. Altoona (5.0ip, 3h, 0bb, 5k) and 8/21 vs. Batavia (5.0ip, 4h, 1bb, 6k).
- Over his final six starts of the season, he recorded a 1.55 ERA (5er/29.0ip).
- Allowed one earned run or less in nine of his 11 starts.
- With RISP and two outs, held the opposition to an .080 average (2-for-25).
- Was named Jamestown's Most Valuable Pitcher.
- Finished among New York-Penn League leaders in ERA (3rd) and WHIP (T-5th, 1.05).

CAREER PITCHING STATS

YEAR	TEAM	LG	LVL	ORG	W-L	ERA	G-GS	CG	SHO	SV-SVO	IP	H	R	ER	HR	HB	BB-IBB	SO	WHIP	AVG	AB
2014	Jamestown	NYP	A-	PIT	3-2	2.21	15-11	0	0	1-1	61.0	56	18	15	3	4	8-0	57	1.05	.243	230
2015	Altoona	EAS	AA	PIT	0-0	0.00	2-0	0	0	0-0	1.1	0	0	0	0	0	0-0	3	0.00	.000	4
2015	WV Power	SAL	A	PIT	1-0	1.40	11-0	0	0	1-1	19.1	7	3	3	2	0	1-0	19	0.41	.106	66
2015	Bradenton	FLA	A+	PIT	4-1	31.1	0-0	0	0	13-14	51.1	21	8	8	2	3	8-0	47	0.56	.124	169
2016	Altoona	EAS	AA	PIT	3-3	3.65	50-0	0	0	22-26	49.1	43	21	20	6	1	19-1	51	1.26	.229	188
2017	Altoona	EAS	AA	PIT	2-2	1.49	27-0	0	0	14-15	36.1	28	7	6	0	1	14-2	39	1.16	.209	134
2017	Indianapolis	INT	AAA	PIT	1-0	3.24	15-0	0	0	1-1	16.2	7	6	6	2	0	6-0	23	0.78	.125	56
2018	Altoona	EAS	AA	PIT	0-1	2.89	8-0	0	0	2-2	9.1	7	3	3	1	2	0-0	13	0.75	.206	34
2018	Indianapolis	INT	AAA	PIT	1-1	6.33	11-0	0	0	0-0	21.1	21	15	15	5	0	10-0	25	1.45	.250	84
2019	Pittsburgh	NL	MLB	PIT	0-1	9.35	14-0	0	0	0-0	17.1	27	24	18	4	2	9-0	22	2.08	.342	79
2019	Indianapolis	INT	AAA	PIT	0-1	2.14	37-0	0	0	10-10	46.1	21	13	11	3	2	14-1	57	0.76	.135	156
2019	Major League Totals				2-1	9.35	14-0	0	0	0-0	17.1	27	24	18	4	2	9-0	22	2.08	.342	79
	Triple-A Totals				4-2	3.42	63-0	0	0	11-11	84.1	49	34	32	10	2	30-1	105	0.94	.166	296
	Minor League Totals				17-11	2.51	207-11	0	0	64-70	312.1	211	94	87	24	13	80-4	334	0.93	.188	1121



MATT ECKELMAN

RHP

Born: 10/6/93 in Shawnee, Kan.

MLB Debut: N/A

Height/Weight: 6-3/285

Twitter: N/A

Opening Day Age: 26

ML Service: 0.000

Bats/Throws: R/R

Instagram: @theeckelman

Acquired: Selected by PIT in 21st round (645th overall) of the 2016 First-Year Player Draft

2020 Baseball America Ranking (PIT): N/A

2020 MLB Pipeline Ranking (PIT): N/A

Single-Game Bests/Misc.

Complete Games

N/A

Shutouts

N/A

Innings (Start)

6.0 (2x)

Last - 8/31/16 @ Kingsport (R+)

Innings (Relief)

3.1

4/24/17 vs. Charleston (A)

Hits Allowed

7

8/20/16 vs. Johnson City (R+)

Earned Runs Allowed

5

5/25/19 @ Portland (AA)

Home Runs Allowed

3

8/18/17 @ Greenville (A)

Strikeouts

9

8/14/16 (2) vs. Pulaski (R+)

10+ Strikeout Games

N/A

Walks

3 (5x)

Last - 6/5/19 @ Erie (AA)

Winning Streak

4 (2x)

Last - 4/19-6/8/18 (A+)

Losing Streak

5

5/25-8/11/19 (AA)

PERSONAL

- Matthew Scott Eckelman.
- Led St. Louis (Mo.) University in nearly all major pitching categories during his senior year in 2016 while earning second-team All-Atlantic 10 honors.
- Went 9-4 with a team-best 3.12 ERA (35er/101.0ip) and 81 strikeouts in 15 starts in 2016.
- Earned first-team All-Conference honors as St. Louis University's closer in 2014.
- Finished the 2013 season with a 1.64 ERA, 42 strikeouts and 6-1 record, the third-most wins by a freshman in school history.

TRANSACTIONS

- Selected by PIT (21st round, 645th overall) in the 2016 First-Year Player Draft.

2019

- Spent the majority of the season with Double-A Altoona and had a 3.00 ERA (4er/12.0ip) before being promoted to Indianapolis on 5/9.
- Made his Triple-A debut on 5/10 at Lehigh Valley and allowed four runs (three earned) without recording an out; was sent back to Altoona on 5/15.
- Allowed a career-high five earned runs in 1.0 inning pitched on 5/25 to take the loss at Portland.
- Converted eight saves and didn't allow a run in June (11.0ip), holding opponents to a .143 average (5-for-35).
- Went on a 17-game scoreless streak from 6/2-7/17; tossed 18.2 consecutive scoreless innings from 6/2-7/20.
- Promoted back to Indy on 8/29 and allowed one run in 2.1 innings over two outings.
- His 23 saves with Altoona was a career best for a single season, led all Pirates farmhands and ranked second among Eastern League leaders.
- His 48 appearances on the season also led all Pirates minor leaguers.

2018

- Began the season with High-A Bradenton and went 2-0 with a 1.69 ERA (2er/10.2ip) and two saves in April.
- Named a Florida State League midseason All-Star after going 4-0 with a 2.38 ERA (6er/22.2ip) with Bradenton before the break.
- Promoted to Altoona on 6/29 and went 1-1 with 11 saves and a 1.82 ERA (5er/24.2ip) in 23 appearances.
- Converted save opportunities in four straight scoreless appearances from 8/3-11 and held opponents to a .077 average (1-for-13) in those games.
- His 2.05 ERA (11er/48.1ip) combined between Bradenton and Altoona was the lowest single-season ERA of his career.
- Named an MiLB.com Organization All-Star following the season.

2017

- Spent the entire season with Single-A West Virginia and went 5-6 with a 4.63 ERA (37er/72.0ip) in 37 games (three starts).
- Took the loss in his season debut on 4/7 (2) vs. Rome after allowing two runs in 1.1 innings.
- Walked a career-high three batters on 4/24 vs. Charleston; also on 8/18 at Greenville.
- Tossed a career-high 3.1 innings in relief on 4/24 vs. Charleston.
- Had a 6.29 ERA (17er/24.1ip) in April-May and a 3.78 ERA (20er/47.2ip) in June-Sept.
- Struck out a career-high 63 batters.
- Surrendered a career-high three home runs on 8/18 at Greenville but earned the win.

2016

- Earned the win in his professional debut on 6/27 vs. Greenville (3.0ip, 1h, 0r, 3k).
- Went 4-0 in his first six appearances (four starts), setting a career-high winning streak.
- Struck out a career-high nine batters in 5.0 scoreless innings on 8/14 (2) vs. Pulaski.
- Threw a career-high 6.0 innings in back-to-back starts on 8/26-31 and allowed a combined one run on seven hits with eight strikeouts.

AWARDS & HONORS

MiLB.com Organization All-Star (2018)

FSL All-Star (Mid, 2018)

CAREER PITCHING STATS

YEAR	TEAM	LG	LVL	ORG	W-L	ERA	G-6S	CG	SHO	SV-SVO	IP	H	R	ER	HR	HB	BB-IBB	SO	WHIP	AVG	AB
2016	Bristol	APP	R+	PIT	5-3	2.76	13-11	0	0	0-0	62.0	51	24	19	6	1	9-0	55	0.97	.223	229
2017	WV Power	SAL	A	PIT	5-6	4.63	37-3	0	0	1-3	72.0	72	40	37	7	3	26-0	63	1.36	.260	277
2018	Altoona	EAS	AA	PIT	1-1	1.82	23-0	0	0	11-13	24.2	18	7	5	1	1	15-2	17	1.34	.207	87
2018	Bradenton	FSL	A+	PIT	4-0	2.28	17-0	0	0	6-7	23.2	19	6	6	2	1	8-1	27	1.14	.218	87
2019	Altoona	EAS	AA	PIT	1-5	3.33	45-1	0	0	23-24	48.2	43	21	18	3	0	25-2	45	1.40	.240	179
2019	Indianapolis	INT	AAA	PIT	0-0	15.43	3-0	0	0	0-0	2.1	10	5	4	0	1	0-0	2	4.29	.625	16
	Triple-A Totals				0-0	15.43	3-0	0	0	0-0	2.1	10	5	4	0	1	0-0	2	4.29	.625	16
	Minor League Totals				16-15	3.43	138-15	0	0	41-43	233.1	213	103	89	19	7	83-5	209	1.27	.243	875



NICHOLAS ECONOMOS

RHP

Born: 6/27/95 in Worcester, Mass.

MLB Debut: N/A

Height/Weight: 6-5/220

Twitter: N/A

Opening Day Age: 24

ML Service: 0.000

Bats/Throws: R/R

Instagram: @nicholaseconomos

Acquired: Selected by PIT in 21st round (637th overall) of the 2015 First-Year Player Draft
2020 Baseball America Ranking (PIT): N/A
2020 MLB Pipeline Ranking (PIT): N/A

Single-Game Bests / Misc.

Complete Games

N/A

Shutouts

N/A

Innings (Start)

7.0 (5x)

Last - 7/17/19 vs. Clearwater (A+)

Innings (Relief)

4.2

7/5/18 vs. Williamsport (A-)

Hits Allowed

12

8/28/19 vs. Palm Beach (A+)

Earned Runs Allowed

9

8/7/16 vs. Kingsport (R+)

Home Runs Allowed

2 (4x)

Last - 8/10/19 vs. Reading (AA)

Strikeouts

11

5/16/19 vs. Delmarva (A)

10+ Strikeout Games

2

Last - 5/26/19 vs. Tampa (A+)

Walks

6

7/21/16 vs. Bluefield (R+)

Winning Streak

4 (2)

Last - 7/4-8/23/19 (A+)

Losing Streak

3 (2x)

Last - 7/23 (2)-8/10/19 (AA)

PERSONAL

- Nicholas James Economos.
- Was a National Junior Collegiate Athletic Association Region 19 all-region first-team selection in 2015.
- Earned Golden State Athletic Conference first-team honors after going 7-0 with a 3.38 ERA (19er/50.2ip) and 70 strikeouts in 10 appearances (nine starts) for Mercer County (N.J.) Community College.

TRANSACTIONS

- Selected by PIT (21st round, 637th overall) in the 2015 First-Year Player Draft.

2019

- Began the season with Single-A Greensboro and went 4-2 with a 2.48 ERA (9er/32.2ip) and 50 strikeouts in eight appearances (five starts)
- Went on a career-high four-game win streak from 4/14-5/6.
- Struck out a career-high 11 batters but took the loss on 5/16 vs. Delmarva before being promoted to High-A Bradenton on 5/20.
- Recorded 10 punchouts for the win in his second High-A start on 5/26 vs. Tampa (7.0ip, 2h, 1r, 3bb).
- Allowed a career-high 12 hits on 8/28 vs. Palm Beach.
- Posted 10 quality starts on the season, five of which were for a career-high 7.0 innings.
- Ranked among Pirates farmhands in strikeouts (2nd, 130), wins (4th, 10), ERA (6th, 3.42) and innings pitched (9th, 134.1).

2018

- Spent the majority of the season with Short-Season A West Virginia and made 10 relief appearances before finishing with five straight starts.
- Gave up a career-high two home runs on 6/17 at Mahoning Valley in his season debut; also on 8/2 at Williamsport.
- Had a 1.89 ERA (11er/52.1ip) from 6/21-8/25 after giving up four earned runs in 2.0 innings on 6/17.
- Tossed 4.2 one-hit innings in his longest career relief appearance on 7/5 vs. Williamsport.
- Tossed back-to-back scoreless quality starts with a combined 17 strikeouts in 12.0 innings on 8/15-20.
- Needed 6.1 more innings to qualify among league leaders; would have led Pirates farmhands and ranked fourth in the New York-Penn League with his 2.52 ERA (15er/53.2ip).
- Promoted to Single-A West Virginia on 8/27 and allowed one run over 3.0 innings to earn a save on 8/29 vs. Hagerstown.
- His 2.54 ERA (16er/56.2ip) combined between levels was a career low for a single season.

2017

- Spent the entire season with Short-Season A West Virginia and went 2-2 with a 5.61 ERA (21er/33.2ip) in 19 relief appearances.
- Allowed just one hit in his first three outings (4.1ip).
- Compiled a 2.45 ERA (4er/14.2ip) with 16 strikeouts from 7/23-8/25.

2016

- Spent the entire season with Rookie-Advanced Bristol and went 2-5 with a 5.65 ERA (36er/57.1ip) in 13 starts.
- Lost three consecutive games from 7/26-8/7 with a 13.06 ERA (15er/10.1ip); allowed a career-high nine earned runs on 8/7 vs. Kingsport.
- Named the Appalachian League Pitcher of the Week on 9/5 after throwing 6.0 one-hit innings on 8/29 vs. Princeton.

2015


- Spent the entire season with the GCL Pirates and compiled a 3.98 ERA (14er/31.2ip) in 11 games (eight starts).
- Held opponents to a .205 batting average (23-for-112), the lowest mark of his career.

AWARDS & HONORS

APP Pitcher of the Week (9/5/16)

CAREER PITCHING STATS

YEAR	TEAM	LG	LVL	ORG	W-L	ERA	G-6S	CG	SHO	SV-SVO	IP	H	R	ER	HR	HB	BB-IBB	SO	WHIP	AVG	AB
2015	GCL Pirates	GCL	P	PIT	1-1	3.98	11-8	0	1-1	31.2	23	15	14	3	2	11-0	29	1.07	.205	112	
2016	Bristol	APP	R+	PIT	2-5	5.65	13-13	0	0-0	57.1	65	41	36	6	2	20-0	39	1.48	.283	230	
2017	WV Black Bears	NYP	A-	PIT	2-2	5.61	19-0	0	0-0	33.2	32	23	21	4	5	14-0	38	1.37	.241	133	
2018	WV Power	SAL	A	PIT	0-0	3.00	1-0	0	1-2	3.0	2	1	1	1	0	0-0	3	0.67	.182	11	
2018	WV Black Bears	NYP	A-	PIT	3-2	2.52	15-5	0	1-1	53.2	46	17	15	4	2	18-0	58	1.19	.237	194	
2019	Altoona	EAS	AA	PIT	0-3	8.83	4-3	0	0-0	17.1	24	18	17	4	1	7-0	17	1.79	.324	74	
2019	Greensboro	SAL	A	PIT	4-2	2.48	8-5	0	0-0	32.2	24	11	9	2	1	13-0	50	1.13	.200	120	
2019	Bradenton	FSL	A+	PIT	6-4	2.67	14-14	0	0-0	84.1	62	29	25	7	6	24-0	63	1.02	.199	311	
Minor League Totals					18-19	3.96	85-48	0	0	3-4	313.2	278	155	138	31	19	107-0	297	1.23	.235	1185



JAKE ELMORE

UTIL

Born: 6/15/87 in Dothan, Ala.
MLB Debut: 8/11/12 (ARI) @ WSH
Height/Weight: 5-10/180
Twitter: N/A

Opening Day Age: 32
ML Service: 2.125
Bats/Throws: R/R
Instagram: N/A

Acquired: Signed by PIT as a minor league free agent on 12/21/19
2020 Baseball America Ranking (PIT): N/A
2020 MLB Pipeline Ranking (PIT): N/A

Single-Game Bests/Misc.

- Hits**
4/7/13 @ Memphis (AAA)
- Home Runs**
1 (31x)
Last - 8/25/19 @ Louisville (AAA)
- RBI**
5
4/23/09 (1) @ Lansing (A)
- Runs**
4
7/6/14 @ Reno (AAA)
- Stolen Bases**
2 (12x)
Last - 5/8/17 @ Syracuse (AAA)
- Walks**
3 (11x)
Last - 7/1/18 vs. Gwinnett (AAA)
- Hit Streak**
31
5/20-6/24/12 (AAA)
- Grand Slams**
1
4/28/09 (1) vs. Dayton (A)
- Multi-homer Games**
N/A

PERSONAL

- Jacob David Elmore, wife's name is Lauren and has two sons, Walker (6/19/18) and Ty (3/3/20).
- Transferred to Arizona State (Tempe) University in 2008 after attending Wallace State (Dothan, Ala.) Community College.

AWARDS & HONORS

- Indianapolis Team MVP (2019)
- INT All-Star (Post, 2019)
- Baseball America Triple-A All-Star (2013)
- MLB.com Organization All-Star (2012)
- Topps Triple-A All-Star (2012)
- PCL All-Star (Mid/Post, 2012)
- SOU All-Star (Mid, 2010)
- PJO All-Star (Post, 2008)

TRANSACTIONS

- Selected by FLA (48th round, 1,401st overall) in the 2007 First-Year Player Draft but did not sign.
- Selected by ARI (34th round, 1,038th overall) in the 2008 First-Year Player Draft.
- Had his contract first selected by ARI on Aug. 11, 2012.
- Claimed off waivers by HOU from ARI on Nov. 1, 2012.
- Claimed off waivers by CWS from HOU on Nov. 20, 2013.
- Traded to OAK from CWS on Feb. 27, 2014 in exchange for cash.
- Claimed off waivers by CIN from OAK on Aug. 2, 2014.
- Claimed off waivers by PIT from CIN on Nov. 7, 2014.

- Elected free agency on Feb. 2, 2015. Signed by TB as a minor league free agent on Feb. 9, 2015.
- Elected free agency on Nov. 6, 2015. Signed by MIL as a minor league free agent on Dec. 11, 2015.
- Elected free agency on Oct. 31, 2016. Signed by TOR as a minor league free agent on Feb. 3, 2017.
- Traded to MIA from TOR on Aug. 14, 2017 in exchange for cash.
- Elected free agency on Nov. 6, 2017. Signed by CWS as a minor league free agent on Feb. 8, 2018.
- Elected free agency on Nov. 2, 2018. Signed by CWS as a minor league free agent on Feb. 23, 2019.
- Traded to PIT from CWS on March 27, 2019 in exchange for cash.
- Elected free agency on Oct. 31, 2019. Signed by PIT as a minor league free agent on Dec. 21, 2019.

CAREER BATTING STATS

YEAR	TEAM	LG	LVL	ORG	AVG	G	AB	R	H	2B	3B	HR	RBI	BB	IBB	SO	SB	CS	OBP	SLG	OPS	HBP	SAC	SF	GI DP	
2008	Missoula	PJO	R+	ARI	.296	53	179	38	50	15	3	3	22	26	1	36	9	8	.390	.464	.853	4	3	4	2	
2009	South Bend	MID	A	ARI	.258	117	387	62	100	21	3	3	38	61	0	55	13	7	.365	.351	.716	5	2	2	11	
2010	Mobile	SOU	AA	ARI	.278	124	388	64	108	16	2	2	31	58	1	56	25	13	.374	.345	.719	4	7	5	19	
2011	Mobile	SOU	AA	ARI	.270	120	381	58	103	19	1	3	41	54	0	65	15	11	.362	.349	.711	7	5	11	9	
2012	ARIZONA	NL	MLB	ARI	.322	109	367	56	118	31	0	0	7	5	0	26	0	0	.247	.250	.497	0	0	0	1	
2012	Reno	PCL	AAA	ARI	.344	108	419	95	144	30	9	1	73	74	1	54	32	8	.442	.465	.908	5	7	6	12	
2013	HOUSTON	AL	MLB	HOU	.242	52	120	16	29	4	0	2	6	13	0	20	1	6	.313	.325	.638	0	2	1	1	
2013	Oklahoma City	PCL	AAA	HOU	.299	70	268	42	80	13	4	5	30	31	0	37	16	6	.382	.433	.815	7	1	3	5	
2014	CINCINNATI	CIN	MLB	CIN	.182	5	11	0	2	0	0	0	0	1	0	4	0	0	.250	.182	.432	0	0	0	0	
2014	Sacramento	PCL	AAA	OAK	.282	47	181	30	51	15	0	0	18	27	1	26	9	4	.374	.365	.739	1	0	2	9	
2014	Louisville	INT	AAA	CIN	.279	25	86	14	24	2	0	0	6	15	0	15	3	0	.379	.302	.681	0	1	2	3	
2015	TAMPA BAY	AL	MLB	TB	.206	51	141	10	29	5	0	2	16	12	1	26	0	1	.263	.284	.547	0	1	2	6	
2015	Durham	INT	AAA	TB	.322	57	198	20	49	4	0	0	12	38	0	30	4	4	.377	.268	.644	3	0	0	1	
2016	MILWAUKEE	NL	MLB	MIL	.218	59	78	7	17	2	0	0	4	17	1	17	2	3	.371	.244	.615	2	2	0	1	
2016	Colorado Springs	PCL	AAA	MIL	.320	57	150	25	48	3	0	2	19	26	2	19	13	4	.428	.380	.808	3	2	1	3	
2017	New Orleans	PCL	AAA	MIA	.269	16	52	6	14	3	0	0	5	6	1	5	1	1	.345	.327	.672	0	1	0	4	
2017	Buffalo	INT	AAA	TOR	.231	94	308	23	71	6	2	1	36	38	0	54	11	7	.321	.273	.594	5	2	4	11	
2018	Charlotte	INT	AAA	CWS	.289	100	329	47	95	18	1	1	27	55	0	58	11	2	.397	.359	.756	6	1	3	13	
2019	PITTSBURGH	NL	MLB	PIT	.213	20	47	3	10	1	0	4	4	2	0	8	0	1	.245	.234	.479	0	0	0	0	
2019	Indianapolis	INT	AAA	PIT	.322	109	367	56	118	31	0	0	6	35	37	5	35	3	8	.387	.455	.842	5	4	0	11
Major League Totals					.215	217	465	37	100	16	0	4	37	50	2	80	4	11	.292	.275	.567	2	6	4	9	
Triple-A Totals					.294	683	2358	289	681	125	16	27	261	347	10	353	103	44	.389	.381	.770	35	17	25	74	
Minor League Totals					.286	1097	3693	580	1058	196	25	27	393	546	13	365	165	83	.382	.375	.757	55	34	47	115	



LUIS ESCOBAR

RHP

Born: 5/30/96 in Cartagena, Colombia
MLB Debut: 7/13/19 (PIT) @ CHC
Height/Weight: 6-1/205
Twitter: @Luisesc69238674

Opening Day Age: 23
ML Service: 0.020
Bats/Throws: R/R
Instagram: @luisescobar_19

Acquired: Signed by PIT as a non-drafted free agent on 7/8/13

2020 Baseball America Ranking (PIT/Tools): N/A

2020 MLB Pipeline Ranking (PIT): N/A

Single-Game Bests/Misc.

Complete Games

1

9/2/17 @ Delmarva (A)

Shutouts

1

9/2/17 @ Delmarva (A)

Innings (Start)

7.0 (4x)

Last - 7/12/18 vs. Lakeland (A+)

Innings (Relief)

6.0

5/1/18 vs. Dunedin (A+)

Hits Allowed

8

4/19/17 @ Hickory (A)

Earned Runs Allowed

10

6/6/14 @ DSL Rangers 2 (R)

Home Runs Allowed

2 (5x)

Last - 5/16/19 vs. Scranton/Wilkes-Barre (AAA)

Strikeouts

12

4/9/17 vs. Rome (A)

10+ Strikeout Games

2

Last - 4/14/17 @ Lexington (A)

Walks

7

5/6/17 vs. Lexington (A)

Winning Streak

4

7/18-8/22/18 (AA)

Losing Streak

3 (2x)

Last - 6/27-7/12/17 (A)

PERSONAL

- Luis Alberto Escobar, son's name is Tyler Andres (9/30/17).
- Was a member of Colombia's World Baseball Classic team in 2017 but did not pitch.
- Enjoyed playing soccer during his childhood.
- His favorite baseball player growing up was Josh Beckett.
- Hobbies include cooking, fishing and playing video games.

TRANSACTIONS

- Signed by PIT as a non-drafted free agent on July 8, 2013.
- Had his contract first selected by PIT on Nov. 20, 2017.

2019

- Began the season with High-A Bradenton and tossed 13.1 scoreless frames (10 appearances) with 15 strikeouts before being promoted to Indianapolis.
- Had a 1.61 ERA (4er/22.1ip) in five games as a starter and a 5.79 ERA (21er/32.2ip) in 19 relief appearances for Indianapolis.
- Was recalled by Pittsburgh on 7/6 and made his major league debut on 7/13 at Chicago (NL) (2.0ip, 4h, 0r, 1k); made four appearances before being optioned on 7/25.
- Had a 2.72 ERA (11er/36.1ip) with Indy before being promoted to Pittsburgh and a 6.75 ERA (14er/18.2ip) after being optioned.

2018

- Entered season ranked as Pittsburgh's No. 7 prospect according to *Baseball America*.
- Went 11-6 with a 4.14 ERA (59er/128.1ip) and 110 strikeouts in 24 games (23 starts) between High-A Bradenton and Double-A Altoona.
- Began season with Bradenton, recording a 1.65 ERA (3er/16.1ip) through his first three starts.
- Tossed 6.0 scoreless innings in relief of RHP Joe Musgrove (rehab assignment) on 5/1 vs. Dunedin.
- Won three consecutive starts from 5/17-6/4, registering a 1.83 ERA (4er/19.2ip) and 17 strikeouts.
- Named to the Florida State League midseason All-Star team after going 5-5 with a 4.06 ERA (31er/68.2ip) in 13 games (12 starts) in the first half.
- Recorded a season-high nine strikeouts on 7/6 vs. Fort Myers (6.0ip).
- At the time of his 7/16 promotion to Altoona, he ranked among FSL leaders in strikeouts (3rd, 85), innings pitched (4th, 92.2) and batting average against (4th, .224).
- Earned the win in his Double-A debut on 7/18 vs. Bowie (6.0ip, 4h, 3r, 3er, 2bb, 3k).
- Placed on the suspended list on 8/25 for violating Altoona club policies and missed remainder of season.
- Tied for fifth in wins and was sixth in punchouts among Pirates farmhands.
- Pitched for Aguilas del Zulia in the Venezuelan Winter League, going 0-2 with a 4.70 ERA (8er/15.1ip) in four starts.

2017

- Spent entire season with Single-A West Virginia, going 10-7 with a 3.83 ERA (56er/131.2ip) and 168 strikeouts in 26 games (25 starts).
- Struck out a career-high 12 batters on 4/9 vs. Rome (5.0ip); followed that start with an 11-K performance on 4/14 at Lexington (6.0ip).
- Member of the World Team in the MLB Futures Game in Miami on 7/9.
- Posted a 1.32 ERA (4er/27.1ip) in five July starts.
- Tossed a complete game shutout (5.0ip) on 9/2 at Delmarva after the game was called due to rain.
- Allowed two ER or less in 17 of his 25 starts.
- Led the South Atlantic League and all Pirates farmhands in strikeouts and wild pitches (25).

2016

- Spent entire campaign with Short-Season A West Virginia and went 6-5 with a 2.93 ERA (22er/67.2ip) and 61 strikeouts in 15 games (12 starts).
- Was 4-4 with a 3.27 ERA (20er/55.0ip) in 12 starts and 2-1 with a 1.42 ERA (2er/12.2ip) in three relief outings.
- Charged with two ER or less in 12 of his 15 outings.
- Tied for second in the New York-Penn League in hit by pitches (eight).

2015

- Made 11 starts for the GCL Pirates, where he went 2-1 with a 3.54 ERA (16er/40.2ip) and 37 strikeouts.
- Tied for second among GCL pitchers in starts.
- Made his final two starts of the season with the WV Black Bears, recording a 5.68 ERA (4er/6.1ip).
- Combined to go 2-1 with a 3.83 ERA (20er/47.0ip) in 13 starts between the two squads.

2014

- Spent his first professional season with the DSL Pirates and compiled a 2-4 record, 4.75 ERA (29er/55.0ip) and 34 strikeouts in 13 starts.
- Lost three straight decisions to begin his career before picking up his first win on 7/17 vs. DSL Rangers 2 (5.0ip, 4h, 0r, 2bb, 4k).
- During a nine-start stretch from 6/18-8/4, he went 1-3 with a 1.99 ERA (9er/40.2ip) and 211 average against (31r-for-147); allowed two ER or less in all nine of those starts.

AWARDS & HONORS

FSL All-Star (Mid, 2019)

Baseball America Low Class A All Star (2017)

Futures Game Selection (2017)

CAREER PITCHING STATS

YEAR	TEAM	LG	LVL	ORG	W-L	ERA	G-GS	CG	SHO	SV-SVO	IP	H	R	ER	HR	HB	BB-IBB	SO	WHIP	AVG	AB
2014	DSL Pirates	DSL	R	PIT	2-4	4.75	13-13	0	0	0-0	55.0	50	38	29	2	3	31-0	34	1.47	.242	207
2015	GCL Pirates	GCL	R	PIT	2-1	3.54	11-11	0	0	0-0	40.2	29	17	16	1	4	13-0	37	1.03	.200	145
2015	WV Black Bears	NWP	A-	PIT	0-0	5.68	2-2	0	0	0-0	6.1	7	5	4	0	0	4-0	5	1.74	.304	23
2016	WV Black Bears	NWP	A-	PIT	6-5	2.93	15-12	0	0	0-0	67.2	50	25	22	4	8	28-0	61	1.15	.208	240
2017	WV Power	SAL	A	PIT	10-7	3.83	26-25	1	1	0-0	131.2	97	60	56	9	13	60-0	168	1.19	.200	484
2018	Altoona	EAS	AA	PIT	4-4	4.54	7-7	0	0	0-0	35.2	30	18	18	4	1	21-0	25	1.43	.227	132
2018	Bradenton	FSL	A+	PIT	7-6	3.98	17-16	0	0	0-0	92.2	76	43	41	9	8	38-0	85	1.23	.224	340
2018	PITTSBURGH	NL	MLB	PIT	0-0	7.94	4-0	0	0	0-0	5.2	10	5	5	1	1	4-0	2	2.47	.455	22
2019	Indianapolis	INT	AAA	PIT	2-1	4.09	24-5	0	0	1-3	55.0	54	27	25	7	2	32-0	57	1.56	.263	205
2019	Bradenton	FSL	A+	PIT	0-0	0.00	10-0	0	0	3-3	13.1	6	0	0	0	2	6-0	15	0.90	.133	45
Major League Totals					0-0	7.94	4-0	0	0	0-0	3.2	10	5	5	1	1	4-0	2	2.47	.455	22
Triple-A Totals					2-1	4.09	24-5	0	0	1-3	55.0	54	27	25	7	2	32-0	57	1.56	.263	205
Minor League Totals					33-24	3.81	125-91	1	1	4-6	498.0	399	233	211	36	41	233-0	487	1.27	.219	1821



PHILLIP EVANS

INF

Born: 9/10/92 in Carlsbad, Calif.
MLB Debut: 9/8/17 (NYM) vs. CIN
Height/Weight: 5-10/210
Twitter: @PEVANS28

Opening Day Age: 27
ML Service: 0.110
Bats/Throws: R/R
Instagram: @pevans28

Acquired: Signed by PIT as a minor league free agent on 12/17/19
2020 Baseball America Ranking (PIT): N/A
2020 MLB Pipeline Ranking (PIT): N/A

Single-Game Bests/Misc.

Hits
 7/28/19 vs. Round Rock (AAA)

Home Runs
 2 (2x)
 Last - 6/2/19 @ Round Rock (AAA)

RBI
 5
 4/28/19 (2) vs. Nashville (AAA)

Runs
 4
 5/7/13 @ Hickory (A)

Stolen Bases
 1 (1x)
 Last - 9/2/19 vs. Memphis (AAA)

Walks
 4
 5/6/19 @ Omaha (AAA)

Hit Streak
 14
 5/30-6/17/16 (AA)

Grand Slams
 2
 Last - 4/28/19 (2) vs. Nashville (AAA)

Multi-home Games
 2
 Last - 6/2/19 @ Round Rock (AAA)

PERSONAL

- Phillip Matthew Evans.
- Batted .392 with seven home runs and 32 RBI during his senior year at La Costa Canyon (Encinitas, Calif.) High School.
- Committed to play at San Diego State University before signing with New York (NL).

TRANSACTIONS

- Selected by NYM (15th round, 462nd overall) in the 2011 First-Year Player Draft.
- Had his contract first selected by NYM on Sept. 8, 2017.
- Elected free agency on Nov. 2, 2018.
- Signed by CHC as a minor league free agent on Dec. 19, 2018.
- Elected free agency on Nov. 4, 2019.
- Signed by PIT as a minor league free agent on Dec. 16, 2019.

2019

- Spent the entire season with Triple-A Iowa and hit .283 (132-for-466) with career bests in doubles (30, also: 2016), home runs (17) and RBI (61).
- Led Iowa in doubles, hits, total bases (219), runs scored (79) and tied for the lead in extra-base hits (50).
- Launched his second career grand slam on 4/28 (2) vs. Nashville, finished with a career-high five RBI.
- Hit two home runs on 6/2 at Round Rock, the second multi-home run game of his career.
- Had four straight multi-hit contests from 7/2-5 and slashed .344/.386/.548 in the month of July.
- Set a career-high five-hit performance with two doubles and two RBI on 7/28 vs. Round Rock.
- Was named an MLB.com Organization All-Star following the season.

2018

- Began the season with New York (NL) and made three pinch-hit appearances before being optioned to Triple-A Las Vegas.
- Went 4-for-5 on 4/16 at El Paso with a double and two RBI.
- Had his first career multi-homer contest on 5/14 vs. Albuquerque.
- Went on a seven-game hitting streak from 5/8-14 with two doubles, five home runs and 11 RBI before being recalled to New York (NL) on 5/16.
- Clubbed his first career grand slam on 7/22 at Reno.
- Hit .325 (13-for-40) with two home runs and nine RBI in 10 July games with Las Vegas.
- Played in eight games with New York (NL) from 7/24-8/1 before being placed on the disabled list with a fractured left tibia.

2017

- Entered the season ranked as the No. 25 prospect for New York (NL) by *Baseball America*.
- Began the season with Las Vegas and hit .279 (130-for-466) with 40 XBH in 127 games.
- Hit .476 (20-for-42) with a 1.307 OPS from 7/6-18, his second of two 10-game hitting streaks on the season.
- Hit .323 (31-for-96) with 20 RBI in July, including two four-hit performances.
- Had 11 multi-hit games and an average of .339 (37-for-109) in August.
- His contract was selected by New York (NL) on 9/8 and he made his major league debut as a pinch hitter vs. Cincinnati the same day.
- Recorded his first major league hit on 9/9 vs. Cincinnati, a pinch-hit double off RHP Homer Bailey.

2016

- Began the season with High-A St. Lucie before being promoted to Double-A Binghamton on 4/22 for the rest of the season.
- Hit safely in a career-high 14 straight games from 5/30-6/17 with a .407 average (24-for-59).
- Named the Eastern League Player of the Week on 8/22 after hitting .615 (16-for-26) with one home run, five doubles, five RBI and 1.752 OPS the week prior.
- Went 26-for-44 (.591) in 10 games with nine multi-hit contests from 8/9-20.
- Notched a trio of four-hit games, the first on 8/12 at Harrisburg.
- Hit .398 (43-for-108) in the month of August while splitting time between second base, third and shortstop.

2015

- Spent the entire season with St. Lucie and hit .234 (59-for-252) in 77 games.
- Hit .172 (15-for-87) with nine RBI before the All-Star break; batted .267 (44-for-165) with 23 RBI after.
- Tabbed five straight multi-hit contests to begin a nine-game hitting streak from 7/9-21.

2014

- Spent the entire season with St. Lucie and made one rehab appearance with GCL Mets.
- Hit safely in four straight games with two multi-hit contests to begin June before being placed on the disabled list with a right knee strain.
- Had four multi-hit campaigns in eight June games; had just three in 25 games in July.

2013

- Ranked by *Baseball America* as the Mets' No. 16 prospect prior to the season.
- Spent the entire season with Single-A Savannah and hit .203 (71-for-350) in 106 games.

2012

- Ranked by *Baseball America* as the Mets' No. 21 prospect prior to the season.
- Also ranked the New York-Penn League's No. 18 prospect by the same publication.
- Hit .333 (48-for-144) in 36 home games vs. .173 (26-for-150) in 37 road games for Short-Season A Brooklyn.

2011

- Made his professional debut on 8/23 vs. GCL Cardinals and singled for his first hit.
- Hit .294 (10-for-34) between GCL Mets, Rookie-Advanced Kingsport and Brooklyn in nine games.


AWARDS & HONORS

MilB.com Organization All-Star (2019)

EAS Player of the Week (8/22/16)

CAREER BATTING STATS

YEAR	TEAM	LG	LVL	ORG	AVG	G	AB	R	H	2B	3B	HR	RBI	BB	IBB	SO	SB	CS	OBP	SLG	OPS	HBP	SAC	SF	GIDP
2011	Kingsport	APP	R+	NYM	.364	3	11	3	4	2	0	0	3	1	0	2	0	0	.417	.545	.962	0	0	0	0
2011	GCL Mets	GCL	R	NYM	.333	4	15	3	5	2	0	0	1	2	0	3	0	1	.412	.467	.878	0	0	0	0
2011	Brooklyn	NYP	A-	NYM	.125	2	8	1	1	0	0	0	0	0	0	0	0	0	.125	.125	.250	0	0	0	0
2012	Brooklyn	NYP	A-	NYM	.252	73	294	32	74	8	1	5	29	31	2	48	2	0	.328	.337	.665	3	0	1	10
2013	Savannah	SAL	A	NYM	.203	106	350	35	71	13	1	2	25	30	0	60	4	2	.268	.263	.531	3	1	5	14
2014	St. Lucie	FSL	A+	NYM	.247	111	389	34	96	16	0	4	39	39	0	59	0	1	.314	.319	.633	2	1	6	15
2014	GCL Mets	GCL	R	NYM	.667	1	3	0	2	0	0	0	0	0	0	1	4	0	.667	.667	1.333	0	0	0	0
2015	St. Lucie	FSL	A+	NYM	.237	77	252	19	59	14	3	0	32	24	0	44	1	4	.300	.370	.670	1	0	5	19
2016	Binghamton	EAS	AA	NYM	.333	96	361	50	121	30	0	8	39	19	0	60	1	1	.374	.485	.859	4	1	1	7
2016	St. Lucie	FSL	A+	NYM	.143	9	28	3	4	0	0	0	2	5	0	3	0	0	.273	.143	.416	0	0	0	2
2017	NEW YORK	NL	MLB	NYM	.303	19	33	4	10	2	0	0	1	4	0	8	0	0	.395	.364	.758	1	0	0	0
2017	Las Vegas	PCL	AAA	NYM	.279	127	466	58	130	26	3	11	56	42	0	79	2	3	.341	.418	.760	2	0	0	19
2018	NEW YORK	NL	MLB	NYM	.143	15	21	1	3	0	0	0	1	2	0	8	1	0	.217	.143	.360	0	0	0	1
2018	Las Vegas	PCL	AAA	NYM	.256	62	219	34	56	8	1	14	39	21	0	42	4	3	.327	.493	.820	3	0	2	12
2018	Iowa	PCL	AAA	CHC	.283	130	466	79	132	30	3	17	61	57	0	74	1	4	.371	.470	.841	11	0	5	19
2019	Major League Totals				.241	34	54	5	13	2	0	2	6	6	0	16	1	0	.328	.278	.606	1	0	0	1
	Triple-A Totals				.276	319	1151	171	318	64	7	42	156	120	0	195	7	10	.351	.454	.804	16	0	7	50
	Minor League Totals				.264	801	2862	351	755	149	12	61	326	271	2	475	16	17	.331	.388	.719	29	3	23	105



ROBBIE GLENDINNING

INF

Born: 10/6/95 in Perth, Western Australia
MLB Debut: N/A
Height/Weight: 6-2/205
Twitter: @robglenn2

Opening Day Age: 24
ML Service: 0.000
Bats/Throws: R/R
Instagram: @robglenn_vi

Acquired: Selected by PIT in 21st round (628th overall) of the 2017 First-Year Player Draft
2020 Baseball America Ranking (PIT): N/A
2020 MLB Pipeline Ranking (PIT): N/A

Single-Game Bests/Misc.

Hits

4

5/3/19 vs. Lakeland (A+)

Home Runs

1 (15x)

Last - 8/3/19 @ Reading (AA)

RBI

4 (2x)

Last - 5/16/19 vs. Fort Myers (A+)

Runs

3

8/20/18 vs. Charleston (A)

Stolen Bases

2

6/3/19 @ Daytona (A+)

Walks

3 (2x)

Last - 6/17/19 vs. Harrisburg (AA)

Hit Streak

10

5/25-6/4/19 (A+)

Grand Slams

1

5/16/19 vs. Fort Myers (A+)

Multi-homer Games

N/A

PERSONAL

- Robert David Glendinning.
- Attended University of Missouri (Columbia) and batted .274 (55-for-201) with 13 doubles, two triples, seven home runs and 30 RBI in 56 games in 2017.
- Previously attended Northern Iowa Area (Mason City) Community College and holds the school's single-season records in hits (107), doubles (27) and runs (75).
- Is Northern Iowa Area CC's all-time leader in hits, home runs, doubles, runs and RBI.

TRANSACTIONS

- Selected by PIT (21st round, 628th overall) in the 2017 First-Year Player Draft.

2019

- Began the season with Double-A Altoona and hit .300 (6-for-20) in nine games before being sent to High-A Bradenton on 4/18.
- Drove in a career-high four runs on 4/19 vs. Jupiter.
- Recorded a career-high four hits on 5/3 vs. Lakeland and hit safely in 11 of 12 games through 5/16 with a .447 average (21-for-47).
- Launched his first career grand slam on 5/16 vs. Fort Myers.
- Set a career-high 10-game hitting streak from 5/25-6/4 and hit .389 (14-for-36) with two homers and five RBI.
- Swiped a career-high two bases on 6/3 at Daytona.
- Named a Florida State League midseason All-Star after hitting .340 (55-for-162) with eight home runs, 16 doubles and 26 RBI in the first half.
- Promoted to Altoona on 6/13 and hit .358 (19-for-53) through the remainder of June.
- Hit .323 (32-for-99) in 26 May games with Bradenton; hit .189 (18-for-95) in 27 July games with Altoona.
- Split time between second base, third, shortstop and DH for Altoona; hit .351 (26-for-74) at shortstop vs. hitting .174 (16-for-92) at third.
- His combined 23 doubles, 13 home runs, 57 RBI, and .298 batting average (103-for-346) all set single-season career highs.
- His RBI total was 10th among Pirates minor leaguers.

2018

- Split the season between Short-Season A West Virginia and Single-A West Virginia and hit a combined .268 (52-for-194) in 59 games.
- Hit .300 (12-for-40) in 12 July games with Short-Season A West Virginia before being promoted to Single-A West Virginia on 7/19.
- Finished July with a .333 average (11-for-33) in 10 games in Single-A.
- Launched his first professional home run on 7/29 vs. Asheville.
- Hit .314 (16-for-51) in 15 home games with the Power.
- Had four three-hit games with Single-A West Virginia and 12 total multi-hit games during the season.

2017

- Spent the entire season with Short-Season A West Virginia and hit just .198 (19-for-96) in 29 games.
- Made his professional debut on 7/11 at Hudson Valley (0-for-3).
- Hit a double on 7/14 vs. Staten Island for his first professional hit, also scored a run.
- Had seven hits in six games from 7/17-28 but just 11 hits in 19 games the rest of the season.

AWARDS & HONORS

FSL All-Star (Mid, 2019)

CAREER BATTING STATS

YEAR	TEAM	LG	LVL	ORG	AVG	G	AB	R	H	2B	3B	HR	RBI	BB	IBB	SO	SB	CS	OBP	SLG	OPS	HBP	SAC	SF	GDP
2017	WV Black Bears	NYP	A-	PIT	.198	29	96	10	19	3	0	0	6	17	0	41	2	3	.342	.229	.571	4	2	0	2
2018	WV Power	SAL	A	PIT	.282	34	110	16	31	4	1	2	18	13	0	28	1	3	.358	.391	.749	0	2	0	5
2018	WV Black Bears	NYP	A-	PIT	.250	25	84	14	21	8	1	0	11	13	0	28	1	1	.364	.369	.733	2	1	0	2
2019	Altoona	EAS	AA	PIT	.261	58	184	21	48	7	1	5	31	24	1	65	2	1	.346	.391	.737	1	2	2	6
2019	Bradenton	FSL	A+	PIT	.340	43	162	22	55	16	1	8	26	14	0	50	6	2	.393	.599	.992	1	0	1	6
	Minor League Totals				.274	189	636	83	174	38	4	15	92	81	1	212	12	10	.361	.417	.778	8	7	3	21



GEOFF HARTLIEB

RHP

Born: 12/9/93 in Belleville, Ill.
MLB Debut: 5/18/19 (PIT) @ SD
Height/Weight: 6-5/235
Twitter: @itsgeoffnotjeff

Opening Day Age: 26
ML Service: 0.093
Bats/Throws: R/R
Instagram: @itsgeoffnotjeff

Acquired: Selected by PIT in 29th round (885th overall) of the 2016 First-Year Player Draft
2020 Baseball America Ranking (PIT): N/A
2020 MLB Pipeline Ranking (PIT): N/A

Single-Game Bests/Misc.

Complete Games

N/A

Shutouts

N/A

Innings (Start)

N/A

Innings (Relief)

3.0 (2x)

Last - 6/9/17 vs. Greensboro (A)

Hits Allowed

7

5/28/19 @ Cincinnati (NL)

Earned Runs Allowed

7

5/28/19 @ Cincinnati (NL)

Home Runs Allowed

2

5/28/19 @ Cincinnati (NL)

Strikeouts

5 (2x)

Last - 7/27/19 @ Rochester (AAA)

10+ Strikeout Games

N/A

Walks

3 (3x)

Last - 6/23/19 vs. San Diego (NL)

Winning Streak

4 (2x)

Last - 5/31-7/8/18 (AA)

Losing Streak

4

7/16-8/12/17 (A+)

PERSONAL

- Geoffrey Thomas Hartlieb, wife's name is Alyse.
- Attended Quincy (Ill.) University to play college basketball and played in 24 games as a freshman, totaling 43 points and scoring a career-high eight points in a game at Central Missouri.
- Transferred to Lindenwood (Mo.) University and racked up 152 innings over three seasons for the NCAA Division II program while finishing his college career with a 5-15 record and 6.68 ERA.
- Was a communications major.
- 2012 graduate of Highland (Ill.) High School; the same high school produced first-round draftee and major league pitcher Jake Odorizzi.
- Received all-state honors as a junior and senior in basketball; was also an all-area and all-conference selection in basketball and baseball as a junior and senior.

TRANSACTIONS

- Selected by NYM (37th round, 1,109th overall) in the 2015 First-Year Player Draft but did not sign.
- Selected by PIT (29th round, 885th overall) in the 2016 First-Year Player Draft.
- Had his contract first selected by PIT on May 17, 2019.

2019

- Began the season with Indianapolis and had a 3.32 ERA (7er/19.0ip) in 12 outings from 4/5-5/14.
- Had his contract selected by Pittsburgh on 5/17 and made his major league debut at San Diego the next day (1.0ip, 1k).
- Allowed a career-high seven runs on seven hits (two home runs) in 2.1 innings on 5/28 at Cincinnati.
- Appeared in 14 games with Pittsburgh and had an 8.10 ERA (18er/20.0ip); had a 5.75 ERA (11er/17.2ip) outside of 5/28.
- Optioned to Indianapolis on 6/29 and earned the win in his first appearance on 7/1 (2.0ip, 1h, 1er, 1k).
- Tied his career high with five strikeouts in 2.0 innings on 7/27 at Rochester and earned the win in extra innings.
- Did not allow a home run in 26 Triple-A outings (39.2ip).
- Had a 1.78 ERA (4er/20.2ip) in his final 14 appearances with Indy.
- Appeared in 15 games with Pittsburgh from 7/30-8/14 and 8/30-9/20 with a combined 10.20 ERA (17er/15.0ip).
- Excelled at Victory Field, tabbing a 0.77 ERA (2er/23.1ip) in 15 games; had a road Triple-A ERA of 4.96 (9er/16.1ip) in 11 games.
- Did not allow a run with the bases loaded in 1.2 Triple-A innings.
- Held right-handed batters in Triple-A to a .179 average (17-for-95); lefties hit .275 (14-for-51).

2018

- Spent entire season with Double-A Altoona, going 8-2 with 10 saves and a 3.24 ERA (21er/58.1ip) in a career-high 47 appearances.
- Recorded first win of the season on 4/14 in extra innings at Erie (2.0ip, 1h, 1r, 0er, 0bb, 4k).
- Collected two career-high four-game win streaks from 4/14-5/2 and 5/31-7/8.
- Suffered second straight loss on 5/17 vs. Portland after being charged with a career-high seven runs (2er) in 2.0ip.
- Struck out a career-high five batters during a 2.0-inning save on 6/23 at Erie.
- Recorded the last four outs for his ninth save on 8/26 vs. Richmond as the Curve clinched a playoff spot with a 3-0 win.
- Pitched a season-high 15.2 innings in August and only allowed two runs (1.15 ERA).
- Did not allow a run in 14 of his final 19 appearances of the regular season from 7/14-9/3, posting a 1.17 ERA (3er/23.0ip); in final 31 outings dating back to 6/9, compiled a 1.82 ERA (8er/39.2ip).
- Went 8-2 with a 4.19 ERA (16er/34.1ip) in 27 outings before the All-Star break and was 0-0 with a 1.88 ERA (5er/24.0ip) in 20 appearances after the break.
- Tossed 1.2 shutout frames in his lone playoff appearance on 9/8 vs. Akron.
- Recorded a career-low in home runs allowed per nine innings for the year with 0.46 (3hr/58.1ip).

- Ranked fifth in the EAS in games finished (28), sixth in appearances and tied for eighth in saves.
- Led all Pirates minor leaguers in appearances and was third in saves.
- Played for Surprise in the Arizona Fall League and went 0-1 with one save, a 6.59 ERA (10er/13.2ip) and 12 strikeouts in 10 appearances.

2017

- Combined to go 2-6 with nine saves and a 2.12 ERA (15er/63.2ip) in 39 appearances between Single-A West Virginia and High-A Bradenton.
- Began season with West Virginia, going 1-2 with six saves and a 0.83 ERA (3er/32.2ip) in 20 games.
- Held opponents scoreless in 17 of his 20 Power outings.
- Did not allow an earned run in six June appearances (10.0ip) before being transferred to High-A Bradenton on 6/24, where he went 1-4 with three saves, a 3.48 ERA (12er/31.0ip) and 36 strikeouts in 19 contests.
- Posted scoreless appearances in five of his first six outings with the Marauders.
- Earned his first win with Bradenton on 7/13 at Clearwater (1.1ip, 1h, 0r, 0bb, 2k).
- Held opponents to a .182 average (6-for-33) with RISP for Bradenton.
- Struck out at least one batter in 29 of his 39 outings; had multiple punchouts in 22 of those appearances.
- Tied for fifth among Pirates minor leaguers in saves.

2016

- Spent the whole season with Rookie-Advanced Bristol, going 4-1 with a 4.44 ERA (13er/26.1ip) and 28 strikeouts in 16 appearances.
- Earned the win in his professional debut on 6/24 at Bluefield (2.0ip, 1h, 0r, 0bb, 2k).
- Won again in his second outing on 6/28 vs. Greenville (1.1ip, 0h, 0r, 0bb, 2k).
- Earned first professional save on 7/28 vs. Elizabethton (2.0ip, 1h, 0r, 0bb, 1k).
- Struck out the side on 8/9 vs. Kingsport (1.0ip); fanned at least one batter in 13 of his 16 appearances.
- Did not allow a run (10.2ip) in six games from 7/28-8/15.
- Went 2-0 with one save, a 0.56 ERA (1er/16.0ip) and 20 strikeouts in nine outings at home.

AWARDS & HONORS

N/A

CAREER PITCHING STATS

YEAR	TEAM	LG	LVL	ORG	W-L	ERA	G-GS	CG	SHO	SV-SVO	IP	H	R	ER	HR	HB	BB-IBB	SO	WHIP	AVG	AB
2016	Bristol	APP	R+	PIT	4-1	4.44	16-0	0	0	1-2	26.1	26	22	13	3	4	9-0	28	1.33	.252	103
2017	WV Power	SAL	A	PIT	1-2	0.83	20-0	0	0	6-6	32.2	22	7	3	1	1	6-0	26	0.86	.191	115
2017	Bradenton	FSL	A+	PIT	1-4	3.48	19-0	0	0	3-6	31.0	29	15	12	3	1	9-1	36	1.23	.250	116
2018	Altoona	EAS	AA	PIT	8-2	3.24	47-0	0	0	10-16	58.1	56	29	21	3	3	24-0	56	1.37	.253	221
2019	Pittsburgh	NL	MLB	PIT	0-1	9.00	29-0	0	0	0-1	35.0	32	35	35	8	0	18-0	38	2.00	.351	148
2019	Indianapolis	INT	AAA	PIT	4-1	2.50	26-0	0	0	3-6	39.2	31	11	11	0	0	15-0	50	1.16	.212	146
Major League Totals					0-1	9.00	29-0	0	0	0-0	35.0	52	35	35	8	0	18-0	38	2.00	.351	148
Triple-A Totals					4-1	2.50	26-0	0	0	3-6	39.2	31	11	11	0	0	15-0	50	1.16	.212	146
Minor League Totals					18-10	2.87	128-0	0	0	23-36	188.0	164	84	60	10	9	63-1	196	1.21	.234	701



KE'BRYAN HAYES

INF

Born: 1/28/97 in Tomball, Texas

MLB Debut: N/A

Height/Weight: 5-10/205

Twitter: @KeBryanHayes

Acquired: Selected by PIT in 1st round (32nd overall) of the 2015 First-Year Player Draft

2020 Baseball America Ranking (PIT/3B/Tools/Overall): No. 2 / No. 4 & Best Glove / Best

Strike-Zone Discipline & Best Defensive Infielder / No. 56

2020 MLB Pipeline Ranking (PIT/3B/Tools/Overall): No. 2 / No. 2 / Hit 60 & Defense 65 / No. 41

Opening Day Age: 23

ML Service: 0.000

Bats/Throws: R/R

Instagram: @kebryan_hayes

Single-Game Bests/ Misc.

Hits

4 (7x)

Last - 8/23/19 vs. Louisville (AAA)

Home Runs

1 (25x)

Last - 8/19/19 @ Toledo (AAA)

RBI

5

4/18/16 vs. Kannapolis (A)

Runs

4

7/13/19 @ Columbus (AAA)

Stolen Bases

3

7/8/18 vs. Trenton (AA)

Walks

3 (4x)

Last - 8/12/18 vs. Erie (AA)

Hit Streak

16

7/29-8/15/18 (AA)

Grand Slams

N/A

Multi-homer Games

N/A

PERSONAL

- Ke'Bryan Kobe Hayes.
- 2015 graduate of Concordia Lutheran (Tomball, Texas) High School.
- Was a 2015 preseason Perfect Game All-American and Texas All-Region first-team selection and hit .436 (41-for-94) with 16 doubles, one triple, three home runs, 27 RBI and 12 stolen bases as a senior.
- Helped lead his high school to the 2015 TAPPS state championship after recording a game-winning, go-ahead RBI single in the sixth inning.
- Played for the Team USA Junior National team in 2014 and the 2014 USA Baseball Tournament of Stars, where he hit .486 (17-for-35) with two doubles, one homer and seven RBI in 12 games for the Tournament of Stars.
- Son of 14-year major league Charlie Hayes, who played in 124 games for the Pirates in 1996 before he traded to New York (AL) on Aug. 30.
- His dad led the AL in double plays turned from third base with the Yankees in 1992 and led the NL in doubles (45) in 1993 with Colorado.
- His brother, Tyree, was an eighth-round pick by Tampa Bay in 2006 as a pitcher and played six seasons in the minors.

TRANSACTIONS

- Selected by PIT (1st round, Supplemental, 32nd overall) in the 2015 First-Year Player Draft.
- Had his contract first selected by PIT on Nov. 20, 2019.

AWARDS & HONORS

MLB.com Organization All-Star (2019, 2018, 2017)
MLB Rawlings Gold Glove 3B (2019, 2018, 2017)
Indianapolis Rookie of the Year (2019)
INT Player of the Week (8/26/19)
EAS All-Star (Mid/Post, 2018)
Futures Game Selection (2018)
FSL All-Star (Mid, 2017)
SAL All-Star (Mid, 2016)

2019

- Entered the season rated by *Baseball America* as Pittsburgh's No. 2 prospect and No. 49 prospect overall; also tabbed with having the Best Strike-Zone Discipline and being the Best Defensive Infielder.
- Was also rated as the No. 4 third base prospect by MLB Pipeline, Pittsburgh's No. 2 prospect and No. 46 overall.
- Appeared in 110 games with Indianapolis, 103 of which he started at third base.
- His 31 doubles tied for second among Pirates farmhands and his 30 with Indianapolis tied for second on the team and tied for eighth in the International League (also: Kevin Kramer).
- Had a trio of two-double games in the span of a seven-game hitting streak from 4/6-13.
- Led the IL with 20 doubles before being placed on the seven-day injured list with a dislocated left index finger on 6/13.
- Made three rehab appearances with Short-Season A West Virginia before being activated on 7/4.
- Scored a career-high four runs on 7/13 at Columbus after going 2-for-5 with a walk and home run.
- Had two career-high tying four-hit contests in August.
- Hit a three-run home run in the bottom of the ninth inning on 8/18 vs. Lehigh Valley to cap off a five-run comeback; tribe won the game, 8-7, in 10 innings.

- Was named the International League Player of the Week on 8/26 after hitting .522 (12-for-23) with four straight multi-hit games the week prior.
- Named Indianapolis' August Player of the Month after hitting .327 (34-for-104) with four doubles, three home runs and 15 RBI.
- Hit .310 (35-for-113) with 45 RBI with runners in scoring position and .267 (12-for-45) with RISP and two outs.
- Earned his third consecutive Rawlings Gold Glove, making him just the second minor leaguer in history to do so; his .989 fielding percentage at third base was the highest mark among qualifying third basemen in both the minor and major leagues.
- His three errors at third base marked a career single-season low when playing at least 250.0 innings at the position.
- Was also named an MLB.com Organization All-Star following the season.

2018

- Entered the season rated by *Baseball America* and MLB Pipeline as Pittsburgh's No. 4 prospect; same publication tabbed him as the "Best Defensive Infielder" in the Pirates minor league system.
- Spent the entire year with Double-A Altoona and hit .293 (128-for-437); ranked among EAS offensive leaders in doubles (4th, 31), on-base percentage (7th, .375), OPS (7-th, .819), hits (8th), extra-base hits (8th, 45) and average (9th).
- Beginning with a three-hit, four-RBI performance on 5/26 at Harrisburg, he hit .323 (90-for-279) over his final 74 games; the .323 clip was third best in the Pirates system and the Eastern League during that stretch.
- Had nine multi-hit games during a 10-game stretch from 6/27-7/6, slashing .413/.438/.587.

- Totalled 38 multi-hit games, including career-high tying four-hit performances on 6/1 at Hartford and both 8/31 and 9/2 at Bowie; was the only Curve player with multiple four-hit games.
- Stole a career-high three bases on 7/8 vs. Trenton.
- Was the starting third baseman for the Western Division in the EAS All-Star Game and went 1-for-2 with an RBI single in the fifth inning.
- Also started at third base for the U.S. Team in the SiriusXM MLB All-Star Futures Game in Washington, D.C. on 7/15 and went 1-for-3 with a two-run homer off Twins left-handed pitching prospect Lewis Thorpe.
- Logged a career-high 16-game hitting streak from 7/29-8/15, the longest by a Curve player in 2018 and tied for the eighth longest in team history; hit .317 (20-for-63) with two homers and six doubles during the run.
- Named the Best Defensive Third Baseman in the EAS by *Baseball America* after the season and won his second straight MLB Rawlings Gold Glove Award at the hot corner after posting a .978 fielding percentage (6 errors/278 total chances), the best mark among all MLB third basemen.
- His .978 fielding percentage at 3B was the highest mark on record by an EAS third baseman dating back to 1959.
- Was also named as an MLB.com Organization All-Star and to the EAS postseason All-Star team.

2017

- Listed as Pittsburgh's 6th-best prospect by *Baseball America* prior to the season.
- Spent entire year with High-A Bradenton and stole a career-high 27 bases, second most among Pirates minor leaguers.
- Was named to the Florida State League midseason All-Star team after hitting .271 (54-for-199) with 19 stolen bases in 52 games before the league's All-Star break.
- Won his first career MLB Rawlings Gold Glove Award at third base after leading all FSL 3B with a .974 fielding percentage, total chances (307), assists (245) and double plays (25).
- Ranked among FSL offensive leaders in sacrifice bunts (1st, 12), runs scored (T-4th, 66), stolen bases (5th) and average (9th).

2016

- Ranked by *Baseball America* as Pittsburgh's 9th-best prospect prior to the season.
- Hit safely in 12 of his first 14 games with the Power, batting .393 (22-for-56) with 13 RBI from 4/7-23.
- Drove in a career-high five runs on 4/18 vs. Kannapolis.
- Recorded the first two four-hit games of his career on 4/18 vs. Kannapolis and 6/4 at Augusta.
- Was named to the South Atlantic League midseason All-Star team as a utility infielder.
- Was placed on the disabled list with a cracked rib on 7/21 and played in one rehab game the rest of the season.

2015

- Made his professional debut on 6/29 vs. GCL Yankees 2 and went 2-for-4 with two RBI and two runs scored.
- From 6/29-7/22 (18 games), he hit .429 (27-for-63).
- Ranked first in the GCL in on-base percentage (.434) and second in hitting.
- Ended the season ranked as Pittsburgh's 8th-best prospect according to *Baseball America*.

CAREER BATTING STATS

YEAR	TEAM	LG	LVL	ORG	AVG	G	AB	R	H	2B	3B	HR	RBI	BB	SO	SB	CS	OBP	SLG	OPS	HBP	SAC	SF	GIDP
2015	GCL Pirates	GCL	R	PIT	.333	44	144	24	48	4	1	0	13	22	1	24	7	1	.434	.375	.809	5	2	0
2015	WW Black Bears	NYP	A-	PIT	.220	12	41	8	9	1	0	0	7	6	0	7	1	1	.320	.244	.564	1	2	2
2016	WW Power	SAL	A	PIT	.263	65	247	27	65	12	1	6	37	16	1	51	6	5	.319	.393	.711	6	3	4
2016	GCL Pirates	GCL	R	PIT	.400	2	5	0	2	1	0	0	0	1	0	1	0	0	.500	.600	1.100	0	0	0
2017	Bradenton	FSL	A+	PIT	.278	108	421	66	117	16	7	2	43	47	0	76	27	5	.345	.363	.708	4	12	4
2018	Altoona	EAS	AA	PIT	.293	117	437	64	128	31	7	7	17	57	0	84	12	5	.375	.444	.819	4	4	10
2019	Indianapolis	INT	AAA	PIT	.265	110	427	64	113	30	2	10	53	43	0	90	12	1	.336	.415	.751	5	1	4
2019	WW Black Bears	NYP	A-	PIT	.111	3	9	1	1	1	0	0	2	2	0	2	1	0	.250	.222	.472	0	0	1
	Triple-A Totals				.265	110	427	64	113	30	2	10	53	43	0	90	12	1	.336	.415	.751	5	1	4
	Minor League Totals				.279	461	1731	254	483	96	18	25	202	188	2	335	66	18	.354	.399	.752	25	24	23



LOGAN HILL

OF

Born: 5/26/93 in Pensacola, Fla.
MLB Debut: N/A
Height/Weight: 6-3/220
Twitter: @HillSan33

Opening Day Age: 26
ML Service: 0.000
Bats/Throws: R/R
Instagram: N/A

Acquired: Selected by PIT in 25th round (757th overall) of the 2015 First-Year Player Draft
2020 Baseball America Ranking (PIT): N/A
2020 MLB Pipeline Ranking (PIT): N/A

Single-Game Bests/Misc.

Hits
 4 (3x)
 Last - 7/16/19 vs. Trenton (AA)

Home Runs
 2 (3x)
 Last - 6/24/18 @ Erie (AA)

RBI
 5 (2x)
 Last - 5/12/17 vs. Palm Beach (A+)

Runs
 3 (5x)
 Last - 5/16/19 vs. Harrisburg (AA)

Stolen Bases
 3
 7/21/15 vs. Brooklyn (A-)

Walks
 4
 7/2/18 @ Akron (AA)

Hit Streak
 11
 5/1-13/17 (A+)

Grand Slams
 1
 7/9/15 @ Lowell (A-)

Multi-home Games
 3
 Last - 6/24/18 @ Erie (AA)

PERSONAL

- Logan Walker Hill.
- Attended Troy (Ala.) University in 2015 and was named to the American Baseball Coaches Association/Rawlings South Central All-Region team after ranking in the top-10 in the Sun Belt Conference in batting average (.354), hits (73), RBI (42), stolen bases (13), total bases (113), slugging percentage (.549) and on-base percentage (.440) as a junior.
- Was a mathematics major.
- Spent his first two collegiate seasons (2013-14) at Jeff Davis (Brenton, Ala.) Community College.
- Slashed .320/.550/.706 with eight homers and 40 RBI as a sophomore, leading Jeff Davis to its first playoff berth in 12 years.
- Named first-team all-conference, first-team all-state, third-team All-American, ACCC South Player of the Year and NUCAR National Team selection as a sophomore.
- Named first-team all-conference as a freshman after slashing .385/.490/.480 with two homers, 32 RBI and 17 stolen bases.
- 2012 graduate of Washington (Pensacola, Fla.) High School, where he hit .320 with three homers and 19 RBI as a senior.
- Also played football in high school.

TRANSACTIONS

- Selected by PIT (25th round, 757th overall) in the 2015 First-Year Player Draft.

2019

- Began season with Double-A Altoona, hitting .279 (61-for-219) with four home runs in 61 games.
- Went 4-for-5 with two doubles and a home run at Erie on 4/8 for his second career four-hit game and first since 7/26/16.
- Scored a career-high tying three runs on 4/24 and 5/16.
- Hit safely in eight straight games from 5/12-19, six of which were multi-hit and two were three-RBI games.
- Assigned to Indianapolis on 6/13 and homered in his second game on 6/16 for his first Triple-A hit.
- Hit .184 (9-for-49) in 14 games with the Tribe before being sent back to Altoona on 7/4.
- Had his second four-hit game of the season on 7/16 vs. Trenton.
- Named Eastern League Player of the Week on 8/19 after going 11-for-24 with nine RBI, three home runs and three doubles the week prior.
- Struck out four times on 8/30 at Harrisburg to match a career high.
- Hit .234 (44-for-188) in final 52 games with Altoona.
- His 69 RBI tied for second among Eastern League leaders; drove in 50 runs while batting clean up and 19 runs when hitting fifth for Altoona.
- Logged a career-high 114 hits combined between Altoona and Indy, including 28 multi-hit games.

2018

- Spent entire season with Altoona, hitting .228 (89-for-391) with 33 XBH (17 homers) and 72 RBI in 117 games.
- Hit just .130 (9-for-69) over 18 games in April but improved his average through the season and recorded a monthly high of .292 (28-for-96) in August.
- Hit .311 (19-for-61) vs. Erie with four homers and 19 RBI.
- Logged his third career two-homer game on 6/24 at Erie.
- Homered and collected a career-high four walks on 7/2 at Akron.
- Ranked seventh in the Eastern League with 72 RBI.
- Ranked second in home runs and RBI on Altoona's roster; was also second among Pirates farmhands in RBI and third in homers.

2017

- Combined to hit .269 (93-for-346) with 19 doubles, a career-high 18 home runs and 61 RBI in 93 games between High-A Bradenton and Altoona.
- Began year with Bradenton, hitting .266 (71-for-267) with 16 homers, 14 two-baggers and 52 RBI in 71 games.
- Tallied 10 hits in his first five games of the season, including two doubles, one triple and two home runs.
- Four of his five hits from 4/25-28 were homers.
- Hit safely in a career-high 11 consecutive games from 5/1-13, batting .341 (14-for-41) with three homers, five doubles and 16 RBI during the stretch.
- Named to the Florida State League midseason All-Star

- team after hitting .263 (60-for-228) with 15 homers, 12 doubles and 47 RBI in 61 games before the break.
- Tied for second in the FSL in home runs.
- Named to the FSL postseason All-Star team.
- Transferred to Altoona on 6/30 for 22 games, where he hit .278 (22-for-79) with two home runs, five doubles and nine RBI.
- Placed on the DL with a left hand fracture on 7/27 and missed the rest of the season.
- Ranked second among all Pirates farmhands in homers.
- Played for Glendale in the Arizona Fall League and hit .239 (16-for-67) with five doubles, one triple, two home runs and 14 RBI in 18 games.

2016

- Hit .249 (99-for-397) with 13 homers, five triples, 21 doubles and 47 RBI in 110 games between Single-A West Virginia and Bradenton.
- Set single-season career highs in triples and stolen bases (14).
- Began season with Bradenton, hitting .226 (14-for-62) in 17 games from 4/9-5/18.
- Transferred to West Virginia for the rest of the season and batted .254 (85-for-335) with 11 homers, 19 doubles and 40 RBI in 93 games.
- Hit safely in nine straight games from 7/14-23, batting .441 (15-for-34) with two doubles, four triples and two homers during the stretch.
- Recorded the first four-hit game of his career on 7/26 at Rome (4-for-4, 2 runs scored).
- Hit safely in the final eight games of the season with a .355 average (11-for-31), three homers and seven RBI.

2015

- Spent the entire season with Short-Season A West Virginia, where he hit .297 (65-for-219) with seven homers, three triples, 13 doubles and 45 RBI in 60 contests.
- Hit safely in the first nine games of the season with a .324 average (12-for-37) and belted his first professional home run on 6/28 vs. Hudson Valley.
- Named to the New York-Penn League midseason All-Star team after batting .326 (.57-for-175) with six homers, 11 doubles and 40 RBI before the break.
- Hit .330 (30-for-91) with five doubles, two triples, four home runs and 23 RBI in July.
- Named the NYPL Player of the Month for July after leading the league in total bases (51), RBI (23), home runs and OPS (1.011); also ranked fourth in the month of July in average and runs scored (19).
- Ranked among NYPL leaders in RBI (2nd), slugging percentage (2nd, .479), homers (T-3rd), total bases (T-3rd, 105), on-base percentage (5th, .402) and batting average (9th).

AWARDS & HONORS

EAS Player of the Week (8/19/19)

FSL All-Star (Mid/Post, 2017)

NYPL All-Star (Mid, 2015)

NYPL Player of the Month (7/2015)

CAREER BATTING STATS

YEAR	TEAM	LG	LVL	ORG	AVG	G	AB	R	H	2B	3B	HR	RBI	BB	SO	SB	CS	OBP	SLG	OPS	HBP	SAC	SF	GIDP	
2015	WV Black Bears	NYP	A-	PIT	.297	60	219	33	65	13	3	7	45	28	0	51	13	4	.402	.479	.881	11	2	1	7
2016	WV Power	SAL	A	PIT	.254	93	335	45	85	19	5	11	40	29	0	97	13	6	.323	.439	.762	6	0	1	11
2016	Bradenton	FSL	A+	PIT	.226	17	62	6	14	2	0	2	7	5	0	20	1	1	.319	.355	.674	4	0	1	2
2017	Altoona	EAS	AA	PIT	.278	22	79	12	22	5	0	2	9	14	0	21	0	0	.385	.418	.803	1	0	2	1
2017	Bradenton	FSL	A+	PIT	.266	71	267	44	71	14	2	16	52	31	2	73	3	3	.351	.513	.864	5	0	2	9
2018	Altoona	EAS	AA	PIT	.228	117	391	48	89	14	2	17	72	41	2	132	1	5	.311	.404	.715	8	0	4	8
2018	Altoona	EAS	AA	PIT	.258	113	407	53	105	27	3	12	69	42	0	120	1	2	.332	.428	.760	5	0	4	6
2019	Indianapolis	INT	AAA	PIT	.184	14	49	7	9	4	0	2	3	2	0	12	0	0	.259	.388	.647	3	0	0	0
Triple-A Totals					.184	14	49	7	9	4	0	2	3	2	0	12	0	0	.259	.388	.647	3	0	0	0
Minor League Totals					.254	507	1809	248	460	98	15	69	297	192	4	526	32	21	.338	.439	.777	43	2	15	44



SAM HOWARD

LHP

Born: 3/5/93 in Cartersville, Ga.
MLB Debut: 6/10/18 (COL) vs. ARI
Height/Weight: 6-4/200
Twitter: @Sam_Howard32

Opening Day Age: 27
ML Service: 0.119
Bats/Throws: R/L
Instagram: @sam32howard

Acquired: Claimed off waivers by PIT from COL on 10/30/19
2020 Baseball America Ranking (PIT): N/A
2020 MLB Pipeline Ranking (PIT): N/A

Single-Game Bests/ Misc.

Complete Games

2

Last - 5/16/17 (1) @ Portland (AA)

Shutouts

2

Last - 5/16/17 (1) @ Portland (AA)

Innings (Start)

9.0

7/27/15 vs. Rome (A)

Innings (Relief)

7.0

8/27/17 vs. Salt Lake (AAA)

Hits Allowed

11

6/21/16 vs. Richmond (AA)

Earned Runs Allowed

8

5/2/15 vs. Lexington (A)

Home Runs Allowed

3 (2x)

Last - 8/22/18 @ El Paso (AAA)

Strikeouts

10 (3x)

Last - 7/4/17 vs. Sacramento (AAA)

10+ Strikeout Games

3

Last - 7/4/17 vs. Sacramento (AAA)

Walks

6 (2x)

Last - 4/30/18 @ Tacoma (AAA)

Winning Streak

6

6/28-8/8/15 (A)

Losing Streak

5 (2x)

Last - 6/2-9/1/18 (AAA)

PERSONAL

- Samuel James Howard, wife's name is Emily.
- Is a 2011 graduate of Cartersville (Ga.) High School, where he lettered twice in baseball.
- Went 9-1 with a 1.53 ERA during his senior year and was named team MVP and best pitcher.
- Attended Georgia Southern (Statesboro) University for three years.
- His brother, Jack, played golf at the Air Force Academy and now flies the F-16 Fighting Falcon.

TRANSACTIONS

- Selected by CHC (48th round, 1,449th overall) in the 2011 First-Year Player Draft but did not sign.
- Selected by COL (3rd round, 82nd overall) in the 2014 First-Year Player Draft.
- Had his contract first selected by COL on Nov. 20, 2017.
- Elected free agency on Nov. 30, 2018.
- Signed by COL as a minor league free agent on Jan. 13, 2019.
- Claimed off waivers by PIT from COL on Oct. 30, 2019.

2019

- Began the season with Triple-A Albuquerque and compiled a 5.81 ERA (17er/26.1ip) in 19 appearances in April and May.
- Had a 9.1-inning scoreless streak from 5/27-6/17 where he held opponents to a .133 batting average (4-for-30) and struck out 13.
- Finished June with a 1.50 ERA (2er/12.0ip) for the month to improve his season ERA from 5.81 to 4.46.
- Did not allow a run in his first six July appearances (6.1ip); had his contract selected by Colorado on 7/21.
- Compiled a 7.56 ERA (7er/8.1ip) in six major league relief appearances before being optioned back to Albuquerque on 8/10.
- Converted his first career save opportunity on 8/15 at Las Vegas (1.0ip, 1k).
- Earned the win in back-to-back outings in his final two games with Albuquerque before being promoted back to Colorado on 8/28.
- Earned his first major league win on 9/15 vs. San Diego (1.2ip, 2k).
- Went 2-1 with a 2.89 ERA (9er/28.0ip) in 23 Triple-A home games and 2-0 with a 5.16 ERA (13er/22.2ip) in 19 road games.
- Had an 8.59 ERA (7er/7.1ip) in seven Triple-A day games.
- His 42 appearances in Triple-A marked a career high with one team.

2018

- Entered the season rated as Colorado's No. 11 prospect by *Baseball America*.
- Began the season as a starter with Albuquerque and went 3-8 with a 5.06 ERA (54er/96.0ip) in 21 starts.
- Earned a win in his first start of the season on 4/8 at Salt Lake (5.0ip, 6h, 2er, 4k).
- Had three losses over his next three starts, allowing 10 runs in 14.0 innings (6.43 ERA).
- Compiled a 3.26 ERA (7er/19.1ip) in four starts from 5/7-6/2.
- Recalled by Colorado on 6/9 and made his major league debut as a reliever the next day vs. Arizona (1.0ip, 1h).
- Allowed 18 earned runs in his first four starts (8.24 ERA) after being optioned back to Albuquerque on 6/13; allowed 14 earned runs in his final eight (3.71 ERA).
- Tossed back-to-back quality starts to end his Triple-A season; was recalled to Colorado on 9/4.
- Caught Matt Kemp swinging for his first MLB strikeout on 9/17 at Los Angeles (NL).

2017

- Entered the season rated as Colorado's No. 18 prospect by *Baseball America*.
- Tossed 7.0 one-hit innings on 5/16 (1) at Portland for his second career complete game shutout.
- Struck out 10 batters for the third time in his career on 7/4 vs. Sacramento (8.0ip, 3h, 0r, 0bb).
- Made his first career relief appearance on 8/27 vs. Salt Lake and threw 7.0 innings (6h, 3r, 3er, 2bb, 2k).
- 15 of his 23 starts were for 5.0 innings or more and nine were quality starts between Double-A and Triple-A.
- Was named an MiLB.com Organization All-Star following the season.

2016

- Ranked as Colorado's No. 25 prospect by *Baseball America* prior to the season.
- Had five straight quality starts with High-A Modesto from 5/13-6/3 with a 1.50 ERA (6er/36.0ip) and 43 strikeouts.
- Struck out 10 batters on 5/13 at San Jose (7.0ip) for the first 10+ strikeout game of his career.
- Tossed 8.0 two-hit scoreless innings with 10 strikeouts on 5/28 vs. San Jose.
- Was named a California League midseason All-Star.
- Promoted to Double-A Hartford on 6/9 and lost a career-high five straight games from 6/16-7/6.
- Allowed a career-high 11 hits in a loss vs. Richmond on 6/21 (3.2ip, 8r, 3er, 1bb, 2k).
- Surrendered a career-high three home runs on 7/1 at Portland.
- His 140 strikeouts between Modesto and Hartford set a single-season career high.

2015

- Ranked as Colorado's No. 24 prospect by *Baseball America* prior to the season.
- Went on a six-game winning streak from 6/28-8/8 with a 2.81 ERA (15er/48.0ip).
- Compiled a 1.19 ERA (4er/30.1ip) with a 3-0 record in five July starts.
- Recorded his first career complete game shutout on 7/27 vs. Rome (9.0ip, 4h, 0r, 5k).
- Went 10-1 in 13 quality starts.

2014

- Made his professional debut on 6/25 vs. Ogden (3.0ip, 2h, 3k).
- Earned his first professional win on 8/7 at Billings (5.0ip, 4h, 0r, 3bb, 6k).
- Struck out a season-high seven hitters in 5.0 innings on 8/14 vs. Billings; also allowed seven runs on eight hits.
- Threw his first quality start in his final outing of the season on 9/3 at Orem (6.0ip, 8h, 2r, 2bb, 2k).

AWARDS & HONORS

MiLB.com Organization All-Star (2017, 2015)

CAL All-Star (Mid, 2016)

CAREER PITCHING STATS

YEAR	TEAM	LG	LVL	ORG	W-L	ERA	G-6S	CG	SHO	SV-SVO	IP	H	R	ER	HR	HB	BB-IBB	SO	WHIP	AVG	AB
2014	Grand Junction	PJO	R+	COL	1-3	5.40	14-13	0	0	0-0	53.1	73	34	32	6	1	10-0	42	1.56	.333	219
2015	Asheville	SAL	A	COL	11-9	3.43	26-25	1	1	0-0	134.0	131	62	51	8	3	32-0	122	1.22	.252	519
2016	Modesto	CAL	A+	COL	4-3	2.47	11-11	0	0	0-0	65.2	43	24	18	3	6	24-0	75	1.02	.184	234
2016	Hartford	EAS	AA	COL	5-6	3.99	16-16	0	0	0-0	90.1	113	51	40	11	3	28-7	67	1.56	.303	373
2017	Albuquerque	PCL	AAA	COL	4-4	3.89	15-14	0	0	0-0	81.0	82	35	35	6	3	33-0	64	1.42	.264	311
2017	Hartford	EAS	AA	COL	1-4	2.33	9-9	1	1	0-0	46.1	31	13	12	5	2	10-0	40	0.88	.185	168
2018	COLORADO	NL	MLB	COL	0-0	2.25	4-0	0	0	0-0	4.0	5	1	1	0	1	3-0	1	2.00	.313	16
2018	Albuquerque	PCL	AAA	COL	3-8	5.06	21-21	0	0	0-0	96.0	106	55	54	13	4	34-0	80	1.46	.285	372
2019	COLORADO	NL	MLB	COL	2-0	6.63	20-0	0	0	0-0	19.0	21	16	14	5	3	10-0	23	1.63	.276	76
2019	Albuquerque	PCL	AAA	COL	4-1	3.91	42-0	0	0	1-2	50.2	30	23	22	5	2	23-2	62	1.44	.282	191
Major League Totals					2-0	5.87	24-0	0	0	0-0	23.0	26	17	15	5	4	13-0	24	1.70	.283	92
Triple-A Totals					11-13	4.39	78-35	0	1	1-2	227.2	238	111	111	24	9	90-2	206	1.44	.272	874
Minor League Totals					33-38	3.85	153-109	2	2	1-2	617.1	629	297	264	57	24	194-2	550	1.33	.264	2387



JOE JACQUES

LHP

Born: 3/11/95 in Shrewsbury, N.J.

MLB Debut: N/A

Height/Weight: 6-2/205

Twitter: @jjacques_34

Opening Day Age: 25

ML Service: 0.000

Bats/Throws: L/L

Instagram: @jjacques34

Acquired: Selected by PIT in 33rd round (984th overall) of the 2018 First-Year Player Draft

2020 Baseball America Ranking (PIT): N/A

2020 MLB Pipeline Ranking (PIT): N/A

Single-Game Bests/Misc.

Complete Games

N/A

Shutouts

N/A

Innings (Start)

4.0

7/9/19 (2) @ Lakeland (A+)

Innings (Relief)

4.0

6/20/19 vs. Tampa (A+)

Hits Allowed

5 (2x)

Last - 9/2/18 vs. Mahoning Valley (A-)

Earned Runs Allowed

5

6/24/18 vs. Elizabethton (R+)

Home Runs Allowed

2

4/24/19 @ Lexington (A)

Strikeouts

5

6/20/19 vs. Tampa (A+)

10+ Strikeout Games

N/A

Walks

4

8/3/19 @ Dunedin (A+)

Winning Streak

2

6/3-20/19 (A+)

Losing Streak

2 (2x)

Last - 8/7 (2)-13/19 (2) (A+)

2019

- Compiled a 4-4 record with one save and a 2.58 ERA (19er/66.1ip) in 35 games (two starts) between Single-A Greensboro, High-A Bradenton and Double-A Altoona.
- Struck out a career-high 59 batters during the season.
- Compiled a season average of 8.01 strikeouts per nine innings.
- Began the season with Greensboro and went 0-1 with a 2.96 ERA (8er/24.1ip) in 14 games.
- Surrendered a career-high two home runs on 4/24 at Lexington.
- Gave up four earned runs in April in seven relief outings (11.2ip).
- Issued eight walks during his first five games of the season.
- Limited hitters to a .184 batting average (9-for-49) and no home runs while at home with Greensboro.
- Promoted to Bradenton on 5/29 and went 4-3 with a 2.41 ERA (11er/41.0ip) in 20 appearances (two starts).
- Picked up his first career win in his 34th overall appearance on 6/3 at Daytona (3.0ip, 1h, 4k).
- Had three-or-more strikeouts in six of seven appearances from 5/30-6/29.
- Struck out a career-high five hitters vs. Tampa on 6/20.
- Made his first professional start at Fort Myers on 6/29 (2) and took a no-decision (3.0ip, 3h, 2bb, 4k).
- Held opposing hitters to a batting average of .143 (5-for-35) during July.
- Recorded his only save of the season at Clearwater on 7/23 (2).
- Promoted to Altoona on 8/31 and tossed 1.0 scoreless inning with one hit and two walks on 9/2 at Harrisburg.

2018

- Pitched the majority of the season with Rookie-Advanced Bristol, going 0-2 with a 6.33 ERA (15er/21.1ip) in 17 appearances.
- Made his professional debut on 6/21 at Greeneville and tossed 1.0 scoreless inning with one walk and one strikeout.
- Was tagged for a career-high five earned runs on 6/24 vs. Elizabethton (0.2ip, 4h, 5r, 5er, 2bb).
- Did not allow an earned run in five straight appearances from 8/2 (2)-16 (7.2ip) and held opponents to a .080 batting average (2-for-25) in that time.
- Promoted to Short-Season A West Virginia on 8/29 and allowed three earned runs in 3.0 innings pitched on 9/2 vs. Mahoning Valley.

PERSONAL

- Joseph August Jacques.
- Went 1-2 with a 2.61 ERA (11er/38.0ip) and 38 strikeouts in nine appearances (eight starts) in 2018 at Manhattan (Bronx, N.Y.) College.
- Became the 17th player to be drafted out of Manhattan College in the program's history.
- Finished his college career ranked eighth in school history with 209 strikeouts.

TRANSACTIONS

- Selected by PIT (33rd round, 984th overall) in the 2018 First-Year Player Draft.

AWARDS & HONORS

N/A

CAREER PITCHING STATS

YEAR	TEAM	LG	LVL	ORG	W-L	ERA	G-6S	CG	SHO	SV-SVO	IP	H	R	ER	HR	HB	BB-IBB	SO	WHIP	AVG	AB
2018	Bristol	APP	R+	PIT	0-2	6.33	17-0	0	0	1-1	21.1	19	19	15	1	4	19-0	19	1.78	.232	82
2018	WV Black Bears	NYP	A-	PIT	0-0	9.00	1-0	0	0	0-0	3.0	5	3	3	0	1	1-0	1	2.00	.417	12
2019	Altoona	EAS	AA	PIT	0-0	0.00	1-0	0	0	0-0	1.0	1	0	0	0	0	2-0	0	3.00	.333	3
2019	Greensboro	SAL	A	PIT	0-1	2.96	14-0	0	0	0-0	24.1	15	9	8	2	1	15-0	20	1.23	.176	85
2019	Bradenton	FSL	A+	PIT	4-3	2.41	20-2	0	1-1	41.0	32	13	11	1	2	16-0	39	1.17	.213	150	
Minor League Totals					4-6	3.67	53-2	0	0	2-2	90.2	72	44	37	4	8	53-0	79	1.38	.217	332



WILLIAMS JEREZ

LHP

Born: 5/16/92 in Santiago, D.R.
MLB Debut: 8/7/18 (LAA) vs. DET
Height/Weight: 6-4/210
Twitter: N/A

Opening Day Age: 27
MLB Service: 0.074
Bats/Throws: L/L
Instagram: @williamsjerez25

Acquired: Claimed off waivers by PIT from SF on 9/13/19
2020 Baseball America Ranking (PIT): N/A
2020 MLB Pipeline Ranking (PIT): N/A

Single-Game Bests/Misc.

Complete Games

N/A

Shutouts

N/A

Innings (Start)

N/A

Innings (Relief)

4.0

7/30/14 @ GCL Orioles (R)

Hits Allowed

7

6/7/17 (1) vs. Akron (AA)

Earned Runs Allowed

8

6/7/17 (1) vs. Akron (AA)

Home Runs Allowed

1 (34x)

Last - 9/17/19 vs. Seattle (AL)

Strikeouts

7

8/6/14 (1) @ GCL Rays (R)

10+ Strikeout Games

N/A

Walks

5

8/25/17 vs. Lehigh Valley (AAA)

Winning Streak

3 (2x)

Last - 4/18 (2)-5/17/15 (A)

Losing Streak

5

6/28-8/11/16 (AA)

PERSONAL

- Williams Alexander Jerez, wife's name is Tiffany Perez and has one daughter, Brittany (10/27/15).
- Attended Grand Street Campus (Brooklyn, N.Y.) High School and led New York City's Public School Athletic League with a .692 average, 36 hits, 758 on-base percentage and 1.385 slugging percentage in 2011.

TRANSACTIONS

- Selected by BOS (2nd round, 81st overall) in the 2011 first-year Player Draft.
- Had his contract first selected by BOS on Nov. 20, 2015.
- Traded to LAA from BOS on July 31, 2018 with RHP Ty Burrey in exchange for 2B Ian Kinsler.
- Traded to SF from LAA on March 26, 2019 in exchange for RHP Chris Stratton.
- Claimed off waivers by PIT from SF on Sept. 13, 2019.

2019

- Was rated as the Angels' No. 23 prospect by *Baseball America* before being traded to San Francisco on 3/26 in exchange for RHP Chris Stratton.
- Began the season with Triple-A Sacramento and went 1-1 with one save and a 2.40 ERA (4er/15.0ip) from 4/4-5/5.
- Was recalled by San Francisco and threw one scoreless inning in relief on 5/7 at Colorado before being optioned.
- Allowed nine earned runs in 27.2 innings between April and May (2.93 ERA); allowed the same number of earned runs in 11.2 June innings (6.94 ERA).
- Hit his first career home run on 7/7 at Reno.
- Surrendered just two hits when running the count full against batters with seven walks and 20 strikeouts in Triple-A.
- Recalled by San Francisco again and earned his first major league win on 7/18 vs. New York (NL) (2.0ip, 2h, 1r, 1er, 2bb, 2k).
- Did not allow a run in five of his next six Triple-A appearances (5.2ip) before being promoted back to San Francisco; allowed just one run in four major league appearances (3.2ip) before being optioned back.
- Designated for assignment on 9/10 and claimed off waivers by Pittsburgh on 9/13; had a 7.36 ERA (3er/3.2ip) with the Pirates in six games to end the season.

2018

- Entered the season ranked as Boston's No. 27 prospect by *Baseball America*.
- Began the season with Triple-A Pawtucket and went 2-1 with a 3.63 ERA (21er/52.0ip) and five saves in 34 games.
- Struck out a season-high five batters four times, the first on 5/20 at Triple-A Rochester.
- Traded to Los Angeles (AL) at the trade deadline with RHP Ty Burrey in exchange for 2B Ian Kinsler.
- Made his major league debut on 8/7 vs. Detroit and struck out Nicholas Castellanos swinging as the first batter he saw in 2.0 one-hit innings.
- Did not allow a run in his first 7.0 major league innings; allowed eight runs (six earned) in his next 2.0.
- Optioned to Salt Lake and made two appearances before being recalled in September; allowed one run or less in seven of his eight final appearances.
- Converted a career-high six saves (nine opportunities).

2017

- Began the season with Double-A Portland and went 2-0 with a 3.16 ERA (18er/51.1ip) in 29 games.
- Allowed a career-high eight runs on seven hits in 1.1 innings on 6/7 (1) vs. Akron.

- Followed that outing with 14.0 straight scoreless innings while holding opponents to a .167 batting average (8-for-48).
- Was named an Eastern League midseason All-Star for the second straight season after compiling a 3.53 ERA (17er/43.1ip) in the first half.
- Had a 4.07 ERA (11er/24.1ip) at home vs. a 2.33 ERA (7er/27.0ip) on the road with Portland.
- Was promoted to Triple-A Pawtucket on 8/1 and tossed two scoreless innings in his debut vs. Syracuse.
- Took the loss on 8/25 vs. Lehigh Valley after walking a career-high five batters in 1.2 innings.

2016

- Baseball America* listed him as Boston's No. 19 prospect prior to the season.
- Spent the entire season with Portland and went 1-6 with a 4.71 ERA (34er/65.0ip), the worst record of his career.
- Compiled a 3.77 ERA (12er/28.2ip) through 16 games in April and May and a 6.75 ERA (17er/22.2ip) in 16 games in June and July.
- Lost a career-high five straight decisions from 6/28-8/11 with an 8.83 ERA (17er/17.1ip).

2015

- Split the season with Single-A Greenville, High-A Salem and Portland and compiled his lowest career season ERA of 2.54 (25er/88.2ip).
- Did not allow more than two earned runs in all but one of his 41 appearances.
- Won five straight decisions between Greenville, Salem and Portland from 4/18 (2)-7/25 with a 1.53 ERA (11er/64.2ip).
- Had a 0.73 ERA (1er/12.1ip) in five June appearances with Salem.

2014

- Began the season with GCL Red Sox and took the loss in his professional pitching debut on 6/23 vs. GCL Rays (3.0ip, 4h, 2r, 1er, 2k).
- Won a career-high three straight decisions from 7/11-8/6 with a 1.10 ERA (2er/16.1ip).
- Struck out a career-high seven batters in 3.0 scoreless innings on 8/6 (1) at GCL Rays.
- Transferred to Short-Season A Lowell and earned the win in his debut on 8/13 at Brooklyn (2.0ip, 1h, 2r, 4bb, 2k).

2011-2013

- Was drafted by Boston as a position player and spent his first three seasons as an outfielder.
- Began his career with GCL Red Sox and hit .248 (32-for-129) in 32 games.
- Spent 2012 and 2013 with Short-Season A Lowell and hit .176 (21-for-119) in 38 games in 2013 before transitioning to a pitcher.


AWARDS & HONORS

EAS All-Star (Mid, 2017, 2016)

MiLB.com Organization All-Star (2015)

CAREER PITCHING STATS

YEAR	TEAM	LG	LVL	ORG	W-L	ERA	G-6S	CG	SHO	SV-SVO	IP	H	R	E	HR	HB	BB-IBB	SO	WHIP	AVG	AB
2014	GCL Red Sox	GCL	R	BOS	3-1	2.22	9-0	0	0	1-1	24.1	20	8	6	0	2	5-0	27	1.03	.217	92
2014	Lowell	NYP	A-	BOS	1-1	4.50	5-0	0	0	0-0	10.0	13	6	5	0	2	6-0	13	1.90	.310	42
2015	Portland	EAS	AA	BOS	1-2	3.65	22-0	0	0	1-2	37.0	34	15	15	2	0	17-0	31	1.38	.245	139
2015	Greenville	SAL	A	BOS	3-1	2.06	14-0	0	0	3-3	39.1	43	16	9	3	1	10-0	43	1.35	.279	154
2015	Salem	CAR	A+	BOS	1-0	0.73	5-0	0	0	0-0	12.1	11	2	1	0	1	4-0	12	1.22	.224	47
2016	Portland	EAS	AA	BOS	1-6	4.71	40-0	0	0-4	65.0	70	35	34	6	2	30-2	65	1.54	.282	248	
2017	Portland	EAS	AA	BOS	2-0	3.16	29-0	0	0	4-8	51.1	50	21	18	3	1	17-1	47	1.31	.258	194
2017	Pawtucket	INT	AAA	BOS	0-2	3.75	9-0	0	0	1-2	12.0	9	7	5	3	1	6-1	10	1.25	.209	43
2018	LOS ANGELES	AL	MLB	LAA	0-0	6.00	17-0	0	0	0-1	15.0	17	14	10	3	0	8-0	15	1.67	.270	63
2018	Salt Lake	PCL	LAA	0-1	17.18	4-0	0	0	1-2	3.2	8	7	7	0	1	2-0	5	2.73	.421	19	
2018	Pawtucket	INT	AAA	BOS	2-1	3.63	34-0	0	0	5-6	52.0	48	22	21	6	1	24-2	69	1.38	.241	199
2019	SAN FRANCISCO	NL	MLB	SF	1-0	2.70	6-0	0	0	0-0	6.2	7	2	2	1	0	6-0	4	1.95	.304	23
2019	PITTSBURGH	NL	MLB	PIT	0-0	7.36	6-0	0	0	0-0	3.2	5	3	3	1	1	0-0	5	2.18	.313	16
2019	Sacramento	PCL	LAA	SF	4-4	3.86	47-0	0	0	2-6	56.0	46	33	24	6	3	16-0	61	1.11	.215	214
Major League Totals					1-0	5.33	29-0	0	0	0-1	25.1	29	19	15	5	0	17-0	24	1.82	.284	102
Triple-A Totals					6-8	4.15	94-0	0	0	8-15	123.2	111	69	57	15	6	48-3	145	1.29	.234	475
Minor League Totals					18-19	3.60	218-0	0	0	17-33	363.0	352	172	145	29	15	137-6	383	1.35	.253	1391



CHRISTIAN KELLEY

C

Born: 9/23/93 in Upland, Calif.
MLB Debut: N/A
Height/Weight: 5-10/190
Twitter: N/A

Opening Day Age: 26
ML Service: 0.000
Bats/Throws: R/R
Instagram: @christian_d_kelley

Acquired: Selected by PIT in 11th round (337th overall) of the 2015 First-Year Player Draft
2020 Baseball America Ranking (PIT/Tools): N/A / Best Defensive Catcher
2020 MLB Pipeline Ranking (PIT): N/A

Single-Game Bests/Misc.

- Hits**
4 (2x)
Last - 8/4/18 vs. Akron (AA)
- Home Runs**
1 (17x)
Last - 8/1/19 @ Toledo (AAA)
- RBI**
3 (7x)
Last - 7/17/18 vs. Bowie (AA)
- Runs**
2 (16x)
Last - 7/27/19 @ Rochester (AAA)
- Stolen Bases**
1
5/13/17 vs. Palm Beach (A+)
- Walks**
2 (14x)
Last - 8/22/19 @ Toledo (AAA)
- Hit Streak**
10
7/24-8/9/17 (A+)
- Grand Slams**
N/A
- Multi-homer Games**
N/A

PERSONAL

- Christian Dane Kelley, fiance's name is Kailey.
- Played baseball at California State Polytechnic University, Pomona, where he majored in Kinesiology.
- Was nominated for a Division II Gold Glove Award as a catcher in 2015 at Cal Poly Pomona.
- 2012 graduated Don Lugo (Chino, Calif.) High School, where he received All-Mt. Baldy League second-team honors as a junior.
- Led the Don Lugo team to a Mt. Baldy League championship and earned league MVP honors after hitting .434 with three home runs and 31 RBI during his senior season.
- Was named to the NCAA Division II West All-Region second team and was also a first-team All-California Collegiate Athletic Conference Association honoree.

TRANSACTIONS

- Selected by PIT (11th round, 337th overall) in the 2015 First-Year Player Draft.

2019

- Was a non-roster invitee to spring training for the third straight year and spent the entire season with Indianapolis.
- His .179 average (45-for-252) in 80 games was the lowest of his career.
- He opened with his best month of the season, hitting .235 (8-for-34) in April with two multi-hit games and one multi-RBI contest.
- Went on a season-high five-game hitting streak from 6/7-13, including a two-hit game with a double, triple and RBI on 6/9 at Toledo.
- Drove in a run with a walk-off single in the 10th inning on 8/18 vs. Lehigh Valley.
- Tribe went 34-40 in starts he made behind the plate.
- Threw out 28.8 percent of would-be basestealers (23-of-80).
- Compiled a .992 fielding percentage at catcher, his second-highest career percentage while being a league qualifier.
- Tied career highs in single-game walks and runs scored in six separate games.
- Ranked fourth among IL catchers in total chances (725) and putouts (678).

2018

- Rated by *Baseball America* as the "Best Defensive Catcher" in the Pirates farm system prior to the season.
- Was a non-roster invitee to major league camp for a second straight year and spent entire season with Double-A Altoona, hitting .235 (73-for-311) with eight homers, 13 doubles and 38 RBI in 90 games.
- Set career highs in homers, runs scored (36), slugging percentage (.367) and OPS (.675).
- Threw out 28 of the 81 runners attempting to steal against him (35 percent), good for fourth in the Eastern League; ranked second among Eastern League catchers with 28 caught-stealings.
- Was Altoona's Opening Day catcher, making his Double-A debut on 4/5 vs. Akron.
- Hit .293 (17-for-58) with three homers and eight RBI in 18 games in May.
- Hit his first career triple on 6/20 (1) at Richmond.
- Recorded his second career four-hit game on 8/4 vs. Akron (4-for-5, 1 2B, 2 R).
- Tallied seven multi-RBI games and a career-high 20 multi-hit performances.

2017

- Attended first big league camp as a non-roster invitee and spent entire season with High-A Bradenton, hitting .243 (79-for-325) with two home runs, 11 doubles and a career-high 39 RBI in 92 games.
- Hit his first home run of the season and tallied three RBI on 5/5 vs. Dunedin.
- Recorded his only career stolen base on 5/13 vs. Palm Beach.
- Hit .346 (28-for-81) with 16 RBI in 22 games during the month of May.

- Named to the Florida State League's midseason All-Star team after hitting .286 (48-for-186) with 24 RBI in 50 games before the break; batted .197 (31-for-157) with two XBH and 15 RBI in 42 games after the break.
- Had a career-high 10-game hitting streak from 7/24-8/9, hitting .275 (11-for-40) with eight RBI.
- Ranked first among all FSL catchers in games (89), total chances (757), putouts (653) and assists (97) and also ranked fourth in caught-stealing percentage (25.3, 23-for-91).
- Hit .275 (22-for-80) vs. left-handed pitchers and .233 (57-for-245) off righties.

2016

- Hit a combined .248 (72-for-290) with two homers, 14 doubles, 33 RBI and 33 runs scored in 86 games between Single-A West Virginia and Bradenton.
- Spent most of the season with West Virginia, hitting .236 (61-for-259) with 14 XBH and 28 RBI in 77 games.
- Threw out 36 percent (40-of-111) of basestealers, ranking fifth among South Atlantic League backstops.
- Hit .340 (18-for-53) with 10 walks in June.
- Belted his first professional homer on 7/20 vs. Charleston.
- Collected 27 of his 28 RBI with the Power vs. right-handed pitchers.
- Led all SAL catchers in assists (114).

- Transferred to Bradenton on 8/10 for the remainder of the season and hit safely in eight of nine games with a .355 average (11-for-31).
- Went 2-for-5 with two RBI in High-A debut on 8/12 vs. St. Lucie.
- Went 1-for-6 in two playoff games for the Florida State League champion Marauders.

2015

- Spent entire season with Short-Season A West Virginia, batting .232 (45-for-194) with two doubles and 21 RBI in 56 games.
- Also threw out 26 percent (19-of-72) of runners attempting to steal against him; his caught-stealing percentage ranked fourth among New York-Penn League backstops.
- Made professional debut on 6/21 vs. Mahoning Valley and walked twice, dropped down two sacrifice bunts and scored one run.
- Tallied first multi-hit (2) and multi-RBI (3) game of his career on 7/2 at State College.
- Hit .444 (8-for-18) with five runs scored during a six-game hitting streak from 7/17-24.
- Hit safely in a season-high seven straight games from 8/12-21, going 10-for-25 (.400) with one double, four RBI, five walks and five runs scored.
- Led all NYPL catchers in games (53), total chances (442), putouts (382), assists (52) and double plays (seven).
- Went 5-for-19 with a double, four walks, three runs scored and a .391 on-base percentage in five NYPL playoff games as the Black Bears won the championship.


AWARDS & HONORS

Indianapolis Hustle & Grit Position Player (2019)

FSL All-Star (Mid, 2017)

CAREER BATTING STATS

YEAR	TEAM	LG	LVL	ORG	AVG	G	AB	R	H	2B	3B	HR	RBI	BB	IBB	SO	CS	OBP	SLG	OPS	HBP	SAC	SF	GIDP
2015	WV Black Bears	NYP	A-	PIT	.232	56	194	30	45	2	0	0	21	25	0	43	0	.330	.242	.573	4	9	1	7
2016	WV Power	SAL	A	PIT	.236	77	259	26	61	12	0	2	28	25	1	55	0	.310	.305	.615	4	4	2	5
2016	Bradenton	FSL	A+	PIT	.355	9	31	7	11	2	0	0	5	2	0	9	0	.371	.419	.791	0	0	2	3
2017	Bradenton	FSL	A+	PIT	.243	92	325	27	79	11	2	2	39	39	3	80	1	.340	.295	.635	9	8	1	7
2018	Altoona	EAS	AA	PIT	.235	90	311	36	73	13	2	8	38	25	0	64	0	.308	.367	.675	9	0	2	6
2018	Indianapolis	INT	AAA	PIT	.179	80	252	24	45	9	1	5	21	21	0	79	0	.251	.282	.533	4	2	2	4
2019	Indianapolis	INT	AAA	PIT	.179	80	252	24	45	9	1	5	21	21	0	79	0	.251	.282	.533	4	2	2	4
Triple-A Totals					.179	80	252	24	45	9	1	5	21	21	0	79	0	.251	.282	.533	4	2	2	4
Minor League Totals					.229	404	1372	150	314	49	3	17	152	137	4	330	1	.311	.306	.617	30	23	10	32



SEAN KESELICA

LHP**Born:** 6/14/93 in Summit, N.J.**MLB Debut:** N/A**Height/Weight:** 6-1/205**Twitter:** N/A**Opening Day Age:** 26**ML Service:** 0.000**Bats/Throws:** L/L**Instagram:** @seanmichaelk**Acquired:** Selected by PIT in 33rd round (997th overall) of the 2015 First-Year Player Draft
2020 Baseball America Ranking (PIT): N/A
2020 MLB Pipeline Ranking (PIT): N/A

Single-Game Bests/ Misc.

Complete Games

N/A

Shutouts

N/A

Innings (Start)

4.0

6/10/17 (2) vs. Richmond (AA)

Innings (Relief)

4.0 (2x)

Last - 7/6/19 vs. Toledo (AAA)

Hits Allowed

7

6/10/17 (2) vs. Richmond (AA)

Earned Runs Allowed

5

8/9/18 @ Trenton (AA)

Home Runs Allowed

1 (12x)

Last - 7/31/19 @ Toledo (AAA)

Strikeouts

7

8/16/16 @ Lexington (A)

10+ Strikeout Games

N/A

Walks

5 (2x)

Last - 8/9/18 @ Trenton (AA)

Winning Streak

3

4/8 (2)-6/1/17 (AA)

Losing Streak

4

6/1-8/6/19 (AAA)

PERSONAL

Sean Michael Keselica.

Attended Virginia Tech (Blacksburg) University, where he went 5-4 with a 3.47 ERA in 12 appearances as a senior in 2015.

Won 20 ACC Player of the Week Awards (March 13 and March 27, 2015).

Was the second player out of Virginia Tech to be drafted by the Pirates, also George "Sandy" Hill in the 36th round in 1977.

Graduated from Voorhees (Glen Gardner, N.J.) High School in 2011, where he was a three-time letterwinner in both baseball and basketball.

Went 10-1 with a 1.16 ERA and 121 strikeouts in 60.1 innings as a senior in high school; also batted .435 with a school record six home runs.

Averaged 20 points per game in basketball during his senior year and was a two-time first-team all-conference member.

TRANSACTIONS

Selected by PIT (33rd round, 997th overall) in the 2015 First-Year Player Draft.

2019

- Began the season with Indianapolis and made one relief appearance on 4/6 (1.1p, 2bb, 3k) before being transferred to Double-A Altoona.
- Did not allow an earned run in eight April appearances (10.0ip) between Indy and Altoona while holding opponents to a .162 batting average (6-for-37) with 11 strikeouts.
- Returned to Indianapolis on 5/4 and took his first loss of the season on 5/8 at Scranton/Wilkes-Barre after allowing one run on three hits and four walks.
- Made eight Triple-A appearances in May and had a 4.91 ERA (8er/14.2ip); bounced back with a 1.98 ERA (3er/13.2ip) in June.
- Lost a career-high four straight decisions from 6/1-8/6.
- Allowed four runs on one hit and four walks in 0.1 innings at Norfolk on 8/6.
- Set season highs with four strikeouts (5x), four earned runs (2x) and four walks (2x).
- Went 1-2 with a 2.93 ERA (10er/30.2ip) in 16 home games and 0-4 with a 6.33 ERA (15er/21.1ip) in 13 road games with Indianapolis.
- His 1-6 record was a career single-season low in wins and a single-season high in losses.
- Was placed on the injured list on 8/20 with a left shoulder strain to end his season.

2018

- Spent his entire campaign with Altoona for a second consecutive season, going 2-3 with a career-high 4.94 ERA (32er/58.1ip) and career-worst 1.14 strikeout-to-walk ratio (49k, 43bb).
- Picked up the win in his season debut on Opening Day, 4/5 vs. Akron (1.0ip, Oh, Or, 1bb, Ok).
- Recorded a season-best 14.0-inning scoreless streak from 4/29-6/16.
- Did not allow a single run over six May outings (8.2ip, 3k, 1hbp, 4bb, 6k).
- Matched his career-high winning streak (2, 4/5-6/7).
- Was tagged for a career-high five earned runs on a career-high tying five walks on 8/9 at Trenton (0.1ip).
- Registered a 2-2 record, 3.51 ERA (13er/33.1ip) and .172 batting average against in 24 appearances (one start) in the first half; went 0-1 with a 6.84 ERA (19er/25.0ip) and .236 average against in 16 outings after the All-Star break.
- Managed to limit Eastern League opponents to a .195 batting average against (39-for-200), including a .179 mark (14-for-78) against left-handed batters.
- His 12 holds led the team for a second straight season and ranked third in the EAS, and his .184 average against was the third-lowest mark among EAS relievers.

2017

- Spent the entire season with Altoona, going 4-2 with three saves, a 3.54 ERA (29er/73.2ip) and career-high 72 strikeouts.
- Earned the win in his first appearance of the season on 4/8 @ Harrisburg (2.0ip, Oh, Or, 1bb, 3k).
- Struck out a season-high four batters four different times, including twice against Harrisburg.
- Made the first three starts of his career, all second games of a doubleheader, and went 0-1 in those contests.
- Started strong with the All-Star break (4-1, 2sv, 1.88 ERA [11er/52.2ip], 52k).
- Limited left-handed batters to a .174 average (16-for-92) and just three extra-base hits.
- Won the EAS Championship with the Curve.

2016

- Spent nearly the entire season with Single-A West Virginia and went 2-1 with a career-low 1.41 ERA (8er/51.0ip).
- First outing of the season didn't come until 5/23 at Charleston, but it was his longest of the year (4.0ip, 5h, 1r, 1er, 2bb, 4k).
- Converted his only two save opportunities in back-to-back appearances, 6/8 vs. Delmarva and 6/12 at Columbia.
- Managed a 1-0 record, 0.52 ERA (1er/17.1ip) and .150 batting average against over eight first-half appearances.
- Made one appearance, his last of the regular season, with High-A Bradenton on 9/1 at Fort Myers, allowing no earned runs in 1.0 inning and striking out one.
- Pitched 2.0 innings in the Florida State League postseason, fanning three while surrendering one earned run en route to winning the championship with Bradenton.
- Recorded the only sub-1.00 WHIP of his career (0.88) between both levels.
- Put together the best strikeout-to-walk ratio of his career at a clip of nearly 4:1 (55k, 14bb).
- In 11 home games with the Power, logged a 1-0 record, one save, 0.72 ERA (2er/25.0ip), 21 strikeouts, .148 batting average against and 0.68 WHIP.

2015

- Appeared in 19 games for Short-Season A West Virginia and went 2-2 with three saves, a 4.78 ERA (14er/26.1ip), 36 strikeouts and 15 walks.
- Issued two-plus walks in three straight games to start his professional career, including a season-high three-walk outing on 7/3 at State College.
- Notched all three saves of the season during a five-game span from 7/10-26.
- Won consecutive decisions on 8/9 at Wilmington and 8/14 vs. Aberdeen.
- Registered the best groundout-to-flyout ratio of his career (2.36).
- Suffered a .429 opposing average (9-for-21) while pitching against an inning's leadoff batter.

AWARDS & HONORS

EAS All-Star (Mid, 2018)

CAREER PITCHING STATS

YEAR	TEAM	LG	LVL	ORG	W-L	ERA	G-6S	CG	SHO	SV-SVO	IP	H	R	ER	HR	HB	BB-IBB	SO	WHIP	AVG	AB
2015	WV Black Bears	NYP	A+	PIT	2-2	4.78	19-0	0	0	3-4	26.1	26	14	14	1	3	15-0	36	1.56	.271	96
2016	WV Power	SAL	A	PIT	2-1	1.41	24-0	0	0	2-2	51.0	32	8	1	4	14-0	54	0.90	.180	178	
2016	Bradenton	FSL	A+	PIT	0-0	0.00	1-0	0	0	0-0	1.0	0	0	0	0	0	0-0	1	0.00	.000	3
2017	Altoona	EAS	AA	PIT	4-2	3.54	42-3	0	0	3-8	73.2	67	34	29	2	6	39-1	72	1.44	.245	273
2018	Altoona	EAS	AA	PIT	2-3	4.94	40-1	0	0	0-2	58.1	39	34	32	4	5	43-1	49	1.41	.195	200
2019	Altoona	EAS	AA	PIT	0-0	0.00	7-0	0	0	0-0	9.0	6	5	0	0	1	6-1	8	1.33	.182	33
2019	Indianapolis	INT	AAA	PIT	1-6	4.33	29-0	0	0	1-1	52.0	52	28	25	4	5	33-0	49	1.63	.264	197
Triple-A Totals					1-6	4.33	29-0	0	0	1-1	52.0	52	28	25	4	5	33-0	49	1.63	.264	197
Minor League Totals					11-14	3.58	162-4	0	0	9-17	271.1	222	128	108	12	24	150-3	289	1.37	.227	980



BLIGH MADRIS

OF

Born: 2/29/96 in Las Vegas, Nev.

MLB Debut: N/A

Height/Weight: 6-0/210

Twitter: @Bligh_Guy

Opening Day Age: 24

ML Service: N/A

Bats/Throws: L/R

Instagram: @bligh_madris

Acquired: Selected by PIT in 9th round (268th overall) of the 2017 First-Year Player Draft
2020 Baseball America Ranking (PIT): N/A
2020 MLB Pipeline Ranking (PIT): N/A

Single-Game Bests/ Misc.

Hits 4	7/20/17 vs. State College (A-)
Home Runs 2	7/20/17 vs. State College (A-)
RBI 4 (3x)	Last - 8/3/18 vs. Clearwater (A+)
Runs 3 (2x)	Last - 5/2/19 @ Richmond (AA)
Stolen Bases 1 (8x)	Last - 7/7/19 vs. Erie (AA)
Walks 3	7/30/17 @ Williamsport (A-)
Hit Streak 9	8/2-11/17 (A-)
Grand Slams 1	Last - 8/3/18 vs. Clearwater (A+)
Multi-homer Games 1	7/20/17 vs. State College (A-)

PERSONAL

- Bligh John Madris.
- Two-time All-State selection at Foothill (Henderson, Nev.) High School.
- In high school, hit .457 as a sophomore, .406 as a junior and .437 as a senior.
- Majoried in Sports Management at Colorado Mesa (Grand Junction) University.
- Hit .422 with 17 home runs, 14 doubles, 67 RBI and .757 slugging percentage in 62 games as a redshirt sophomore; ranked eighth in the nation among Division II players in slugging percentage and 10th in RBI.
- Made eight pitching appearances out of the bullpen.
- Was named a finalist for the 2017 Tino Martinez Player of the Year, awarded to the DII Most Outstanding Player.
- Won the Rocky Mountain Athletic Conference Tournament MVP Award as a member of the 2015 Colorado Mesa team that won the RMAC Championship and hosted the NCAA South Central Regional.
- Was an All-Region selection, All-RMAC selection and RMAC Freshman of the Year after batting .381 with 20 doubles, four home runs, 52 RBI and 23 walks in 2015.

TRANSACTIONS

- Selected by PIT (9th round, 268th overall) in the 2017 First-Year Player Draft.

2019

- Played the entire season with Double-A Altoona and hit .260 (119-for-457) in 132 games.
- Started the season with a six-game hitting streak from 4/4-9, batting .346 (9-for-26) with four extra-base hits.
- Did not draw a walk in his first 21 games (91 PA); drew first walk on 4/29 vs. Erie and walked in six straight games.
- Hit .309 (29-for-94) with seven doubles and nine RBI in April before his numbers dipped in May, when he hit .176 (15-for-85).
- Scored a career-high tying three runs on 5/2 at Double-A Richmond.
- Turned his numbers around in June by batting .272 (25-for-92) and driving in 15 runs with nine XBH.
- Had a seven-game hitting streak where he recorded three doubles and two RBI while batting .478 (11-for-23) from 8/9-16.
- Hit just .154 (8-for-52) with runners in scoring position and two outs.
- Batted .333 (4-for-12) and drove in seven runs with the bases loaded.
- Committed a career-high three errors in the outfield in 256 chances.
- Ranked among Pirates farmhands in hits (6th) and doubles (T-8th, 26).
- His hits total was seventh and doubles amount was ninth among Eastern League leaders.

2018

- Hit .238 (88-for-369) with a career-high nine home runs for High-A Bradenton in 103 games.
- Was a triple shy of the cycle twice; on 5/27 (1) vs. Jupiter (3-for-3, three RBI) and 7/10 vs. Lakeland (3-for-5, four RBI).
- Hit safely in seven of nine games from 7/3-13, five of which were multi-hit games.
- Drove in four runs to set a new career high on 4/9 at Lakeland; tied that record on 7/10 vs. Lakeland and 8/3 vs. Clearwater.
- Hit .294 (32-for-109) with six XBH against left-handed pitching and .215 (56-for-260) with 20 XBH against right-handed pitching.
- Ranked among Pirates farmhands in triples (T-5th, 5), and RBI (9th, 53).
- His five triples also tied for fifth among Florida State League leaders.

2017

- Spent the season with Short-Season A West Virginia, hitting .270 (61-for-226) with five homers and 31 RBI.
- Made his professional debut on 6/24 at Batavia and went 0-for-4; recorded a single for his first hit the next night.
- Hit .314 (27-for-86) with five doubles, two triples, three home runs and 16 RBI during the month of July, his best month of the season.
- Went 4-for-4 with two home runs to set single-game bests in hits and home runs on 7/20 vs. State College.
- Named New York-Penn League Player of the Week on 7/24 after hitting .524 (11-for-21) with three multi-hit contests the week prior.
- Hit safely in eight consecutive games from 7/16-25, batting .438 (14-for-32) with 10 RBI and six walks.
- Had a career-high nine-game hitting streak from 8/2-11 where he hit .351 (13-for-37).
- Logged 423.2 innings in right field for the Black Bears and committed only two errors.
- Ranked among NYPL leaders in total bases (5th, 97), runs (T-6th, 36), XBH (T-8th, 22), RBI (9th), hits (9th), triples (T-9th, 4) and slugging percentage (10th, .429).

AWARDS & HONORS

NYP All-Star (Mid, 2017)

NYP Player of the Week (7/24/17)

CAREER BATTING STATS

YEAR	TEAM	LG	LVL	ORG	AVG	G	AB	R	H	2B	3B	HR	RBI	BB	IBB	SO	SB	CS	OBP	SLG	OPS	HBP	SAC	SF	GIDP
2017	WV Black Bears	NYP	A-	PIT	.270	56	226	36	61	13	4	5	31	22	2	43	2	5	.344	.429	.773	4	3	1	4
2018	Bradenton	FSL	A+	PIT	.238	103	369	40	88	12	5	9	53	28	0	88	3	4	.292	.371	.664	3	3	7	1
2019	Altoona	EAS	AA	PIT	.260	132	457	50	119	26	2	8	55	43	3	99	3	4	.324	.379	.703	2	4	4	7
	Minor League Totals				.255	291	1052	126	268	51	11	22	139	93	5	230	8	13	.317	.387	.704	9	10	12	12



JASON MARTIN

OF

Born: 9/5/95 in Corona, Calif.
MLB Debut: 4/6/19 (PIT) vs. CIN
Height/Weight: 5-9/185
Twitter: @JM55

Opening Day Age: 24
ML Service: 0.058
Bats/Throws: L/R
Instagram: @jmart5

Acquired: Trade (HOU) on 1/13/18 with RHP Michael Feliz, 3B Colin Moran and RHP Joe Musgrove in exchange for RHP Gerrit Cole

2020 Baseball America Ranking (PIT): N/A

2020 MLB Pipeline Ranking (PIT): N/A

Single-Game Bests/Misc.

Hits
5
5/26/16 vs. Stockton (A+)

Home Runs
3
5/7/17 @ Myrtle Beach (A+)

RBI
6
5/26/16 vs. Stockton (A+)

Runs
4
5/26/16 vs. Stockton (A+)

Stolen Bases
3
6/6/18 vs. Reading (AA)

Walks
3 (7x)
Last - 7/20/19 vs. Durham (AAA)

Hit Streak
16
7/3-21/14 (R+)

Grand Slams
1
8/9/17 vs. Tulsa (AA)

Multi-homer Games
4
Last - 5/7/17 @ Myrtle Beach (A+)

PERSONAL

- Jason Martin, fiancee's name is Nalecia.
- Committed to play college baseball at Long Beach State (Calif.) before signing with the Astros.
- 2013 graduate of Orange (Calif.) Lutheran High School, the same high school that produced former Pirates RHP Gerrit Cole (both involved in the Astros-Pirates five-player trade in Jan. 2018) and RHP Brandon Maurer.

TRANSACTIONS

- Selected by HOU (8th round, 227th overall) in the 2013 First-Year Player Draft.
- Traded to PIT from HOU on Jan. 13, 2018 with RHP Michael Feliz, 3B Colin Moran and RHP Joe Musgrove in exchange for RHP Gerrit Cole.
- Had his contract first selected by PIT on Nov. 20, 2018.

AWARDS & HONORS

MilB.com Organization All-Star (2018)
Baseball America Double-A All-Star (2018)
EAS Player of the Week (5/14/18)
TEX Player of the Week (7/24/17)
CAL Player of the Week (5/30/16)

2019

- Entered the season ranked as Pittsburgh's No. 10 prospect by *Baseball America* and No. 11 by MLB Pipeline.
- Wasn't on Pittsburgh's Opening Day roster but was recalled on 4/5 before appearing with Indianapolis.
- Made his major league debut on 4/6 vs. Cincinnati; led off as the starting left fielder and singled off of Tanner Roark in his first at-bat.
- Began his MLB career on a four-game hitting streak, including a multi-hit contest on 4/7 with a double and RBI.
- Optioned to Indianapolis on 4/30 and hit .230 (41-for-178) with 14 multi-hit contests in 45 games from 5/1-6/21.
- Had three straight multi-hit games from 5/27-30 and 6/5-7; hit .545 (12-for-22) with five extra-base hits in those games.
- Was recalled by Pittsburgh on 6/22 and went 1-for-1 with a run scored in one pinch-hit appearance; optioned back to Indy on 6/26.
- Went on an eight-game hitting streak from 7/14-23 and hit .423 (11-for-26) with two home runs and six RBI.
- Hit safely in 23-of-28 games from 7/29-8/28 with a .333 average (33-for-99), 10 doubles and 20 RBI.
- Drove in 38 runs with 12 extra-base hits and a .322 average (.28-for-87) with runners in scoring position for Indy.
- His 29 multi-hit games with Indianapolis ranked third on the team behind Jake Elmore (34) and Will Craig (33).

2018

- Was rated as Houston's No. 19 overall prospect by *Baseball America* before being traded to Pittsburgh on Jan. 13 with three others in exchange for RHP Gerrit Cole.
- Made his Pirates organizational debut with Double-A Altoona.
- Doubled in five straight games from 4/21-27.
- Named Eastern League Player of the Week on 5/14 after batting .522 (12-for-23) with two homers, eight RBI and seven runs scored in six games.
- Notched six straight multi-hit games from 5/8-14 with three homers, nine RBI and eight runs, leading all of MLB with a .625 average (15-for-24) during that stretch; collected three hits in each of the last three games.
- Stole a career-high three bases on 6/6 vs. Reading.
- Had a time-best 17-game on-base streak from 5/26-6/14.
- At the time of his 6/28 promotion to Indy, ranked among EAS leaders in average (.5th) and finished 11 plate appearances shy of the required 300 to qualify for the best batting average by a left-handed hitter in Curve history.
- Went 2-for-5 with one RBI in his Triple-A debut on 6/29 at Columbus, tripling in his first at-bat.
- Hit .314 (27-for-86) with eight XBH and 11 RBI through his first 34 games with Indy; hit just .142 (18-for-127) with four XBH and 10 RBI over his final 35 games.

2017

- Split the season with High-A Bues Creek and Double-A Corpus Christi, hitting .278 (132-for-474) with 72 runs scored, 58 extra-base hits and 16 stolen bases.
- Launched a career-best three home runs in a game on 5/7 at Myrtle Beach.
- Hit .360 in June (31-for-86, 13 XBH, 14 RBI, 16 R).

- Named Texas League Player of the Week on 7/24 after a week with nine hits, four home runs, eight RBI and five walks.
- Hit his first career walk-off and grand slam on 8/9 vs. Tulsa, launching a two-out shot over the left field wall.
- Recorded career highs in hits, doubles (35) and total bases (231).
- Batted over .300 from three different spots in the order: leadoff (.301, 58-for-193), five-hole (.333, 15-for-45) and seven-hole (.313, 15-for-48).
- Committed just two errors in 161 total chances in the outfield, good for a .988 fielding percentage.

2016

- Played in 110 games with High-A Lancaster, amassing a .270 batting average (108-for-400) with career highs in homers (23) and stolen bases (20).
- Reached base safely in 16 of his first 20 games.
- Named California League Player of the Week on 5/30 with 14 hits, two doubles, four homers and 12 RBI the week prior.
- Produced a career-best seven RBI in a postseason game vs. Rancho Cucamonga on 9/9.
- Batted .250 (.26-for-24) with four homers, nine RBI, six runs and three walks in Lancaster's seven playoff games.
- Finished the season as one of the CAL's best power hitters; was second in slugging (.533), tied for third in homers and was one of eight batters with 50+ XBH.
- Played for Glendale in the Arizona Fall League and hit just .194 (6-for-31) but had a .375 OBP in 11 contests.

2015

- Spent entire year with Single-A Quad Cities and batted .270 (107-for-396) with 122 total runs created (65 R, 57 RBI).
- Batted .257 (58-for-226) with 35 runs scored, 27 walks and 25 RBI from the top two spots in the batting order.
- Hit two triples in a game for the only time in his career on 5/13 vs. Beloit (3-for-5, 3 R).
- Recorded seven of his eight total homers in June and July, including three in a seven-game span (6/21-7/1).

2014

- Split his season between Rookie-Advanced Greeneville and Short-Season A Tri-City, hitting .257 (63-for-245).
- Tallied a career-high 16-game hitting streak from 7/3-21, hitting .393 (24-for-61) with four triples, five doubles, seven RBI, 14 runs scored and 11 walks.
- Batted .316 (25-for-79) with 12 walks and 20 strikeouts when leading off an inning.
- Led Greeneville outfielders in putouts (141) and assists (4).
- Played every game of Tri-City's postseason and contributed six hits, one double, one RBI and two runs.

2013

- Played 50 games with the GCL Astros, hitting for a .251 average (45-for-179) in his first professional season.
- Compiled three hit streaks of seven-plus games, including a season-high 10-game streak from 6/24-7/6.
- Ranked top 10 in the GCL in four offensive categories, his highest finishes coming in walks (3rd, 29) and runs scored (T-4th, 35).

CAREER BATTING STATS

YEAR	TEAM	LG	LVL	ORG	AVG	G	AB	R	H	2B	3B	HR	RBI	BB	IBB	SO	SB	CS	OBP	SLG	OPS	HBP	SAC	SF	GIDP
2013	GCL Astros	GCL	R	HOU	.251	50	179	35	45	8	4	0	17	29	0	31	11	7	.357	.341	.698	1	4	1	1
2014	Greeneville	APP	R+	HOU	.274	42	164	32	45	11	6	0	21	24	0	30	8	6	.363	.415	.778	0	2	2	6
2014	Tri-City	NYP	A-	HOU	.222	21	81	7	18	3	1	1	2	7	0	13	5	3	.284	.321	.605	0	2	0	0
2015	Quad Cities	MID	A	HOU	.270	105	396	65	107	12	7	8	57	47	2	74	14	15	.346	.396	.742	1	12	4	5
2016	Lancaster	CAL	A+	HOU	.270	110	400	74	108	22	7	23	75	55	1	108	20	12	.357	.353	.890	2	0	5	0
2017	Corpus Christi	TEX	AA	HOU	.277	79	300	72	122	33	11	37	19	0	32	7	6	.319	.483	.802	1	0	0	0	
2017	Bues Creek	CAR	A+	HOU	.287	46	174	34	50	11	2	7	29	20	0	42	9	5	.354	.494	.848	0	0	4	2
2018	Altoona	EAS	AA	PIT	.325	68	255	49	83	13	5	9	34	28	2	62	7	8	.392	.522	.913	1	3	2	3
2018	Indianapolis	INT	AAA	PIT	.211	59	213	20	45	5	3	4	21	17	0	52	5	4	.270	.319	.589	0	4	0	4
2019	PITTSBURGH	NL	MLB	PIT	.250	20	36	5	9	2	0	0	2	4	0	10	2	0	.325	.306	.631	0	0	0	0
2019	Indianapolis	INT	AAA	PIT	.259	101	370	47	96	25	5	8	50	29	1	79	9	6	.325	.419	.731	1	2	4	3
Major League Totals					.269	101	370	47	96	25	5	8	50	29	1	79	9	6	.325	.419	.731	1	2	4	3
Triple-A Totals					.242	160	583	67	141	30	8	12	71	46	1	131	14	10	.297	.383	.679	1	6	4	7
Minor League Totals					.268	261	932	60	179	43	13	24	121	71	6	177	95	72	.339	.439	.778	7	29	22	24



JAMES MARVEL

RHP

Born: 9/17/93 in San Francisco, Calif.
MLB Debut: 9/8/19 (PIT) vs. STL
Height/Weight: 6-4/225
Twitter: @jamesmarvel12

Opening Day Age: 26
MLB Service: 0.022
Bats/Throws: R/R
Instagram: @jamesmarvel12

Acquired: Selected by PIT in 36th round (1,087th overall) of the 2015 First-Year Player Draft
2020 Baseball America Ranking (PIT/Tools): N/A / Best Changeup
2020 MLB Pipeline Ranking (PIT): N/A

Single-Game Bests/Misc.

Complete Games

5

Last - 7/5/19 (2) vs. Toledo (AAA)

Shutouts

2

Last - 7/5/19 (2) vs. Toledo (AAA)

Innings (Start)

8.0

8/5/18 vs. Clearwater (A+)

Innings (Relief)

5.0

4/18/18 vs. Palm Beach (A+)

Hits Allowed

11

6/21/18 vs. Fort Myers (A+)

Earned Runs Allowed

8

5/12/19 vs. Erie (AA)

Home Runs Allowed

3

4/18/18 vs. Palm Beach (A+)

Strikeouts

9 (4x)

Last - 7/18/19 vs. Syracuse (AAA)

10+ Strikeout Games

N/A

Walks

5

8/6/19 @ Norfolk (AAA)

Winning Streak

7

7/5-9/2/19 (AAA)

Losing Streak

3 (5x)

Last - 9/8-21/19 (NL)

PERSONAL

- James Michael Marvel.
- 2012 graduate of Campolindo (Moraga, Calif.) High School, where he hit .433 with 26 RBI during his senior year.
- Lettered three years in football as a wide receiver/safety.
- Was a two-time first-place finisher in Fiction Long Prose of the Joaquin Moraga Creative Writing Contest as a youth.
- Attended Duke (Durham, N.C.) University and pitched from 2013-14 before having Tommy John surgery in May 2014.
- Double majored in English and History.
- His mother, Julie, played golf at the University of Minnesota (Minneapolis) and was a four-time state amateur and junior champion.
- His father, John, is an executive producer for NFL Media, formerly of ESPN.

TRANSACTIONS

- Selected by MIN (37th round, 1,120th overall) in the 2012 First-Year Player Draft but did not sign.
- Selected by PIT (36th round, 1,087th overall) in the 2015 First-Year Player Draft.
- Had his contract first selected by PIT on Sept. 8, 2019.

2019

- Began the season with Double-A Altoona and went 9-5 with a 3.10 ERA (35er/101.2ip) in 17 starts.
- Earned the win in his season debut on 4/4 at Akron after tossing 6.0 one-hit innings with a career-high tying nine strikeouts.
- Owled a team-leading 20.0-inning scoreless streak for Altoona from 4/20-5/1.
- Pitched his fourth career complete game and first shutout on 4/20 (1) at Richmond (7.0ip, 1h, 1bb, 2k).
- Named the Eastern League Pitcher of the Week on 4/22 after his complete game and allowing just one run in 11.0 innings pitched the week prior.
- Lost a career-high tying three straight games from 5/1-12 with a 9.18 ERA (17er/16.2ip) in those starts.
- Did not record a loss in the minor leagues after May 24.
- Went 5-0 with five straight quality starts and a 1.78 ERA (7er/35.1ip) from 6/8 (2)-30 before being promoted to Indianapolis on 7/1.
- Made his Triple-A debut on 7/5 (2) vs. Toledo and tossed his second complete game shutout of the season to earn the win (7.0ip, 3h, 6k).
- Went 7-0 with a 2.67 ERA (18er/60.2ip) in 11 starts for Indianapolis.
- Earned the win in three straight starts from 8/23-9/2.
- Averaged 7.54 strikeouts per nine innings at the minor league level.
- Had his contract selected by Pittsburgh on 9/8 and took the loss in his major league debut the same day vs. St. Louis (5.0ip, 4h, 2r, 2er, 2bb, 2k).
- Led all Pirates minor leaguers in ERA (2.94), wins (16) and strikeouts (136); also tied for the lead with two shutouts and 28 games started.
- Also ranked among Pirates farmhands in innings pitched (2nd, 162.1) and complete games (T-2nd, 2).
- Ranked among all minor league leaders in wins (1st), games started (T-1st), shutouts (T-2nd) and innings pitched (T-5th).
- Named Pittsburgh's Minor League Pitcher of the Year and received Indianapolis' Hustle and Grit Pitcher Award following the season.

2018

- Spent the season with High-A Bradenton and Altoona, collecting a 12-7 record and 3.55 ERA (66er/167.1ip) in 27 games (26 starts).
- Began the season with Bradenton and went 1-2 with a 4.23 ERA (13er/27.2ip) in April, his only losing month of the season.
- Tossed his first complete game on 4/28 (2) at Jupiter but took the loss (6.0ip, 4h, 3r, 3er, 1bb, 4k).
- Earned the win in his second complete game on 6/12 (2) at Florida (7.0ip, 2h, 2r, 0er, 7k).
- Allowed a career-high 11 hits on 6/21 vs. Fort Myers (4.2ip).
- Struck out a career-high nine batters on 7/7 vs. Fort Myers during 7.0 one-hit innings.

- Went a career-high 8.0 innings (4h, 1r, 1er, 2bb, 4k) on 8/5 vs. Clearwater before being promoted to Altoona the next day.
- Took the loss in his Double-A debut on 8/10 despite tossing a quality start vs. Erie (6.2ip, 2er).
- Allowed two runs in his final complete game of the season on 8/25 (1) vs. Richmond (7.0ip, 6h, 2bb, 4k).
- Ranked among Pirates minor leaguers in complete games (1st, three), innings pitched (1st), WHIP (1st, 1.21), ERA (2nd), opponent's batting average (2nd, .261), games started (T-2nd), wins (T-3rd), strikeouts (4th, 122) and winning percentage (4th, .600).
- Led all minor league pitchers in innings pitched and tied for first in complete games.

2017

- Went 7-8 with a 3.49 ERA (46er/118.2ip) in 24 starts between Single-A West Virginia and Bradenton.
- Began the season with West Virginia and went 2-3 with a 3.97 ERA (15er/34.0) in his first seven starts.
- Tossed his first quality start of the season on 5/4 vs. Hickory and allowed one run over 6.0 innings with eight strikeouts.
- Placed on the 7-day disabled list on 5/15 (retroactive to 5/12) and was activated on 5/22.
- Struck out at least one hitter in 24 of his 25 appearances.
- Finished the season with Bradenton, owning a 1-0 record and 1.50 ERA (4er/24.0ip) in four starts.
- Pitched three quality starts in High-A and didn't allow a run in his final two starts (13.0ip).

2016


- Spent the season with Short-Season A West Virginia and went 5-6 with a 4.43 ERA (32er/65.0ip) in 13 starts.
- Recorded his first career win in his professional debut on 6/18 at Mahoning Valley (6.0ip, 2h, 0r, 0er, 0bb, 5k).
- Struck out a season-high seven batters in 6.0 innings at Williamsport on 7/19.
- Ended the season with back-to-back wins, both quality starts.

AWARDS & HONORS

Pittsburgh Minor League Pitcher of the Year (2019) Indianapolis Hustle and Grit Pitcher (2019) EAS All-Star (Mid, 2019) EAS Pitcher of the Week (4/22/19)

CAREER PITCHING STATS

YEAR	TEAM	LG	LVL	ORG	W-L	ERA	G-6S	CG	SHO	SV-SV%	IP	H	R	ER	HR	HB	BB-IBB	SO	WHIP	AVG	AB
2016	WW Black Bears	NYP	A-	PIT	5-6	4.43	13-13	0	0	0-0	65.0	57	36	32	1	7	20-0	41	1.18	.235	243
2017	WW Power	SAL	A	PIT	6-8	3.99	20-20	0	0	0-0	94.2	92	52	42	10	6	29-0	75	1.28	.254	362
2017	Bradenton	FSL	A+	PIT	1-0	1.50	4-4	0	0	0-0	24.0	19	7	4	0	1	5-0	16	1.00	.216	88
2018	Altoona	EAS	AA	PIT	3-1	3.00	5-5	1	0	0-0	33.0	29	11	11	1	2	9-0	22	1.15	.236	123
2018	Bradenton	FSL	A+	PIT	9-6	3.68	22-21	2	0	0-0	134.1	132	64	55	10	3	31-0	100	1.21	.261	506
2019	PITTSBURGH	NL	MLB	PIT	0-3	8.31	4-4	0	0	0-0	17.1	25	16	16	4	2	6-0	9	1.79	.338	74
2019	Altoona	EAS	AA	PIT	9-5	3.10	17-17	1	1	0-0	101.2	85	36	35	6	10	24-2	83	1.07	.228	372
2019	Indianapolis	INT	AAA	PIT	7-0	2.67	11-11	1	0	0-0	60.2	46	19	18	4	3	22-1	53	1.12	.214	215
	Major League Totals				0-3	8.31	4-4	0	0	0-0	17.1	25	16	16	4	2	6-0	9	1.79	.338	74
	Triple-A Totals				7-0	2.67	11-11	1	1	0-0	60.2	46	19	18	4	3	22-1	53	1.12	.214	215
	Minor League Totals				40-26	3.45	92-91	5	2	0-0	513.1	460	225	197	32	32	140-3	390	1.17	.241	1909



NICK MEARS

RHP

Born: 10/7/96 in Rocklin, Calif.

MLB Debut: N/A

Height/Weight: 6-2/215

Twitter: @NickMears46

Opening Day Age: 23

ML Service: N/A

Bats/Throws: R/R

Instagram: @smoke_n_mears

Acquired: Signed by PIT as a non-drafted free agent on 8/22/18

2020 Baseball America Ranking (PIT): No. 17

2020 MLB Pipeline Ranking (PIT): N/A

Single-Game Bests/Misc.

Complete Games

N/A

Shutouts

N/A

Innings (Start)

N/A

Innings (Relief)

2.0 (14x)

Last - 8/24/19 @ Bowie (AA)

Hits Allowed

4

7/13/19 vs. Fort Myers (A+)

Earned Runs Allowed

3 (3x)

Last - 8/11/19 (2) vs. Dunedin (A+)

Home Runs Allowed

1 (5x)

Last - 7/4/19 vs. Florida (A+)

Strikeouts

5

6/26/19 @ Jupiter (A+)

10+ Strikeout Games

N/A

Walks

3

4/6/19 vs. Hagerstown (A)

Winning Streak

3

5/4-25/19 (A+)

Losing Streak

1 (3x)

Last - 8/11/19 (2) vs. Dunedin (A+)

PERSONAL

- Nicolaus Tanner Mears.
- 2014 graduate of Rocklin (Calif.) High School, where he was a member of the varsity baseball team for two years.
- Went 4-1 with six saves and a 2.56 ERA (9er/31.2ip) in 18 appearances (one start) while pitching for Sacramento City (Calif.) College in 2017.
- Played for the Willmar Stingers of the Northwoods League in both 2017 and 2018.

TRANSACTIONS

- Signed by PIT as a non-drafted free agent on Aug. 22, 2018.

2019

- Spent the season with Single-A Greensboro, High-A Bradenton and Double-A Altoona, collecting a 5-3 overall record, five saves and a 3.28 ERA (17er/46.2ip) in 34 appearances.
- Started the year with Greensboro, where he went 1-1 with a 3.09 ERA (4er/11.2ip) in seven games.
- Issued a career-high three walks in his season debut on 4/6 vs. Hagerstown (1.2ip, 1h, 3r, 3er, 3k).
- Promoted to Bradenton and earned the win in his High-A debut vs. Lakeland on 5/4 (2.0ip, 0h, 0r, 0er, 0bb, 3k).
- Recorded his first career save on 5/18 at Palm Beach.
- Struck out a career-high five batters in 2.0 innings pitched on 6/26 at Jupiter.
- Did not give up a run in seven consecutive games while striking out 13 and holding hitters to a .077 batting average (2-for-26) during June.
- Surrendered a career-high four hits vs. Fort Myers on 7/13 (2.0ip).
- Held right-handed batters to a sub-.105 batting average with both Greensboro (.103, 3-for-29) and Bradenton (.105, 6-for-57).
- Was promoted to Altoona on 8/17 and made his Double-A debut on 8/20 vs. Hartford (1.0ip, 1r).
- Did not allow an earned run in his final three games of the season (4.0ip, 3h, 2r, 2bb, 7k).
- Finished the season with 69 strikeouts and 13.4 strikeouts per nine innings between all three teams.

2018

- Appeared in three games for Short-Season A West Virginia after being signed as a non-drafted free agent and struck out eight batters in 4.0 scoreless innings.
- Struck out two hitters in his first professional debut vs. Auburn on 8/26.
- Ended the season with two innings vs. Mahoning Valley on 9.3 and struck out a season-high four batters.

AWARDS & HONORS

N/A

CAREER PITCHING STATS

YEAR	TEAM	LG	LVL	ORG	W-L	ERA	G-GS	CG	SHO	SV-SVO	IP	H	R	ER	HR	HB	BB-IBB	SO	WHIP	AVG	AB
2018	WV Black Bears	NYP	A-	PIT	0-0	0.00	3-0	0	0	0-0	4.0	1	0	0	0	0	1-0	8	0.50	.077	13
2019	Altoona	EAS	AA	PIT	0-0	1.80	4-0	0	0	0-0	5.0	4	3	1	0	1	2-0	7	1.20	.211	19
2019	Greensboro	SAL	A	PIT	1-1	3.09	7-0	0	0	0-0	11.2	5	4	4	2	0	7-0	19	1.03	.128	39
2019	Bradenton	FSL	A+	PIT	4-2	3.60	23-0	0	0	5-9	30.0	22	14	12	3	2	9-0	43	1.03	.202	109
Minor League Totals					5-3	3.02	37-0	0	0	5-9	50.2	32	21	17	5	3	19-0	77	1.01	.178	180



JOHN RYAN MURPHY

C

Born: 5/13/91 in Bradenton, Fla.
MLB Debut: 9/2/13 (NYY) vs. CWS
Height/Weight: 5-11/200
Twitter: @JRMurphy513

Opening Day Age: 28
MLB Service: 3.122
Bats/Throws: R/R
Instagram: N/A

Acquired: Signed by PIT as a minor league free agent on 1/6/20
2020 Baseball America Ranking (PIT): N/A
2020 MLB Pipeline Ranking (PIT): N/A

Single-Game Bests / Misc.

Hits
 5
 5/25/12 @ Lakeland (A+)

Home Runs
 3
 4/18/13 @ Erie (AA)

RBI
 9
 8/13/10 @ Hickory (A)

Runs
 4 (2x)
 Last - 8/28/13 vs. Lehigh Valley (AAA)

Stolen Bases
 1 (11x)
 Last - 5/17/13 vs. Bowie (AA)

Walks
 3 (8x)
 Last - 6/24/17 vs. Lehigh Valley (AAA)

Hit Streak
 10
 8/4-18/17 (AAA)

Grand Slams
 2
 Last - 5/26/13 @ Bowie (AA)

Multi-home Games
 3
 Last - 6/29/19 @ Las Vegas (AAA)

PERSONAL

- John Ryan Murphy.
- Graduated from IMG Academy (Bradenton, Fla.) in 2009.
- Started catching as a senior in high school after playing first/second base.
- Committed to attend the University of Miami (Fla.) before signing with the Yankees.

TRANSACTIONS

- Selected by NYY (2nd round, 76th overall) in the 2009 First-Year Player Draft.
- Had his contract first signed by NYY on Sept. 1, 2013.
- Traded to MIN from NYY on Nov. 11, 2015 in exchange for OF Aaron Hicks.
- Traded to ARI from MIN on July 27, 2017 in exchange for LHP Gabriel Moya.
- Traded to ATL from ARI on July 31, 2019 in exchange for cash.
- Elected free agency on Dec. 2, 2019.
- Signed by PIT as a minor league free agent on Jan. 6, 2020.

2019

- Began the season with Arizona and hit .177 (11-for-62) in 25 games before being DFA'd on 5/25 and outrighted to Triple-A Reno.
- Hit .250 (31-for-124) with nine multi-hit contests in 36 games before being traded to Atlanta in exchange for cash at the deadline.
- Made one appearance for Atlanta on 9/24 and went 0-for-1.

2018

- Spent the entire season with Arizona, hitting .202 (42-for-208) with 24 RBI and nine homers in 87 games.

2017

- Began the year with Triple-A Rochester and hit .222 (43-for-194) in 59 games.
- Traded to Arizona on 7/27 in exchange for LHP Gabriel Moya and was optioned to Reno.
- Had a career-high 10-game hitting streak from 8/4-18 with a .359 batting average (14-for-39) and five RBI.
- Hit .284 (19-for-67) in 19 games with Reno before being recalled by Arizona; went 1-for-7 in two September games.

2016

- Began the season with Minnesota and hit .075 (3-for-40) in 11 games before being optioned to Rochester on 5/6.
- Earned a September callup and went 3-for-4 vs. Chicago (AL) in his first game back with Minnesota.
- Ended the season hitting .214 (9-for-42) in September and October for the Twins.

2015

- Listed as the No. 18 prospect for New York (AL) by *Baseball America* prior to the start of the season.
- Spent the entire year with New York (AL) and hit .277 (43-for-155) with nine doubles, three home runs and 14 RBI in 67 games.

2014

- Listed by *Baseball America* as the No. 4 prospect for New York (AL) prior to the start of the season.
- Began the season with Triple-A Scranton/Wilkes-Barre and was recalled by New York (AL) on 4/15.
- Hit his first major league home run on 4/26 vs. Los Angeles (AL) off LHP Hector Santiago.
- Hit .286 (18-for-63) in 22 games from 4/16-6/15; was optioned back to Scranton/Wilkes-Barre on 6/17.

2013

- Ranked the No. 15 prospect for New York (AL) by *Baseball America* before the season started.
- Had his contract selected on 9/1 and made his major league debut as a pinch hitter the next day vs. Chicago (AL); singled off LHP David Purcey for his first hit.
- Hit .154 (4-for-26) in his first 10 MLB games.

2012

- Named the No. 9 overall prospect for New York (AL) by *Baseball America* prior to the start of the season.
- Hit .248 (102-for-412) with 26 doubles, nine home runs and 44 RBI for High-A Tampa and Double-A Trenton in 110 games.
- Began the season with Tampa and hit .257 (68-for-265) with 20 extra-base hits in 67 games.
- Went a career-high 5-for-5 on 5/25 at Lakeland.
- Was named a Florida State League midseason All-Star after hitting .241 (52-for-216) in the first half.
- Was promoted to Trenton on 7/3 and hit .231 (34-for-147) with seven multi-hit contests in 43 games.

2011

- Listed as the No. 14 prospect for New York (AL) by *Baseball America* before the start of the season.
- Played for Single-A Charleston and Tampa, hitting .287 (98-for-341) with 36 extra-base hits in 86 games.
- Was named a South Atlantic League midseason All-Star after hitting .297 (76-for-256) in the first half.
- Promoted to Tampa for the second half; missed the last month of the season after being placed on the 7-day disabled list on 7/22 (retroactive to 7/22) with a left foot contusion.

2010

- Ranked as the No. 8 prospect for New York (AL) by *Baseball America* prior to the season.
- Played the entire season with Charleston and hit .255 (84-for-330) with a career-high 54 RBI in 87 games.
- Drove in a career-high nine RBI on 8/13 at Hickory with his first career grand slam and a three-run home run.

2009

- Began his professional career by hitting .333 (11-for-33) in nine games with GCL Yankees.
- Recorded his first hit in his professional debut on 8/20 at GCL Pirates and his first home run on 8/25 vs. GCL Phillies.

AWARDS & HONORS

FSL All-Star (Mid, 2012)

SAL All-Star (Mid, 2011)

CAREER BATTING STATS

YEAR	TEAM	LG	LVL	ORG	AVG	G	AB	R	H	2B	3B	HR	RBI	BB	IBB	SO	SB	CS	OBP	SLG	OPS	HBP	SAC	SF	GIDP
2009	GCL Yankees	GCL	R	NYY	.333	9	33	4	11	2	0	1	7	3	0	6	0	0	.405	.485	.890	1	0	0	1
2010	Charleston	SAL	A	NYY	.255	87	330	46	84	15	2	7	54	36	0	84	2	0	.327	.376	.703	2	1	0	8
2011	Charleston	SAL	A	NYY	.297	63	256	31	75	23	0	6	32	19	0	38	2	0	.343	.457	.800	0	0	0	7
2011	Tampa	FSL	A+	NYY	.259	23	85	8	22	6	0	1	14	2	0	9	0	0	.270	.365	.634	0	0	2	2
2012	Trenton	EAS	AA	NYY	.231	43	147	23	34	12	1	4	16	16	0	32	0	0	.306	.408	.714	2	0	5	1
2012	Tampa	FSL	A+	NYY	.257	67	265	39	68	14	1	5	28	26	0	41	4	3	.322	.374	.696	0	2	1	12
2013	NEW YORK	AL	MLB	NYY	.154	16	26	3	4	1	0	0	1	1	0	9	0	0	.185	.192	.377	0	0	0	0
2013	Trenton	EAS	AA	NYY	.268	49	183	24	49	0	0	6	25	24	0	32	0	0	.352	.421	.773	1	1	2	4
2013	Scranton/WB	INT	AAA	NYY	.270	59	230	26	62	19	0	6	21	23	0	41	1	0	.342	.430	.773	3	0	1	8
2014	NEW YORK	AL	MLB	NYY	.284	32	81	7	23	4	0	1	9	4	0	22	0	0	.318	.370	.688	0	0	0	0
2014	Scranton/WB	INT	AAA	NYY	.246	51	179	17	44	9	0	6	28	13	0	42	0	0	.292	.397	.689	0	1	3	3
2015	NEW YORK	AL	MLB	NYY	.277	67	155	21	43	9	1	3	14	12	0	43	0	0	.327	.406	.734	1	1	3	4
2016	MINNESOTA	AL	MLB	MIN	.146	26	82	4	12	3	0	1	3	5	0	19	0	0	.193	.220	.413	0	2	1	3
2016	Rochester	INT	AAA	MIN	.236	83	263	24	62	14	0	3	39	21	0	51	0	0	.288	.323	.609	0	0	0	3
2017	ARIZONA	NL	MLB	ARI	.143	5	7	0	1	0	0	0	1	0	0	1	0	0	.143	.286	.429	0	0	0	1
2017	Reno	PCL	AAA	ARI	.284	19	67	5	19	0	0	2	7	7	1	7	0	0	.351	.373	.724	0	1	0	1
2017	Rochester	INT	AAA	MIN	.222	59	194	21	43	9	0	4	27	22	0	36	0	0	.298	.330	.628	0	0	2	6
2018	ARIZONA	NL	MLB	ARI	.202	87	208	19	42	9	0	9	24	11	1	71	0	0	.244	.375	.619	1	2	1	1
2019	ARIZONA	NL	MLB	ARI	.177	25	62	9	11	3	0	4	7	6	0	28	0	0	.250	.419	.669	0	1	0	0
2019	ATLANTA	NL	MLB	ATL	.000	1	1	0	0	0	0	0	0	0	0	0	0	0	.000	.000	.000	0	0	0	0
2019	Reno	PCL	AAA	ARI	.250	36	124	26	31	7	0	9	26	12	1	34	0	0	.316	.524	.840	0	0	0	0
2019	Gwinnett	INT	AAA	ATL	.170	14	47	5	8	0	0	1	3	2	0	13	0	0	.220	.234	.454	1	0	0	2
2019	Major League Totals				.219	259	622	63	136	30	1	18	59	39	1	193	0	0	.265	.357	.622	2	6	5	9
2019	Triple-A Totals				.244	321	1104	124	269	58	0	31	151	100	3	224	0	1	.306	.380	.686	4	2	12	24
2019	Minor League Totals				.255	662	2403	309	613	140	4	61	327	226	4	448	11	9	.318	.393	.717	10	6	29	59



HECTOR NOESI

RHP

Born: 1/26/87 in Esperanza, D.R.
MLB Debut: 5/18/11 (NYY) at BAL
Height/Weight: 6-4/220
Twitter: @HJPNoesi

Opening Day Age: 33
ML Service: 3.144
Bats/Throws: R/R
Instagram: @noesi43

Acquired: Signed by PIT as a minor league free agent on 12/17/19
2020 Baseball America Ranking (PIT): N/A
2020 MLB Pipeline Ranking (PIT): N/A

Single-Game Bests/Misc.

Complete Games

4

Last - 8/4/14 vs. Texas (AL)

Shutouts

1

6/29/10 @ New Britain (AA)

Innings (Start)

9.0

6/13/10 vs. Binghamton (AA)

Innings (Relief)

6.0 (2x)

Last - 6/7/11 vs. Boston (AL)

Hits Allowed

12

8/28/12 @ Las Vegas (AAA)

Earned Runs Allowed

9

4/24/10 @ Lakeland (A+)

Home Runs Allowed

4 (2x)

Last - 5/21/13 vs. Nashville (AAA)

Strikeouts

13

4/29/10 vs. Duncedin (A+)

10+ Strikeout Games

6

Last - 4/25/19 @ Round Rock (AAA)

Walks

7

7/1/14 vs. Los Angeles (AL)

Winning Streak

4

Last - 6/29-7/24/19 (AAA)

Losing Streak

9

5/12-9/17/12 (AL)

PERSONAL

Hector Noesi (no-eh-SEE), wife's name is Yeldi and he has six children.

2019

- Began the season with Triple-A New Orleans and went 11-4 with a 3.82 ERA (53er/125.0ip) in 21 starts.
- Registered a 1.29 ERA (4er/28.0ip) and held opponents to a .192 batting average (19-for-99) in five April starts.
- Struck out a season-high 12 batters in 7.0 one-run innings on 4/25 at Round Rock but took the loss.
- Tossed a season-high 7.2 innings on 6/29 at Memphis.
- Went 7.0-or-more innings in three straight quality starts from 6/29-7/12 with 23 strikeouts (21.2ip).
- Had his contract selected by Miami on 8/6 and went 0-3 with an 8.46 ERA (26er/27.2ip) in 12 appearances (four starts).
- Made four straight starts from 8/6-23 and registered an 11.29 ERA (23er/18.1ip); had a 2.89 ERA (3er/9.1ip) as a reliever.
- Ranked among Pacific Coast League leaders in ERA (1st), WHIP (1st, 1.14), strikeouts (2nd, 133), average against (2nd, .240), and wins (7-2nd).

2018-2016

- Spent three seasons with Kia Tigers of the Korean Baseball Organization and went a combined 46-20 with a 3.79 ERA (245er/582.1ip) in 90 starts.
- Owned a 3.22 strikeout-to-walk ratio over his three seasons.

2015

- Began the season with Chicago (AL) and went 0-4 with a 6.89 ERA (25er/32.2ip) in 10 games (five starts).
- Outrighted to Triple-A Charlotte on 6/26; made his first appearance on 7/1 at Norfolk; compiled a 3.32 ERA (24er/65.0ip) in 11 games (10 starts).

2014

- Split the season between Seattle, Texas and Chicago (AL) and went a combined 8-12 with a 4.75 ERA (91er/172.1ip) in 33 games (27 starts).
- Tossed his fourth career complete game on 8/4 vs. Texas (7.0ip, 4h, 3r, 1er, 3bb, 6k).

TRANSACTIONS

- Signed by NYY as a non-drafted free agent on **Dec. 3, 2014**.
- Had his contract first selected by NYY on **Nov. 20, 2009**.
- Traded to SEA from NYY on **Jan. 23, 2012** with C Jesus Montero in exchange for RHP Michael Pineda and RHP Jose Campos.

2013

- Was named the Southern League Pitcher of the Week on 4/15 after tossing 11.0 scoreless innings with just five hits allowed in his first two starts with Double-A Jackson.

2012

- Lost a career-high nine straight decisions at the major league level to go 2-12 with a 5.82 ERA (69er/106.2ip) with Seattle.
- Also gave up a career-high 12 hits on 8/28 at Las Vegas (5.1ip, 6r, 6er, 1bb, 5k).

2011

- Listed as the Yankees' No. 7 prospect prior to the season by *Baseball America*.
- Earned the win in his major league debut on 5/18 at Baltimore after throwing 4.0 scoreless innings in extras; struck out J.J. Hardy and Mark Reynolds as the first batters he saw.

2010

- Ranked by *Baseball America* as New York (AL)'s No. 24 prospect before the start of the season.
- Tossed three complete games, the first for a career-high 9.0 innings on 6/13 vs. Binghamton (9h, 2r, 1er, 1bb, 6k).

2009

- Registered a career-low 2.92 ERA (38er/117.0ip) when throwing more than 10.0 innings.

2008

- Split the season between GCL Yankees and Short-Season A Staten Island and went 3-2 with a 3.33 ERA (18er/48.2ip) in 14 games (seven starts).

2007

- Spent the season with Single-A Charleston and went 1-1 with a 4.50 ERA (10er/20.0ip) in five starts.

2006

- Made five relief appearances for GCL Yankees and registered a 1.29 ERA (1er/7.0ip).


- Traded to TEX from SEA on **April 12, 2014** in exchange for PITBHL.
- Claimed off waivers by CWS from TEX on **Apr. 25, 2014**.
- Elected free agency on Oct. 5, 2015; Signed by MIA as a minor league free agent on **Jan. 22, 2019**.
- Elected free agency on Oct. 17, 2019; Signed by PIT as a minor league free agent on **Dec. 17, 2019**.

AWARDS & HONORS

SOU Pitcher of the Week (4/15/13) FSL All-Star (Mid, 2010) FSL Pitcher of the Week (4/19/10) SAL Pitcher of the Week (5/18/09)
 Futures Game Selection (2010) EAS Pitcher of the Week (6/7/10) SAL All-Star (Mid, 2009)

CAREER PITCHING STATS

YEAR	TEAM	LG	LVL	ORG	W-L	ERA	G-6S	CG	SHO	SV-SVO	IP	H	R	ER	HR	HB	BB-IBB	SO	WHIP	AVG	AB
2006	GCL Yankees	GCL	R	NYY	0-0	1.29	5-0	0	0	1-1	7.0	5	1	0	0	1	0	1	0.86	192	26
2007	Charleston	SAL	A	NYY	1-1	4.50	5-5	0	0	0-0	20.0	25	10	2	2	8	0-0	11	1.65	309	81
2008	GCL Yankees	GCL	R	NYY	2-1	3.65	9-2	0	0	0-1	24.2	23	11	10	2	1	1-0	24	1.05	253	91
2008	Staten Island	NYP	A-	NYY	1-1	3.00	5-5	0	0	0-0	24.0	20	12	8	5	1	7-0	31	1.13	227	88
2009	Charleston	SAL	A	NYY	3-4	2.38	17-11	0	0	0-0	75.2	62	24	20	3	0	11-0	78	0.96	218	284
2009	Tampa	FSL	A+	NYY	3-0	3.92	9-9	0	0	0-0	41.1	34	18	13	3	1	4-0	40	0.92	224	152
2010	Trenton	EAS	AA	NYY	8-4	3.10	17-16	2	1	0-0	98.2	90	37	34	7	2	18-1	86	0.90	243	371
2010	Scranton/WB	INT	AA	NYY	1-1	4.82	3-3	1	0	0-0	18.2	10	13	10	1	1	4-0	14	1.45	311	74
2010	Tampa	FSL	A+	NYY	5-2	2.72	8-8	0	0	0-0	43.0	35	14	13	3	2	6-0	53	0.95	212	165
2011	NEW YORK	AL	MLB	NYY	2-2	4.47	30-2	0	0	0-0	56.1	63	29	28	6	2	22-4	45	1.51	286	220
2011	Scranton/WB	INT	AA	NYY	1-1	3.28	6-5	0	0	0-0	24.2	28	11	9	0	2	9-0	17	1.50	280	100
2012	SEATTLE	AL	MLB	SEA	2-12	5.82	22-18	0	0	0-0	106.2	107	71	69	21	2	39-1	68	1.37	266	402
2012	Tacoma	PCL	AAA	SEA	2-6	5.74	11-11	0	0	0-0	64.1	80	46	41	7	2	22-0	55	1.59	303	264
2013	SEATTLE	AL	MLB	SEA	0-1	6.59	12-1	0	0	0-0	27.1	42	21	20	3	1	12-4	21	1.98	353	119
2013	Jackson	SOU	AA	SEA	0-0	0.00	2-2	0	0	0-0	11.0	5	0	0	0	0	2-0	12	0.73	135	37
2013	Tacoma	PCL	AAA	SEA	3-3	5.83	15-11	0	0	0-1	66.1	80	45	43	12	1	14-0	49	1.42	291	275
2014	SEATTLE	AL	MLB	SEA	0-1	27.00	2-0	0	0	0-0	1.0	2	3	3	1	0	0-0	2	2.00	400	5
2014	TEXAS	AL	MLB	TEX	0-0	11.81	3-0	0	0	0-0	5.1	11	7	7	0	0	0-0	4	2.44	423	26
2014	CHICAGO	AL	MLB	CWS	8-11	4.39	28-27	1	0	0-0	166.0	167	88	81	27	2	54-1	117	1.33	264	633
2014	CHICAGO	AL	MLB	CWS	0-4	6.89	10-5	0	0	0-0	32.2	41	26	25	7	1	17-1	22	1.78	301	136
2015	Charlotte	INT	AAA	CWS	4-4	3.32	10-10	0	0	0-0	65.0	46	25	24	7	0	16-0	56	0.95	201	229
2016	Kia	KBO	FGN	--	15-5	3.40	31-31	3	1	0-0	206.2	211	88	78	7	6	51-0	139	1.27	--	--
2017	Kia	KBO	FGN	--	20-5	3.48	30-30	1	0	0-0	201.2	221	83	78	21	0	45-1	149	1.32	--	--
2018	Kia	KBO	FGN	--	11-10	4.60	29-29	1	0	0-0	174.0	209	102	89	25	4	36-2	137	1.41	--	--
2018	MIAMI	NL	MLB	MIA	0-3	8.46	12-4	0	0	0-0	27.2	30	26	26	7	1	14-0	24	1.59	280	107
2019	New Orleans	PCL	AAA	MIA	13-4	6.30	6-6	0	0	0-0	125.0	112	54	53	27	5	30-0	133	1.14	240	466
	Triple-A Totals				22-19	5.51	119-57	1	0	0-0	423.0	463	271	259	72	9	160-11	303	1.47	281	1648
	Minor League Totals				46-32	4.45	67-61	1	0	1-1	364.0	369	191	180	54	11	95-0	324	1.27	262	1408
											709.1	668	318	294	79	19	156-2	670	1.16	247	2703



JARED OLIVA

OF

Born: 11/27/95 in Saugus, Calif.
MLB Debut: N/A
Height/Weight: 6-2/195
Twitter: @Jared_Oliva41

Opening Day Age: 24
ML Service: 0.000
Bats/Throws: R/R
Instagram: @jared_oliva

Acquired: Selected by PIT in 7th round (208th overall) of the 2017 First-Year Player Draft
2020 Baseball America Ranking (PIT/Tools): No. 18 / Best Defensive Outfielder
2020 MLB Pipeline Ranking (PIT): No. 9

Single-Game Bests/Misc.

Hits
 4
 5/24/18 vs. Jupiter (A+)

Home Runs
 1 (15x)
 Last - 7/14/19 @ Erie (AA)

RBI
 5
 7/13/19 @ Erie (AA)

Runs
 4
 7/25/17 vs. Batavia (A-)

Stolen Bases
 2 (12x)
 Last - 7/7/19 vs. Erie (AA)

Walks
 3
 7/5/18 @ St. Lucie (A+)

Hit Streak
 10
 7/13-22/19 (AA)

Grand Slams
 1
 6/22/18 vs. Fort Myers (A+)

Multi-homer Games
 N/A

PERSONAL

- Jared Cole Oliva.
- 2013 graduate of Valencia (Santa Clarita, Calif.) High School and lettered twice with the varsity baseball team; was teammates with Milwaukee INF Keston Hiura.
- Attended University of Arizona (Tucson) and hit .321 (78-for-243) with 25 doubles, four home runs and 54 RBI in 59 games as a redshirt junior in 2017.
- Started all 59 games for the University of Arizona in 2017 and was named to American Baseball Coaches Association All-West Region First-Team.
- Was college teammates with Kevin Kramer and Philadelphia INF Scott Kingery.
- His father, David, played in Boston's minor league system from 1982-86.
- His uncle, Steve, played in the Atlanta organization from 1974-78.
- His brother, Nicholas, played defensive end at New Mexico State University.

TRANSACTIONS

- Selected by PIT (7th round, 208th overall) in the 2017 First-Year Player Draft.

2019

- Ranked by *Baseball America* as Pittsburgh's No. 19 prospect prior to the season.
- Was the Curve's Opening Day leadoff hitter and center fielder but exited the game in the bottom of the first inning after suffering a concussion on a diving catch; placed on the 7-day IL on 4/5 and reinstated on 4/15.
- Played the entire season with Double-A Altoona, hitting .277 (124-for-447) with six homers, six triples and 42 RBI.
- Hit a season-low .176 (15-for-85) in May before turning it around in June by hitting .296 (29-for-98) with 12 XBH, 12 RBI and 11 walks.
- Had a six-game hit streak from 6/3-8, going 7-for-23 with two home runs and three RBI.
- Had four consecutive multi-hit games from 7/2-5, good for a .625 average (10-for-16) with a double and two RBI.
- Drove in a career-high five runs on 7/13 at Erie.
- Hit safely in a career-high 10 straight games from 7/13-22, hitting .415 (17-for-41) with two doubles, two triples, one home run and 10 RBI.
- Named to the Eastern League postseason All-Star team after hitting .301 (58-for-193) after the break with 20 RBI, nine doubles, five triples and one homer.
- Batted third in 62 games with a .352 average (80-for-227), 28 RBI, 16 doubles, five triples and two homers.
- Named an MiLB.com Organization All-Star for the second straight season.
- Swiped a career-high 36 bases on the season to lead Pirates minor leaguers.
- Also ranked among Pirates minor leaguers in hits (2nd), triples (2nd), caught stealing (T-4th, 10), runs (5th, 70), batting average (7th) and total bases (9th, 178).
- Played for Peoria in Arizona Fall League and hit .312 (29-for-93) with 11 doubles, two triples and 10 RBI in 26 games.

2018

- Spent the entire season with High-A Bradenton, hitting .275 (109-for-396) with a career-high nine home runs and 47 RBI.
- Started the season with a five-game hitting streak, going 5-for-21 with two XBHs.
- Hit first professional home run on 5/4 at Charlotte.
- Had a seven-game hit streak from 5/8-16, notching four consecutive multi-hit games and a .429 average (12-for-28).
- Nabbed a career-high four hits in five at-bats vs. Jupiter on 5/24, recording one home run and three RBI.
- Hit .323 (30-for-93) in the month of June with four home runs, 15 RBI and 10 stolen bases.
- Hit first career grand slam on 6/22 vs. Fort Myers.
- Named an MiLB.com Organization All-Star following the season.
- Hit .429 (12-for-28) against Florida with two homers, five RBI, three walks, and a 1.200 OPS.
- Ranked among Pirates minor leaguers in runs (2nd, 75), stolen bases (3rd, 33), caught stealing (T-7th, eight), XBH (8th, 37), doubles (10th, 24) and total bases (10th, 168).
- Led Florida State League in runs scored and was second in stolen bases.

2017

- Played the entire season with Short-Season A West Virginia, batting .266 (59-for-222) with 10 doubles, seven triples and 17 RBI.
- Made his professional debut on 6/24 at Batavia; hit a double the next day for his first professional hit.
- Had a nine-game hitting streak from 7/17-29, hitting .386 (17-for-44) with two doubles, three triples and six RBI.
- Recorded four consecutive multi-hit games in a seven-game hitting streak from 8/13-22.
- Tied for the New York-Penn League lead with seven triples.
- Also ranked among league leaders in stolen bases (T-6th, 15).

AWARDS & HONORS


AFL Rising Stars (2019)

MiLB.com Organization All-Star (2019, 2018)

EAS All-Star (Post, 2019)

CAREER BATTING STATS

YEAR	TEAM	LG	LVL	ORG	AVG	G	A	R	H	2B	3B	HR	RBI	BB	IBB	SO	SB	CS	OBP	SLG	OPS	HBP	SAC	SF	GIDP
2017	WV Black Bears	NYP	A-	PIT	.266	56	222	30	59	10	7	0	17	17	2	57	15	4	.327	.374	.700	4	9	2	2
2018	Bradenton	FSL	A+	PIT	.275	108	396	75	109	24	4	9	47	40	1	91	33	8	.354	.424	.778	11	2	5	4
2019	Altoona	EAS	AA	PIT	.277	123	447	70	124	24	6	6	42	42	0	104	36	10	.352	.398	.750	11	4	3	2
	Minor League Totals				.274	287	1065	175	292	58	17	15	106	99	3	252	84	22	.348	.403	.750	26	15	10	8



HUNTER OWEN

UTIL

Born: 9/22/93 in Evansville, Ind.
MLB Debut: N/A
Height/Weight: 5-11/190
Twitter: @Hunter_Owen11

Opening Day Age: 26
ML Service: 0.000
Bats/Throws: R/R
Instagram: @howen11

Acquired: Selected by PIT in 25th round (765th overall) of the 2016 First-Year Player Draft
2020 Baseball America Ranking (PIT): N/A
2020 MLB Pipeline Ranking (PIT): N/A

Single-Game Bests/Misc.

Hits
 4 (2x)
 Last - 6/2/18 vs. Charlotte (A+)

Home Runs
 2
 5/27/18 vs. Jupiter (A+)

RBI
 5 (3x)
 Last - 4/5/19 @ Akron (AA)

Runs
 3 (8x)
 Last - 6/3/19 @ Erie (AA)

Stolen Bases
 2 (2x)
 Last - 8/28/18 @ Fort Myers (A+)

Walks
 2 (9x)
 Last - 8/1/19 @ Toledo (AAA)

Hit Streak
 9
 7/15-24/16 (A-)

Grand Slams
 3
 Last - 4/5/19 @ Akron (AA)

Multi-homer Games
 1
 5/27/18 vs. Jupiter (A+)

PERSONAL

- Stephen Hunter Owen.
- Hit .350 (79-for-226) in 56 games during his redshirt senior season at Indiana State (Terre Haute) University in 2016.
- Led the team with a .344 average (33-for-96) while playing in 31 games in 2015 as a redshirt junior.
- Was a two-sport athlete at Mater Dei (Evansville, Ind.) High School and lettered in football and baseball.

TRANSACTIONS

- Selected by PIT (25th round, 765th overall) in the 2016 First-Year Player Draft.

2019

- Split the season between Double-A Altoona and Indianapolis, and hit a combined .261 (93-for-357) with a career-high 19 home runs in 110 games.
- Started with Altoona and hit his third career grand slam in the second game of the season on 4/5 at Akron and drove in a career-high tying five runs.
- Hit .313 (26-for-83) in April with seven home runs and 20 RBI.
- Had his first of two seven-game hitting streaks from 4/7-13 with three doubles, two home runs and seven RBI.
- Named the Eastern League Player of the Week on 4/29 after hitting .417 (10-for-24), with three doubles, a triple, three home runs and five straight multi-hit games.
- Hit safely in seven consecutive games again from 5/31-6/7 with seven RBI and five extra-base hits.
- Led the Eastern League with a .295 average, 70 hits, 15 home runs, a .565 slugging percentage, 134 total bases and 45 runs scored at the time of his promotion to Indianapolis on 6/20.
- Recorded his first Triple-A hit in his debut on 6/21 at Pawtucket.
- Was hit in the left hand with a pitch in his Victory Field debut on 6/24 and was placed on the injured list; activated on 7/16.
- Clubbed his first Triple-A homer, a two-run shot, on 7/18 vs. Syracuse.
- Struggled down the stretch, hitting just .150 (12-for-80) through his final 30 games with 34 strikeouts.
- Finished the season as Altoona's home run leader despite not appearing in Double-A from July-Sept.; also ranked third on the team in RBI (44) and tied for seventh in hits.
- Hit .476 (30-for-63) with Altoona when ahead in the count, but hit just .227 (5-for-22) in that situation with Indianapolis.
- Tied for fourth among Pirates farmhands in home runs and ranked ninth in XBH (40).

2018

- Spent the entire season with High-A Bradenton, playing in a career-high 111 games.
- Hit .262 (105-for-401) for Bradenton with a career-best 42 XBH, which ranked fourth among Pirates farmhands.
- Hit two home runs in four at-bats vs. Jupiter on 5/27 for his first career multi-homer game.
- Struggled in May with a .203 batting average (14-for-69) before turning it around and hitting .375 (27-for-72) in June.
- Went 4-for-5 on 6/2 vs. Charlotte with a double, home run and two RBI in the second four-hit game of his career.
- Recorded four straight multi-hit games from 6/21-26 with three doubles and a triple.
- Made his first career start at catcher on 6/22 vs. Fort Myers and played all nine innings with three passed balls.
- Recorded three starts behind the plate and compiled 25 innings without an error in 24 chances.

- Hit the first grand slam of his career on 7/5 at St. Lucie with a career-high tying five RBI; hit another grand slam on 7/13 at Daytona.
- Had 17 RBI in 11 games from 7/1-13.
- Named the Florida State League Player of the Week on 8/27 after hitting .476 (10-for-21) with two doubles, four home runs and four multi-hit games the week prior.
- Swiped a career-high tying two bases on 8/28 at Fort Myers.
- Ended the season within the top 10 of five offensive categories in the Florida State League: slugging percentage (3rd, .464), XBH (4th), home runs (1-4th, 18), total bases (5th, 186) and RBI (9th, 60).

2017

- Spent most of the season with Single-A West Virginia as a third baseman, where he hit .292 (85-for-291) with 11 home runs and 45 RBI.
- Hit above .300 in every month of the season but May, where he registered a .243 (18-for-74) batting average.
- Hit safely in six consecutive games from 5/5-15 with a .381 average (8-for-21), two doubles, triple, home run and five RBI.
- Hit .326 (14-for-43) in July with an eight-game hitting streak before landing on the disabled list on 7/18.
- Rehabbed with GCL Pirates for three games and drove in three runs on three XBH.
- Appeared in three rehab games with Short-Season A West Virginia where he went 1-for-12.
- Ended the season on a three-game hitting streak with the Power after being activated from the DL on 9/1.

2016

- Spent the season with Short-Season A West Virginia, batting .257 (48-for-187) with 17 XBH in 52 games.
- Went 2-for-4 with an RBI in his professional debut on 6/20 vs. Batavia.
- Hit his first career home run, a two-run shot, the next day.
- Started the season by hitting safely in his first three games, going 6-for-12 with two multi-RBI games.
- Was named a New York-Penn League midseason All-Star after hitting .272 (37-for-136) with eight doubles, two triples and five home runs before the break.
- Was named the New-York Penn League Player of the Week after tabbing a career-high nine-game hitting streak from 7/15-24 with a .395 batting average (15-for-38), four home runs and 13 RBI.
- Tied for ninth among Pirates minor leaguers with a .412 slugging percentage.

AWARDS & HONORS

EAS Player of the Week (4/29/19)


FSL Player of the Week (8/27/18)

NYP All-Star (Mid, 2016)

NYP Player of the Week (7/25/16)

CAREER BATTING STATS

YEAR	TEAM	LG	LVL	ORG	AVG	G	AB	R	H	2B	3B	HR	RBI	BB	IBB	SO	SB	CS	OBP	SLG	OPS	HBP	SAC	SF	GDP
2016	WV Black Bears	NYP	A-	PIT	.257	52	187	31	48	10	2	5	34	11	0	49	4	1	.313	.412	.724	6	3	4	7
2017	WV Power	SAL	A	PIT	.293	83	291	49	85	21	4	11	45	24	1	68	2	2	.388	.506	.893	24	0	4	9
2017	GCL Pirates	GCL	R	PIT	.300	3	10	4	3	2	0	1	3	1	0	0	0	0	.364	.800	1.164	0	0	0	0
2017	WV Black Bears	NYP	A-	PIT	.083	3	12	1	1	0	0	1	2	0	0	6	0	0	.214	.333	.548	0	0	0	0
2018	Bradenton	FSL	A+	PIT	.262	111	401	53	105	21	3	18	60	19	0	114	4	1	.317	.464	.781	14	5	1	11
2019	Altoona	EAS	AA	PIT	.295	68	237	45	70	15	2	15	44	17	1	75	1	3	.369	.565	.935	12	0	2	1
2019	Indianapolis	INT	AAA	PIT	.192	42	120	12	23	4	0	4	9	10	0	45	0	0	.297	.325	.622	8	0	0	1
	Triple-A Totals				.192	42	120	12	23	4	0	4	9	10	0	45	0	0	.297	.325	.622	8	0	0	1
	Minor League Totals				.266	362	1258	195	335	73	11	55	196	84	2	357	12	7	.341	.473	.814	64	8	11	29



JOHN O'REILLY

RHP

Born: 10/4/95 in Westwood, N.J.
MLB Debut: N/A
Height/Weight: 6-5/195
Twitter: @johnoreilly414

Opening Day Age: 24
ML Service: 0.000
Bats/Throws: R/R
Instagram: @joreilly.35

Acquired: Signed by PIT as a non-drafted free agent on 6/27/18
2020 Baseball America Ranking (PIT): N/A
2020 MLB Pipeline Ranking (PIT): N/A

Single-Game Bests/Misc.

Complete Games

N/A

Shutouts

N/A

Innings (Start)

N/A

Innings (Relief)

3.0 (6x)

Last - 8/11/19 (2) vs. Dunedin (A+)

Hits Allowed

6

5/26/19 @ Hickory (A)

Earned Runs Allowed

4 (2x)

Last - 8/23/18 @ Kingsport (R+)

Home Runs Allowed

1 (9x)

Last - 6/24/19 vs. West Virginia (A+)

Strikeouts

5

7/28/18 @ Elizabethton (R+)

10+ Strikeout Games

N/A

Walks

4

8/2/18 (2) vs. Bluefield (R+)

Winning Streak

1 (4x)

Last - 8/6/19 @ Charlotte (A+)

Losing Streak

2

6/3-7/3/19 (A)

PERSONAL

- John James O'Reilly.
- Attended Rutgers (Piscataway, N.J.) University.

TRANSACTIONS

- Signed by PIT as non-drafted free agent on June 27, 2018.

2019

- Pitched for Single-A Greensboro, High-A Bradenton and Double-A Altoona and went 2-2 with five saves and a 1.46 ERA (8er/49.1ip) in 30 games.
- Made his season debut on 5/5 with Greensboro and did not allow an earned run in his first seven appearances (9.1ip).
- Surrendered four home runs in his first 14 games (21.1ip) and none in his final 16 (28.0ip).
- Went 1-2 with three saves and a 2.15 ERA (7er/29.1ip) in 20 games for Greensboro before being promoted to Bradenton on 7/17.
- Gave up only three runs (one earned) in 19.0 innings with Bradenton (nine games).
- Tossed 1.0 scoreless inning in relief on 9/2 at Harrisburg.
- Ended the season on a 10.2-inning scoreless streak between Bradenton and Altoona.

2018

- Made two appearances with GCL Pirates and allowed three runs in 2.0 innings before being promoted to Rookie-Advanced Bristol.
- Took the loss in his professional debut on 7/5 at GCL Yankees West after giving up two earned runs on three hits in 1.0 inning.
- Went 2-1 and had a 5.33 ERA (15er/25.1ip) in 12 relief appearances with Bristol.
- Recorded his first career strikeout in a scoreless 2.0-inning performance on 7/12 at Pulaski.
- Struck out a career-high five batters in 3.0 scoreless innings at Elizabethton on 7/28.
- Recorded his first career save on 8/17 at Burlington with 2.2 hitless innings.
- Had a 9.00 ERA (10er/10.0ip) in five home games with Bristol vs. a 2.93 ERA (5er/15.1ip) in seven appearances on the road.

AWARDS & HONORS

N/A

CAREER PITCHING STATS

YEAR	TEAM	LG	LVL	ORG	W-L	ERA	G-6S	CG	SHO	SV-SVO	IP	H	R	ER	HR	HB	BB-IBB	SO	WHIP	AVG	AB
2018	Bristol	APP	R+	PIT	2-1	5.33	12-0	0	0	1-3	25.1	22	17	15	5	1	12-2	21	1.34	.242	91
2018	GCL Pirates	GCL	R	PIT	0-1	13.50	2-0	0	0	0-0	2.0	5	3	3	0	2	0-0	0	2.50	.625	8
2019	Altoona	EAS	AA	PIT	0-0	0.00	1-0	0	0	0-0	1.0	1	0	0	0	0	0-0	1	1.00	.333	3
2019	Greensboro	SAL	A	PIT	1-2	2.15	20-0	0	0	3-3	29.1	35	16	7	4	3	10-0	17	1.53	.297	118
2019	Bradenton	FSL	A+	PIT	1-0	0.47	9-0	0	0	2-2	19.0	15	3	1	0	0	5-0	13	1.05	.208	72
2019	Minor League Totals				4-4	3.05	44-0	0	0	6-6	76.2	78	39	26	9	6	27-2	52	1.37	.267	292



CODY PONCE

RHP

Born: 4/25/94 in Pomona, Calif.

MLB Debut: N/A

Height/Weight: 6-6/255

Twitter: @Cody_Ponce48

Opening Day Age: 25

ML Service: N/A

Bats/Throws: R/R

Instagram: @cody_ponce

Acquired: Trade (MIL) on 7/29/19 in exchange for RHP Jordan Lyles

2020 Baseball America Ranking (PIT): N/A

2020 MLB Pipeline Ranking (PIT): N/A

Single-Game Bests/Misc.

Complete Games

1
5/24/17 (1) @ Down East (A+)

Shutouts

N/A

Innings (Start)

8.0
5/13/17 vs. Winston-Salem (A+)

Innings (Relief)

4.1
7/11/18 vs. Jackson (AA)

Hits Allowed

10 (2x)
Last - 6/4/17 vs. Winston-Salem (A+)

Earned Runs Allowed

8
5/8/18 @ Montgomery (AA)

Home Runs Allowed

3
8/16/19 (2) @ Lehigh Valley (AAA)

Strikeouts

12
7/9/16 @ Bradenton (A+)

10+ Strikeout Games

1
7/9/16 @ Bradenton (A+)

Walks

4
8/31/19 vs. Columbus (AAA)

Winning Streak

4
6/9-7/20/18 (AA)

Losing Streak

6
7/26-9/1/16 (A+)

PERSONAL

- Cody Joseph Ponce.
- 2012 graduate from Damien (La Verne, Calif.) High School.
- Played three seasons at Cal Poly Pomona, where he earned All-California Athletic Association honors each season from 2013-2015.
- Earned NCAA second-team All-West Region honors from the ABCA/Rawlings as a freshman.
- Played for the Brewster Whitecaps in the Cape Cod League following his sophomore season.
- Was college teammates with Christian Kelley.

TRANSACTIONS

- Selected by MIL (2nd round, 55th overall) in the 2015 First-Year Player Draft.
- Traded to PIT from MIL on **July 29, 2019** in exchange for RHP Jordan Lyles.
- Had his contract first selected by PIT on **Nov. 20, 2019**.

2019

- Ranked as Milwaukee's No. 26 prospect by *Baseball America* prior to the season.
- Played with three teams in two organizations during the season, compiling a 4.14 ERA (29er/63.0ip) and 70 strikeouts.
- Began the season in Extended Spring Training and joined Double-A Biloxi on 5/4, making 27 appearances out of the bullpen with a 1-3 record, one save and a 3.29 ERA (14er/38.1ip).
- Didn't allow more than one earned run in an appearance through his first 21 games, good for a 1.74 ERA (6er/31.0ip).
- Allowed eight earned runs in his final 7.1 innings with Biloxi before being traded to Pittsburgh from Milwaukee on 7/29 in exchange for RHP Jordan Lyles.
- Made his first start of the season with Double-A Altoona on 8/10; was transferred to Indianapolis on 8/11.
- Took the loss in his first start with the Tribe on 8/16, giving up six runs (four earned) on seven hits in 4.0 innings pitched.
- Bounced back for the win in his second start for Indy by tossing 5.0 two-hit innings with eight strikeouts.
- Issued a career-high four walks vs. Columbus on 8/31 and took the loss (5.2ip, 5H, 5er).
- Played for Peoria in Arizona Fall League, where he had a 2-1 record in five starts, a 2.35 ERA (6er/23.0ip), three walks and 27 strikeouts.

2018

- Ranked as Milwaukee's No. 18 prospect by *Baseball America* prior to the season.
- Went 7-6 in 29 appearances (11 starts) for Biloxi with 88 strikeouts.
- Placed on the 7-day disabled list on 4/26; reinstated on 5/8.
- Struggled in his first four starts to begin the season, registering a 7.32 ERA (16er/19.2ip) and 10 walks with a 1-2 record.
- Tagged for a career-high eight earned runs at Montgomery on 5/8 in 3.1 innings.
- Went from having a 5.95 ERA (13er/19.2ip) in June to a 2.25 ERA (4er/16.0ip) in July.
- Improved after the break and registered a 3.38 ERA (15er/40.0ip) after having a 5.07 ERA (31er/55.0ip) in the first half of the season.
- Finished the season on a 6.2-inning scoreless streak in four games.

2017

- Ranked as Milwaukee's No. 16 prospect by *Baseball America* ahead of the season.
- Spent the majority of the season with High-A Carolina, where he pitched 120.0 innings; his 137.2 total innings on the season marked a career high.
- Tossed the only complete game of his career on 5/24 (1) at Down East (7ip, 7h, 2er, 3k).
- Allowed a career-high tying 10 hits in 4.0 innings on 6/4 vs. Winston-Salem.
- Won three straight decisions from 5/13-24, throwing 7.0-or-more innings in each.
- Promoted to Biloxi on 8/22 and made three starts with a 2-1 record and 1.53 ERA (3er/17.2ip).
- Recorded the win in his Double-A debut with Biloxi on 8/25 vs. Mobile, going 6.1 two-hit innings with two walks and three strikeouts.
- Ranked among Brewers farmhands in games started (3rd, 25), complete games (1-3rd, 1), innings pitched (6th); his combined 3.14 ERA (48er/137.2ip) also ranks in the top 10.

2016

- Ranked as Milwaukee's No. 9 prospect by *Baseball America* ahead of the season.
- Began the season on the disabled list and didn't take the mound until 6/8; tossed two one-hit innings in his season debut.
- Spent the remainder of the season with High-A Brevard County, where he made 17 starts and compiled a 5.25 ERA (42er/72.0ip) with 69 strikeouts.
- Named Florida State League Pitcher of the Week on 7/11 after striking out a career-high 12 batters in 6.0 three-hit innings in his 7/9 start at Bradenton.
- Lost a career-high six straight decisions from 7/26-9/1 with an 8.00 ERA (32er/36.0ip); opponents hit .323 (52-for-161) during that stretch.

2015

- Began the season with Rookie-Advanced Helena, where he made two starts and registered a 3.60 ERA (2er/5.0ip) with four strikeouts.
- Tossed two scoreless innings in his professional debut on 6/26 at Great Falls.
- Transferred to Single-A Wisconsin on 7/2 for the rest of the season; went 2-1 with a 2.15 ERA (11er/46.0ip).
- Recorded a save in his first professional relief appearance on 7/10 at Beloit.
- Earned his first career win on 7/28 vs. Peoria (5ip, 4h, 0R, 2bb, 2k).


AWARDS & HONORS

CAR All-Star (Mid, 2017)

FSL Pitcher of the Week (7/11/16)

CAREER PITCHING STATS

YEAR	TEAM	LG	LVL	ORG	W-L	ERA	G-6S	CG	SHO	SV-SVO	IP	H	R	ER	HR	HB	BB-IBB	SO	WHIP	AVG	AB
2015	Wisconsin	MID	A	MIL	2-1	2.15	12-7	0	0	3-3	46.0	43	15	11	1	1	9-0	36	1.13	.246	175
2015	Helena	PLO	R+	MIL	0-0	3.60	2-2	0	0	0-0	5.0	4	2	2	0	0	0-0	4	0.80	.222	18
2016	Brevard County	FSL	A+	MIL	2-8	5.25	17-17	0	0	0-0	72.0	84	52	42	6	2	17-0	69	1.40	.285	295
2017	Biloxi	SOU	AA	MIL	2-1	1.53	3-3	0	0	0-0	17.2	10	4	3	0	0	5-0	9	0.85	.175	57
2017	Carolina	CAR	A+	MIL	8-8	3.38	22-22	1	0	0-0	120.0	130	64	45	14	6	25-0	94	1.29	.274	474
2018	Biloxi	SOU	AA	MIL	7-6	4.36	29-11	0	0	0-1	95.0	88	54	46	10	11	34-2	88	1.28	.244	360
2019	Biloxi	SOU	AA	MIL	1-3	3.29	27-10	0	0	1-3	38.1	33	17	14	1	4	12-0	44	1.17	.236	140
2019	Altoona	EAS	AA	PIT	0-0	6.00	3-1	0	0	1-1	6.0	3	4	4	1	1	1-0	6	0.67	.143	21
2019	Indianapolis	INT	AAA	PIT	1-3	5.30	4-4	0	0	0-0	18.2	18	14	11	4	0	7-0	20	1.34	.250	72
2019	Triple-A Totals				1-3	5.30	4-4	0	0	0-0	18.2	18	14	11	4	0	7-0	20	1.34	.250	72
	Minor League Totals				23-30	3.83	119-67	1	0	5-8	418.2	413	226	178	37	25	110-2	370	1.25	.256	1612



PABLO REYES

Born: 9/5/93 in Santo Domingo, D.R.
MLB Debut: 9/2/18 (PIT) @ ATL
Height/Weight: 5-8/175
Twitter: @preyes087

Opening Day Age: 26
ML Service: 0.127
Bats/Throws: R/R
Instagram: @pabloreyes15

Acquired: Signed as a non-drafted free agent on 4/5/12
2020 Baseball America Ranking (PIT): N/A
2020 MLB Pipeline Ranking (PIT): N/A

UTIL

Single-Game Bests/Misc.

Hits
 4 (7x)
 Last - 8/3/18 @ Toledo (AAA)

Home Runs
 2 (2x)
 Last - 7/13/19 @ Columbus (AAA)

RBI
 4 (4x)
 Last - 7/13/19 @ Columbus (AAA)

Runs
 4
 8/3/18 @ Toledo (AAA)

Stolen Bases
 5
 6/14/13 @ DSL Yankees 2 (R)

Walks
 4
 6/25/14 vs. Johnson City (R+)

Hit Streak
 11 (2x)
 Last - 5/9-23/17 (AA)

Grand Slams
 N/A

Multi-homer Games
 2
 Last - 7/13/19 @ Columbus (AAA)

PERSONAL

- Pablo Israel Reyes, wife's name is Annie.
- His younger brother Samuel, a pitcher, signed with the Pirates as a non-drafted free agent on July 2, 2016.

TRANSACTIONS

- Signed with PIT as a non-drafted free agent on April 5, 2012.
- Had his contract first selected by PIT on Sept. 1, 2018.

AWARDS & HONORS

Indianapolis Hustle & Grit Award (2018)
 MiLB.com Organization All-Star (2017)

2019

- Entered the season ranked as Pittsburgh's No. 23 prospect by *Baseball America* and No. 18 by MLB Pipeline.
- Began the season with Pittsburgh and hit .128 (5-for-39) through 5/3 before being optioned to Indianapolis.
- Went on a seven-game hitting streak from 6/5-11 with a .400 average (10-for-25) and three multi-hit contests.
- Was placed on the 7-day injured list with a left hamstring strain on 6/13; went 3-for-4 in his first of three rehab appearances with Short-Season A West Virginia.
- Reinstated from the IL on 7/4 and hit .333 (22-for-66) in the month of July for Indy.
- Hit .304 (31-for-102) on the road in the International League with eight doubles and eight home runs.
- Recalled by Pittsburgh on 8/2 and hit .231 (24-for-104) through the end of the season with 11 extra-base hits and a pair of three-hit games.
- Did not commit an error for Pittsburgh in 256.1 innings between shortstop and all three outfield positions.

2018

- Opened the season with Double-A Altoona and was transferred to Indy on 4/20; led the Triple-A club with four triples.
- Hit over .300 in a month two times with the Tribe, batting .341 (29-for-85) in 26 May games and .318 (27-for-85) with nine XBH and 12 RBI in 28 July contests.
- Had a pair of four-hit games, the first on 7/19 at Gwinnett (4-for-5, 1 3B, 2 RBI, 3 R) and the second on 8/3 at Toledo (4-for-5, 1 HR, 1 3B, 2 RBI, 4 R, 1 SB).
- Was named Indy's Hustle & Grit Award winner after making starts at second (9), third (25), shortstop (9), left field (37), center field (15) and designated hitter (7).
- Had his contract selected by the Pirates on 9/1 and made his MLB debut on 9/2 at Atlanta; hit .293 (17-for-58) with three homers and seven RBI in 18 games with Pittsburgh.
- Recorded his first MLB hit on 9/4 vs. Cincinnati, an infield single off LHP Cody Reed.
- Hit his first major league homer on 9/14 at Milwaukee, a solo shot off LHP Gio Gonzalez.
- Tallied four straight two-hit games with Pittsburgh from 9/12-18 (.571 average, 8-for-14).
- Homered in back-to-back games on 9/24 and 9/25 at Chicago (NL).

2017

- Spent all season with Altoona and hit .274 (115-for-420) with 62 runs, 34 XBH and 21 stolen bases.
- Posted a .988 combined fielding percentage between second base, shortstop and center field, committing just six errors all season in 508 total chances.
- Recorded a hit in 17 of his 22 games played in May, getting a hit in a season- and career-high tying 11 straight games from 5/9-23.

- Led Altoona in five offensive categories: at-bats, runs scored, hits, walks (51) and stolen bases.
- Ranked fifth among Pirates farmhands in stolen bases.
- Compiled 10 games with multiple walks, the most in a season in his career.
- Went 4-for-19 in the postseason with a homer, four runs scored and four walks in Altoona's run to an Eastern League Championship.

2016

- Spent the whole season with High-A Bradenton, hitting .265 (81-for-306) with 45 RBI and 37 walks in 89 games.
- Hit three doubles in a game the only time in his career on 4/23 at St. Lucie (3-for-5, 3 RBI).
- Hit .410 (25-for-61) in August with six XBH, 10 RBI and eight walks.
- Made five starts (four in CF, one at SS) for Bradenton in the postseason, contributing six hits (two doubles) and four runs to a Florida State League Championship.

2015

- Played in 108 games for Single-A West Virginia, batting .268 (104-for-388) with a career-high 39 XBH.
- Finished the season as the only player in the South Atlantic League to record at least 100 hits, 20 doubles, 10 home runs and 20 stolen bases.
- Batted .304 (52-for-171) with six homers and 34 RBI in the second half of the season.
- Appeared in 103 games at second, racking up 436 assists and putouts that ranked second on the team.
- Posted the best slugging percentage (.438) of his career (24 2B, 3 3B, 12 HR).

2014

- Spent the entire season with Rookie-Advanced Bristol and hit .272 (49-for-180) in 46 games.
- Put together the best on-base percentage in any single month in his career in August (.538), contributing to a 1.158 OPS for the month.
- Hit better against right-handed pitching (.295 [38-for-129], 21 R, 9 XBH, 8 RBI, 20 BB) than left-handed pitching (.216 [11-for-51], 9 R, 3 XBH, 8 RBI, 5 BB).

2013

- Spent the season with the DSL Pirates 1 and put together the best overall slash line of his career (.304/.376/.429).
- Notched nine multi-hit performances in 21 June games, including a season-high four-hit game on 6/27 at DSL Yankees.
- Stole a career-high five bases on 6/14 at DSL Yankees 2.

2012

- Split the season between both DSL Pirates teams, Pirates 1 and Pirates 2, and batted .284 (52-for-183).
- Posted the only groundout-to-flyout ratio above 1.00 (1.03) in his career in his first professional season.
- Opened the season with a three-game hit streak capped the streak with a 4-for-4 performance vs. DSL Mets (3 R, 1 2B, 1 RBI, 1 SB).

CAREER BATTING STATS

YEAR	TEAM	LG	LVL	ORG	AVG	G	AB	R	H	2B	3B	HR	RBI	BB	IBB	SO	SB	CS	OBP	SLG	OPS	HBP	SAC	SF	GIDP
2012	DSL Pirates 2	DSL	R	PIT	.293	42	123	24	36	11	0	1	15	15	0	7	15	5	.367	.407	.773	0	5	1	0
2012	DSL Pirates 1	DSL	R	PIT	.267	17	60	9	16	7	0	0	8	8	1	5	3	2	.371	.383	.755	2	1	0	0
2013	DSL Pirates 1	DSL	R	PIT	.304	52	184	27	56	8	3	3	28	23	0	21	15	4	.376	.429	.806	0	4	3	0
2014	Bristol	APP	R+		.272	46	180	40	49	9	1	2	16	25	0	31	5	5	.367	.367	.733	3	1	2	0
2015	WV Power	SAL	A	PIT	.268	108	368	61	104	24	3	12	60	45	0	63	27	10	.345	.438	.783	3	18	5	2
2016	Bradenton	FSL	A+	PIT	.265	89	306	41	81	20	1	5	45	37	0	47	13	8	.341	.386	.727	1	6	5	7
2017	Altoona	EAS	AA	PIT	.274	115	420	62	115	21	0	10	50	51	1	70	21	14	.356	.410	.766	4	5	3	5
2018	PITTSBURGH	NL	MLB	PIT	.293	18	58	9	17	2	0	3	7	5	0	11	0	1	.349	.483	.832	0	0	0	0
2018	Altoona	EAS	AA	PIT	.244	12	45	3	11	3	0	0	5	4	0	1	3	0	.306	.311	.617	0	0	0	0
2018	Indianapolis	INT	AAA	PIT	.289	110	356	52	103	20	4	8	36	28	1	11	13	7	.341	.431	.776	2	8	4	9
2019	PITTSBURGH	NL	MLB	PIT	.203	71	143	18	29	7	2	2	19	13	0	36	0	1	.274	.322	.596	1	0	0	0
2019	Indianapolis	INT	AAA	PIT	.286	51	175	22	50	15	0	10	30	13	0	37	5	3	.342	.543	.885	2	1	0	2
2019	WV Black Bears	NYP	A-	PIT	.300	3	10	1	3	1	0	0	1	1	0	1	1	0	.417	.400	.817	1	0	0	0
2019	Major League Totals				.229	89	201	27	46	9	2	5	26	18	0	47	1	2	.295	.368	.664	1	0	0	2
2019	Triple-A Totals				.288	161	531	74	153	35	4	18	66	41	1	108	18	10	.341	.471	.812	4	9	4	11
2019	Minor League Totals				.278	645	2247	332	624	139	15	51	294	250	3	358	121	58	.351	.421	.772	18	49	23	29



YACKSEL RIOS

RHP

Born: 6/27/93 in Caguas, Puerto Rico
MLB Debut: 8/22/17 (PHI) vs. MIA
Height/Weight: 6-3/215
Twitter: N/A

Opening Day Age: 26
ML Service: 1.036
Bats/Throws: R/R
Instagram: @yackselrios71

Acquired: Claimed off waivers by PIT from PHI on 8/3/19
2020 Baseball America Ranking (PIT): N/A
2020 MLB Pipeline Ranking (PIT): N/A

Single-Game Bests/Misc.

Complete Games

N/A

Shutouts

N/A

Innings (Start)

8.0

7/1/14 vs. Hagerstown (A)

Innings (Relief)

4.0 (4x)

Last - 6/29/15 @ Charlotte (A+)

Hits Allowed

12

6/21/12 vs. GCL Braves (R)

Earned Runs Allowed

7 (3x)

Last - 7/11/16 vs. St. Lucie (A+)

Home Runs Allowed

2 (5x)

Last - 7/18/19 @ Gwinnett (AAA)

Strikeouts

6 (6x)

Last - 6/23/16 @ Brevard County (A+)

10+ Strikeout Games

N/A

Walks

5 (2x)

Last - 7/25/14 vs. Greenville (A)

Winning Streak

5

Last - 5/22-7/31/14 (A)

Losing Streak

2 (4x)

Last - 5/10-6/23/19 (AAA)

PERSONAL

- Yacksel (pronounced YAHK-sell) Rios.
- Is a 2011 graduate of Colegio Doctora Conchita Cuevas in Puerto Rico, where he played basketball and volleyball.
- Participated in Care-A-Van and PratesFest in January.

TRANSACTIONS

- Selected by PHI (12th round, 391st overall) in the 2011 First-Year Player Draft.
- Had his contract first selected by PHI on Aug. 22, 2017.
- Claimed off waivers by PIT from PHI on Aug. 3, 2019.

2019

- Split the season between the Pirates and Phillies systems, registering a 5.84 ERA (32er/49.1ip) in Triple-A and a 6.92 ERA (10er/13.0ip) in the majors.
- Placed on the 7-day injured list on 4/4 with an abdominal strain; activated on 4/11.
- Joined Triple-A Lehigh Valley and went 1-3 with seven saves and a 7.41 ERA (28er/34.0ip) in 31 appearances.
- Allowed a career-high tying two home runs on 7/18 at Gwinnett (1.1ip, 4h, 5r, 5er, 3bb, 1k).
- Was recalled by Philadelphia twice during the season and made four appearances with a 13.50 ERA (4er/2.2ip).
- Designated for assignment on 7/29 and was claimed off waivers by Pittsburgh on 8/3.
- Had a 2.35 ERA (4er/15.1ip) and one save in nine games with Indianapolis and a 5.23 ERA (6er/10.1ip) in 10 games with Pittsburgh.

2018

- Began the season with Philadelphia and went 3-2 with a 6.75 ERA (27er/36.0ip) in 36 games over six different stints.
- Was the first Phillies reliever since 2009 to have a 3-0 record or better in March/April.
- Had a 1.29 ERA (1er/7.0ip) through his first nine appearances without allowing a home run.
- Allowed three earned runs for a second time on 5/18 at St. Louis (1.0ip, 4h, 3k) and was optioned to Lehigh Valley the next day.
- Appeared in 22 games with Lehigh Valley and registered one save and a 3.97 ERA (10er/22.2ip).

2017

- Began the season with Double-A Reading and had two saves and a 1.89 ERA (8er/38.0ip) in 24 appearances to be named an Eastern League midseason All-Star.
- Promoted to Lehigh Valley on 7/13 and registered a 1.96 ERA (4er/18.1ip) in 13 appearances (one start).
- Had his contract selected by Philadelphia on 8/22 and made his major league debut that night in game two of a doubleheader vs. Miami (1.2ip, 1bb, 2k).
- Caught P Jose Urena looking on three pitches for his first major league strikeout to get out of a first-and-third jam.
- Registered a 4.41 ERA (8er/16.1ip) in 13 major league games through the end of the season.
- Earned his first major league win on 9/27 vs. Washington (0.2ip, 1b, 2bb, 2k).

2016

- Began the season with Reading and went 1-1 with a 4.58 ERA (9er/17.2ip) in 13 games (one start).
- Was transferred to High-A Clearwater on 5/16 and went 4-3 with one save and a 6.14 ERA (40er/58.2ip) in 22 games (six starts).
- Had a 7.76 ERA (25er/29.0ip) as a starter and a 4.55 ERA (15er/29.2ip) as a reliever with Clearwater.
- Tossed a quality start (6.0ip, 7h, 4r, 2er, 2bb, 6k) to earn the win on 6/23 at Brevard County.
- Allowed a career-high tying seven earned runs in back-to-back starts on 7/4 vs. St. Lucie and 7/11 at Lakeland.

2015

- Spent the entire season with Clearwater and went 6-5 with a 2.75 ERA (27er/88.1ip) in 26 games (10 starts).
- Pitched with Glendale of the Arizona Fall League and went 2-2 with a 5.14 ERA (12er/21.0ip) in seven games (six starts).

2014

- Was named Philadelphia's Minor League Pitcher of the Week for the week of 5/19-25 after registering a 1.13 ERA (1er/8.0ip) in three appearances with eight strikeouts for Single-A Lakewood.
- Allowed just one hit and one run through a career-high 8.0 innings on 7/1 vs. Hagerstown.

2013

- Spent the season with Short-Season A Williamsport and went 5-3 with a 3.59 ERA (21er/52.2ip) in 15 appearances (10 starts).
- Set a career high with six strikeouts on 7/12 at Connecticut (3.0ip); also on 8/18 vs. Mahoning Valley (5.0ip).

2012

- Allowed a career-high 12 hits in his season debut with GCL Phillies on 6/21 vs. GCL Braves (5.2ip).
- Also surrendered a career-high seven earned runs vs. GCL Yankees on 7/5 but took a no-decision (4.2ip).
- Earned his first professional win on 7/10 vs. GCL Blue Jays (3.0ip, 3h, 2r, 2er, 4k).

2011


- Made his professional debut on 7/11 vs. GCL Blue Jays and pitched 1.1 scoreless innings.
- Took his first professional loss on 8/26 (1) vs. GCL Blue Jays (1.0ip, 3h, 3r, 3er, 2k).

AWARDS & HONORS

EAS All-Star (Mid, 2017)

CAREER PITCHING STATS

YEAR	TEAM	LG	LVL	ORG	W-L	ERA	G-6S	CG	SHO	SV-SVO	IP	H	R	ER	HR	HB	BB-IBB	SO	WHIP	AVG	AB	
2011	GCL Phillies	GCL	R	PHI	0-1	8.74	10-0	0	0	0-0	11.1	14	12	11	0	2	14	0	10	2.47	298	47
2012	GCL Phillies	GCL	R	PHI	2-2	6.60	13-4	0	0	0-0	30.0	44	26	22	3	2	9	0	19	1.77	349	126
2013	Williamsport	NYP	A-	PHI	5-3	3.55	15-10	0	0	0-0	52.2	52	24	21	1	3	19	0	39	1.35	265	196
2014	Lakewood	SAL	A	PHI	6-2	3.69	33-13	0	0	1-1	102.1	102	51	42	9	6	40	0	73	1.39	256	398
2015	Clearwater	FSL	A+	PHI	6-5	2.75	26-10	0	0	1-3	88.1	69	33	27	4	8	23	3	71	1.04	214	323
2016	Reading	EAS	AA	PHI	1-1	4.58	13-1	0	0	0-2	17.2	20	9	9	0	1	14	1	21	1.92	294	68
2016	Clearwater	FSL	A+	PHI	4-3	6.14	22-6	0	0	1-3	58.2	59	43	40	4	5	23	1	42	1.40	269	219
2016	GCL Phillies	GCL	R	PHI	0-0	4.50	2-0	0	0	0-0	2.0	1	1	1	0	1	1	0	1	1.00	167	6
2017	PHILADELPHIA	NL	MLB	PHI	1-0	4.41	13-0	0	0	0-0	16.1	15	8	8	4	0	9	1	17	1.47	238	63
2017	Reading	EAS	AA	PHI	1-2	1.89	24-0	0	0	2-4	38.0	22	12	8	2	2	10	1	47	0.84	168	131
2017	Lehigh Valley	INT	AAA	PHI	0-1	1.96	13-1	0	0	1-1	18.1	10	4	4	3	0	4	0	17	0.76	159	63
2018	PHILADELPHIA	NL	MLB	PHI	3-2	6.75	36-0	0	0	0-0	36.0	43	28	27	6	2	15	2	37	1.61	293	147
2018	Lehigh Valley	INT	AAA	PHI	0-0	3.97	22-0	0	0	1-3	22.2	18	12	10	2	2	17	0	26	1.54	220	82
2019	PHILADELPHIA	NL	MLB	PHI	0-0	13.50	4-0	0	0	0-0	2.2	6	7	4	2	1	3	0	2	3.38	462	13
2019	PITTSBURGH	NL	MLB	PIT	1-0	5.23	10-0	0	0	0-0	10.1	10	6	6	2	2	5	0	10	1.45	263	38
2019	Lehigh Valley	INT	AAA	PHI	1-3	7.41	31-0	0	0	7-10	34	38	31	28	4	3	22	1	37	1.76	284	134
2019	Indianapolis	INT	AAA	PIT	0-0	2.35	9-0	0	0	1-1	15.1	19	4	4	2	1	4	0	12	1.50	306	62
Major League Totals					5-2	6.20	63-0	0	0	0-0	65.1	74	49	45	14	5	32	3	65	1.62	284	261
Triple-A Totals					1-4	4.58	75-1	0	0	10-15	90.1	85	51	46	11	6	47	1	92	1.46	249	341
Minor League Totals					26-23	4.16	233-45	0	0	15-28	491.1	468	262	227	34	36	200	7	415	1.36	252	1855



DOMINGO ROBLES

LHP

Born: 4/29/98 in Imbert, D.R.

MLB Debut: N/A

Height/Weight: 6-1/210

Twitter: N/A

Opening Day Age: 21

ML Service: 0.000

Bats/Throws: L/L

Instagram: N/A

Acquired: Signed by PIT as a non-drafted free agent on 7/2/14

2020 Baseball America Ranking (PIT): N/A

2020 MLB Pipeline Ranking (PIT): N/A

Single-Game Bests/ Misc.

Complete Games

3

Last - 8/26/19 vs. Akron (AA)

Shutouts

2

Last - 8/26/19 vs. Akron (AA)

Innings (Start)

9.0

8/26/19 vs. Akron (AA)

Innings (Relief)

4.0 (2x)

Last - 8/27/16 vs. GCL Braves (R)

Hits Allowed

11 (3x)

Last - 8/16/19 vs. Bowie (AA)

Earned Runs Allowed

9

8/10/18 vs. Tampa (A+)

Home Runs Allowed

3

6/21/19 @ Hartford (AA)

Strikeouts

9 (2x)

Last - 8/21/19 vs. Hartford (AA)

10+ Strikeout Games

N/A

Walks

4 (4x)

Last - 4/14/19 @ Dunedin (A+)

Winning Streak

3

6/11-29/18 (A)

Losing Streak

5

7/2-8/16/19 (AA)

PERSONAL

► Domingo Adrian Robles.

TRANSACTIONS

► Signed by PIT as non-drafted free agent on July 2, 2014.

2019

- Began the season with High-A Bradenton and went 5-5 with a 2.61 ERA (18er/62.0ip) in 10 starts.
- Picked up the win in his season debut on 4/4 at St. Lucie after tossing six scoreless innings.
- Nine of his 10 High-A appearances were quality starts.
- Promoted to Altoona on 5/28 and took the no-decision in his debut at Trenton that night (5.0ip, 7r, 3r, 2er, 1bb, 6k).
- Tossed his first career complete game shutout on 6/8 (1) vs. Akron (7.0ip, 4h, 3k).
- Followed his shutout with a 6.18 ERA (35er/51.0ip) in his next 10 starts.
- Took the loss in his second complete game after allowing two runs in the bottom of the seventh inning on 8/26 vs. Akron (5h, 1bb, 5k).
- Surrendered a career-high tying 11 hits on 8/16 vs. Bowie (6.0ip).
- Was named the Eastern League Pitcher of the Week on 9/3 after throwing a 9.0-inning complete game shutout on 8/26 vs. Akron (5h, 1bb, 5k).
- Struck out a career-high 124 batters during the season.
- Led the Eastern League with three complete games and tied for first with two shutouts.
- Ranked among Pirates farmhands in innings pitched (1st, 165.0), complete games (1st), games started (T-1st, 28), shutouts (T-1st), strikeouts (3rd, 124) and wins (T-5th, 9).
- Finished among MiLB leaders in games started (T-1st), complete games (T-2nd), shutouts (T-2nd) and innings pitched (3rd).

2018

- Began the season with Single-A West Virginia and went 9-6 with a 2.97 ERA (38er/115.0ip) in 21 starts.
- Struck out a career-high nine batters on 4/18 at Charleston (6.0ip).
- Had four straight quality starts from 5/4-22 with a 2-1 record and 2.42 ERA (7er/26.0ip).
- Won a career-high three straight decisions in four starts from 6/11-29.
- Went 4-4 with a 3.29 ERA (24er/65.2ip) in 13 starts before the All-Star break and 5-2 with a 2.55 ERA (14er/49.1ip) in eight second-half starts with the Power.
- Promoted to Bradenton on 8/6 and took the loss in his High-A debut vs. Tampa on 8/10 after giving up a career-high nine earned runs on 11 hits.
- Went 0-3 with a 4.76 ERA (15er/28.1ip) in five starts (three quality) for Bradenton.
- Had a 1.89 ERA (4er/19.0ip) in three High-A starts on the road and a 10.61 ERA (11er/9.1ip) at home.
- Went 4-1 in eight 7.0-inning quality starts.

2017

- Spent the entire season with Rookie-Advanced Bristol and went 4-8 with a 4.83 ERA (37er/69.0ip) in 14 starts.
- Struck out a season-high seven batters in 5.2 innings on 7/7 vs. Pulaski but took the loss; also fanned seven batters on 8/31 vs. Burlington (5.0ip).
- Earned his first win of the season on 7/13 at Johnson City with a season-high 7.0-inning start.
- Allowed two earned runs or less in nine of his 14 starts.

2016

- Spent the entire season with GCL Pirates and went 1-2 with a 4.25 ERA (17er/36.0ip) in nine games (five starts).
- Surrendered 10 earned runs in his first two games of the season (8.0ip) and seven earned runs in his final seven games (28.0ip).
- Earned his only win of the season on 7/22 at GCL Yankees West (5.0ip, 3h, 0r, 4k).
- Converted his only career save opportunity after throwing 4.0 scoreless innings on 8/27 vs. GCL Braves.
- Had a 2.51 ERA (4er/14.1ip) as a reliever and a 5.40 ERA (13er/21.2ip) as a starter.
- Went 0-1 with a 2.29 ERA (5er/19.2ip) at home and 1-1 with a 6.61 ERA (12er/16.1ip) on the road.
- Held leadoff hitters to a .139 average (5-for-36) and allowed just one extra-base hit.

2015

- Made 15 starts for DSL Pirates and went 4-6 with a 3.95 ERA (30er/68.1ip) in his first professional season.
- Took the loss in his first career start on 6/1 vs. DSL Yankees 2 (3.0ip, 6h, 7r, 4er, 2bb, 3k).
- Had three scoreless outings during the season and went 2-0 with a combined seven hits allowed in 15.0 innings.
- Struggled during June (2-3, 5.88 ERA [17er/26.0ip]) but turned it around in July (1-2, 2.63 ERA [7er/24.0ip]).
- Struck out a season-high five batters in each of his final three starts; first fanned five batters on 7/11 at DSL Yankees 2 (4.0ip).


AWARDS & HONORS

MiLB.com Organization All-Star (2019)

EAS Pitcher of the Week (9/3/19)

CAREER PITCHING STATS

YEAR	TEAM	LG	LVL	ORG	W-L	G	G-6S	CG	SHO	SV-SVO	IP	H	R	ER	HR	HB	BB-IBB	SO	WHIP	AVG	AB
2015	DSL Pirates	DSL	R	PIT	4-6	395	15-15	0	0-0	68.1	74	43	30	4	4	20-0	44	138	277	267	
2016	GCL Pirates	GCL	R	PIT	1-2	425	9-5	0	0	1-1	36.0	40	19	17	3	4	4-0	18	122	280	143
2017	Bristol	APP	R+	PIT	4-8	483	14-14	0	0-0	69.0	75	49	37	5	0	16-0	51	132	265	283	
2018	WV Power	SAL	A	PIT	9-6	297	21-21	0	0-0	115.0	118	60	38	8	4	26-0	88	125	259	455	
2018	Bradenton	FSL	A+	PIT	0-3	476	5-5	0	0-0	28.1	32	15	15	1	0	10-0	19	148	294	109	
2018	Altoona	EAS	AA	PIT	4-6	402	18-18	3	2	0-0	103.0	113	51	46	13	3	21-0	77	130	279	405
2019	Bradenton	FSL	A+	PIT	5-5	261	10-10	0	0-0	62.0	47	22	18	5	4	15-0	47	100	203	231	
Minor League Totals					27-36	376	92-88	3	2	1-1	481.2	499	259	201	39	19	112-0	344	1.27	.264	1893



EDGAR SANTANA

RHP

Born: 10/16/91 in Puerto Plata, D.R.
MLB Debut: 6/10/17 (PIT) vs. MIA
Height/Weight: 6-2/190
Twitter: @edgarsantana_16

Opening Day Age: 28
ML Service: 2.048
Bats/Throws: R/R
Instagram: @edgarsantana37

Acquired: Signed by PIT as a non-drafted free agent on 10/12/13
2020 Baseball America Ranking (PIT): N/A
2020 MLB Pipeline Ranking (PIT): N/A

Single-Game Bests/Misc.

Complete Games

N/A

Shutouts

N/A

Innings (Start)

N/A

Innings (Relief)

4.0

4/17/16 vs. Lakeland (A+)

Hits Allowed

7

8/14/14 @ DSL Angels (R)

Earned Runs Allowed

5 (3x)

Last - 8/30/16 vs. Toledo (AAA)

Home Runs Allowed

3

5/24/16 vs. Akron (AA)

Strikeouts

5 (2x)

Last - 7/23/15 vs. Brooklyn (A-)

10+ Strikeout Games

N/A

Walks

2 (10x)

Last - 8/3/18 vs. St. Louis (NL)

Winning Streak

2 (3x)

Last - 5/16-17/18 (NL)

Losing Streak

3 (3x)

Last - 5/29-9/10/18 (NL)

PERSONAL

- Edgar Santana, wife's name is Maria and has one son, Eric (6/10/19).
- Began pitching at the age of 19.
- Clayton Kershaw was his favorite childhood pitcher.

TRANSACTIONS

- Signed by PIT as a non-drafted free agent on Oct. 12, 2013.
- Had his contract first selected by PIT on June 10, 2017.

2019

- Missed the entire season recovering from Tommy John surgery after being placed on the 60-day injured list on 3/28.

2018

- Entered the season ranked as the Pirates No. 23 prospect by *Baseball America*.
- Spent the entire season with Pittsburgh and went 3-4 with a 3.26 ERA (24er/66.1ip).
- Went on a 13.0-inning scoreless streak from 4/25-5/27 and held opponents to a .174 batting average (8-for-46).
- Earned his first major league win on 5/16 vs. Chicago (AL) after allowing just one hit in 1.1 scoreless innings; earned another win the next day vs. San Diego.
- Took his first major league loss and broke his scoreless streak after surrendering three runs in 0.2 innings vs. Chicago (NL) on 5/29.
- Registered a 0.66 ERA (2er/27.1ip) in July and August after having a 3.97 ERA (15er/34.0ip) from March-June.
- Surrendered just one earned run in 10 appearances where he pitched more than 1.0 inning.
- Went 0-for-7 in save opportunities.
- Allowed four earned runs on three hits without recording an out on 9/21 vs. Milwaukee; left the game with right forearm/felbow discomfort.
- Underwent Tommy John surgery on 10/4 (surgery performed by Dr. James Andrews).
- His 69 appearances ranked third among National League rookies and was the fifth-highest single-season total by a Pirates pitcher and the most since 2015 (Arquimedes Caminero, 73).

2017

- Began the season with Indianapolis and went 1-3 with a 2.79 ERA (18er/58.0ip) and a career-high eight saves in three Triple-A stints (44 games).
- Registered a 0.36 ERA (1er/25.1ip) from 4/6-5/21 with five saves; also held opponents to a .145 batting average (12-for-83).
- Had his contract selected by Pittsburgh on 6/10 and made his major league debut that day vs. Miami (1.0ip, 3h, 1r, 1er, 0bb, 2k).
- Struck out his second batter faced, CF Christian Yelich, on four pitches.
- Did not allow a home run in his first eight major league appearances (7.0ip).
- Was optioned to Indianapolis on 7/3 and registered a 4.19 ERA (9er/19.1ip) over 17 appearances through 8/20.
- Recalled by Pittsburgh on 8/22, allowed two runs in 2.0 innings vs. Los Angeles (NL) and was optioned the next day.
- Earned a September callup and tossed 8.1 scoreless innings with just four hits allowed in nine appearances.

2016

- Split the season between High-A Bradenton, Double-A Altoona and Indianapolis and registered a career-low 2.71 ERA (24er/79.2ip) in 43 games.
- Began the season with Bradenton and had eight scoreless outings on nine games with a 0.81 ERA (2er/22.1ip).
- Tossed a career-high 4.0 innings on 4/17 vs. Lakeland and earned his second win of the season.
- Promoted to Altoona on 5/10 and tossed 2.0 scoreless innings vs. Trenton that day to earn the save.
- Allowed a career-high tying five earned runs on 5/24 vs. Akron for his first loss of the season (1.2ip).
- Did not allow a run in his final seven outings with Altoona (12.2ip) and held opponents to a .146 batting average (6-for-41).
- Promoted to Indianapolis on 8/1 and had a 5.06 ERA (9er/16.0ip) in 13 appearances, eight of which were scoreless.
- Allowed five earned runs again on 8/30 vs. Toledo (1.0ip).
- Was named an *MLB.com* Organization All-Star following the season.
- Appeared in nine games with Surprise of the Arizona Fall League and threw 13.2 scoreless innings with a 9.0 strikeout-to-walk ratio (18k, 2bb).
- Was named an AFL Rising Star and part of the AFL All-Prospect Team.

2015

- Began the season with Short-Season A West Virginia and went 1-0 with three saves and a 2.70 ERA (9er/30.0ip) in 14 appearances.
- Struck out a career-high five batters on 6/24 at Williamsport; tied that high on 7/23 vs. Brooklyn.
- Did not allow a run in his final five appearances with the Black Bears (10.1ip) and held opponents to a .135 batting average (5-for-37).
- Promoted to Single-A West Virginia on 8/9 and recorded one save with a 4.38 ERA (6er/12.1ip) in eight appearances through the end of the season.

2014

- Spent the entire season with DSL Pirates and went 1-3 with a 3.66 ERA (8er/19.2ip) in 13 appearances.
- Made his professional debut on 6/18 vs. DSL Mets 2 and tossed 1.0 scoreless inning with one strikeout.
- Took his first loss on 7/5 vs. DSL Yankees 2 (1.0ip, 5h, 4r, 1er).
- Earned his first save on 7/15 at DSL Marlins with another scoreless inning; converted back-to-back save opportunities with 2.0 scoreless innings in his next appearance on 7/22 vs. DSL Phillies.
- Allowed a career-high five earned runs on 8/14 at DSL Angels.
- Earned his first professional win on 8/19 at DSL Yankees 2 with 2.1 one-hit innings and three strikeouts.

AWARDS & HONORS


AFL All-Prospect Team (2016)

AFL Rising Stars (2016)

MLB.com Organization All-Star (2016)

CAREER PITCHING STATS

YEAR	TEAM	LG	LVL	ORG	W-L	ERA	G-6S	CG	SHO	SV-SVO	IP	H	R	ER	HR	BB	BB-IBB	SO	WHIP	AVG	AB
2014	DSL Pirates	DSL	R	PIT	1-3	3.66	13-0	0	0	2-3	19.2	27	12	8	0	1	3-0	11	1.53	.342	79
2015	WV Power	SAL	A	PIT	0-0	4.38	8-0	0	0	1-1	12.1	12	6	6	3	0	4-0	16	1.30	.255	47
2015	WV Black Bears	NYP	A-	PIT	1-0	2.70	14-0	0	0	3-3	30.0	25	9	9	1	3	5-0	32	1.00	.219	114
2016	Altoona	EAS	AA	PIT	2-1	2.83	21-0	0	0	2-2	41.1	32	13	13	4	2	11-0	39	1.04	.176	148
2016	Indianapolis	INT	AAA	PIT	0-0	5.06	13-0	0	0	1-2	16.0	22	9	9	1	0	6-1	12	1.75	.328	67
2016	Bradenton	FSL	A+	PIT	2-0	0.81	9-0	0	0	0-0	22.1	13	2	2	0	2	2-0	20	0.67	.169	77
2017	PITTSBURGH	NL	MLB	PIT	0-0	3.50	19-0	0	0	0-0	18.0	16	8	7	2	1	12-1	20	1.56	.239	67
2017	Indianapolis	INT	AAA	PIT	1-3	2.79	44-0	0	0	8-9	58.0	62	19	18	4	2	12-0	54	1.28	.281	221
2018	PITTSBURGH	NL	MLB	PIT	3-4	3.26	69-0	0	0	0-7	66.1	61	25	24	7	3	12-2	54	1.10	.240	254
INJURY - DID NOT PITCH																					
					3-4	3.31	88-0	0	0	0-7	84.1	77	33	31	9	4	24-3	74	1.20	.240	321
					1-3	3.28	57-0	0	0	9-11	74.0	84	28	27	5	2	18-1	66	1.38	.282	288
					7-7	2.93	122-0	0	0	17-20	199.2	193	70	65	13	10	43-1	184	1.18	.256	753
Major League Totals					3-4	3.31	88-0	0	0	0-7	84.1	77	33	31	9	4	24-3	74	1.20	.240	321
Triple-A Totals					1-3	3.28	57-0	0	0	9-11	74.0	84	28	27	5	2	18-1	66	1.38	.282	288
Minor League Totals					7-7	2.93	122-0	0	0	17-20	199.2	193	70	65	13	10	43-1	184	1.18	.256	753



AARON SHORTRIDGE

RHP

Born: 5/29/97 in Napa, Calif.
MLB Debut: N/A
Height/Weight: 6-3/195
Twitter: @Shortridge35

Opening Day Age: 22
ML Service: N/A
Bats/Throws: R/R
Instagram: @aaronshorty13

Acquired: Selected by PIT in 4th round (114th overall) of the 2018 First-Year Player Draft
2020 Baseball America Ranking (PIT): N/A
2020 MLB Pipeline Ranking (PIT/Tools): No. 27 / Control 55

Single-Game Bests / Misc.

Complete Games

1

7/22/19 (1) @ Clearwater (A+)

Shutouts

N/A

Innings (Start)

8.0

8/8/19 vs. Dunedin (A+)

Innings (Relief)

N/A

Hits Allowed

11

6/25/19 @ Jupiter (A+)

Earned Runs Allowed

7

6/19/19 vs. Clearwater (A+)

Home Runs Allowed

3

5/3/19 vs. Lakeland (A+)

Strikeouts

9

7/16/18 @ Staten Island (A-)

10+ Strikeout Games

N/A

Walks

3

7/22/19 (1) @ Clearwater (A+)

Winning Streak

6

7/16-8/20/19 (A+)

Losing Streak

4

5/8-7/10/19 (A+)

PERSONAL

- Aaron Douglas Shortridge.
- Attended University of California-Berkeley and went 5-3 with two saves, a 2.77 ERA and 74 strikeouts in 17 appearances (12 starts) as a junior in 2018.
- Named Pac-12 Pitcher of the Week in 2018 after tossing a shutout in Berkeley's season-ending win at Arizona State.
- Was also named a 2018 Pac-12 All-Conference Honorable Mention.

TRANSACTIONS

- Selected by PIT (4th round, 114th overall) in the 2018 First-Year Player Draft.

2019

- Spent the entire season with High-A Bradenton, logging a career-high 24 starts with a 3.25 ERA (49er/135.2ip).
- Won three straight decisions over the span of five starts from 4/5-26 with a 1.93 ERA (6er/28.0ip) and 19 strikeouts.
- Gave up a career-high three home runs vs. Lakeland on 5/3.
- Registered his first loss of the season on 5/8 at Clearwater (6.0ip, 7h, 3er, 7k).
- Lost a career-high four consecutive decisions from 5/8-7/10 with a 4.28 ERA (26er/54.2ip); only four of his 10 starts in that span were 6.0-or-more innings.
- Named Florida State League Pitcher of the Week on 6/17 after tossing 7.0 innings, allowing no runs, giving up three hits and issuing one walk on 6/10 at Charlotte.
- Took a no-decision after surrendering a career-high seven earned runs in 5.0 innings vs. Clearwater on 6/19.
- Allowed just one run on a career-high 11 hits on 6/25 at Jupiter.
- Placed on the 7-day IL on 6/28 (retroactive to 6/27); reinstated on 7/9.
- Won a career-high six decisions in seven starts from 7/16-8/20, five of which were quality; registered a 1.48 ERA (7er/42.2ip) during that span.
- Surrendered a career-high three walks at Clearwater on 7/22 (1).
- Threw the first complete game of his career on 7/22 (1) at Clearwater (6.0ip, 5h, 3er, 3bb, 8k).
- Had a 17.2 scoreless-innings stretch from 8/3-14, spanning three starts.
- Tossed a career-high 8.0 two-hit innings in a start on 8/8 vs. Dunedin.
- Worked a 1.76 ERA (6er/30.2ip) in the month of August, going 4-1 in five starts and issuing only four walks.
- Threw 5.0-or-more innings in all but three of his starts.
- Finished the season ranked among Pirates farmhands in WHIP (2nd, 1.14), ERA (3rd), average against (3rd, .252), complete games (T-4th), wins (T-6th, nine), games started (T-7th, 24) and innings pitched (T-7th).

2018

- Started in eight games for Short-Season A West Virginia, going 1-1 with a 2.67 ERA (9er/30.1ip).
- Made his professional debut on 6/17 at Mahoning Valley (3.0ip, 3h, 1er, 3k).
- Struck out a career-high nine batters in 5.0 innings at Staten Island on 7/16.
- Earned his first professional win on 7/22 at Williamsport, tossing 5.0 scoreless innings with seven strikeouts.
- Had a 1.50 ERA (3er/18.0ip) on the road vs. a 4.38 ERA (6er/12.1ip) at home.
- Struck out at least five batters in half of his starts.

AWARDS & HONORS

FSL Pitcher of the Week (6/17/19)

CAREER PITCHING STATS

YEAR	TEAM	LG	LVL	ORG	W-L	ERA	G-GS	CG	SHO	SV-SVO	IP	H	R	ER	HR	HB	BB-IBB	SO	WHIP	AVG	AB
2018	WV Black Bears	NYP	A-	PIT	1-1	2.67	8-8	0	0	0-0	30.1	27	10	9	1	2	7-0	38	1.12	.231	117
2019	Bradenton	FSL	A+	PIT	9-5	3.25	24-24	1	0	0-0	135.2	129	50	49	13	5	25-0	104	1.14	.252	511
	Minor League Totals				10-6	3.14	32-32	1	0	0-0	166.0	156	60	58	14	7	32-0	142	1.13	.248	628



BEAU SULSER

RHP

Born: 5/5/94 in Escondido, Calif.

MLB Debut: N/A

Height/Weight: 6-0/205

Twitter: N/A

Opening Day Age: 25

ML Service: N/A

Bats/Throws: R/R

Instagram: @bsuls10

Acquired: Selected by PIT in 10th round (298th overall) of the 2017 First-Year Player Draft

2020 Baseball America Ranking (PIT): N/A

2020 MLB Pipeline Ranking (PIT): N/A

Single-Game Bests/Misc.

Complete Games

N/A

Shutouts

N/A

Innings (Start)

6.0 (2x)

Last - 8/30/19 @ Harrisburg (AA)

Innings (Relief)

5.0 (2x)

Last - 8/6/19 vs. Richmond (AA)

Hits Allowed

8 (2x)

Last - 5/31/19 vs. New Hampshire (AA)

Earned Runs Allowed

4 (6x)

Last - 7/24/19 vs. Erie (AA)

Home Runs Allowed

1 (12x)

Last - 7/24/19 vs. Erie (AA)

Strikeouts

7

7/31/18 @ Columbia (A)

10+ Strikeout Games

N/A

Walks

4

8/25/19 @ Bowie (AA)

Winning Streak

7

4/6-7/1/19 (AA)

Losing Streak

3 (3x)

Last - 7/16-25/18 (A)

PERSONAL

• Beau Grayson Sulser.

• Was named Ivy League Pitcher of the Year, All-Ivy League and All-New England First-Team selection after going 6-1 with a 1.40 ERA (7er/45.0ip) for Dartmouth (Hanover, N.H.) College in 2017.

• Earned American Baseball Coaches Association All-Northeast Region First-Team honors in 2017, making him the first Dartmouth player to earn all-region honors from the ABCA in four years.

• Ranked second in the nation in WHIP (0.80) and third in ERA (1.40).

• His brother, Cole, was selected in the 25th round of the 2013 draft by Cleveland.

• Became the second consecutive Dartmouth pitcher to be drafted by the Pirates in two years (also: Michael Danielak in the 28th round of the 2016 draft).

TRANSACTIONS

• Selected by PIT (10th round, 298th overall) in the 2017 First-Year Player Draft.

2019

- Spent the entire season with Double-A Altoona and went 8-3 with a 2.72 ERA (29er/96.0ip) in 33 appearances (six starts).
- Opened the season with a career-high seven straight wins in 20 relief appearances, registering a 1.40 ERA (8er/51.1ip) with 34 strikeouts.
- Was named an Eastern League midseason All-Star after ranking among the top 10 league leaders (at least 50.0ip) with a 1.33 ERA (8er/54.1ip).
- Tossed a career-high 5.0 innings in relief vs. Portland on 6/11; also on 8/6 vs. Richmond.
- Went four innings in his first start of the season on 7/20 at Bowie, allowing four runs on six hits.
- Tossed a career-high 6.0 innings twice (8/20 vs. Hartford and 8/30 at Harrisburg).
- Issued a career-high four walks on 8/25 at Bowie.
- Went 7-1 with a 2.25 ERA (17er/68.0ip) as a reliever and 1-2 with a 3.86 ERA (12er/28.0ip) as a starter.
- Pitched for Peoria in the Arizona Fall League, going 0-1 with a 5.02 ERA (5er/14.1ip) in six games (two starts).

2018

- Spent the season with Single-A West Virginia, owning a career-best 2.35 ERA (15er/57.1ip) in 36 appearances.
- Earned the win in his season debut on 4/27 at Lexington (3.0ip, 2h, 0r, 6k).
- Went from having a 3.95 ERA (6er/13.2ip) in the month of May to having a 1.42 ERA (2er/12.2ip) in June.
- Didn't issue a walk in his first 29.1 innings (17 appearances).
- Tied a career-high three-game losing streak from 7/16-25, registering a 13.50 ERA (4er/2.2ip) in that span.
- After surrendering a season-high tying four earned runs on 7/25 at Kannapolis, finished the season with a 1.08 ERA (2er/16.2ip).
- Struck out a career-high seven batters on 7/31 at Columbia (3.2ip).
- Opponents hit just .163 (16-for-98) against him from 7/2-9/3 and a career-low .205 (43-for-210) on the season.
- Recorded a career-high eight saves in 10 opportunities.
- Went 2-5 after the All-Star break with a 2.18 ERA (8er/33.0ip) and 0.76 WHIP.

2017


- Spent the season with Short-Season A West Virginia and went 2-4 with a 5.31 ERA (24er/40.2ip) in 18 appearances (six starts).
- Made his professional debut on 6/25 at Batavia and tossed 2.0 one-hit innings.
- Struck out a season-high five batters in 2.0 innings on 7/6 at Mahoning Valley.
- Had three straight scoreless appearances from 7/16-24.
- Converted his first career save on 7/24 vs. Batavia, striking out one batter in 1.0 inning.
- Made his first career start on 8/2 vs. State College after making 11 relief appearances.
- Did not issue more than one walk in a single outing.

AWARDS & HONORS

EAS All-Star (Mid, 2019)

CAREER PITCHING STATS

YEAR	TEAM	LG	LVL	ORG	W-L	ERA	G-GS	CG	SHO	SV-SVO	IP	H	R	ER	HR	HB	BB-IBB	SO	WHIP	AVG	AB
2017	WV Black Bears	NYP	A-	PIT	2-4	5.31	18-6	0	0	1-4	40.2	54	26	24	4	1	7-0	33	1.50	309	175
2018	WV Power	SAL	A	PIT	5-8	2.35	36-0	0	0	8-10	57.1	43	22	15	4	3	4-1	63	0.82	205	210
2019	Altoona	EAS	AA	PIT	8-3	2.72	33-6	0	0	2-3	96.0	88	35	29	4	2	31-1	63	1.24	241	365
Minor League Totals					15-15	3.15	87-12	0	0	11-17	194.0	185	83	68	12	6	42-2	159	1.17	247	750



ANDREW SUSAC

Born: 3/22/90 in Roseville, Calif.
MLB Debut: 7/26/14 (SF) vs. LAD
Height/Weight: 6-1/220
Twitter: N/A

Opening Day Age: 30
MLB Service: 2.009
Bats/Throws: R/R
Instagram: N/A

Acquired: Signed by PIT as a minor league free agent on 1/31/20
2020 Baseball America Ranking (PIT): N/A
2020 MLB Pipeline Ranking (PIT): N/A

Single-Game Bests/Misc.

Hits
 4 (2x)
 Last - 7/14/14 vs. Tacoma (AAA)

Home Runs
 2 (2x)
 Last - 5/13/14 @ Reno (AAA)

RBI
 4 (3x)
 Last - 5/17/19 @ Oklahoma City (AAA)

Runs
 3 (4x)
 Last - 7/27/17 @ Omaha (AAA)

Stolen Bases
 1 (5x)
 Last - 5/11/19 @ Iowa (AAA)

Walks
 3 (8x)
 Last - 5/22/19 (2) vs. Iowa (AAA)

Hit Streak
 11 (2x)
 Last - 4/6-25/18 (AAA)

Grand Slams
 3
 Last - 5/17/19 @ Oklahoma City (AAA)

Multi-homer Games
 2
 Last - 5/13/14 @ Reno (AAA)

PERSONAL

- Andrew John Susac, wife's name is Maggie.
- 2009 graduate of Jesuit (Sacramento, Calif.) High School, where he played baseball and football (linebacker and tight end).
- Attended University of Oregon (Eugene).
- Played for the Falmouth Commodores in the Cape Cod League in 2010 and was named the fifth-best prospect in the league by *Baseball America*.

TRANSACTIONS

- Selected by PHI (16th round, 497th overall) in the 2009 First-Year Player Draft but did not sign.
- Selected by SF (2nd round, 86th overall) in the 2011 First-Year Player Draft.
- Had his contract first selected by SF on **July 26, 2014**.
- Traded to MIL from SF on **Aug. 1, 2016** with RHP Phil Bickford in exchange for LHP Will Smith.
- Traded to BAL from MIL on **Feb. 2, 2018** in exchange for PTBNL.
- Traded to KC from BAL on **April 2, 2019** in exchange for cash.
- Elected free agency on **Nov. 4, 2019**.
- Signed by PIT as a minor league free agent on **Jan. 31, 2020**.

2019

- Traded to Kansas City from Baltimore on 4/2 in exchange for cash.
- Played in 26 games for Triple-A Omaha, hitting .234 (18-for-77) with eight XBH and 15 RBI.
- Hit his third career grand slam on 5/17 at Oklahoma City.
- Drove in nine runs during a five-game stretch from 5/9-19.
- Had his season cut short on 5/26 and was placed on the injured list for the remainder of the season.

2018

- Started the season with Triple-A Norfolk and hit .296 (16-for-54) with seven XBH and 14 RBI in 16 games.
- Hit safely in all 11 of his April games with a .359 batting average (14-for-39), four doubles and 12 RBI.
- Struggled in five games after returning from a 7-day disabled list stint, hitting .133 (2-for-15) with five strikeouts.
- Was recalled by Baltimore on 5/17 and hit just .115 (3-for-26) with one double in nine games.
- Optioned to Norfolk on 6/2 and struggled at the plate through 7/14, hitting just .140 (8-for-57).
- Hit safely in the final five games where he registered an official at-bat with a .571 average (8-for-14).
- Had his season cut short by a left forearm injury and was placed on the disabled list on 7/27.

2017

- Began the season on the disabled list with a trapezius injury.
- Appeared in two rehab games with Triple-A Colorado Springs before being optioned by Milwaukee on 4/15.
- Hit just .161 (9-for-56) before being placed on the disabled list again on 5/21, retroactive to 5/20.
- Was recalled again on 8/4 and appeared in two games before returning to the disabled list.
- Went 3-for-7 in two rehab games with Single-A Wisconsin before being activated on 9/1.
- Made pinch-hit appearances in six September games with Milwaukee and notched one hit.

2016

- Hit .214 (6-for-28) in his first eight games of the season with Triple-A Sacramento before being placed on the disabled list on 4/27.
- Went 4-for-11 in three rehab games with High-A Jan Jose before being reinstated from the DL.
- Hit safely in 10-of-11 games from 5/24-6/6.

- Traded to Milwaukee from San Francisco on 8/1 with RHP Phil Bickford in exchange for LHP Will Smith.

2015

- Ranked as the No. 1 prospect for San Francisco and the No. 88 overall prospect by *Baseball America* ahead of the season.
- Had an eight-game hitting streak from 6/11-27 with a .429 average (12-for-28), four doubles, a triple and home run.
- Went on the 15-day DL with a right thumb sprain on 7/19 and was activated on 8/17.
- Placed on the 60-day DL on 9/6 with a right wrist sprain.

2014

- Ranked as the No. 11 prospect for San Francisco by *Baseball America* before the season started.
- Hit .268 (57-for-213) with Triple-A Fresno before having his contract selected by the Giants on 7/26.
- Made his major league debut the same night vs. Los Angeles (NL) and went 0-for-1 when entering as catcher.
- Recorded his first major league hit on 7/30, an RBI single off Pittsburgh's Charlie Morton.
- Hit his first major league home run at Wrigley Field off Edwin Jackson on 8/20.
- Played in 35 games for San Francisco and hit .273 (24-for-88) with eight doubles, three home runs and 19 RBI.
- Went 1-for-4 in the 2014 postseason and went 0-for-2 in the World Series when San Francisco beat Kansas City in seven games.

2013

- Ranked as the No. 13 prospect for San Francisco by *Baseball America* ahead of the season.
- Hit 12 home runs and 17 doubles in 84 games with Double-A Richmond.
- Hit safely in 10 straight games from 4/22-5/5, batting .400 (14-for-35) with five doubles, two homers and six RBI.
- Set a career high with an 11-game hitting streak from 5/22-6/2, batting .351 (13-for-37) with three doubles, one homer and seven RBI.

2012

- Ranked as the No. 6 prospect for San Francisco by *Baseball America* prior to the season.
- Played the entire season for San Jose and hit .244 (88-for-361) with 28 XBH and 52 RBI in 102 games.
- Logged a career-high 825.1 innings behind the plate.


AWARDS & HONORS

PCL All-Star (Mid, 2014)

EAS All-Star (Mid, 2013)

CAREER BATTING STATS

YEAR	TEAM	LG	LVL	ORG	AVG	G	AB	R	H	2B	3B	HR	RBI	BB	IBB	SO	SB	CS	OBP	SLG	OPS	HBP	SAC	SF	GIDP
2012	San Jose	CAL	A+	SF	.244	102	361	58	88	16	3	9	52	55	0	100	1	1	.351	.380	.731	6	2	2	8
2013	Richmond	EAS	AA	SF	.256	84	262	32	67	17	0	12	46	42	0	68	1	0	.362	.458	.820	3	1	2	7
2014	SAN FRANCISCO	NL	MLB	SF	.273	35	209	24	8	0	0	3	19	7	0	28	0	0	.326	.465	.792	0	0	0	0
2014	Fresno	PCL	AAA	SF	.268	63	213	34	57	9	0	10	32	34	1	50	0	0	.379	.451	.830	5	0	1	4
2015	SAN FRANCISCO	NL	MLB	SF	.218	52	133	14	29	7	2	3	14	14	0	43	0	0	.297	.368	.666	1	0	0	2
2015	San Jose	CAL	A+	SF	.286	4	14	1	4	1	0	1	3	1	0	4	0	0	.375	.571	.946	1	0	0	0
2015	Sacramento	PCL	AAA	SF	.321	8	28	6	9	3	0	1	2	3	0	10	0	0	.406	.536	.942	1	0	0	0
2016	MILWAUKEE	NL	MLB	MIL	.235	9	17	3	4	1	0	1	2	2	0	5	0	0	.316	.471	.786	0	0	0	0
2016	San Jose	CAL	A+	SF	.364	3	11	2	4	0	0	0	2	1	0	1	0	0	.417	.455	.871	0	0	0	2
2016	Sacramento	NL	AAA	SF	.273	35	209	28	52	12	1	8	36	24	0	45	0	0	.343	.465	.792	0	0	0	0
2016	Colorado	PCL	AAA	MIL	.125	11	40	2	5	1	0	0	0	0	0	16	0	0	.163	.150	.313	0	0	1	1
2017	MILWAUKEE	NL	MLB	MIL	.083	8	12	0	1	0	0	0	0	0	0	6	0	0	.083	.083	.167	0	0	0	0
2017	Colorado Springs	PCL	AAA	MIL	.205	51	171	22	35	10	0	8	35	26	1	53	0	0	.307	.404	.710	1	0	4	1
2017	Wisconsin	MID	A	MIL	.429	2	7	2	3	0	0	1	2	1	0	0	0	0	.500	.857	1.357	0	0	0	0
2018	BALTIMORE	AL	MLB	BAL	.115	9	26	1	3	1	0	0	0	0	0	12	0	0	.115	.154	.269	0	0	0	0
2018	Norfolk	INT	AAA	BAL	.256	42	125	15	32	7	0	6	26	31	1	42	0	0	.405	.456	.861	1	0	1	4
2019	Omaha	PCL	AAA	KC	.234	26	77	11	18	4	0	4	15	14	0	24	3	2	.366	.442	.807	2	0	0	1
Major League Totals					.221	113	276	31	61	17	2	7	35	23	0	94	0	0	.283	.373	.657	1	0	2	8
Triple-A Totals					.247	258	863	118	213	46	1	37	149	134	0	240	3	2	.351	.431	.782	11	3	12	18
Minor League Totals					.250	454	1518	213	379	81	4	60	254	234	4	413	5	3	.354	.427	.781	21	3	16	35



TRAVIS SWAGGERTY

Born: 8/19/97 in Covington, La.
MLB Debut: N/A
Height/Weight: 5-10/185
Twitter: @TSwaggerty_21

Opening Day Age: 22
ML Service: 0.000
Bats/Throws: L/L
Instagram: @tswag_21

Acquired: Selected by PIT in 1st round (10th overall) of the 2018 First-Year Player Draft
2020 Baseball America Ranking (PIT/Tools): No. 9 / Best Outfield Arm
2020 MLB Pipeline Ranking (PIT): No. 6

Single-Game Bests/Misc.				
Hits	4			
	7/5/19 vs. Florida (A+)			
Home Runs	2			
	8/17/19 @ Lakeland (A+)			
RBI	3			
	6/2/19 @ Tampa (A+)			
Runs	3 (4x)			
	Last - 8/2/19 @ Dunedin (A+)			
Stolen Bases	2 (4x)			
	Last - 8/14/19 (2) @ Florida (A+)			
Walks	3 (2x)			
	Last - 7/11/19 @ Lakeland (A+)			
Hit Streak	12 (2x)			
	8/11 (2)-22/19 (A+)			
Grand Slams	N/A			
Multi-homer Games	1			
	8/17/19 @ Lakeland (A+)			

PERSONAL

- Travis Wade Swaggerty Jr.
- Was ranked by MLB.com as the No. 11 draft prospect in the draft and became Pittsburgh's top 10 overall pick since Austin Meadows in 2013 (ninth overall).
- Hit .296 (.63-for-213) with 10 doubles, 13 home runs, 38 RBI and .526 slugging percentage in 57 games as a junior in 2018 for the University of South Alabama (Mobile).
- Became the fifth University of South Alabama player to be selected in the first round of the draft.
- Was named a 2018 preseason first-team All-American by *Baseball America* (1 Baseball), the National Collegiate Baseball Writers Association, Perfect Game/Rawlings and College Sports Madness.
- Was also named to the USA Baseball Preseason Golden Spikes Watch List in 2018.
- Was voted as the 2018 Sun Belt Conference preseason Player of the Year, as well as a preseason All-Sun Belt Conference performer.
- Ranked fifth in the Sun Belt Conference in on-base percentage (.455), tied for fifth in home runs (13), tied for eighth in runs scored (57) and 10th in slugging (.526).
- Also earned a Sun Belt Conference first-team selection to the postseason team as an outfielder.
- Finished his career at South Alabama ranked tied for 10th in career hits (207) and home runs (28) and tied for 13th in RBI (125).
- Was a two-time first-team All-Sun Belt Conference selection, earned second-team All-American honors from the American Baseball Coaches Association and ABCA first-team All-South Central Regions in 2017.
- Appeared in 19 games for the USA Baseball Collegiate National team during the summer of 2017, where he ranked second on the team in hits (21) and on-base percentage (.449) and third in stolen bases (six) and batting average (.328).
- Was named a Louisville Slugger Freshman All-American by Collegiate Baseball in 2016.
- Was also named to the NCAA Tallahassee Regional All-Tournament team in 2016.


TRANSACTIONS

- Selected by PIT (1st round, 10th overall) in the 2018 First-Year Player Draft.

- 2019
- Entered the season ranked as Pittsburgh's No. 4 prospect by *Baseball America*.
 - Spent the entire season with High-A Bradenton, hitting .265 (121-for-457) with a career-high nine home runs and 40 RBI.
 - Had a seven-game hitting streak from 4/24 to 5/4, batting .414 (12-for-29) with three doubles during that stretch.
 - Was walked a career-high three times on 5/7 at Clearwater, also on 7/11 at Lakeland.
 - Drove in a career-high three runs on 6/2 at Tampa.
 - Hit .172 (16-for-93) in the month of June before turning it around in July by hitting .319 (30-for-94) with nine RBI and eight XBH.
 - Hit safely in a career-high 12 straight games from 6/29-7/10, batting .447 (21-for-47) with five XBH and six RBI.
 - Had a career-high four-hit game on 7/5 vs. Florida.
 - Named the Florida State League Player of the Week on 7/8 after batting .542 (14-for-23) with four multi-hit games during the previous week.
 - Named a FSL midseason All-Star after hitting .221 (49-for-222), slugging five home runs and recording five doubles before the break.
 - Second 12-game hit streak stretched from 8/11 (2) to 8/22 where he hit .422 (19-for-45) with six doubles, two home runs and seven RBI.
 - Launched two home runs on 8/17 at Lakeland for his first multi-homer game.
 - Batted .337 (33-for-98) in the month of August with seven doubles, two homers and 10 RBI.
 - Was named the FSL of the Week again on 8/19 after hitting .483 (14-for-29) with six XBH, seven RBI and five multi-hit games.
 - Named an MiLB.com Organization All-Star following the season after ranking among Pirates minor leaguers in walks (2nd, 57), runs scored (3rd, 79), stolen bases (4th, 23), hits (T-4th) and total bases (10th, 174).

- 2018
- Split the season between Short-Season A West Virginia and Single-A West Virginia, hitting a combined .239 (48-for-201) with 10 doubles, five home runs and 20 RBI in 52 games.
 - Went 3-for-4 with a double for his first professional hit on 6/23 vs. State College; also set a career high by scoring three runs.
 - Established a career high with two stolen bases on 7/1 at Batavia.
 - Hit .341 (14-for-41) against left-handed pitchers while with Short-Season A West Virginia, tallying six XBH and eight RBI.
 - Batted .357 (10-for-28) as the three-hole hitter in the Black Bears lineup.
 - Named to the New York-Penn League midseason All-Star team.
 - Assigned to Single-A West Virginia on 8/15 after hitting .288 (40-for-139) with four homers and 15 RBI in 36 Short-Season games.
 - Hit .129 (8-for-62) with the Power in 16 games, driving in five runs and registering three XBH.

AWARDS & HONORS																									
MiLB.com Organization All-Star (2019)					FSL Player of the Week (8/19/19, 7/8/19)					FSL All-Star (Mid, 2019)					NYP All-Star (Mid, 2018)										
CAREER BATTING STATS																									
YEAR	TEAM	LG	LVL	ORG	AVG	G	AB	R	H	2B	3B	HR	RBI	BB	IBB	SO	SB	CS	OBP	SLG	OPS	HBP	SAC	SF	GIDP
2018	WV Power	SAL	A	PIT	.129	16	62	6	8	1	1	1	5	7	0	18	0	0	.225	.226	.451	1	0	1	0
2018	WV Black Bears	NYP	A+	PIT	.288	36	139	22	40	9	1	4	15	15	2	40	9	3	.365	.453	.819	2	2	0	0
2019	Bradenton	FSL	A+	PIT	.265	121	457	79	121	20	3	9	40	57	0	116	23	8	.347	.381	.728	2	5	3	2
Minor League Totals					.257	173	658	107	169	30	5	14	60	79	2	174	32	11	.339	.381	.721	5	7	4	2



CHARLIE TILSON

OF

Born: 12/2/92 in Wilmette, Ill.
MLB Debut: 8/2/16 (CWS) @ DET
Height/Weight: 6-1/190
Twitter: @Tilson4

Opening Day Age: 27
ML Service: 2.020
Bats/Throws: L/L
Instagram: @tilson4

Acquired: Signed by PIT as a minor league free agent on 1/31/20
2020 Baseball America Ranking (PIT): N/A
2020 MLB Pipeline Ranking (PIT): N/A

Single-Game Bests/Misc.

Hits
 4 (6x)
 Last - 7/14/16 @ Albuquerque (AAA)

Home Runs
 2
 8/15/13 @ Wisconsin (A)

RBI
 4
 5/22/19 @ Houston (AL)

Runs
 5
 7/30/19 @ Norfolk (AAA)

Stolen Bases
 3
 5/21/15 vs. Tulsa (AA)

Walks
 3 (2x)
 Last - 4/24/18 @ Louisville (AAA)

Hit Streak
 18
 7/8-26/15 (AA)

Grand Slams
 1
 5/22/19 @ Houston (AL)

Multi-homer Games
 1
 8/15/13 @ Wisconsin (A)

PERSONAL

- Charlie Everett Tilson.
- Named the Illinois Gatorade Player of the Year as a senior after hitting 406 with 41 runs scored and 28 stolen bases for New Trier (Wilmette, Ill.) High School.
- Committed to play baseball at University of Illinois before being drafted.

TRANSACTIONS

- Selected by STL (2nd round, 79th overall) in the 2011 First-Year Player Draft.
- Had his contract first selected by STL on Nov. 19, 2015.
- Traded to CWS from STL on July 31, 2016 in exchange for LHP Zach Duke.
- Elected free agency on Oct. 4, 2019.
- Signed by PIT as a minor league free agent on Jan. 31, 2020.

2019

- Began the season with Triple-A Charlotte and hit .341 (30-for-88) with 10 XBH and 19 RBI in April.
- Hit safely in six consecutive games with three doubles and a triple to start the season.
- Struck out in 14 straight games from 4/13-28, after not striking out in the prior four.
- Hit .319 (36-for-113) at home with Charlotte, driving in 20 runs and launching three homers.
- Had his contract selected by Chicago (AL) on 5/6 and hit safely in six of his first seven MLB games of the season.
- Hit a grand slam off RHP Josh James for his first major league home run on 5/22 at Houston.
- Optioned to Charlotte on 7/19 after hitting .229 (33-for-144) in 54 games at the big-league level.
- Hit .254 (34-for-134) with eight XBH and 14 RBI for the remainder of the season at Charlotte.

2018

- Split the season between Charlotte and Chicago (AL), hitting a combined .250 (94-for-376) in 108 games.
- Committed only two errors in the outfield for Charlotte in 137 total chances through 563.1 innings.
- Was recalled by Chicago (AL) on 5/24 and hit .264 (28-for-106) through 41 games.
- Had a seven-game hitting streak from 6/10-16 and hit .391 (9-for-23) with three RBI.
- Hit much better against left-handers (.345 [19-for-55]) than right-handers (.219 [47-for-215]) at the Triple-A level.
- Went 4-for-9 with 11 RBI for Charlotte with the bases loaded.

2017

- Ranked as the White Sox's No. 17 prospect by *Baseball America* prior to the season.
- Spent the entire season on the disabled list with a stress reaction on his right foot.

2016

- Ranked as St. Louis' No. 13 prospect by *Baseball America* prior to the season.
- Spent the majority of the season with Triple-A Memphis and hit .282 (99-for-351) with 16 doubles, eight triples, four home runs and 34 RBI in 100 games.
- Notched two career-high tying four-hit games on 5/26 at Salt Lake and 7/14 at Albuquerque.
- Traded to Chicago (AL) from St. Louis on 7/31 in exchange for LHP Zach Duke.
- Made his major league debut on 8/2 at Detroit as the starting center fielder for Chicago (AL) and singled off Anibal Sanchez in his first at-bat.

2015

- Began the season ranked as St. Louis' No. 9 prospect by *Baseball America*.
- Spent the entire season with Double-A Springfield and hit .295 (159-for-539) in a career-high 134 games.
- Also stole a career-high 46 bases.
- Led all Cardinals farmhands in hits, run scored (85) and total bases (209); ranked in the top 10 in stolen bases (2nd), triples (3rd, nine) and average (9th).
- Reached base safely in 27 straight games from 6/27 (1)-7/26; logged a career-high 18-game hitting streak from 7/8-26, batting .347 (26-for-75) during the stretch.
- His hitting streak tied for the longest in the Texas League.

2014

- Ranked as the No. 12 prospect in the St. Louis organization by *Baseball America*.
- Split the season between High-A Palm Beach and Springfield, hitting .289 (147-for-509) and eclipsing the 100-strikeout mark for the only time in his career.
- Logged a 10-game hitting streak with Palm Beach from 4/4-15; hit .286 (14-for-49) with one home run and five RBI during that stretch.
- Was promoted to Double-A on 7/22 and hit .237 (33-for-139) with 17 RBI in 31 games.

2013

- Listed as St. Louis' No. 19 prospect by *Baseball America* prior to the start of the season.
- Spent most of the season with Single-A Peoria, hitting .303 (114-for-376) with 30 RBI.
- Hit his first professional home run on 5/1 vs. Lake County.
- Placed on the 7-day DL on 5/22, was activated on 5/31 but returned to the DL on 6/16.
- Had his first multi-homer game on 8/15 at Wisconsin.
- Ended the season with Palm Beach and hit .294 (10-for-34) in nine games.

2012

- Ranked as St. Louis' No. 15 prospect by *Baseball America* before the season.
- Suffered an injury prior to the season and did not play.

2011

- Hit .333 (9-for-27) in eight games for GCL Cardinals and Rookie-Advanced Johnson City.
- Notched his first professional hit with an RBI single vs. GCL Marlins on 8/21.

AWARDS & HONORS

TEX All-Star (Mid/Post, 2015)

FSL All-Star (Mid/Post, 2014)

CAREER BATTING STATS

YEAR	TEAM	LG	LVL	ORG	AVG	G	AB	R	H	2B	3B	HR	RBI	BB	IBB	SO	SB	CS	OBP	SLG	OPS	HBP	SAC	SF	GIDP								
2011	Johnson City	APP	R+	STL	.467	4	15	2	7	2	0	0	4	1	0	1	0	0	0	.500	.600	1.100	0	0	0	0							
2011	GCL Cardinals	GCL	R	STL	.167	4	12	2	2	0	0	0	1	2	0	3	1	0	.286	.167	.452	0	0	0	0								
2012									INJURY - DID NOT PLAY																								
2013	Peoria	MID	A	STL	.303	100	376	49	114	8	6	4	30	25	1	58	15	6	.349	.388	.737	2	7	1	4								
2013	Palm Beach	FSL	A+	STL	.294	9	34	1	10	1	1	0	0	5	1	6	0	0	.385	.382	.767	0	0	0	1								
2014	Springfield	TEX	AA	STL	.237	31	139	19	33	4	1	2	17	6	1	28	2	3	.269	.324	.593	0	0	0	1								
2014	Palm Beach	FSL	A+	STL	.308	89	370	54	114	8	8	5	36	24	1	76	10	7	.357	.414	.770	4	4	0	6								
2015	Springfield	TEX	AA	STL	.295	134	539	85	159	20	9	4	32	46	2	72	46	19	.351	.388	.739	2	4	3	2								
2016	CHICAGO	AL	MLB	CWS	.500	1	2	0	1	0	0	0	0	0	0	0	0	0	.500	.500	1.000	0	0	0	0								
2016	Memphis	PCL	AAA	STL	.282	100	351	53	99	16	8	4	34	33	0	51	15	3	.345	.407	.753	3	4	4	6								
2017									INJURY - DID NOT PLAY																								
2018	CHICAGO	AL	MLB	CWS	.264	41	106	7	28	1	1	0	11	10	0	20	2	3	.331	.292	.623	1	2	1	2								
2018	Charlotte	INT	AAA	CWS	.244	67	270	27	66	12	0	0	25	16	0	52	10	2	.288	.289	.577	1	4	1	2								
2019	CHICAGO	AL	AAA	CWS	.229	54	144	16	33	5	0	1	12	10	1	38	4	0	.293	.285	.578	3	0	0	1								
2019	Charlotte	INT	AAA	CWS	.288	61	236	36	69	9	4	3	34	19	2	72	46	9	.345	.398	.743	2	0	1	3								
	Major League Totals				.246	96	252	23	62	6	1	1	23	20	0	158	6	3	.310	.290	.600	4	2	1	3								
	Triple-A Totals				.272	228	857	116	233	41	10	7	93	68	0	546	29	8	.328	.368	.695	6	8	6	11								
	Minor League Totals				.287	599	2342	328	672	84	35	22	213	177	4	390	103	43	.339	.381	.720	14	23	10	25								



MITCHELL TOLMAN

INF

Born: 6/8/94 in Irvine, Calif.
MLB Debut: N/A
Height/Weight: 5-10/185
Twitter: @MitchellTolman

Opening Day Age: 25
ML Service: 0.000
Bats/Throws: L/R
Instagram: @mitchelltolman

Acquired: Selected by PIT in 7th round (217th overall) of the 2015 First-Year Player Draft
2020 Baseball America Ranking (PIT): N/A
2020 MLB Pipeline Ranking (PIT): N/A

Single-Game Bests/Misc.

Hits
 6/29/17 vs. Dnenedin (A+)

Home Runs
 2 (3x)
 Last - 8/21/19 (2) @ Toledo (AAA)

Runs
 5
 5/23/17 vs. St. Lucie (A+)

Runs
 4 (3x)
 Last - 5/4/17 vs. St. Lucie (A+)

Stolen Bases
 2 (4x)
 Last - 6/26/19 @ Richmond (AA)

Walks
 4 (2x)
 Last - 7/28/17 @ St. Lucie (A+)

Hit Streak
 12
 7/1-14/17 (A+)

Grand Slams
 N/A

Multi-homer Games
 3
 Last - 8/21/19 (2) @ Toledo (AAA)

PERSONAL

- Mitchell Ross Tolman.
- Started all 62 games as a junior in 2015 for the University of Oregon (Eugene) and hit .325 (75-for-231) with 20 doubles, two triples, three home runs, 42 RBI and 34 runs scored.
- Was named a second-team ABCA/Rawlings NCAA Division I All-West Region in a vote by the region's coaches in 2015.
- Holds Oregon's all-time records in doubles (47), RBI (128), OBP (.433) and multiple-RBI games (32).
- Also ranks second in walks, hits and HBP third in intentional walks, slugging percentage and multi-hit games, fourth in at-bats, games started, sixth in runs and eighth in triples.
- Was selected as a first-team All-PAC-12 in 2015 and a third-team pressman All-American by both Perfect Game and College Sports Madness.
- Was named to the Pac-12 All-Conference team as a sophomore in 2014 after batting .315 with two home runs, 49 RBI and 18 doubles while starting each of Oregon's 64 games at third base, first base or designated batter.
- Named a freshman All-American by Louisville Slugger in 2013.

TRANSACTIONS

- Selected by PIT (7th round, 217th overall) in the 2015 First-Year Player Draft.

2019

- Spent most of the season with Double-A Altoona, hitting .254 (102-for-401) in 116 games.
- Hit .385 (10-for-26) with five extra-base hits from 4/20-28.
- Went 4-for-4 with a double, RBI and two runs scored on 5/30 at Trenton.
- Hit safely in five consecutive games from 6/8 (2)-13, hitting .444 (8-for-18) with two doubles and two RBI during that stretch.
- Hit .306 (30-for-98) with four doubles, a home run and 10 RBI in June for his best offensive month of the season.
- Batted .275 (77-for-280) and stole nine bases in 82 games before the All-Star break.
- Led off for Altoona in 56 games with a .246 batting average (52-for-211) with 12 extra-base hits, 14 RBI and 30 walks.
- Was promoted to Indianapolis on 8/16 and notched his first Triple-A hit the same day in game two of a doubleheader vs. Lehigh Valley.
- Had his third career multi-homer game on 8/21 (2) at Toledo.
- Hit safely in four straight games from 8/19-22 with two multi-hit contests.
- Recorded 20 doubles for the third time in his professional career.
- Ranked among Pirates farmhands with 52 walks (3rd) and 63 runs scored (10th).
- Eclipsed the 100-strikeout mark for the first time in his career with 107.
- Played a career-high 128 games between Altoona and Indy.
- Recorded 959.0 innings at second base throughout the season and made a 16 errors.

2018

- Suspended 50 games by the office of MLB commissioner Rob Manfred on 2/10 for his second violation of the league's drug policies.
- Joined High-A Bradenton and went 4-for-5 with a double in his season debut on 6/3 vs. Charlotte.
- Had a career-high seven-game hitting streak from 7/8-16 and logged a .462 batting average (12-for-26) during that stretch.
- Also played his first career game at shortstop on 7/21 vs. Daytona, where he committed one error.
- Hit .385 (10-for-26) batting second in the lineup for Bradenton in seven games.
- Logged 54 games at second base and seven at third base, compiling 524.0 innings in total with eight errors.

2017

- Spent the majority of the season with Bradenton, hitting .267 (111-for-415) with 62 RBI.
- Began the season with three straight multi-hit games against Charlotte.
- Went 5-for-5 with a double and two RBI on 6/29 vs. Dnenedin.
- Had a career-high 12-game hitting streak from 7/1-14; hit .333 (17-for-51) with five doubles and nine RBI.
- Was walked a career-high tying four times on 7/28 at St. Lucie.
- Promoted to Altoona on 9/3 and went 2-for-9 with a double, home run and five RBI in three games.
- Ranked among Pirates minor leaguers in RBI (2nd, 67), walks (3rd, 58), runs scored (4th, 67), home runs (T-8th, 10) and hits (10th).

2016

- Spent the season with Single-A West Virginia and hit .265 (115-for-434) with 48 RBI in 119 games.
- Had his first four-hit game of the season on 4/18 vs. Kannapolis (also: 6/27 and 8/16 against Lexington).
- Hit his first professional home run on 4/23 at Lexington.
- Reached base safely in 28 straight games from 5/19-6/24, the second-longest streak in the South Atlantic League.
- Hit safely in 17-of-20 games from 5/29-6/24 with nine multi-hit contests and a .333 batting average (28-for-84).
- Named the SAL Player of the Week on 7/4 after having three multi-hit games, including a four-hit game the week prior.
- Hit .195 (16-for-82) in the month of July, but turned it around in August by hitting .283 (28-for-99).
- Recorded 29 multi-hit games during the season.
- Played all 119 games at second base, totaling 1045.0 innings and committing nine errors in 559 total chances.

2015

- Played the entire season with Short-Season A West Virginia, hitting .304 (68-for-224) with 20 XBH and 38 RBI.
- Went 2-for-4 with a single and double in his second professional game on 6/21 vs. Mahoning Valley.
- Had a seven-game hitting streak from 8/2-9; hit .519 (14-for-27) and recorded five multi-hit games.
- Hit .342 (38-for-111) while on the road in 31 games, driving in 16 runs with nine doubles and one triple.
- Saw success batting second in the lineup with a .483 average (14-for-29) in seven games.
- Ranked among Pirates farmhands in on-base percentage (3rd, .407), OPS (6th, .817) and batting average (8th).
- Committed a career-high 17 errors (six at 2B, 11 at 3B) in 551.1 innings combined.

AWARDS & HONORS

SAL Player of the Week (7/4/16)

CAREER BATTING STATS

YEAR	TEAM	LG	LVL	ORG	AVG	G	AB	R	H	2B	3B	HR	RBI	BB	IBB	SO	SB	CS	OBP	SLG	OPS	HBP	SAC	SF	GIDP
2015	WV Black Bears	NYP	A-	PIT	.304	63	224	32	68	16	4	0	23	33	0	38	2	7	.407	.411	.817	8	7	3	4
2016	WV Black Bears	SAL	A	PIT	.265	119	434	65	115	20	1	8	48	71	2	68	10	13	.370	.371	.741	6	5	8	5
2017	Altoona	EAS	AA	PIT	.222	3	9	1	2	1	0	1	5	0	0	2	0	0	.200	.667	.867	0	1	1	0
2017	Bradenton	FSL	A+	PIT	.267	115	415	66	111	19	3	9	62	58	3	85	14	5	.364	.393	.756	7	10	4	8
2018	Bradenton	FSL	A+	PIT	.250	68	240	28	60	16	1	2	17	37	0	77	7	3	.359	.350	.709	5	1	2	4
2019	Altoona	EAS	AA	PIT	.254	116	401	56	102	18	3	4	32	47	1	100	10	5	.340	.344	.684	6	4	2	3
2019	Indianapolis	INT	AAA	PIT	.273	12	33	7	9	2	1	2	4	5	0	7	0	0	.368	.576	.944	0	0	0	1
	Triple-A Totals				.273	12	33	7	9	2	1	2	4	5	0	7	0	0	.368	.576	.944	0	0	0	1
	Minor League Totals				.266	496	1756	255	467	92	13	26	191	251	6	377	43	33	.364	.378	.742	32	28	20	25



COLE TUCKER

INF

Born: 7/3/96 in Phoenix, Ariz.
MLB Debut: 4/20/19 (PIT) vs. SF
Height/Weight: 6-3/205
Twitter: @cotuck

Opening Day Age: 23
ML Service: 0.080
Bats/Throws: S/R
Instagram: @cotuck

Acquired: Selected by PIT in 1st round (24th overall) of the 2014 First-Year Player Draft
2020 Baseball America Ranking (PIT/Tools): N/A
2020 MLB Pipeline Ranking (PIT): N/A

Single-Game Bests/Misc.

Hits
 4 (4x)
 Last - 6/25/19 vs. Louisville (AAA)

Home Runs
 2 (2x)
 Last - 6/20/19 @ Buffalo (AAA)

RBI
 7
 5/12/17 vs. Palm Beach (A+)

Runs
 3 (10x)
 Last - 4/13/19 vs. Charlotte (AAA)

Stolen Bases
 4 (2x)
 Last - 5/5/17 vs. Dunedin (A+)

Walks
 4
 8/28/17 @ Richmond (AA)

Hit Streak
 13
 6/29-7/17/17 (A+)

Grand Slams
 1
 9/7/18 vs. Akron (AA - Playoffs)

Multi-homer Games
 2
 Last - 6/20/19 @ Buffalo (AAA)

PERSONAL

- Cole Bryson Tucker.
- Was committed to play baseball at the University of Arizona (Tucson) before signing with the Pirates.
- 2014 graduate of Mountain Pointe (Phoenix, Ariz.) High School, where he hit .404 with eight doubles, four triples, five home runs and 30 RBI in 27 games as a senior.
- Was named a West All-Region first-team and Perfect Game second-team All-American in 2014.
- Led the 18U USA National team to a 2013 World Cup.
- Was rated as the second-best high school player in Arizona by *Baseball America* prior to the 2014 draft.
- His father, Jackie, is a former minor league infielder in the St. Louis farm system (1984), who also played professionally in Europe and Canada.
- His mom, Erin, excelled at volleyball and track at the University of Arizona.

TRANSACTIONS

- Selected by PIT (1st round, 24th overall) in the 2014 First-Year Player Draft.
- Had his contract first selected by PIT on Nov. 20, 2018.

AWARDS & HONORS

AFL All-Prospect Team (2018)
 AFL Rising Stars (2018)
 AFL Darnell Stenson Sportsmanship Award (2018)
 MLB.com Organization All-Star (2018, 2017, 2015)
 FSL All-Star (Mid/Post, 2017)
 FSL Player of the Week (5/15/17)

2019

- Named the 6th-best prospect, "Fastest Baserunner" and "Best Athlete" in the Pirates minor league system by *Baseball America*; No. 5 prospect by MLB Pipeline.
- Hit the third leadoff home run of his career in the second game of the season at Columbus.
- Began the season with Indianapolis and hit .333 (19-for-57) through his first 13 games, six of which were multi-hit performances.
- Recalled by Pittsburgh on 4/20 and made his major league debut leading off as the starting shortstop.
- Homered off LHP Derek Holland the same day for his first major league hit.
- Hit .250 (9-for-36) with four extra-base hits in 10 April games with Pittsburgh; hit just .152 (10-for-66) with three extra-base hits in 24 May games.
- Hit .500 (7-for-14) in his final six games before being optioned to Indianapolis on 6/8.
- Recorded the second two-homer game of his career on 6/20 at Buffalo; also went back-to-back with Logan Hill in the ninth inning.
- Went 4-for-5 with two doubles on 6/25 vs. Louisville.
- Recalled by Pittsburgh on 8/16 and reached safely in two-of-three pinch-hit appearances before being sent back to Indy.
- Hit safely in eight of the nine remaining August games with three doubles and two triples.
- Earned a September call-up and hit .265 (9-for-34) with two doubles and three triples with Pittsburgh.

2018

- Named the 6th-best prospect and "Fastest Baserunner" in the Pirates minor league system by *Baseball America*.
- Spent the entire season with Double-A Altoona and hit .259 (134-for-517) with five homers, seven triples, 21 doubles, 44 RBI, 77 runs scored, 55 walks and 35 stolen bases in 133 contests.
- Batted .321 (18-for-56) through his first 15 games of the season from 4/5-23.
- Hit a season-high .278 (30-for-108) in July over 28 games and led the Eastern League and Pirates organization with 25 runs scored that month.
- Launched his first career grand slam in Game 3 of the Western Division Series on 9/7 vs. Akron, sparking the Curve to an 8-5 victory.

- His 35 stolen bases paced the Curve and Eastern League and also tied for the most in the Pirates organization (Alfredo Reyes), finished as the fourth-highest single-season SB total in Curve history.
- Led the league in games played, had the second-most at-bats, was fourth in runs scored and fifth in hits.
- Led all Eastern League shortstops with a .973 fielding percentage; made 131 starts at short.
- Played for Surprise in the Arizona Fall League, where he hit .370 (30-for-81) with an .899 OPS.
- Named an AFL Rising Star, was on the All-Prospect Team and won the AFL's Darnell Stenson Sportsmanship Award.

2017

- Named the 8th-best Pirates prospect by *Baseball America*.
- Split the season between High-A Bradenton and Altoona, batting .275 (122-for-444) with career highs in stolen bases (47), home runs (6), triples (11), RBI (50) and OPS (.766) in 110 games.
- Named FSL Player of the Week on 5/15 after a week with 10 hits (7 XBH) and seven RBI in four games.
- Drove in a career-high seven RBI on 5/12 with a double, triple and two homers vs. Palm Beach; his seven RBI also tied a Bradenton team record (Jeremy Farrell, 2010).
- Produced the first month in his career with 20-plus RBI, registering 21 with Bradenton in May.
- Had a career-best 13-game hit streak from 6/29-7/17.
- Led all Pirates' farmhands in SB, easily besting the second-highest mark (27, Ke'Bryan Hayes); his 47 thefts ranked first in the Florida State League, seventh in all of MiLB and were the most by a Pirates farmhand since Pedro Powell (67, 2007).
- Batted .283 (106-for-375) with 45 walks, 32 extra-base hits and 65 runs scored from the leadoff spot.
- Went 3-for-5 with two doubles in Game 1 of the Western Division Series on 9/7 at Bowie.

2016

- Ranked as Pittsburgh's No. 7 prospect by *Baseball America*.
- Split the season between Single-A West Virginia, where he hit .262 (16-for-61) in 15 games, and Bradenton, where he batted .238 (64-for-269) in 65 games.
- Went 4-for-5 on 6/27 vs. Fort Myers (2 R, 2 RBI).
- Batted .385 (5-for-13) with seven RBI and a single streakout with the bases loaded.
- Led Bradenton's shortstops in innings (532.1), putouts (86), assists (199) and double plays (39) while committing 11 errors in 298 total chances.
- Appeared in five of Bradenton's six postseason games; knocked a hit in three of them on the way to a Florida State League Championship with the club.

2015

- Ranked as the Pirates' No. 8 prospect by *Baseball America*.
- Spent the entire season with Single-A West Virginia and produced a career-best .293 average (88-for-300) with 25 stolen bases.
- Put together two double-digit hit streaks during the regular season (11, 4/16-5/2; 12, 6/4-28).
- Batted leadoff all year, posting a .348 average (24-for-69), three doubles, two triples and four walks in the first inning.
- Stole multiple bases in four games, stealing a season-high three bags on 5/18 at Hickory.
- Hit over .300 in two months of the season: June (.311, 19-for-61) and July (.325, 27-for-83).
- Placed on DL on 8/9 after tearing his labrum, requiring surgery on 8/25 and ending his season early.

2014

- Played in 64 games for the GCL Pirates and hit .267 (48-for-180); contributed 52 total runs (13 RBI, 39 R).
- Ranked second in the GCL in runs scored and recorded a league-high eight sacrifice bunts.

CAREER BATTING STATS

YEAR	TEAM	LG	LVL	ORG	AVG	G	AB	R	H	2B	3B	HR	RBI	BB	IBB	SO	SB	CS	OBP	SLG	OPS	HBP	SAC	SF	GIDP
2014	GCL Pirates	R	PIT	PIT	.267	48	180	39	48	6	2	2	13	25	0	38	13	5	.368	.556	.724	3	8	0	2
2015	WV Power	SAL	A	PIT	.293	73	300	46	88	13	5	2	25	16	0	49	25	6	.322	.377	.699	0	6	7	4
2016	WV Power	SAL	A	PIT	.262	15	61	9	16	4	2	1	2	4	0	9	1	1	.308	.443	.750	0	2	0	1
2016	Bradenton	FSL	A+	PIT	.238	65	269	36	64	12	1	1	25	29	0	62	5	6	.312	.301	.613	0	6	0	3
2017	Altoona	EAS	AA	PIT	.257	42	167	25	43	4	2	1	18	21	2	31	11	3	.349	.377	.726	3	2	1	1
2017	Bradenton	FSL	A+	PIT	.285	68	277	46	79	11	5	4	32	34	0	70	36	12	.364	.426	.790	1	3	1	4
2018	Altoona	EAS	AA	PIT	.259	33	517	77	134	21	7	5	44	55	2	104	39	12	.333	.356	.689	6	3	8	7
2019	PITTSBURGH	ML	MLB	PIT	.211	56	147	16	31	10	3	2	13	10	1	40	0	0	.266	.361	.626	1	3	0	2
2019	Indianapolis	INT	AAA	PIT	.261	77	310	51	81	15	4	8	28	38	1	73	11	3	.346	.413	.759	2	3	0	6
2019	Major League Totals				.211	56	147	16	31	10	3	2	13	10	1	40	0	0	.266	.361	.626	1	3	0	2
2019	Triple-A Totals				.261	77	310	51	81	15	4	8	28	38	1	73	11	3	.346	.413	.759	2	3	0	6
2019	Major League Totals				.266	521	2081	329	553	90	30	25	187	223	5	436	137	48	.339	.374	.712	15	33	17	28



NIK TURLEY

LHP

Born: 9/11/89 in La Canada, Calif.
MLB Debut: 6/11/17 (MIN) @ SF
Height/Weight: 6-4/235
Twitter: @nturley108

Opening Day Age: 30
ML Service: 0.143
Bats/Throws: L/L
Instagram: N/A

Acquired: Claimed off waivers by PIT from MIN on 11/6/17
2020 Baseball America Ranking (PIT): N/A
2020 MLB Pipeline Ranking (PIT): N/A

Single-Game Bests/Misc.

Complete Games

3
 Last - 4/25/17 (2) vs. Tennessee (AA)

Shutouts

1
 7/23/12 (2) vs. Lakeland (A+)

Innings (Start)

8.0
 4/27/12 @ Brevard County (A+)

Innings (Relief)

5.0 (2x)
 Last - 7/4/17 vs. Pawtucket (AAA)

Hits Allowed

11
 7/25/15 @ Albuquerque (AAA)

Earned Runs Allowed

8 (2x)
 Last - 6/16/17 vs. Cleveland (AL)

Home Runs Allowed

2 (13x)
 Last - 6/22/17 vs. Chicago (AL)

Strikeouts

15
 6/6/17 vs. Scranton/Wilkes-Barre (AAA)

10+ Strikeout Games

4
 Last - 7/14/17 vs. Charlotte (AAA)

Walks

6 (4x)
 Last - 7/2/14 (2) @ Buffalo (AAA)

Winning Streak

6
 6/25-8/7/12 (A+)

Losing Streak

3 (3x)
 Last - 6/2-14/13 (AA)

PERSONAL

- Nikolas Carlie Turley, wife's name is Rachel and has three children; sons Dane (5) and Beau (2), and daughter Brooke (3).
- 2008 graduate of Harvard-Westlake (Studio City, Calif.) HS.

TRANSACTIONS

- Selected by NYY (50th round, 1502nd overall) in the 2008 First-Year Player Draft.
- Had his contract first selected by NYY on Nov. 20, 2012.
- Released by NYY on Dec. 22, 2014.
- Re-signed by NYY as a minor league free agent on May 5, 2014.
- Elected free agency on Nov. 4, 2014.
- Signed by SF as a minor league free agent on Dec. 3, 2014.
- Elected free agency on Nov. 6, 2015.
- Signed by CWS as a minor league free agent on Nov. 24, 2015.
- Released by CWS on March 28, 2016.
- Signed by BOS as a minor league free agent on April 3, 2016.
- Released by BOS on July 14, 2016.
- Signed by MIN as a minor league free agent on Oct. 2, 2017.
- Claimed off waivers by PIT from MIN on Nov. 6, 2017.

2019

- Spent the entire season on the injured list with a left elbow injury.

2018

- Suspended by MLB for 80 games without pay on 1/27 after testing positive for a performance-enhancing substance.
- Outrighted to Indianapolis on 10/4.

2017

- Appeared in the minors with Double-A Chattanooga and Triple-A Rochester, going 5-5 with a 2.05 ERA (21er/92.0ip).
- Eclipsed the 100-K mark for the third time in his career (124k).
- Struck out a career-high 15 batters on 6/6 vs. Scranton/WB (6.0ip, 4h, 0r, 2bb).
- Made his MLB debut with Minnesota on 6/11 at San Francisco (4.0ip, 8h, 4er, 0bb, 4k).
- Fared better as a reliever (5.40 ERA, 5er/8.1ip) than he did as a starter (16.39 ERA, 17er/9.1ip) for Minnesota.

2016

- Pitched in 20 games for Double-A Portland and went 1-2 with a 4.29 ERA (17er/35.2ip).
- Struck out at least one batter in 16 games, including a season-high eight strikeouts on 6/26 vs. Reading.
- Released by Boston on 7/14.

2015

- Spent 19 games with Triple-A Sacramento (7-8, 4.56 ERA [52er/102.2ip]) and one game with High-A San Jose (1-0, 1.50 ERA [1er/6.0ip]) in his only season in San Francisco's system.
- Placed on DL following his first appearance on 4/13; reactivated on 5/25.
- Yielded just a .160 batting average (12-for-75) to opposing lefties.
- Set a career high with 15 wild pitches between both clubs.

2014

- Began the season on the DL and got released by the Yankees before they re-signed him.
- Spent 13 games with Triple-A Scranton/WB, going 5-3 and posting a 4.62 ERA (31er/60.1ip).
- Earned all five wins in his final eight appearances.
- Made his only relief appearance and got the win on 7/23 at Gwinnett (4.0ip, 4h, 3er, 1hr, 4bb, 5k).

2013

- Named the Yankees' 14th-best prospect by *Baseball America*.
- Pitched in 27 games with Double-A Trenton (11-8, 3.88 ERA [60er/139.0ip]) and one with Scranton/WB (0-0, 1.50 ERA [1er/6.0ip]).
- Tossed 20-plus strikeouts in every full month of the season, adding into his career-best 141 strikeouts.

2012

- Rated the No. 27 Yankees' prospect by *Baseball America*.
- Appeared primarily with High-A Tampa, going 9-5 with a 2.89 ERA (36er/112.0ip) in 23 games (21 starts).
- Pitched a complete game shutout on 7/23 vs. Lakeland (7.0ip, 2h, 1bb, 9k).
- Allowed a .203 opposing average (37-for-182) and just nine extra-base hits with 51 strikeouts with runners on.
- Pitched once for Trenton and got the victory (5.0ip, 8h, 3er, 1bb, 1k).

2011

- Made 15 starts with Single-A Charleston (4-6, 2.51 ERA [23er/82.1ip]) and two with Tampa (0-0, 6.14 ERA [5er/7.1ip]).
- Struck out 30 batters in May.
- Placed on DL on 7/14 and missed the remainder of the season due to injury.

2010

- Appeared in 15 total games between the GCL Yankees and Short-Season A Staten Island and went 4-6 with a 3.86 ERA (31er/72.1ip).
- Tossed the first complete game of his career on 9/2 at Hudson Valley (L, 6.0ip, 3h, 1er, 5bb, 2k).

2009

- Spent the season with the GCL Yankees, compiling a 2-3 record and a 2.82 ERA (17er/54.1ip) with 46 strikeouts.
- Made two quality starts: 8/11 vs. GCL Tigers (ND, 6.0ip, 3h, 0er, 1bb, 4k) and 8/28 vs. GCL Blue Jays (W, 6.0ip, 0h, 0er, 1bb, 3k).
- Held opposing batters to a .192 average (10-for-52) with RISP.

2008

- Appeared in four games for the GCL Yankees, going 2-1 with a 1.13 ERA (1er/8.0ip) and no walks.
- Made his lone start of the year on 8/15 at GCL Braves (L, 1.1ip, 2h, 1er, 0bb, 2k).
- Ended the season with consecutive wins on 8/20 and 8/27.

AWARDS & HONORS

INT Pitcher of the Week (6/12/17)

MLB.com Organization All-Star (2013)

EAS All-Star (Mid, 2013)

FSL All-Star (Post, 2012)

CAREER PITCHING STATS

YEAR	TEAM	LG	LVL	ORG	W-L	ERA	G-6S	CG	SHO	SV-SVO	IP	H	R	ER	HR	HB	BB-IBB	SO	WHIP	AVG	AB	
2008	GCL Yankees	GCL	R	NY	2-1	1.13	4-1	0	0	0	8.0	6	1	1	0	1	0	13	0.75	.207	29	
2009	GCL Yankees	GCL	R	NY	2-3	2.82	11-10	0	0	0	54.1	45	21	17	0	1	6	23	1.25	.278	197	
2010	GCL Yankees	GCL	R	NY	0-2	0.84	3-2	0	0	0	10.2	11	7	1	0	0	2	9	1.22	.239	46	
2010	Staten Island	NYP	A-	NY	4-4	4.38	12-12	1	0	0	61.2	57	36	30	0	2	29	0	1.39	.259	220	
2011	Charleston	SAL	A	NY	4-6	2.51	15-15	0	0	0	82.1	70	32	23	8	8	21	0	1.64	.222	312	
2011	Tampa	FSL	A+	NY	0-0	1.50	1-1	0	0	0	7.1	11	8	3	0	0	1	1	1.64	.344	32	
2012	Trenton	EAS	AA	NY	1-0	5.40	1-1	0	0	0	5.0	8	3	3	0	0	1	1	0	1.80	.381	21
2012	Tampa	FSL	A+	NY	9-5	2.89	29-21	1	1	0	112.0	97	38	36	7	1	9	44	0	1.16	.226	413
2013	Trenton	EAS	AA	NY	11-8	3.88	27-26	0	0	0	139.0	119	69	60	11	16	73	0	1.37	.230	517	
2013	Scranton/WB	INT	AAA	NY	0-0	1.50	1-1	0	0	0	6.0	2	1	1	0	0	0	0	0.83	.166	16	
2014	Scranton/WB	INT	AAA	NY	5-3	4.62	13-12	0	0	0	60.1	55	36	31	8	9	43	0	1.46	.246	224	
2014	GCL Yankees	GCL	R	NY	0-0	1.33	1-1	0	0	0	4.2	4	3	1	0	0	2	0	1.29	.235	17	
2015	San Jose	CAL	A+	SF	1-0	1.50	1-1	0	0	0	6.0	2	1	1	0	0	2	0	0.67	.100	20	
2015	Sacramento	FSL	A+	NY	7-8	4.66	19-19	0	0	0	102.2	93	64	52	15	1	48	0	1.37	.243	383	
2016	Portland	EAS	AA	SF	1-2	4.29	20-20	0	0	2-3	35.2	26	20	17	3	0	1	28	0	1.48	.251	129
2017	MINNESOTA	AL	MLB	MIN	0-2	11.21	10-3	0	0	0	17.2	30	22	22	5	2	7	1	1.35	.215	395	
2017	Chattanooga	SOU	AA	MIN	0-1	0.37	5-3	1	0	0	24.1	6	2	1	0	1	7	0	0.53	.078	77	
2017	Rochester	INT	AAA	MIN	5-4	2.66	16-10	0	0	0	67.2	58	24	20	4	2	22	0	1.18	.236	246	
2018																						
2019																						
SUSPENDED - DID NOT PITCH																						
INJURED - DID NOT PITCH																						
Major League Totals					0-2	11-21	19-3	0	0	0-1	17.2	30	22	22	5	2	8	1	1.3	2.15	395	76
Triple-A Totals					17-15	3.95	51-42	0	0	0-0	238.2	208	125	104	27	12	116	0	212	1.37	239	891
Minor League Totals					52-47	3.43	176-139	3	1	2-3	787.2	670	365	300	58	60	349	0	769	1.29	231	2902



CAM VIEUX

LHP

Born: 12/5/93 in Novi, Mich.
MLB Debut: N/A
Height/Weight: 6-3/210
Twitter: @CVieux

Opening Day Age: 26
ML Service: 0.000
Bats/Throws: L/L
Instagram: @cammyboyyy

Acquired: Selected by PIT in 6th round (195th overall) of the 2016 First-Year Player Draft
2020 Baseball America Ranking (PIT): N/A
2020 MLB Pipeline Ranking (PIT): N/A

Single-Game Bests/Misc.

Complete Games

N/A

Shutouts

N/A

Innings (Start)

7.1

8/29/19 vs. Akron (AA)

Innings (Relief)

N/A

Hits Allowed

11 (2x)

Last - 8/7/17 @ Lakeland (A+)

Earned Runs Allowed

7

7/31/18 @ Harrisburg (AA)

Home Runs Allowed

3 (2x)

Last - 7/26/19 @ Rochester (AAA)

Strikeouts

10 (2x)

Last - 8/29/19 vs. Akron (AA)

10+ Strikeout Games

2

Last - 8/29/19 vs. Akron (AA)

Walks

5 (3x)

Last - 6/12/19 vs. Buffalo (AAA)

Winning Streak

4

6/27-7/19/18 (AA)

Losing Streak

5

8/1-31/17 (A+)

PERSONAL

- Cameron Scott Vieux.
- Attended Michigan State (East Lansing) University for three years (2014-16) and as a redshirt junior, went 7-4 with a 2.28 ERA (22er/87.0ip) and 77 strikeouts in 15 games (14 starts).
- Was an All-Big Ten Freshman selection in 2014 while winning the Steve Garvey Award as the most improved player.
- 2013 graduate of Walied Lake Western (Mich.) High School.

TRANSACTIONS

- Selected by DET (19th round, 580th overall) in the 2015 First-Year Player Draft but did not sign.
- Selected by PIT (6th round, 195th overall) in the 2016 First-Year Player Draft.

2019

- Began the season with Double-A Altoona and went 2-3 with a 2.86 ERA (16er/50.1ip) and 37 strikeouts in nine starts through 5/22.
- Notched his first 10-strikeout game on 5/22 at New Hampshire but took the loss (6.0ip, 8h, 2er).
- Earned the win in his Triple-A debut on 5/27 at Columbus (5.0ip, 3h, 2er, 5bb, 5k).
- His five walks on 5/27 set a new career high; tied that mark in back-to-back starts on 6/6 and 6/12.
- Tossed at least 5.0 innings in his first five Triple-A starts; allowed less than two earned runs in four of them.
- Had a 3.89 ERA (15er/34.2ip) on the road in the IL vs. a 6.51 ERA (20er/27.2ip) at Victory Field; flipped that record in Double-A, compiling a 1.43 ERA (7er/44.0ip) at home vs. a 3.31 ERA (12er/32.2ip) on the road.
- Ended the season with Altoona and went 2-1 with a 1.03 ERA (3er/26.1ip) in his final four starts.
- Threw a career-high 7.1 two-hit innings on 8/29 vs. Akron with a season- and career-high tying 10 strikeouts to earn the win.
- Went 5-4 in 11 quality starts between Altoona and Indy, four of which were 7.0-or-more innings.
- Made a career-high 26 starts and allowed a career-high 21 home runs between both levels.

2018

- Split the season between High-A Bradenton and Altoona, compiling a 13-6 record, 3.68 ERA (59er/144.1ip) and 124 strikeouts in 25 starts.
- Began the campaign with the Marauders, where he went 4-1 with a 3.81 ERA (24er/56.2ip) and 52 punchouts in 10 starts.
- Struck out a season-high nine batters on 5/25 vs. Jupiter (6.2ip, 5h, 2r, 2er, 1hr, 1hb, 3bb).
- Lasted 5.0-plus innings in nine of his 10 outings for Bradenton, going 4-0 in those contests.
- Transferred to the Curve on 6/6 and posted a 9-5 record and 3.59 ERA (35er/87.2ip) in 15 starts.
- Won his Double-A debut on 6/8 vs. Hartford (7.0ip, 3h, 1r, 1er, 0bb, 7k).
- Went 4-1 with a 2.25 ERA (8er/32.0ip) in five June starts (one with Bradenton, four with Altoona).
- Earned the win in a career-high four consecutive decisions spanning five starts from 6/27-7/19, tallying a 3.34 ERA (11er/29.2ip).
- Started Game 1 of the Eastern League Western Division Series on 9/5 at Akron (L, 5.0ip, 4r, 3er).
- Allowed two ER or less in nine of 15 regular-season starts and was named Altoona's Pitcher of the Year.
- With the Curve, went 7-1 with a 2.47 ERA (14er/51.0ip) in eight home starts and 2-4 with a 5.15 ERA (21er/36.2ip) in seven road starts.
- Ranked among Pirates farmhands in wins (T-1st), strikeouts (3rd), innings pitched (5th) and ERA (8th).

2017

- Made 24 starts between Single-A West Virginia and Bradenton, combining for a 5-10 record, 3.82 ERA (60er/141.1ip) and 81 strikeouts.
- Opened the season with the Power, where he registered a 2-3 record and 2.73 ERA (19er/62.2ip) in 11 starts.
- Through his first seven starts of the season from 4/10-5/19, he went 2-0 with a 1.38 ERA (6er/39.0ip); allowed one ER or less in each outing.
- His 1.38 ERA during that stretch paced the South Atlantic League, was the sixth-best mark in Single-A and ranked 14th among all MLB qualifiers.
- Placed on the 7-day DL on 5/14 (retro to 5/11) with left forearm tightness; reinstated on 5/19.
- Named as a SAL midseason All-Star but did not make an appearance in the 3-3, rain-shortened tie.
- Transferred to Bradenton on 6/22 and went 3-7 with a 4.69 ERA (41er/78.2ip) in 13 Florida State League starts.
- Fired 6.0 scoreless innings in his Marauders debut on 6/23 at Lakeland (5h, 1hb, 2bb, 2k).
- Struck out a season-high eight batters on 7/27 at St. Lucie (6.0ip, 3h, 1r, 1er, 3bb).
- Lost a career-high five straight decisions from 8/1-31 (6.25 ERA, 25er/36.0ip).

2016

- Spent his first professional season with Short-Season A West Virginia and owned a 2-2 record, 3.33 ERA (25er/67.2ip) and 52 strikeouts in 14 starts.
- Earned his first career win on 8/7 vs. Wilmington (6.0ip, 6h, 1r, 1er, 0bb, 5k).
- Recorded nine strikeouts on 8/26 at Mahoning Valley (ND, 6.0ip, 6h, 1r, 1er, 1hb, 1bb).
- Allowed two ER or less in 10 of his 14 outings.

AWARDS & HONORS

Altoona Pitcher of the Year (2018)

SAL All-Star (Mid, 2017)

CAREER PITCHING STATS

YEAR	TEAM	LG	LVL	ORG	W-L	IP	G	GS	CG	SHO	SV-SVO	IP	H	R	ER	HR	BB	BB-IBB	SO	WHIP	AVG	AB
2016	WV Black Bears	NYP	A-	WV	2-2	3.33	14-14	0	0	0	0	67.2	63	30	25	2	5	21-0	52	1.24	.246	256
2017	WV Power	SAL	A	WV	2-3	2.73	11-11	0	0	0	0	62.2	61	20	19	1	3	13-0	33	1.18	.272	224
2017	Bradenton	FLA	A+	BRD	3-7	4.69	13-13	0	0	0	0	78.2	89	44	41	8	5	23-0	48	1.42	.286	311
2018	Altoona	EAS	AA	ALT	4-5	3.49	15-15	0	0	0	0	87.2	79	35	35	10	1	17-0	72	1.10	.242	327
2018	Bradenton	FLA	A+	BRD	4-1	3.61	11-10	0	0	0	0	54.2	54	26	24	9	6	15-0	42	1.27	.251	215
2019	Altoona	EAS	AA	ALT	4-4	2.23	13-13	0	0	0	0	76.2	54	20	19	6	2	29-1	59	1.08	.201	269
2019	Indianapolis	INT	AAA	IND	4-2	5.05	13-13	0	0	0	0	62.1	63	35	35	15	4	29-0	61	1.48	.260	242
2019	Triple-A Totals				4-2	5.05	13-13	0	0	0	0	62.1	63	35	35	15	4	29-0	61	1.48	.260	242
	Minor League Totals				28-24	3.62	89-89	0	0	0	0	492.1	463	210	198	51	26	150-1	377	1.25	.251	1844



BRANDON WADDELL

LHP

Born: 6/3/94 in Houston, Texas
MLB Debut: N/A
Height/Weight: 6-1/185
Twitter: @BWaddell20

Opening Day Age: 25
MLB Service: 0.000
Bats/Throws: L/L
Instagram: @bwaddell20

Acquired: Selected by PIT in 5th round (157th overall) of the 2015 First-Year Player Draft
2020 Baseball America Ranking (PIT/Tools): N/A
2020 MLB Pipeline Ranking (PIT): N/A

Single-Game Bests/Misc.

Complete Games

N/A

Shutouts

N/A

Innings (Start)

8.2

5/8/18 vs. Bowie (AA)

Innings (Relief)

3.2

8/14/16 vs. Reading (AA)

Hits Allowed

10 (2x)

Last - 6/8/16 @ Erie (AA)

Earned Runs Allowed

7 (3x)

Last - 8/9/19 @ Durham (AA)

Home Runs Allowed

3 (2x)

Last - 8/29/19 vs. Toledo (AAA)

Strikeouts

9

7/13/18 vs. Toledo (AAA)

10+ Strikeout Games

N/A

Walks

7

6/18/16 vs. Hartford (AA)

Winning Streak

4

4/13-29/16 (A+)

Losing Streak

4 (2x)

Last - 7/24-8/27/18 (AAA)

PERSONAL

- Brandon David Waddell.
- Pitched three years (2013-15) at the University of Virginia (Charlottesville) and won a NCAA National Championship with the Cavaliers his junior season.
- Went 5-5 with a 3.93 ERA (48er/110.0ip) in 19 starts as a junior and was the winning pitcher for the third and deciding game of the College World Series vs. Vanderbilt after allowing two runs in 7.0 innings of work.
- Holds program records in career starts with 53 and was 39-14 for his career.
- 2012 graduate of Clear Lake (Houston, Texas) High School, where he was an All-District first baseman as a senior.
- Was a member of the school's National Honor Society.

TRANSACTIONS

- Selected by PIT (5th round, 157th overall) in the 2015 First-Year Player Draft.

2019

- Tabbed with "Best Changeup" in Pittsburgh's system by *Baseball America*.
- Began the season as a reliever with Indianapolis and went 1-2 with an 8.70 ERA (29er/30.0ip) and 37 strikeouts in 21 appearances.
- Transferred to Double-A Altoona on 6/18 in order to be stretched back into a starting role.
- Compiled a 2.23 ERA (9er/36.1ip) and 42 strikeouts in seven starts with Altoona while holding opponents to a .525 OPS.
- Had three scoreless 6.0-inning starts in four appearances; earned wins in all of them.
- Transferred to Indianapolis on 7/23 and lost three straight starts with a 12.79 ERA (18er/12.2ip).
- Tossed two quality starts on 8/14 and 8/24 with a combined one run and seven hits allowed.
- International League opponents hit .323 (40-for-124) against him as a starter vs. .284 (38-for-134) as a reliever.

2018

- Entered season ranked as Pittsburgh's No. 19 prospect by *Baseball America*; same publication listed him as having the "Best Changeup" among Pirates farmhands.
- Opened the season with Altoona and went 2-1 with a 2.68 ERA (16er/53.2ip), 43 strikeouts, 206 average against and 1.08 WHIP in nine games (eight starts).
- Had a 1.88 ERA (5er/24.0ip) in four April starts, the ninth-lowest mark in the Eastern League.
- Was one strike away from throwing a complete-game shutout on 5/8 vs. Bowie before allowing a two-out RBI single to former Pirates farmhand Anderson Feliz in the ninth inning; departed with a career-high 8.2 innings en route to his first win of the season.
- At the time of his 5/30 promotion to Indy, he ranked among EAS leaders in batting average against (5th), ERA (6th), WHIP (T-6th) and innings pitched (T-10th).
- Went 5-8 with a 4.19 ERA (38er/81.2ip) and 60 punchouts in 19 games (15 starts) for Indianapolis.
- Earned his first win with the Tribe on 6/5 at Rochester (5.2ip, 4h, 0r, 2bb, 5k).
- In eight games (four starts) from 5/30-6/29 with Indy, went 2-4 with a 7.84 ERA (18er/20.2ip) while opponents had a .911 OPS against him.
- In his final 11 starts from Indy from 7/4-9/1, owned a 3-4 record, 2.95 ERA (20er/60.1ip) and 46 strikeouts while opponents had a .710 OPS against him.
- Recorded consecutive 7.0-inning performances on 7/4 vs. Louisville (9h, 2r, 2er, 2bb, 3k) and 7/13 vs. Toledo (2h, 0r, 1bb, 9k), leading to him being named IL Pitcher of the Week.
- Established a new career high for strikeouts (9) on 7/13.
- Lost a career-high tying four straight decisions from 7/24-8/27, despite having two earned runs or less in five of the seven starts during that span.
- Tied for sixth among Pirates farmhands in ERA (3.59).

2017

- Entered season ranked as Pittsburgh's No. 17 prospect by *Baseball America*; same publication listed him as having the "Best Changeup" among Pirates farmhands.
- Went 5-3 with a 3.12 ERA (27er/78.0ip) in 18 games (17 starts) across three minor league levels.
- Opened the season with Altoona but hit the DL with a left forearm strain after one start.
- Was activated from the DL on 5/4 and threw 3.0 hitless innings (0r, 1bb, 6k) that night at Akron.
- Tossed five more starts for the Curve before again going on the DL with a left forearm strain on 6/8.
- Began a minor league rehab with GCL Pirates on 7/14 and tossed 3.0 shutout innings at GCL Yankees; transferred to Short-Season A West Virginia, and had a 1.00 ERA (1er/9.0ip) and 11 strikeouts in two starts.
- Rejoined Altoona on 7/31 and posted a 3-1 record in seven starts down the stretch, helping the Curve win the EAS Western Division.
- On 8/21 at Hartford, he fired a scoreless start in a 2-0 victory (6.0ip, 4h, 0r, 0bb, 4k).
- Started Game 1 of the EAS Championship Series at Trenton and pitched the Curve to a 2-1 win (6.0ip, 5h, 0r, 0bb, 6k).
- Won a title with Altoona after the Curve swept Trenton, 3-0.
- Pitched for Glendale in the Arizona Fall League and went 1-0 with a 2.57 ERA (4er/14.0ip) and 15 strikeouts in nine games (one start).

2016

- Split the season between High-A Bradenton and Altoona, going 11-9 with a 3.49 ERA (57er/147.0ip) and 120 strikeouts in 27 games (25 starts).
- Went 4-0 with a 0.93 ERA (3er/29.0ip) and 26 strikeouts against just two walks in five starts for the Marauders.
- Florida State League hitters batted a meager .133 against him (13-for-98).
- Was named the FSL Pitcher of the Week on 5/2 after allowing one earned run in two wins, as well as MiLB.com's FSL April Player of the Month after recording four straight wins and 26 punchouts.
- Won seven consecutive games between Bradenton and Altoona from 4/13-5/15; during that stretch he registered a 1.50 ERA and struck out 34 batters.
- Named EAS Pitcher of the Week on 6/27 after notching an eight-strikeout performance (7.0ip).
- Honored as an MiLB.com Organization All-Star following the season.

2015

- Made six starts for Short-Season A West Virginia, going 1-1 with a 5.75 ERA (13er/20.1ip).
- Made his professional debut on 8/9 at Williamsport (3.0ip, 3h, 1r, 1er, 1bb, 4k).
- Earned his first pro win on 9/5 at Mahoning Valley (5.0ip, 4h, 1r, 1er, 1bb, 4k).

AWARDS & HONORS


MiLB.com Organization All-Star (2018, 2016)
INT Pitcher of the Week (7/16/18)

EAS Pitcher of the Week (6/27/16)
FSL Pitcher of the Week (5/2/16)

MiLB.com FSL Player of the Month (4/2016)

CAREER PITCHING STATS

YEAR	TEAM	LG	LVL	ORG	W-L	ERA	G-S	CG	SHO	SV-SVO	IP	H	R	ER	HR	HB	BB-IBB	SO	WHIP	AVG	AB
2015	WV Black Bears	NYP	A-	PIT	1-1	5.75	6-6	0	0	0-0	20.1	24	14	13	0	0	7-0	18	1.52	.276	87
2016	Altoona	EAS	A	PIT	7-9	4.12	22-20	0	0	0-0	118.0	122	60	54	9	7	61-1	94	1.55	.271	451
2016	Bradenton	FSL	A+	PIT	4-0	0.93	5-5	0	0	0-0	29.0	13	3	3	1	0	2-0	26	0.52	.133	98
2017	Altoona	EAS	A	PIT	3-3	3.55	15-15	0	0	0-0	66.0	60	28	26	3	4	27-0	56	1.32	.240	250
2017	GCL Pirates	GCL	R	PIT	1-0	0.00	1-1	0	0	0-0	9.0	10	0	0	0	0	0-0	16	0.33	.100	10
2017	WV Black Bears	NYP	A-	PIT	1-0	1.00	2-2	0	0	0-0	9.0	5	0	0	0	0	3-0	11	0.89	.167	30
2018	Altoona	EAS	A	PIT	2-1	2.68	9-8	0	0	0-0	53.2	39	18	16	4	4	19-0	43	1.08	.206	189
2018	Indianapolis	INT	AAA	PIT	3-9	4.19	19-15	0	0	0-0	87.2	97	42	38	3	2	36-0	60	1.56	.285	319
2019	Altoona	EAS	A	PIT	7-3	2.71	0-0	0	0	0-0	36.1	29	10	8	0	0	15-0	42	1.05	.216	134
2019	Indianapolis	INT	AAA	PIT	3-7	8.70	29-7	0	0	1-3	67.0	78	62	59	11	0	40-1	69	1.93	.302	258
Triple-A Totals					8-15	6.12	48-22	0	0	1-3	142.2	169	104	97	14	2	76-1	129	1.72	.293	577
Minor League Totals					30-30	4.12	115-85	0	0	1-3	478.0	462	238	219	32	18	204-2	423	1.39	.253	1826



BLAKE WEIMAN

LHP

Born: 11/5/95 in Wheat Ridge, Colo.

MLB Debut: N/A

Height/Weight: 6-3/210

Twitter: N/A

Opening Day Age: 24

ML Service: 0.000

Bats/Throws: R/L

Instagram: @blakeygwei

Acquired: Selected by PIT in 8th round (238th overall) of the 2017 First-Year Player Draft

2020 Baseball America Ranking (PIT): N/A

2020 MLB Pipeline Ranking (PIT): N/A

Single-Game Bests/Misc.

Complete Games

N/A

Shutouts

N/A

Innings (Start)

N/A

Innings (Relief)

4.0

5/21/18 @ Columbia (A)

Hits Allowed

5 (2x)

Last - 7/11/18 vs. Lakewood (A+)

Earned Runs Allowed

6

7/11/18 vs. Lakewood (A+)

Home Runs Allowed

1 (11x)

Last - 8/1/19 @ Toledo (AAA)

Strikeouts

5 (2x)

Last - 8/1/17 @ Wilmington (A-)

10+ Strikeout Games

N/A

Walks

2 (3x)

Last - 6/26/19 vs. Columbus (AAA)

Winning Streak

3

6/30-7/18/17 (A-)

Losing Streak

3

8/1-30/17 (A-)

PERSONAL

- Blake Gerald Weiman.
- 2014 graduate of Columbine (Littleton, Colo.) High School, where he was selected to the 2012, 2013 and 2014 Colorado High School Futures All-Star teams.
- Spent three years (2015-17) at the University of Kansas (Lawrence), where he went 5-1 with a 2.80 ERA (14er/45.0ip) while leading the Kansas bullpen with 55 strikeouts in 30 relief appearances as a junior.
- Finished his collegiate career with an overall record of 11-1 with a 2.38 ERA.
- Became the 27th player in Kansas history to be selected in the top 10 rounds of the draft.

TRANSACTIONS

- Selected by PIT (8th round, 238th overall) in the 2017 First-Year Player Draft.

2019

- Assigned to Double-A Altoona from Extended Spring Training on 4/22 and notched a 1-2 record with two saves and a 1.86 ERA (4er/19.1ip) in 16 games.
- Did not allow a run in 14 of his 16 Double-A outings.
- Earned his first win of the season on 5/3 at Richmond after striking out the side in the ninth inning (2.0ip, 1bb, 3k).
- Walked a career-high tying two batters in a loss on 5/14 at Binghamton (0.2ip, 2h, 4r, 4er, 2bb, 1k).
- Went on a season-long 10.1-inning scoreless streak from 5/17-6/13 while holding opponents to a .143 batting average (5-for-35).
- Transferred to Indianapolis on 6/18.
- Was 0-2 when walking two batters in a game; tied his career high for walks on 6/26 vs. Columbus (1.2ip, 3h, 1r, 2bb).
- Placed on the 7-day injured list with a left shoulder strain on 7/12.
- Reinstated on 8/1 without making a rehab appearance and allowed three runs (two earned) in two games (2.1ip).
- Returned to the injured list on 8/4 with left shoulder tendonitis and did not pitch the remainder of the season.
- His three losses on the season tied a career high (also: 2017).
- Held opponents to a career-low .205 batting average (23-for-112) between both levels.

2018

- Across three levels, went 4-1 with a 2.42 ERA (18er/67.0ip) and 77 strikeouts against just nine walks in 39 total appearances.
- Started the season with Single-A West Virginia and went 1-0 with three saves, a 1.29 ERA (4er/28.0ip), 35 strikeouts and just two walks over 14 relief appearances.
- Threw a career-high 4.0 innings on 5/21 at Columbia (2h, 0r, 0bb, 4k).
- Promoted to High-A Bradenton on 5/30 and made 22 appearances for the Marauders, going 2-1 with two saves and a 3.90 ERA (14er/32.1ip).
- From 5/7-6/18 (10 games; five apiece with the Power and Marauders), he didn't allow a single run (17.2ip, 10h, 2bb, 20k, .387 OPS against).
- Became the first member of the Pirates' 2017 draft class to reach Double-A when he was assigned to Altoona on 8/26.
- Made his Double-A debut on 8/27 vs. Trenton (2.2ip, 1h, 0bb, 1k).
- Picked up first Double-A win in 10-8, division-clinching triumph on 9/2 at Bowie (2.0ip, 0h, 0r, 1bb, 2k).
- Made his first career playoff appearance in Game 1 of the Eastern League Division Series at Akron (2.0ip, 1r).
- Earned the win with a scoreless eighth inning during the Curve's comeback win in Game 3 of the EAS Division Series on 9/7 vs. Akron.
- Held the opposition scoreless in 29 regular-season appearances and surrendered multiple runs in just four outings.
- Lasted 2.0-plus innings in 21 games and allowed runs in only six of those appearances.
- Pitched for Surprise in the Arizona Fall League, where he was named an AFL Rising Star after going 0-1 with one save and a 3.95 ERA (6er/13.2ip) in eight appearances.

2017

- Spent his first professional campaign with Short-Season A West Virginia, notching a 4-3 record, one save, a 3.78 ERA (14er/33.1ip) and 35-4 strikeout-to-walk ratio in 21 games.
- Did not allow a run over his first six outings from 6/26-7/15 (10.0ip, 4h, 1bb, 13k).
- Established a career high for strikeouts in a game with five on 7/18 at Auburn (2.0ip); later matched that high on 8/1 at Wilmington (2.0ip).
- Held left-handed batters to a .224 average (11-for-49) with 17 strikeouts.
- Went 3-1 with a 2.76 ERA (5er/16.1ip) and 16 strikeouts in 10 home appearances.

AWARDS & HONORS

AFL Rising Stars (2018)

CAREER PITCHING STATS

YEAR	TEAM	LG	LVL	ORG	W-L	ERA	G-GS	CG	SHO	SV-SVO	IP	H	R	ER	HR	HB	BB-IBB	SO	WHIP	AVG	AB
2017	WV Black Bears	NYP	A-	PIT	4-3	3.78	21-0	0	0	1-4	33.1	36	15	14	2	1	4-0	35	1.20	.273	132
2018	Altoona	EAS	AA	PIT	1-0	0.00	3-0	0	0	0-0	6.2	4	0	0	0	1	1-0	5	0.75	.182	22
2018	WV Power	SAL	A	PIT	1-0	1.29	14-0	0	0	3-4	28.0	21	5	14	2	1	2-0	35	0.82	.213	99
2018	Bradenton	FSL	A+	PIT	2-1	3.50	22-0	0	0	2-2	32.1	33	15	14	3	3	6-0	37	1.21	.260	127
2019	Altoona	EAS	AA	PIT	1-2	1.86	16-0	0	0	2-2	19.1	11	6	4	1	0	4-0	24	0.78	.164	67
2019	Indianapolis	INT	AAA	PIT	0-1	4.63	8-0	0	0	1-2	11.2	12	7	6	3	2	4-0	10	1.37	.267	45
	Triple-A Totals				0-1	4.63	8-0	0	0	1-2	11.2	12	7	6	3	2	4-0	10	1.37	.267	45
	Minor League Totals				9-7	2.88	84-0	0	0	9-14	131.1	117	48	42	11	7	21-0	146	1.05	.238	492



INTL. LEAGUE & OPPONENTS

GOVERNORS' CUP CHAMPIONSHIP TROPHY


The original Governors' Cup Trophy was created in 1933 and now resides proudly in the National Baseball Hall of Fame and Museum in Cooperstown. This second rendition of the trophy was created by the directors of the International League to carry on this proud tradition of excellence.

1933-34 NEW YORK 1934	1935-36 NEW YORK 1936	1937-38 NEW YORK 1938	1939-40 NEW YORK 1940	1941-42 NEW YORK 1942	1943-44 NEW YORK 1944
1945-46 NEW YORK 1946	1947-48 NEW YORK 1948	1949-50 NEW YORK 1950	1951-52 NEW YORK 1952	1953-54 NEW YORK 1954	1955-56 NEW YORK 1956
1957-58 NEW YORK 1958	1959-60 NEW YORK 1960	1961-62 NEW YORK 1962	1963-64 NEW YORK 1964	1965-66 NEW YORK 1966	1967-68 NEW YORK 1968
1969-70 NEW YORK 1970	1971-72 NEW YORK 1972	1973-74 NEW YORK 1974	1975-76 NEW YORK 1976	1977-78 NEW YORK 1978	1979-80 NEW YORK 1980
1981-82 NEW YORK 1982	1983-84 NEW YORK 1984	1985-86 NEW YORK 1986	1987-88 NEW YORK 1988	1989-90 NEW YORK 1990	1991-92 NEW YORK 1992

INTERNATIONAL LEAGUE

MINOR LEAGUE BASEBALL, TRIPLE-A LEVEL

International League Offices
55 S. High Street, Suite 202
Dublin, OH 43017
Phone: (614) 791-9300
ILbaseball.com
@TripleABaseball



RANDY MOBLEY
*International League
 President*

President/Treasurer Randy A. Mobley
 Vice President Ken Young
 League Administrator Chris Sprague
 Corporate Secretary Max Schumacher

Media Relations Chris Sprague, (614) 791-9300
 Contact Email office@ilbaseball.com

LEAGUE INFO

Years Active:
 1884-Present

2020 Open/Close:
 April 9/Sept. 7

Roster Limits:
 25 active players for
 duration of season

2020 PLAYOFF FORMAT

West Division champion will play South Division champion in best-of-five series, while North Division champion will face the Wild Card club (the non-division winner with the highest winning percentage). Winners will meet in best-of-five Governors' Cup Finals for league championship.

2020 DIVISIONAL ALIGNMENT

IL West
 Columbus Clippers (CLE)
Indianapolis Indians (PIT)
 Louisville Bats (CIN)
 Toledo Mud Hens (DET)

IL South
 Charlotte Knights (CWS)
 Durham Bulls (TB)
 Gwinnett Strippers (ATL)
 Norfolk Tides (BAL)

IL North
 Buffalo Bisons (TOR)
 Lehigh Valley IronPigs (PHI)
 Pawtucket Red Sox (BOS)
 Rochester Red Wings (MIN)
 Scranton/WB RailRiders (NYY)
 Syracuse Mets (NYM)

YEAR-BY-YEAR DIVISIONAL RESULTS (SINCE 1998)

Year	IL West	IL South	IL North	Overall Record
2019	36-36	14-17	16-21	66-74
2018	36-33	14-19	23-15	73-67
2017	38-32	21-12	20-19	79-63
2016	35-40	18-13	17-21	70-74
2015	35-34	22-15	26-12	83-61
2014	33-31	16-16	24-24	73-71
2013	36-28	18-14	26-22	80-64
2012	42-22	20-12	27-21	89-55
2011	30-34	16-16	30-18	76-68
2010	29-35	16-16	26-22	71-73
2009	29-35	17-15	24-23	70-73
2008	27-37	20-12	21-27	68-76
2007	19-29	25-22	26-22	70-73
2006	22-26	28-18	26-22	76-66
2005	21-27	30-18	27-21	78-66
2004	29-19	22-26	15-33	66-78
2003	20-27	22-26	22-25	64-78
2002	24-24	24-24	19-28	67-76
2001	23-25	22-26	21-27	66-78
2000	35-13	28-20	18-30	81-63
1999	25-23	22-26	28-20	75-69
1998	32-16	22-26	22-25	76-67
Totals	656-626 (.512)	457-409 (.528)	504-498 (.503)	
Best (by pct.)	35-13 (.729)	21-12 (.636)	26-12 (.684)	
Worst (by pct.)	19-29 (.396)	14-19 (.424)	15-33 (.313)	

INTERNATIONAL LEAGUE

33rd ANNUAL TRIPLE-A ALL-STAR GAME

2020 Triple-A All-Star Game
July 15, 7:05 p.m. ET
IL vs. PCL
PNC Field (Scranton/Wilkes-Barre)

2020 Triple-A Home Run Derby
July 14, 2020



Year	Result	Location
2019	PCL 9, IL 3	El Paso, Texas
2018	PCL 12, IL 7	Columbus, Ohio
2017	PCL 6, IL 4	Tacoma, Wash.
2016	IL 4, PCL 2	Charlotte, N.C.
2015	IL 4, PCL 3	Omaha, Neb.
2014	IL 7, PCL 3	Durham, N.C.
2013	IL 4, PCL 3	Reno, Nev.
2012	PCL 3, IL 0	Buffalo, N.Y.
2011	IL 3, PCL 0	Salt Lake City, Utah
2010	IL 2, PCL 1	Allentown, Pa.
2009	IL 6, PCL 5	Portland, Ore.
2008	PCL 6, IL 5	Louisville, Ky.
2007	IL 7, PCL 5	Albuquerque, N.M.
2006	IL 6, PCL 0	Toledo, Ohio
2005	PCL 11, IL 5	Sacramento, Calif.
2004	IL 4, PCL 3 (10)	Pawtucket, R.I.
2003	IL 13, PCL 9	Memphis, Tenn.
2002	PCL 5, IL 0	Oklahoma City, Okla.
2001	PCL 9, IL 5	Indianapolis, Ind.
2000	PCL 8, IL 2	Rochester, N.Y.
1999	PCL 9, IL 5	New Orleans, La.
1998	IL 8, PCL 4	Norfolk, Va.

IL leads PCL, 12-10

15th ANNUAL TRIPLE-A NATIONAL CHAMPIONSHIP

2020 Triple-A National Championship
Sept. 22
IL Champion vs. PCL Champion
Las Vegas Ballpark (Las Vegas)



ephesus
SPORTS LIGHTING

Year	Result	Location
2019	Sacramento 4, Columbus 0	Memphis, Tenn.
2018	Memphis 14, Durham 4	Columbus, Ohio
2017	Durham 5, Memphis 3	Moosic, Pa.
2016	Scranton/W-B 3, El Paso 1	Memphis, Tenn.
2015	Fresno 7, Columbus 0	El Paso, Texas
2014	Omaha 4, Pawtucket 2	Charlotte, N.C.
2013	Omaha 2, Durham 1	Allentown, Pa.
2012	Reno 10, Pawtucket 3	Durham, N.C.
2011	Columbus 8, Omaha 3	Albuquerque, N.M.
2010	Columbus 12, Tacoma 6	Oklahoma City, Okla.
2009	Durham 5, Memphis 4 (11)	Oklahoma City, Okla.
2008	Sacramento 4, Scranton/WB 1	Oklahoma City, Okla.
2007	Sacramento 7, Richmond 1	Oklahoma City, Okla.
2006	Tucson 5, Toledo 2	Oklahoma City, Okla.

BUFFALO BISON

AFFILIATE OF THE TORONTO BLUE JAYS SINCE 2013

International League North
One James D. Griffin Plaza
Buffalo, NY 14203
Phone: (716) 846-2000
Bisons.com



@BuffaloBisons


President, Rich Baseball Operations & General Manager Mike Buczkowski
General Manager Anthony Sprague

Field Manager (Since) Ken Huckaby (2020)
Pitching Coach Jeff Ware
Hitting Coach Corey Hart
Position Coach Devon White

Director of Marketing & Public Relations Brad Bisbing, (716) 846-2019
Contact Email bbisbing@bisons.com
Media Relations Manager Pat Malacaro, (716) 481-6804
Contact Email pmalacaro@bisons.com

2019 RESULTS (INDIANS LOST SERIES, 1-5)

Date	Site	W/L	Score	Date	Site	W/L	Score
6/11	IND	L	2-0	6/18	BUF	W	5-2
6/12	IND	L	14-6	6/19	BUF	L	6-3
6/13	IND	L	11-3	6/20	BUF	L	11-8



KEN HUCKABY

1st season, BUF
N/A

1st season, Triple-A
N/A

TOR SYSTEM

Top 10 Prospects

(by Baseball America)

1. Nate Pearson, rhp
2. Jordan Groshans, ss
3. Simeon Woods Richardson, rhp
4. Alejandro Kirk, c
5. Alex Manoh, rhp
6. Orelvis Martinez, ss
7. Gabriel Moreno, c
8. Miguel Hiraldo, ss
9. Anthony Kay, lhp
10. Adam Kloffenstein, rhp

In BA's Top 100

Nate Pearson (#7)
Jordan Groshans (#29)
Simeon Woods Richardson (#61)

YEAR-BY-YEAR SERIES RESULTS (SINCE 1998)

Year	Home	Road	Totals	Year	Home	Road	Totals	Year	Home	Road	Totals
1998	1-3	1-3	2-6	2006	3-1	3-1	6-2	2014	3-1	1-3	4-4
1999	0-4	2-2	2-6	2007	3-1	2-2	5-3	2015	2-1	3-0	5-1
2000	1-3	2-2	3-5	2008	2-2	2-2	4-4	2016	0-3	1-2	1-5
2001	2-2	3-1	5-3	2009	2-2	3-1	5-3	2017	2-1	1-2	3-3
2002	2-2	2-2	4-4	2010	3-1	3-1	6-2	2018	2-1	3-1	5-2
2003	1-3	0-3	1-6	2011	3-1	3-1	6-2	2019	0-3	1-2	1-5
2004	1-3	1-3	2-6	2012	2-2	3-1	5-3				
2005	3-1	2-2	5-3	2013	3-1	2-2	5-3				

SERIES FACTS & CLUB INFO

Record Since 1998	85-81 (.512)	Team, Years in IL	In 107th season
At Indianapolis	41-42 (.494)	IL Titles (Last)	6 (2004)
At Buffalo	44-39 (.530)	Ballpark (Since)	Sahlen Field (1988)
Margin of Victory	11 runs	Capacity	16,600
<i>1x, Last:</i>	6/25/99 (12-1 at BUF)	Dimensions	LF-325, CF-404, RF-325
Margin of Defeat	13 runs	Home Radio Station	ESPN 1520 AM-WWKB
<i>1x, Last:</i>	6/9/11 (15-2 at BUF)	Broadcast	Pat Malacaro, Duke McGuire
Sweeps (4G or More)	0 (Indians)	Indians Hotel	Embassy Suites Buffalo
<i>0x, Last:</i>	N/A	Address	200 Delaware Avenue, Buffalo, NY
Sweeps (4G or More)	1 (Bisons)	Phone	(716) 319-1096
<i>1x, Last:</i>	7/19-22, 1999 (at IND)		

5/5-7 IND

2020 SCHEDULE (Site)

6/5-7 BUF

CHARLOTTE KNIGHTS

AFFILIATE OF THE CHICAGO WHITE SOX SINCE 1999


International League South
324 South Mint St.
Charlotte, NC 28202
Phone: (704) 274-8300
CharlotteKnights.com
@KnightsBaseball



Chief Operating Officer Dan Rajkowski
General Manager Rob Egan

Field Manager (Since) Wes Helms (2020)
Pitching Coach Matt Zaleski
Hitting Coach Howie Clark
Coach Mike Daniel

VP, Communications Tommy Viola, (704) 274-8203
Contact Email tommyv@charlotteknights.com



WES HELMS

1st season, CHA

N/A

1st season, Triple-A
N/A

CWS SYSTEM

Top 10 Prospects

(by Baseball America)

1. Luis Robert, of
2. Andrew Vaughn, 1b
3. Michael Kopech, rhp
4. Nick Madrigal, 2b
5. Matthew Thompson, rhp
6. Jonathan Stiever, rhp
7. Andrew Dalquist, rhp
8. Dane Dunning, rhp
9. Blake Rutherford, of
10. Luis Gonzalez, of

In BA's Top 100

- Luis Robert (#2)
Andrew Vaughn (#30)
Michael Kopech (#33)
Nick Madrigal (#48)

2019 RESULTS (INDIANS WON SERIES, 7-3)

Date	Site	W/L	Score	Date	Site	W/L	Score
4/11	IND	W	7-3	5/28	IND	L	9-4
4/12	IND	W	9-2	5/29	IND	W	2-0
4/13	IND	W	9-7	5/30	IND	W	4-0
4/14	IND	L	3-0				
4/26	CHA	L	10-9				
4/27	CHA	W	8-4				
4/28	CHA	W	9-8				

YEAR-BY-YEAR SERIES RESULTS (SINCE 1998)

Year	Home	Road	Totals	Year	Home	Road	Totals	Year	Home	Road	Totals
1998	6-0	1-5	7-5	2006	2-4	4-2	6-6	2014	0-4	3-1	3-5
1999	4-2	4-2	8-4	2007	4-2	3-3	7-5	2015	3-0	3-4	6-4
2000	1-5	2-4	3-9	2008	3-1	1-3	4-4	2016	4-0	2-1	6-1
2001	4-2	1-5	5-7	2009	3-1	2-2	5-3	2017	3-0	2-1	5-1
2002	4-3	5-0	9-3	2010	3-1	3-1	6-2	2018	2-1	2-5	4-6
2003	4-2	0-6	4-8	2011	3-1	2-2	5-3	2019	5-2	2-1	7-3
2004	3-3	2-4	5-7	2012	1-3	2-2	3-5				
2005	5-1	3-3	8-4	2013	2-2	1-3	3-5				

SERIES FACTS & CLUB INFO

All-Time Record 119-100 (.543)
At Indianapolis 69-40 (.633)
At Charlotte 50-60 (.455)

Margin of Victory 16 runs
1x, Last: 5/6/04 (19-3 at IND)
Margin of Defeat 12 runs
1x, Last: 6/21/15 (13-1 at CHA)

Sweeps (46 or More) 3 (Indians)
3x, Last: 7/21-24, 2016 (at IND)
Sweeps (46 or More) 3 (Knights)
3x, Last: 7/21-24, 2014 (at IND)

Team, Years in IL In 28th season
IL Titles (Last) 2 (1999)

Ballpark (Since) Truist Field (2014)
Capacity 10,200
Dimensions LF-330, CF-400, RF-315

Home Radio Station ESPN Charlotte - 730 AM
Broadcast Matt Swierad, Mike Pacheco

Indians Hotel DoubleTree by Hilton
Address 895 West Trade Street, Charlotte, NC
Phone (704) 347-0070

2020 SCHEDULE (Site)

4/27-30 CHA
6/12-14 IND

7/10-12 CHA

COLUMBUS CLIPPERS

AFFILIATE OF THE CLEVELAND INDIANS SINCE 2009

International League West
 330 Huntington Park Lane
 Columbus, OH 43215
 Phone: (614) 462-5250
 ClippersBaseball.com
 @CLBCLippers



President & General Manager Ken Schnacke
 Assistant General Manager Mark Warren

Field Manager (Since) Andy Tracy (2020)
 Pitching Coach Rigo Beltran
 Hitting Coach Jason Esposito
 Bench Coach Jordan Smith

Assistant Director of Media Relations Anthony Slosser, (614) 722-1134
 Contact Email aslosser@clippersbaseball.com

2019 RESULTS (INDIANS LOST SERIES, 9-15)

Date	Site	W/L	Score	Date	Site	W/L	Score
4/4	COL	L	10-4	7/11	COL	W	5-4
4/5	COL	L	5-4 (11)	7/12	COL	L	9-1
4/6	COL	L	7-4	7/13	COL	W	17-5
4/7	COL	W	5-2	7/14	COL	W	7-4
4/29	IND	W	5-3	7/29	IND	L	10-6
4/30	IND	L	7-6	7/30	IND	W	3-2
5/1	IND	L	6-2	8/2	IND	L	5-3
5/24	COL	W	3-1	8/3	IND	L	8-6
5/25	COL	L	15-9	8/4	IND	L	3-2
5/26	COL	W	11-5	8/30	IND	L	4-2
5/27	COL	W	8-3	8/31	IND	L	6-1
6/26	IND	L	2-1				
6/27	IND	L	3-2				

YEAR-BY-YEAR SERIES RESULTS (SINCE 1988)


Year	Home	Road	Totals	Year	Home	Road	Totals	Year	Home	Road	Totals
1988	2-0	2-1	4-1	2003	4-4	2-6	6-10	2012	6-5	4-6	10-11
1989	2-1	2-1	4-2	2004	5-3	3-5	8-8	2013	4-7	8-3	12-10
1990	1-1	0-3	1-4	2005	1-7	4-4	5-11	2014	5-5	8-3	13-8
1991	1-2	0-2	1-4	2006	5-3	3-5	8-8	2015	5-4	5-7	10-11
1998	7-1	4-4	11-5	2007	5-3	3-5	8-8	2016	5-6	6-8	11-14
1999	3-5	3-5	6-10	2008	5-5	3-8	8-13	2017	3-6	7-6	10-12
2000	6-2	6-2	12-4	2009	6-4	5-6	11-10	2018	8-4	4-9	12-13
2001	6-2	2-6	8-8	2010	4-7	4-6	8-13	2019	2-10	7-5	9-15
2002	4-4	4-4	8-8	2011	4-6	4-7	8-13				

SERIES FACTS & CLUB INFO

Record Since 1988	212-234 (.475)	Team, Years in IL	In 60th season
At Indianapolis	109-107 (.505)	IL Titles (Last)	11 (2019)
At Columbus	103-127 (.448)		
Margin of Victory	20 runs	Ballpark (Since)	Huntington Park (2009)
1x, Last:	7/6/17 (21-1 at COL)	Capacity	10,100
Margin of Defeat	16 runs	Dimensions	LF-325, CF-400, RF-318
1x, Last:	8/5/03 (17-1 at IND)	Home Radio Station	WMNI 95.1 FM and 920 AM
Sweeps (4G or More)	2 (Indians)	Broadcast	Scott Leo, Ryan Mitchell
2x, Last:	4/4-6, 2014 (at COL)		
Sweeps (4G or More)	3 (Clippers)	Indians Hotel	Crowne Plaza Downtown Columbus
3x, Last:	6/28-7/1, 2018 (at COL)	Address	33 E. Nationwide Blvd., Columbus, OH
		Phone	(614) 461-4100

2020 SCHEDULE (Site)

4/13-15 IND	5/11-14 COL	7/16-19 IND	8/31-9/2 .. IND
4/20-22 COL	6/15-17 IND	8/6-9 COL	



ANDY TRACY

1st season, COL
N/A

1st season, Triple-A
N/A

CLE SYSTEM

Top 10 Prospects

(by Baseball America)

1. Nolan Jones, 3b
2. Tyler Freeman, ss
3. Bo Naylor, c
4. George Valera, of
5. Brayan Rocchio, ss
6. Daniel Espino, rhp
7. Triston McKenzie, rhp
8. Ethan Hankins, rhp
9. Aaron Bracho, 2b
10. Gabriel Rodriguez, ss


In BA's Top 100

- Nolan Jones (#50)
 Tyler Freeman (#69)

DURHAM BULLS

AFFILIATE OF THE TAMPA BAY RAYS SINCE 1998

International League South
409 Blackwell Street
Durham, NC 27702
Phone: (919) 687-6500
DurhamBulls.com
@DurhamBulls



BRADY WILLIAMS

2nd season, DUR

75-64 (.540)

2nd season, Triple-A

75-64 (.540)

TB SYSTEM

Top 10 Prospects

(by Baseball America)

1. Wander Franco, ss
2. Brendan McKay, lhp/dh
3. Vidal Brujan, 2b/ss
4. Shane Baz, rhp
5. Brent Honeywell, rhp
6. Shane McClanahan, lhp
7. Xavier Edwards, 2b/ss
8. Ronaldo Hernandez, c
9. Joe Ryan, rhp
10. Josh Lowe, of

In BA's Top 100

- Wander Franco (#1)
- Brendan McKay (#14)
- Vidal Brujan (#51)
- Shane Baz (#71)
- Brent Honeywell (#80)
- Shane McClanahan (#83)
- Xavier Edwards (#85)
- Joe Ryan (#98)

Vice President, Baseball Operations.....Mike Birling

Field Manager (Since).....Brady Williams (2019)

Pitching Coach.....Rick Knapp

Coach.....Kyle Wilson

Third Base Coach.....Quinton McCracken

Director of Marketing & Communications.....Ben Devore, (919) 687-6576

Contact Email.....bdevore@durhambulls.com

2019 RESULTS (INDIANS SPLIT SERIES, 3-3)

Date	Site	W/L	Score	Date	Site	W/L	Score
7/19	IND	L	4-3 (10)	8/9	DUR	L	9-5
7/20	IND	W	8-3	8/10	DUR	W	3-1
7/21	IND	W	3-1	8/11	DUR	L	4-0

YEAR-BY-YEAR SERIES RESULTS (SINCE 1998)

Year	Home	Road	Totals	Year	Home	Road	Totals	Year	Home	Road	Totals
1998	1-5	1-5	2-10	2006	5-1	3-3	8-4	2014	2-2	2-2	4-4
1999	3-3	2-4	5-7	2007	3-3	2-4	5-7	2015	4-2	2-2	6-4
2000	5-1	3-3	8-4	2008	3-1	2-2	5-3	2016	2-1	2-1	4-2
2001	5-1	2-4	7-5	2009	3-1	2-2	5-3	2017	3-4	1-2	4-6
2002	3-3	3-3	6-6	2010	2-2	1-3	3-5	2018	1-2	1-2	2-4
2003	4-2	1-5	5-7	2011	1-3	2-2	3-5	2019	2-1	1-2	3-3
2004	4-2	1-5	5-7	2012	3-1	3-1	6-2				
2005	5-1	4-2	9-3	2013	2-2	1-3	3-5				

SERIES FACTS & CLUB INFO

All-Time Record.....108-106 (.505)	Team, Years in IL.....In 23rd season
At Indianapolis.....66-44 (.600)	IL Titles (Last).....6 (2018)
At Durham.....42-62 (.404)	
Margin of Victory.....11 runs	Ballpark (Since).....DBAP (1995)
2x, Last:.....4/25/16 (12-1 at DUR)	Capacity.....10,000
Margin of Defeat.....12 runs	Dimensions.....LF-305, CF-400, RF-325
3x, Last:.....7/22/07 (13-1 at IND)	
Sweeps (4G or More).....0 (Indians)	Home Radio Station.....99.3 FM and 96.5 FM The Buzz
0x, Last:.....N/A	Broadcast.....Patrick Kinas
Sweeps (4G or More).....1 (Bulls)	
1x, Last:.....8/7-10, 1998 (at IND)	Indians Hotel.....Hilton Durham / Duke University
	Address.....3800 Hillsborough Road, Durham, NC
	Phone.....(919) 564-2904

5/22-25 DUR

2020 SCHEDULE (Site)

6/26-28..... IND

GWINNETT STRIPERS

AFFILIATE OF THE ATLANTA BRAVES SINCE 1966*

International League South
2500 Buford Drive
Lawrenceville, GA 30043
Phone: (678) 277-0300
GoStripers.com
@GoStripers



*Moved from Richmond to Gwinnett in 2009



DAMON BERRYHILL

4th season, GWN
221-199 (.526)

6th season, Triple-A
370-336 (.524)

Vice President & General ManagerAdam English
Assistant General Manager Erin O'Donnell

Field Manager (Since) Damon Berryhill (2017)
Pitching Coach Mike Maroth
Hitting Coach Carlos Mendez
Coach Alfredo Amezcaga

Media Relations ManagerDave Lezotte, (678) 277-0320
Contact Email dave.lezotte@braves.com

2019 RESULTS (INDIANS LOST SERIES, 1-8)

Date	Site	W/L	Score
4/23	GWN	L	5-2
4/24	GWN	L	7-6
4/25	GWN	L	6-2
5/31	IND	W	4-1
6/1	IND	L	7-6 (10)
6/2	IND	L	4-2

Date	Site	W/L	Score
6/28	GWN	L	8-1
6/29	GWN	L	5-2
6/30	GWN	L	5-3

ATL SYSTEM

Top 10 Prospects

(by Baseball America)

1. Cristian Pache, of
2. Drew Waters, of
3. Ian Anderson, rhp
4. Kyle Wright, rhp
5. Kyle Muller, lhp
6. Bryse Wilson, rhp
7. Shea Langeliers, c
8. William Contreras, c
9. Braden Shewmake, ss
10. Tucker Davidson, lhp

In BA's Top 100

- Cristian Pache (#12)
Drew Waters (#36)
Ian Anderson (#44)
Kyle Wright (#64)

YEAR-BY-YEAR SERIES RESULTS (SINCE 2009)

Year	Home	Road	Totals	Year	Home	Road	Totals	Year	Home	Road	Totals
2009	1-3	1-3	2-6	2014	3-1	2-2	5-3	2019	1-2	0-6	1-8
2010	2-2	2-2	4-4	2015	3-1	1-3	4-4				
2011	2-2	2-2	4-4	2016	2-1	3-4	5-5				
2012	2-2	4-0	6-2	2017	2-1	4-3	6-4				
2013	4-0	1-3	5-3	2018	2-5	1-3	3-8				

SERIES FACTS & CLUB INFO

All-Time Record45-51 (.469)	Team, Years in IL In 12th season
At Indianapolis24-20 (.545)	IL Titles (Last)0 (N/A)
At Gwinnett21-31 (.404)	
Margin of Victory10 runs	Ballpark (Since) Coolray Field (2009)
1x, Last:7/20/17 (11-1 at GWN)	Capacity10,427
Margin of Defeat9 runs	DimensionsLF-335, CF-400, RF-335
2x, Last:7/26/16 (11-2 at GWN)	
Sweeps (4G or More)2 (Indians)	Home Radio Station TBD
2x, Last:4/27-30, 2013 (at IND)	Broadcast Dave Lezotte
Sweeps (4G or More)0 (Stripers)	
0x, Last: N/A	Indians Hotel Fairfield Inn & Suites
	Address 1355 Mall of Georgia Blvd., Buford, GA
	Phone(678) 714-0248

5/19-21 GWN


2020 SCHEDULE (Site)

6/23-25..... IND

LEHIGH VALLEY IRONPIGS

AFFILIATE OF THE PHILADELPHIA PHILLIES SINCE 2008

International League North
1050 IronPigs Way
Allentown, PA 18109
Phone: (610) 841-7447
IronPigsBaseball.com
@IronPigs



GARY JONES

3rd season, LHV
150-130 (.536)

9th season, Triple-A
600-539 (.527)

PHI SYSTEM

Top 10 Prospects

(by Baseball America)

1. Spencer Howard, rhp
2. Alec Bohm, 3b
3. Bryson Stott, ss
4. Francisco Morales, rhp
5. Adonis Medina, rhp
6. Rafael Marchan, c
7. Luis Garcia, ss
8. Enyel De Los Santos, rhp
9. Mickey Moniak, of
10. Nick Maton, ss

In BA's Top 100

Spencer Howard (#27)
Alec Bohm (#28)

President & General Manager.....Kurt Landes

Field Manager (Since).....Gary Jones (2018)

Pitching Coach.....Aaron Fultz

Hitting Coach.....Darryl Robinson

Coach.....Greg Legg

Media Relations Manager.....Mike Ventola, (610) 841-1317

Contact Email.....mventola@ironpigsbaseball.com

2019 RESULTS (INDIANS SPLIT SERIES, 3-3)

Date	Site	W/L	Score
5/10	LHV	W	6-5
5/11	LHV	W	6-1

Date	Site	W/L	Score
8/16 (1)	IND	L	8-4 (8)
*8/16 (2)	IND	L	7-2 (7)
8/17	IND	L	3-2
8/18	IND	W	8-7 (10)

*Indians Played as Away Team

YEAR-BY-YEAR SERIES RESULTS (SINCE 2008)

Year	Home	Road	Totals
<i>* Team est. in 2008</i>			
2008	2-2	1-3	3-5
2009	1-3	1-3	2-6
2010	0-4	2-2	2-6
2011	2-2	3-1	5-3
2012	3-1	0-4	3-5

Year	Home	Road	Totals
2013	3-1	1-3	4-4
2014	3-1	3-1	6-2
2015	3-0	3-1	6-1
2016	0-3	2-1	2-4
2017	2-1	1-2	3-3
2018	3-0	2-2	5-2

Year	Home	Road	Totals
2019	1-2	2-1	3-3

SERIES FACTS & CLUB INFO

All-Time Record.....44-44 (.500)
At Indianapolis.....23-20 (.535)
At Lehigh Valley.....21-24 (.467)

Margin of Victory.....9 runs
1x, Last:.....8/19/18 (15-6 at LHV)
Margin of Defeat.....8 runs
1x, Last:.....6/4/15 (8-0 at LHV)

Sweeps (4G or More).....0 (Indians)
0x, Last:.....N/A
Sweeps (4G or More).....2 (IronPigs)
2x, Last:.....5/15-18, 2012 (at LHV)

Team, Years in IL.....In 13th season
IL Titles (Last).....0 (N/A)

Ballpark (Since).....Coca-Cola Park (2008)
Capacity.....10,178
Dimensions.....LF-325, CF-400, RF-325

Home Radio Station.....Fox Sports 1230 AM, 1320 AM & 94.7 FM
Broadcast.....Pat McCarthy, Mike Ventola

Indians Hotel.....Staybridge Suites Allentown
Address.....1787 Airport Rd., Allentown, PA
Phone.....(610) 686-5002

5/8-10.....IND

2020 SCHEDULE (Site)

8/10-13.....LHV

LOUISVILLE BATS

AFFILIATE OF THE CINCINNATI REDS SINCE 2000

International League West
401 East Main Street
Louisville, KY 40202
Phone: (502) 212-2287
BatsBaseball.com
@LouisvilleBats



President Vic Gregovits
 Sr. Vice President Greg Gallette

 Field Manager (Since) Pat Kelly (2020)
 Pitching Coach James Baldwin
 Hitting Coach Leon Durham
 Bench Coach Kevin Mahar

Director of Media & Public Relations Chris Robinson, (502) 614-4544
 Contact Email crobenson@batsbaseball.com

2019 RESULTS (INDIANS WON SERIES, 14-9)

Date	Site	W/L	Score	Date	Site	W/L	Score
4/19	IND	L	3-2	6/24	IND	W	3-1
4/20	IND	L	3-1 (10)	6/25	IND	W	8-3
4/21	IND	W	2-1 (11)	7/1	LOU	W	7-6
5/2	IND	W	5-3	7/2	LOU	L	6-1
5/3	IND	W	7-5	7/3	LOU	L	7-6
5/4	IND	L	6-3	8/23	IND	W	5-2
5/5	IND	L	8-0	8/24	IND	W	7-0
5/21	LOU	W	4-3	8/25	LOU	L	3-2
5/22	LOU	W	4-3 (10)	9/1	LOU	L	8-2
5/23	LOU	W	8-7	9/2	LOU	W	4-0
6/3	LOU	W	7-6 (10)				
6/4	LOU	L	7-6				
6/5	LOU	W	5-2 (8)				

YEAR-BY-YEAR SERIES RESULTS (SINCE 1998)

Year	Home	Road	Totals	Year	Home	Road	Totals	Year	Home	Road	Totals
1998	5-3	6-2	11-5	2006	3-5	5-3	8-8	2014	4-7	6-5	10-12
1999	4-4	5-3	9-7	2007	4-4	2-6	6-10	2015	6-8	5-6	11-14
2000	6-2	7-1	13-3	2008	5-6	5-6	10-12	2016	8-6	4-8	12-14
2001	2-6	4-4	6-10	2009	4-7	3-8	7-15	2017	8-4	7-4	15-8
2002	4-4	3-5	7-9	2010	4-7	6-5	10-12	2018	6-4	4-6	10-10
2003	3-5	4-4	7-9	2011	4-7	6-5	10-12	2019	7-4	7-5	14-9
2004	5-3	4-4	9-7	2012	10-1	8-3	18-4				
2005	3-5	5-3	8-8	2013	5-6	4-7	9-13				

SERIES FACTS & CLUB INFO

Record Since 1998 220-211 (.510) **Team, Years in IL** In 23rd season
At Indianapolis 110-108 (.505) **IL Titles (Last)** 1 (2001)
At Louisville 110-103 (.516)

Ballpark (Since) Louisville Slugger Field (2000)
Capacity 13,131
Dimensions LF-325, CF-405, RF-340

Home Radio Station WKRD-790 AM
Broadcast Nick Curran, Jim Kelch

Sweeps (4G or More) 1 (Indians)
1x, Last: 6/30-7/3, 2012 (at LOU)
Sweeps (4G or More) 0 (Bats)
0x, Last: N/A

Indians Hotel Omni Louisville Hotel
Address 400 S. 2nd Street, Louisville, KY
Phone (502) 625-1515

2020 SCHEDULE (Site)

5/15-17 IND	6/18-21 LOU	7/4-6 IND	9/3-4 IND
5/29-31 IND	7/2-3 LOU	8/25-27 LOU	9/5-7 LOU



PAT KELLY
2nd season, LOU
 4-6 (.400)*

12th season, Triple-A
 601-678 (.470)

* Spent 10 games with LOU in 2018 before being promoted to CIN

CIN SYSTEM

Top 10 Prospects

(by Baseball America)

1. Hunter Greene, rhp
2. Jonathan India, 3b
3. Nick Lodolo, lhp
4. Tyler Stephenson, c
5. Tony Santillan, rhp
6. Jose Garcia, ss
7. Shogo Akiyama, of
8. Lyon Richardson, rhp
9. Stuart Fairchild, of
10. Mike Siani, of

In BA's Top 100

Hunter Greene (#76)
 Nick Lodolo (#77)

NORFOLK TIDES

AFFILIATE OF THE BALTIMORE ORIOLES SINCE 2007

International League South
150 Park Avenue
Norfolk, VA 23510
Phone: (757) 622-2222
NorfolkTides.com
@NorfolkTides



President Ken Young
General Manager Joe Gregory

Field Manager (Since) Gary Kendall (2019)
Pitching Coach Kennie Steenstra
Hitting Coach Sean Berry
Fundamentals Coach Ramon Sambo

Director of Media Relations Ian Locke, (757) 622-2222
Contact Email ilocke@norfolktides.com



GARY KENDALL

2nd season, NOR
60-79 (.432)

2nd season, Triple-A
60-79 (.432)

BAL SYSTEM

Top 10 Prospects

(by Baseball America)

1. Adley Rutschman, c
2. Grayson Rodriguez, rhp
3. DL Hall, lhp
4. Austin Hays, of
5. Ryan Mountcastle, 1b
6. Yusniel Diaz, of
7. Gunnar Henderson, ss
8. Hunter Harvey, rhp
9. Keegan Akin, lhp
10. Mike Baumann, rhp

In BA's Top 100

Adley Rutschman (#5)
Grayson Rodriguez (#35)
DL Hall (#47)

2019 RESULTS (INDIANS SPLIT SERIES, 3-3)

Date	Site	W/L	Score	Date	Site	W/L	Score
5/17	IND	W	6-5	8/6	NOR	L	8-1
5/18	IND	W	7-1	8/8 (1)	NOR	L	3-2 (7)
5/19	IND	L	8-4	8/8 (2)	NOR	W	3-2 (7)

YEAR-BY-YEAR SERIES RESULTS (SINCE 1988)

Year	Home	Road	Totals	Year	Home	Road	Totals	Year	Home	Road	Totals
1988	2-0	2-1	4-1	2003	3-3	3-3	6-6	2012	3-1	2-2	5-3
1989	2-1	0-2	2-3	2004	4-3	3-2	7-5	2013	3-1	4-0	7-1
1990	2-0	1-2	3-2	2005	3-3	2-4	5-7	2014	2-2	2-2	4-4
1991	2-1	0-1	2-2	2006	4-2	2-2	6-4	2015	3-3	3-0	6-3
1998	2-4	3-3	5-7	2007	2-4	5-0-1	7-4-1	2016	3-3	0-2	3-5
1999	2-5	1-4	3-9	2008	4-0	3-1	7-1	2017	3-1	3-0	6-1
2000	3-3	5-1	8-4	2009	3-1	2-2	5-3	2018	3-0	2-1	5-1
2001	4-2	2-4	6-6	2010	2-2	1-3	3-5	2019	2-1	1-2	3-3
2002	0-6	2-4	2-10	2011	2-2	2-2	4-4				

SERIES FACTS & CLUB INFO

Record Since 1988 124-104-1 (.544)	Team, Years in IL In 52nd season
At Indianapolis 68-54 (.557)	IL Titles (Last) 5 (1985)
At Norfolk 56-50-1 (.528)	
Margin of Victory 12 runs	Ballpark (Since) Harbor Park (1993)
1x, Last: 7/6/91 (12-0 at IND)	Capacity 11,856
Margin of Defeat 10 runs	Dimensions LF-333, CF-410, RF-318
2x, Last: 4/15/05 (11-1 at NOR)	
Sweeps (4G or More) 4 (Indians)	Home Radio Station ESPN 94.1 FM-WVSP
4x, Last: 6/17-20, 2013 (at NOR)	Broadcast Pete Michaud
Sweeps (4G or More) 1 (Tides)	
1x, Last: 6/18-21, 2002 (at IND)	Indians Hotel DoubleTree by Hilton
	Address 1500 N. Military Hwy., Norfolk, VA
	Phone (757) 466-8000

4/24-26 IND

2020 SCHEDULE (Site)

5/1-3 NOR

PAWTUCKET RED SOX

AFFILIATE OF THE BOSTON RED SOX SINCE 1973


International League North
1 Columbus Ave.
Pawtucket, RI 02860
Phone: (401) 724-7300
PawSox.com
@PawSox



President Charles Steinberg
Executive Vice President/Real Estate Development & Business Affairs..... Dan Rea III

Field Manager (Since)..... Billy McMillon (2019)
Pitching Coach..... Paul Abbott
Hitting Coach..... Rich Gedman
Coach..... Bruce Crabbe

VP, Communications Bill Wanless, (401) 724-7305
Contact Email pr@pawsox.com



BILLY McMILLON

2nd season, PAW

59-81 (.421)

2nd season, Triple-A

59-81 (.421)

BOS SYSTEM

Top 10 Prospects

(by Baseball America)

1. Triston Casas, 1b
2. Bobby Dalbec, 3b
3. Jeter Downs, ss
4. Bryan Mata, rhp
5. Jarren Duran, of
6. Darwinson Hernandez, lhp
7. Thad Ward, rhp
8. Jay Groome, lhp
9. Gilberto Jimenez, of
10. Noah Song, rhp

In BA's Top 100

- Triston Casas (#70)
Bobby Dalbec (#75)
Jeter Downs (#86)

2019 RESULTS (INDIANS SPLIT SERIES, 3-3)

Date	Site	W/L	Score
6/14	IND	L	4-2
6/16 (1)	IND	W	5-3 (7)
6/16 (2)	IND	L	8-0 (7)

Date	Site	W/L	Score
6/21	PAW	W	4-3
6/22	PAW	L	3-0
6/23	PAW	W	4-3

YEAR-BY-YEAR SERIES RESULTS (SINCE 1988)

Year	Home	Road	Totals	Year	Home	Road	Totals	Year	Home	Road	Totals
1988	1-1	2-1	3-2	2003	2-2	4-0	6-2	2012	2-2	1-3	3-5
1989	1-2	0-2	1-4	2004	0-4	2-2	2-6	2013	2-2	2-2	4-4
1990	1-2	2-1	3-3	2005	4-0	2-2	6-2	2014	3-1	2-2	5-3
1991	0-3	1-1	1-4	2006	1-3	2-2	3-5	2015	1-2	1-2	2-4
1998	3-1	2-2	5-3	2007	3-1	3-1	6-2	2016	3-0	2-1	5-1
1999	1-3	1-3	2-6	2008	2-2	2-2	4-4	2017	2-1	1-2	3-3
2000	2-2	1-3	3-5	2009	2-2	3-1	5-3	2018	0-3	2-1	2-4
2001	0-4	1-3	1-7	2010	4-0	3-1	7-1	2019	1-2	2-1	3-3
2002	3-1	2-2	5-3	2011	2-2	3-1	5-3				

SERIES FACTS & CLUB INFO

Record Since 1988	95-92 (.508)	Team, Years in IL	In 48th season
At Indianapolis	46-48 (.489)	IL Titles (Last)	4 (2014)
At Pawtucket	49-44 (.527)		
Margin of Victory	12 runs	Ballpark (Since)	McCoy Stadium (1946)
<i>1x, Last:</i>	5/19/98 (18-6 at PAW)	Capacity	10,031
Margin of Defeat	12 runs	Dimensions	LF-325, CF-400, RF-325
<i>1x, Last:</i>	4/18/08 (17-5 at IND)	Home Radio Station	920-WHJ, 104.7 FM & NASH Icon 98.9 FM
Sweeps (4G or More)	3 (Indians)	Broadcast	Josh Maurer, Mike Antonellis
<i>3x, Last:</i>	6/8-11, 2010 (at IND)	Indians Hotel	Hampton Inn
Sweeps (4G or More)	2 (PawSox)	Address	2 George Street, Pawtucket, RI
<i>2x, Last:</i>	7/15-18, 2004 (at IND)	Phone	(401) 365-1702

8/14-16 PAW

2020 SCHEDULE (Site)

8/21-23..... IND

ROCHESTER RED WINGS

AFFILIATE OF THE MINNESOTA TWINS SINCE 2003

International League North
One Morrie Silver Way
Rochester, NY 14608
Phone: (585) 454-1001
RedWingsBaseball.com
@RocRedWings



President, CEO & COO.....Naomi Silver
General Manager.....Dan Mason

Field Manager (Since).....Toby Gardenhire (2020)
Pitching Coaches.....Cibney Bello, Mike McCarthy
Hitting Coach.....Matt Borgschulte
Coach.....Robbie Robinson

Director of Communications.....Nate Rowan, (585) 454-1001 x3006
Contact Emailnrowan@redwingsbaseball.com

2019 RESULTS (INDIANS SPLIT SERIES, 3-3)

Date	Site	W/L	Score	Date	Site	W/L	Score
7/26	ROC	L	4-1	8/13	IND	W	6-3
7/27	ROC	W	7-6 (10)	8/14	IND	W	5-3
7/28	ROC	L	6-5	8/15	IND	L	7-3



TOBY GARDENHIRE

1st season, ROC

N/A

1st season, Triple-A

N/A

MIN SYSTEM

Top 10 Prospects

(by Baseball America)

1. Royce Lewis, ss
2. Alex Kirilloff, of/1b
3. Trevor Larnach, of
4. Jordan Balazovic, rhp
5. Jhoan Duran, rhp
6. Ryan Jeffers, c
7. Matt Canterino, rhp
8. Blayne Enlow, rhp
9. Misael Urbina, of
10. Keoni Cavaco, ss/3b

In BA's Top 100

- Royce Lewis (#26)
- Alex Kirilloff (#31)
- Trevor Larnach (#45)
- Jordan Balazovic (#95)
- Jhoan Duran (#96)

YEAR-BY-YEAR SERIES RESULTS (SINCE 1988)

Year	Home	Road	Totals	Year	Home	Road	Totals	Year	Home	Road	Totals
1988	1-2	1-1	2-3	2003	1-3	1-3	2-6	2012	3-1	1-3	4-4
1989	1-1	2-1	3-2	2004	2-2	1-3	3-5	2013	2-2	4-0	6-2
1990	0-3	0-2	0-5	2005	1-3	3-1	4-4	2014	2-2	1-3	3-5
1991	1-1	1-2	2-3	2006	3-1	1-3	4-4	2015	2-1	3-0	5-1
1998	3-1	1-3	4-4	2007	3-1	1-3	4-4	2016	2-2	2-1	4-3
1999	4-0	3-1	7-1	2008	2-2	1-3	3-5	2017	2-2	2-2	4-4
2000	0-4	2-2	2-6	2009	2-2	2-2	4-4	2018	2-1	3-0	5-1
2001	1-3	2-2	3-5	2010	3-1	2-2	5-3	2019	2-1	1-2	3-3
2002	2-2	0-4	2-6	2011	3-1	2-2	5-3				

SERIES FACTS & CLUB INFO

Record Since 198893-96 (.492)	Team, Years in ILIn 133rd season
At Indianapolis50-45 (.526)	IL Titles (Last)10 (1997)
At Rochester43-51 (.457)	
Margin of Victory16 runs	Ballpark (Since)Frontier Field (1997)
1x, Last:.....6/11/12 (16-0 at IND)	Capacity10,840
Margin of Defeat13 runs	DimensionsLF-335, CF-402, RF-325
1x, Last:.....7/20/98 (20-7 at ROC)	
Sweeps (46 or More)2 (Indians)	Home Radio StationFox Sports 1280-WHTK
2x, Last:.....8/22-25, 2013 (at ROC)	BroadcastJosh Whetzel
Sweeps (46 or More)2 (Red Wings)	Indians HotelHoliday Inn Downtown
2x, Last:.....4/25-28, 2002 (at ROC)	Address70 State Street, Rochester, NY
	Phone(585) 546-3450

7/20-23 ROC

2020 SCHEDULE (Site)

7/28-30..... IND

SCRANTON/WILKES-BARRE RAILRIDERS

AFFILIATE OF THE NEW YORK YANKEES SINCE 2007

International League North
235 Montage Mountain Rd.
Moosic, PA 18507
Phone: (570) 969-2255
SWBRailRiders.com
@SWBRailriders



President John Adams
General Manager Katie Beekman


Field Manager (Since) Doug Davis (2020)
Pitching Coach Tommy Phelps
Hitting Coach Phil Plantier
Defensive Coaches Aaron Bossi, Raul Dominguez

Director of Media Relations & Broadcasting Adam Marco, (570) 558-4637
Contact Email amarco@swbrailriders.com

2019 RESULTS (INDIANS SPLIT SERIES, 3-3)

Date	Site	W/L	Score
5/7	SWB	L	3-1
5/8	SWB	L	5-4
5/9	SWB	W	4-2

Date	Site	W/L	Score
5/14	IND	W	4-2
5/15	IND	W	6-5
5/16	IND	L	7-4



DOUG DAVIS

1st season, SWB
N/A

3rd season, Triple-A
133-153 (.465)

NY Y SYSTEM

Top 10 Prospects

(by Baseball America)

1. Jasson Dominguez, of
2. Clarke Schmidt, rhp
3. Deivi Garcia, rhp
4. Luis Gil, rhp
5. Oswald Peraza, ss
6. Anthony Volpe, ss
7. Luis Medina, rhp
8. Roansy Contreras, rhp
9. Alexander Vizcaino, rhp
10. Albert Abreu, rhp

In BA's Top 100

- Jasson Dominguez (#38)
Clarke Schmidt (#62)
Deivi Garcia (#65)

YEAR-BY-YEAR SERIES RESULTS (SINCE 1989)

Year	Home	Road	Totals	Year	Home	Road	Totals	Year	Home	Road	Totals
1989	3-0	0-3	3-3	2004	0-4	1-3	1-7	2013	3-1	3-1	6-2
1990	1-2	2-1	3-3	2005	3-1	2-2	5-3	2014	2-2	0-4	2-6
1991	2-0	2-1	4-1	2006	2-2	2-2	4-4	2015	2-2	1-2	3-4
1998	2-2	3-1	5-3	2007	0-4	2-2	2-6	2016	1-2	0-3	1-5
1999	2-2	4-0	6-2	2008	1-3	2-2	3-5	2017	1-2	1-2	2-4
2000	3-1	1-3	4-4	2009	1-3	2-1	3-4	2018	2-1	1-2	3-3
2001	2-2	1-3	3-5	2010	1-3	0-4	1-7	2019	2-1	1-2	3-3
2002	2-2	3-1	5-3	2011	2-2	2-2	4-4				
2003	1-3	2-2	3-5	2012	3-1	3-1	6-2				

SERIES FACTS & CLUB INFO

Record Since 1989 85-98 (.464)	Team, Years in IL In 32nd season
At Indianapolis 44-48 (.478)	IL Titles (Last) 2 (2016)
At Scranton/Wilkes-Barre 41-50 (.451)	
Margin of Victory 12 runs	Ballpark (Since) PNC Field (1989)
<i>1x, Last:</i> 8/2/12 (13-1 at SWB)	Capacity 10,000
Margin of Defeat 13 runs	Dimensions LF-326, CF-408, RF-330
<i>1x, Last:</i> 7/28/01 (15-2 at SWB)	
Sweeps (4G or More) 1 (Indians)	Home Radio Station .. 1400 WICK-AM, 1140 WCDL-AM, 106.7 FM
<i>1x, Last:</i> 5/24-27, 1999 (at SWB)	Broadcast Adam Marco, Joe Vasile
Sweeps (4G or More) 4 (RailRiders)	
<i>4x, Last:</i> 5/5-8, 2014 (at SWB)	Indians Hotel Hilton Scranton & Conference Center
	Address 100 Adams Avenue, Scranton, PA
	Phone (570) 558-7330

7/24-26 ... SWB

2020 SCHEDULE (Site)

7/31-8/2... IND

SYRACUSE METS

AFFILIATE OF THE NEW YORK METS SINCE 2019

International League North
One Tex Simone Drive
Syracuse, NY 13208
Phone: (315) 474-7833
SyracuseMets.com
@SyracuseMets



General Manager..... Jason Smorol

Field Manager (Since)..... Chad Kreuter (2020)

Pitching Coach..... DJ Carrasco

Hitting Coach..... Joel Chimelis


Bench Coach..... Rich Donnelly

Broadcasting & Media Relations Director..... Michael Tricarico, (315) 474-7833

Contact Email..... mtricarico@syracusemets.com

2019 RESULTS (INDIANS LOST SERIES, 3-4)

Date	Site	W/L	Score	Date	Site	W/L	Score
7/15	IND	L	20-1	7/23	SYR	W	7-6
7/16	IND	L	5-2	7/24	SYR	W	1-0
7/17	IND	L	15-5	7/25	SYR	L	3-2
7/18	IND	W	9-1				



CHAD KREUTER

1st season, SYR

N/A

1st season, Triple-A

N/A

NYM SYSTEM

Top 10 Prospects

(by Baseball America)

1. Ronny Mauricio, ss
2. Francisco Alvarez, c
3. Brett Baty, 3b
4. Matt Allan, rhp
5. Andres Gimenez, ss
6. Mark Vientos, 3b
7. Thomas Szapucki, lhp
8. Josh Wolf, rhp
9. Kevin Smith, lhp
10. David Peterson, lhp

In BA's Top 100

Ronny Mauricio (#66)
Francisco Alvarez (#67)

YEAR-BY-YEAR SERIES RESULTS (SINCE 1988)

Year	Home	Road	Totals	Year	Home	Road	Totals	Year	Home	Road	Totals
1988	2-0	3-0	5-0	2003	2-2	4-0	6-2	2012	3-1	3-1	6-2
1989	1-2	1-2	2-4	2004	2-2	1-3	3-5	2013	0-4	1-3	1-7
1990	2-1	1-2	3-3	2005	3-1	2-2	5-3	2014	3-1	1-3	4-4
1991	2-1	1-1	3-2	2006	1-3	4-0	5-3	2015	3-0	2-1	5-1
1998	3-1	1-3	4-4	2007	2-2	2-2	4-4	2016	2-1	2-2	4-3
1999	3-1	2-2	5-3	2008	1-3	3-1	4-4	2017	4-0	1-2	5-2
2000	1-3	1-3	2-6	2009	3-1	2-2	5-3	2018	2-1	1-2	3-3
2001	3-1	2-2	5-3	2010	2-2	3-1	5-3	2019	1-3	2-1	3-4
2002	0-4	0-4	0-8	2011	3-1	2-2	5-3				

SERIES FACTS & CLUB INFO

Record Since 1988.....102-89 (.534)
At Indianapolis.....54-42 (.563)
At Syracuse.....48-47 (.505)

Margin of Victory.....14 runs
1x, Last:.....5/30/06 (16-2 at SYR)

Margin of Defeat.....19 runs
1x, Last:.....7/15/19 (20-1 at IND)

Sweeps (4G or More).....3 (Indians)
3x, Last:.....8/10-13, 2017 (at IND)

Sweeps (4G or More).....3 (Mets)
3x, Last:.....7/26-29, 2013 (at IND)

Team, Years in IL.....In 106th season
IL Titles (Last).....8 (1976)

Ballpark (Since).....NBT Bank Stadium (1997)
Capacity.....11,071
Dimensions.....LF-330, CF-400, RF-330

Home Radio Station.....The Score 1260 AM-WSKO
Broadcasters.....Michael Tricarico, Evan Stockton

Indians Hotel.....Embassy Suites by Hilton
Address.....311 Hiawatha Blvd. W., Syracuse, NY
Phone.....(315) 303-1650

6/2-4.....SYR

2020 SCHEDULE (Site)

6/9-11.....IND

TOLEDO MUD HENS

AFFILIATE OF THE DETROIT TIGERS SINCE 1987

International League West
406 Washington Street
Toledo, OH 43604
Phone: (419) 725-4367
MudHens.com
@MudHens



President & CEO.....Joseph Napoli
 Executive Vice President & General Manager.....Erik Ibsen

Field Manager (Since).....Tom Prince (2020)
 Pitching Coach.....Juan Nieves
 Hitting Coach.....Mike Hessman
 Development Coach.....C.J. Wamsley

Communications Manager.....Rob Wiercinski, (419) 720-4400
 Contact Email.....rwiercinski@mudhens.com

2019 RESULTS (INDIANS WON SERIES, 13-12)

Date	Site	W/L	Score	Date	Site	W/L	Score
4/9	TOL	W	9-6	7/31	TOL	W	6-4
4/10	TOL	W	4-3	8/1	TOL	W	11-5
4/15	IND	W	9-1	8/19	TOL	L	12-4
4/16	IND	W	4-3	8/21 (1)	TOL	L	9-8 (7)
4/17	IND	W	8-7	8/21 (2)	TOL	W	3-1 (7)
6/6	TOL	W	3-2	8/22	TOL	L	5-4
6/7	TOL	L	3-1	8/26	IND	L	4-1
6/8 (1)	TOL	L	3-2 (8)	8/27	IND	L	11-3
6/8 (2)	TOL	L	8-2 (7)	8/28	IND	W	7-4
6/9	TOL	W	6-2	8/29	IND	L	7-2
7/4	IND	L	7-6				
7/5 (1)	IND	W	4-3 (7)				
7/5 (2)	IND	W	3-0 (7)				
7/6	IND	L	9-6 (10)				
7/7	IND	L	4-0				



TOM PRINCE

1st season, TOL
N/A

1st season, Triple-A
N/A

DET SYSTEM

Top 10 Prospects

(by Baseball America)

1. Casey Mize, rhp
2. Matt Manning, rhp
3. Tarik Skubal, lhp
4. Riley Greene, of
5. Isaac Paredes, 3b/ss
6. Alex Faedo, rhp
7. Daz Cameron, of
8. Franklin Perez, rhp
9. Willi Castro, ss
10. Jake Rogers, c

In BA's Top 100

- Casey Mize (#13)
 Matt Manning (#17)
 Tarik Skubal (#34)
 Riley Greene (#49)
 Isaac Paredes (#100)

YEAR-BY-YEAR SERIES RESULTS (SINCE 1988)

Year	Home	Road	Totals	Year	Home	Road	Totals	Year	Home	Road	Totals
1988	2-1	2-0	4-1	2003	4-4	3-4	7-8	2012	7-3	7-4	14-7
1989	0-2	1-2	1-4	2004	6-2	6-2	12-4	2013	8-3	7-3	15-6
1990	3-0	0-3	3-3	2005	5-3	3-5	8-8	2014	5-6	5-5	10-11
1991	1-1	2-1	3-2	2006	4-4	2-6	6-10	2015	6-5	8-4	14-9
1998	6-2	4-4	10-6	2007	4-4	1-7	5-11	2016	5-7	7-5	12-12
1999	7-1	3-5	10-6	2008	5-6	4-6	9-12	2017	9-4	4-8	13-12
2000	5-3	5-3	10-6	2009	5-6	6-4	11-10	2018	7-7	7-3	14-10
2001	7-1	2-6	9-7	2010	6-4	5-6	11-10	2019	6-6	7-6	13-12
2002	6-2	3-5	9-7	2011	6-5	6-4	12-9				

SERIES FACTS & CLUB INFO

Record Since 1988245-203 (.547)	Team, Years in ILIn 57th Season
At Indianapolis135-92 (.595)	IL Titles (Last)3 (2006)
At Toledo110-111 (.498)	
Margin of Victory12 runs	Ballpark (Since)Fifth Third Field (2002)
3x, Last:.....6/27/10 (15-3 at IND)	Capacity10,300
Margin of Defeat11 runs	DimensionsLF-320, CF-400, RF-320
2x, Last:.....8/13/14 (11-0 at TOL)	
Sweeps (4G or More)3 (Indians)	Home Radio StationWCWA-1230 AM
3x, Last:.....5/19-21, 2017 (at IND)	Broadcast TeamJim Weber (IL HOF)
Sweeps (4G or More)1 (Mud Hens)	
1x, Last:.....6/22-25, 2007 (at TOL)	Indians HotelRenaissance Hotel
	Address444 N. Summit Street, Toledo, OH
	Phone(419) 244-2444

2020 SCHEDULE (Site)

4/9-12IND	5/26-28 IND	7/7-9IND	8/28-30 TOL
4/16-19TOL	6/29-7/1.....TOL	8/3-5IND	



2020 TRIPLE-A CLUBS & AFFILIATES

INTERNATIONAL LEAGUE

Triple-A Team	MLB Parent Club
Buffalo Bisons	Toronto Blue Jays
Charlotte Knights	Chicago White Sox
Columbus Clippers	Cleveland Indians
Durham Bulls	Tampa Bay Rays
Gwinnett Stripers	Atlanta Braves
Indianapolis Indians	Pittsburgh Pirates
Lehigh Valley IronPigs	Philadelphia Phillies
Louisville Bats	Cincinnati Reds
Norfolk Tides	Baltimore Orioles
Pawtucket Red Sox	Boston Red Sox
Rochester Red Wings	Minnesota Twins
Scranton/Wilkes-Barre RailRiders	New York Yankees
Syracuse Mets	New York Mets
Toledo Mud Hens	Detroit Tigers

PACIFIC COAST LEAGUE

Triple-A Team	MLB Parent Club
Albuquerque Isotopes	Colorado Rockies
El Paso Chihuahuas	San Diego Padres
Fresno Grizzlies	Washington Nationals
Iowa Cubs	Chicago Cubs
Las Vegas Aviators	Oakland Athletics
Memphis Redbirds	St. Louis Cardinals
Nashville Sounds	Texas Rangers
Oklahoma City Dodgers	Los Angeles Dodgers
Omaha Storm Chasers	Kansas City Royals
Reno Aces	Arizona Diamondbacks
Round Rock Express	Houston Astros
Sacramento River Cats	San Francisco Giants
Salt Lake Bees	Los Angeles Angels of Anaheim
San Antonio Missions	Milwaukee Brewers
Tacoma Rainiers	Seattle Mariners
Wichita Wind Surge	Miami Marlins



Led by Indy Indians, American Association and *Sporting News* Minor League MVP Don Buford (front right), Indianapolis captured its first Governors' Cup in 1963. (Photo by Indianapolis Indians)



In 2000 -- Indy's fourth overall season in the International League -- the Tribe captured their second Governors' Cup with a 3-2 series win over Scranton/Wilkes-Barre. (Photo by Indianapolis Indians)



2019 REVIEW

2019 INDIANAPOLIS INDIANS (66-74)

Team Batting Stats

BATTERS	AVG	G	AB	R	H	TB	2B	3B	HR	RBI	BB-IBB	SO	SB	CS	OBP	SLG	OPS	PA	SAC	SF	HB	DP	E
Baron, Steven	.180	45	133	17	24	33	3	0	2	8	13-0	38	0	0	.264	.248	.512	149	1	0	2	2	4
Cervelli, Francisco	.438	5	16	3	7	11	1	0	1	3	2-0	5	0	0	.550	.688	1.238	20	0	0	2	1	0
*Chisenhall, Lonnie	.208	7	24	2	5	6	1	0	0	0	0-0	8	0	0	.208	.250	.458	24	0	0	0	0	0
Craig, Will	.249	131	494	69	123	215	23	0	23	78	44-1	146	2	3	.326	.435	.761	556	0	4	14	15	3
Diaz, Elias	.414	7	29	5	12	15	3	0	0	4	1-0	5	0	0	.433	.517	.951	30	0	0	0	0	0
*Dickerson, Corey	.182	9	33	4	6	7	1	0	0	4	3-0	8	0	0	.237	.212	.449	38	0	2	0	1	0
Elmore, Jake	.322	109	367	56	118	167	31	0	6	35	37-5	55	3	8	.387	.455	.842	414	1	4	5	11	6
*Franklin, Nick	.193	44	114	15	22	36	5	0	3	12	15-0	31	2	2	.289	.316	.605	136	1	4	2	5	5
González, Erik	.192	20	78	6	15	23	3	1	1	10	3-0	29	1	1	.222	.295	.517	81	0	0	0	1	1
Hayes, Ke'Bryan	.265	110	427	64	113	177	30	2	10	53	43-0	90	12	1	.336	.415	.751	480	1	4	5	8	3
Hill, Logan	.184	14	49	7	9	19	4	0	2	3	2-0	12	0	0	.259	.388	.647	54	0	0	3	0	0
Kang, Jung Ho	.444	8	27	4	12	18	3	0	1	6	4-0	8	0	0	.516	.667	1.183	31	0	0	0	1	1
Kelley, Christian	.179	80	252	24	45	71	9	1	5	21	21-0	79	0	0	.251	.282	.533	281	2	2	4	4	6
Kivlehan, Patrick	.212	24	85	11	18	35	5	0	4	9	8-0	27	0	0	.287	.412	.699	95	1	0	1	3	3
*Kramer, Kevin	.260	113	393	49	102	164	30	1	10	54	43-0	116	4	5	.335	.417	.752	448	0	7	5	7	10
*Martin, Jason	.259	101	370	47	96	155	25	5	8	50	29-1	79	9	6	.312	.419	.731	406	2	4	1	3	3
Newman, Kevin	.233	8	30	5	7	9	2	0	0	1	5-0	7	0	1	.343	.300	.643	35	0	0	0	0	0
Osuna, Jose	.268	19	71	13	19	34	7	1	2	13	9-0	22	2	0	.361	.479	.840	83	0	1	2	4	0
Owen, Hunter	.192	42	120	12	23	39	4	0	4	9	10-0	45	0	0	.297	.325	.622	138	0	0	8	1	2
*Polanco, Gregory	.267	13	45	5	12	19	4	0	1	11	9-0	16	2	0	.389	.422	.811	54	0	0	0	0	0
Reyes, Alfredo	.278	8	18	2	5	7	0	1	0	2	0-0	6	0	0	.278	.389	.667	18	0	0	0	0	0
Reyes, Pablo	.286	51	175	22	50	95	15	0	10	30	13-0	37	5	3	.342	.543	.885	191	1	0	2	2	6
#Reynolds, Bryan	.367	13	49	10	18	36	1	1	5	11	7-0	11	3	2	.446	.735	1.181	57	0	0	1	0	1
*Robinson, Trayvon	.297	92	263	31	78	119	10	5	7	36	36-2	67	6	2	.381	.452	.833	302	0	2	1	6	2
*Shuck, JB	.268	53	142	17	38	63	12	2	3	14	16-0	17	3	1	.342	.444	.785	158	0	0	0	2	1
Stallings, Jacob	.275	15	51	11	14	29	9	0	2	7	4-0	9	0	0	.361	.569	.929	61	0	2	4	0	1
#Sweeney, Darnell	.225	29	89	10	20	32	4	1	2	13	5-0	35	2	1	.281	.360	.641	98	2	0	2	3	1
*Tolman, Mitchell	.273	12	33	7	9	19	2	1	2	4	5-0	7	0	0	.368	.576	.944	38	0	0	0	1	4
#Tucker, Cole	.261	77	310	51	81	128	15	4	8	28	38-1	73	11	3	.346	.413	.759	353	3	0	2	6	11
*Weiss, Eric	.206	14	34	3	7	16	1	1	2	4	4-0	10	1	0	.289	.471	.760	38	0	0	0	0	0
Wood, Eric	.247	78	227	30	56	94	11	0	9	32	22-0	68	1	2	.319	.414	.733	254	0	2	3	6	3
Team Totals	.253	140	4624	616	1170	1898	275	27	133	567	456-10	1198	69	41	.327	.410	.737	5216	28	38	69	96	86

Team Pitching Stats

Player	W-L	ERA	G-GS	CG	SHO	GF	HLD	SV-SVO	IP	H	R	ER	HR	HB	BB-IBB	SO	WP	BK	WHIP	AVG	DP	BF	AB
Agrazal, Dario	4-4	4.78	12-12	0	0	0	0	0-0	64.0	62	36	34	8	3	12-0	55	2	0	1.16	.258	8	259	240
*Braulit, Steven	0-0	4.50	1-1	0	0	0	0	0-0	4.0	3	2	2	0	0	5-0	2	1	0	2.00	.214	1	19	14
*Brentz, Jake	1-0	5.55	27-0	0	0	17	2	8-8	35.2	42	24	22	4	2	23-0	41	2	0	1.82	.296	2	168	142
Brubaker, JT	2-1	2.57	4-4	0	0	0	0	0-0	21.0	19	6	6	2	3	4-0	20	1	0	1.10	.241	1	86	79
Cederlind, Blake	0-1	7.50	3-0	0	0	0	0	0-1	6.0	11	5	5	1	1	2-0	5	1	1	2.17	.393	2	32	28
Davis, Rookie	1-6	5.64	13-9	0	0	1	0	0-0	52.2	61	33	33	9	1	22-0	40	1	0	1.58	.295	5	232	207
DuRapau, Montana	2-1	2.14	37-0	0	0	20	5	10-10	46.1	21	13	11	3	2	14-1	57	1	0	0.76	.135	3	175	156
Eckelman, Matt	0-0	15.43	3-0	0	0	1	0	0-0	2.1	10	5	4	0	1	0-0	2	1	0	4.29	.625	1	17	16
*Escobar, Elvis	0-0	0.00	1-0	0	0	1	0	0-0	2.0	1	0	0	0	0	2-0	2	0	0	1.50	.143	0	9	7
Escobar, Luis	2-1	4.09	24-5	0	0	5	2	1-3	55.0	54	27	25	7	2	32-0	57	3	1	1.56	.263	7	241	205
Feliz, Michael	0-0	1.20	10-0	0	0	6	1	2-3	15.0	13	2	2	1	1	7-0	22	0	0	1.33	.236	0	65	55
Hartlieb, Geoff	4-1	2.50	26-0	0	0	10	4	3-6	39.2	31	11	11	0	0	15-0	50	5	2	1.16	.212	5	163	146
Holmes, Clay	2-1	6.32	10-0	0	0	4	1	1-3	15.2	17	15	11	1	1	15-1	13	0	1	2.04	.279	1	80	61
Kela, Keone	0-0	13.50	4-1	0	0	0	0	0-0	3.1	5	5	5	2	0	1-0	7	0	0	1.80	.333	0	16	15
Keller, Mitch	7-5	3.56	19-19	0	0	0	0	0-0	103.2	94	44	41	9	7	35-0	123	5	0	1.24	.243	8	436	387
*Keselica, Sean	1-6	4.33	29-0	0	0	11	3	1-1	52.0	52	28	25	4	5	33-0	49	3	0	1.63	.264	4	239	197
Liranzo, Jesus	0-3	8.13	22-0	0	0	5	5	1-2	31.0	36	30	28	7	1	21-0	30	6	0	1.84	.298	4	147	121
Lyles, Jordan	0-0	1.69	1-1	0	0	0	0	0-0	5.1	2	1	1	1	0	3-0	7	0	0	0.94	.111	0	21	18
*Lyons, Tyler	4-3	3.35	35-0	0	0	12	4	3-5	45.2	34	20	17	4	1	16-0	55	4	0	1.09	.210	4	181	162
Markel, Parker	1-0	0.00	4-0	0	0	2	0	0-0	6.0	0	0	0	0	1	3-0	13	1	0	0.50	.000	1	21	17
Marvel, James	7-0	2.67	11-11	1	1	0	0	0-0	60.2	46	19	18	4	3	22-1	53	5	1	1.12	.214	7	245	215
Maurer, Brandon	2-0	4.26	6-0	0	0	1	2	0-1	6.1	5	3	3	0	0	4-0	7	1	0	1.42	.208	0	28	24
McRae, Alex	7-8	5.20	22-22	0	0	0	0	0-0	114.1	128	70	66	20	5	43-0	101	5	0	1.56	.286	17	502	448
Neverauskas, Dovydas	3-4	5.02	36-0	0	0	20	6	9-10	52.0	51	30	29	8	1	22-2	73	2	0	1.40	.256	4	225	199
Ponce, Cody	1-3	5.30	4-4	0	0	0	0	0-0	18.2	18	14	11	4	0	7-0	20	1	0	1.34	.250	2	82	72
Ramirez, Yefry	1-4	5.20	15-5	0	0	2	1	0-0	45.0	42	28	26	5	2	29-0	58	3	2	1.58	.247	3	203	170
Rodriguez, Richard	1-0	3.00	2-0	0	0	1	0	1-2	3.0	2	1	1	1	0	0-0	3	0	0	0.67	.182	0	11	11
Rios, Yacksel	0-0	2.35	9-0	0	0	3	1	1-1	15.1	19	4	4	2	1	4-0	12	2	0	1.50	.306	1	67	62
*Shuck, JB	0-0	3.79	14-2	0	0	8	0	0-0	19.0	15	8	8	3	2	17-0	23	2	0	1.68	.214	1	90	70
Stratton, Chris	0-1	4.50	2-0	0	0	0	0	0-1	4.0	7	4	2	1	0	1-0	4	0	0	2.00	.368	1	20	19
Sweeney, Darnell	0-0	3.38	2-0	0	0	2	0	0-0	2.2	4	1	1	0	0	3-0	2	1	0	2.63	.333	0	15	12
Vasquez, Pedro	1-1	7.71	2-1	0	0	0	0	0-0	9.1	7	8	8	1	0	4-0	10	0	0	1.18	.206	1	38	34
Vera, Eduardo	5-9	6.75	23-22	0	0	1	0	0-0	118.2	145	92	89	17	12	33-0	83	4	1	1.50	.308	10	528	471
*Vieaux, Cam	4-2	5.05	13-13	0	0	0	0	0-0	62.1	63	35	35	15	4	29-0	61	2	0	1.48	.260	2	278	242
*Waddell, Brandon	3-7	8.70	29-7	0	0	4	7	1-3	61.0	78	62	59	11	0	40-1	69	3	0	1.93	.302	2	302	258
*Weiman, Blake	0-1	4.63	8-0	0	0	2	0	1-2	11.2	12	7	6	3	2	4-0	10	0	1	1.37	.267	0	53	45
Williams, Trevor	0-1	6.00	1-1	0	0	0	0	0-0	3.0	4	2	2	0	0	1-0	5	0	0	1.67	.308	0	14	13
Team Totals	66-74	4.82	140-140	1	6	139	44	43-52	1213.1	1214	695	550	158	64	528-6	1244	68	10	1.44	.262	108	5308	4651

SEASON RECAP: For a second straight season, the Indians finished tied for second in the International League West. The Tribe knotted with Toledo at 66-74, 15.0 games behind Columbus who had the IL's best regular season record (81-59) and were later crowned Governors' Cup champions. Indy closed out the 2010 decade with zero last place finishes, two third place finishes, five second place finishes and three outright division championships. The 66-74 mark was Indy's worst finish since going 66-78 in 2004, its last season as the Triple-A affiliate of the Milwaukee Brewers. The sub-.500 mark was just the sixth in 15 seasons as Pittsburgh's Triple-A affiliate dating back to 2005, with the other losing campaigns coming from 2007-10 and again in 2016. Indy was a season-high 11 games over .500 twice (31-20 on May 31, 34-23 on June 6) and a season-low nine games under (65-74 on September 1). The Tribe's best month was May when they went 18-9 but for a second consecutive year, they struggled in August with a 10-20 record (went 14-18 in August 2018). Indy was 44-44 at the All-Star break and went 22-30 after the break. The Indians never once found themselves alone in last place in the division and were either tied or owned the division lead a total of 21 days during the regular season.

THE HITTING: Indy's offense finished third among IL teams in doubles (275) and sixth in triples (27) but were at or near the bottom in many other categories. The Tribe were second-to-last in average (.253), hits (1170) and on-base percentage (.327) and last overall in runs scored (616), total bases (1898), home runs (133), RBI (567) and slugging percentage (.410). The Indians belted 57 of their 133 home runs at Victory Field, the highest mark for Indy in the Circle City since 2010; Indy's 71 home runs on the road were the most since clubbing 76 in 2005. The Tribe hit 32 home runs in April (had only 6 in April 2018) and ripped 34 dingers in July, both the highest totals for those single months dating back to 2005. Indy's offense struck out 1,198 times to establish a new franchise record, stole 69 bases (fewest since 66 in 1971) and had 28 sacrifice bunts (7-2nd fewest in a season dating back to 1941).

THE PITCHING: Indy's pitching staff led the IL with 43 saves in 62 opportunities, marking the first time the Tribe have converted the most saves in their respective league since posting a league-best 47 in 1999. Indy set new franchise records in strikeouts (1244, previous high was 1153 in 2013) and home runs allowed (158, previous high was 145 in 2005). The Indians ranked fourth in fewest runs allowed (695) and hit batters (64) and sixth in both ERA (4.82) and average against (.262). Indy's starters carried the weight in May with a collective 14-5 record and 4.05 ERA. The relief corps' best month came in April when they went 7-5 with a 4.25 ERA. A total of 37 players took the mound at least once for the Tribe, a new franchise record.

THE DEFENSE: Indy's defense finished second in the league with a .983 fielding percentage (86 errors in 4957 total chances). Tribe catchers committed a league-low five passed balls, as well, but gave up 110 stolen bases, third most in the league and the most by an Indy team since giving up 113 stolen bases in 2015. Indians outfielders collected 19 assists and were led by two-way player JB Shuck with six.

ALL-STARs: The Indians had four Indianapolis League midseason All-Stars and two players named to the IL postseason All-Star team. RHP Mitch Keller (elected), RHP Montana DuRapau (selected) and RHP Dovydas Neverauskas (selected) were initially placed on the IL midseason All-Star team. Of Trayvon Robinson was eventually added to the roster and was Indy's lone representative at the Triple-A All-Star Game in El Paso, Texas. Keller and 2B Jake Elmore were elected to the postseason All-Star squad, with Keller taking home IL's Most Valuable Pitcher honors.

KELLER BALL: Ranked as Pittsburgh's No. 1 prospect by *Baseball America* and MLB.com prior to the season, Mitch Keller lived up to the hype by delivering a 7-5 record, 3.56 ERA (41er/103.2ip) and 123 strikeouts in 19 starts for Indianapolis. He became the fifth Tribe pitcher to earn IL Most Valuable Pitcher honors, joining Fritz Ackley (1963), Ben Hendrickson (2004), Zach Duke (2005) and Steven Brault (2017), and was also named Indianapolis' Pitcher of the Year. In addition to his mid and postseason All-Star elections, Keller was named IL Pitcher of the Week (April 15-21, July 8-14). Keller recorded the fifth, sixth and seventh 10-plus strikeout games of his career, including a career-high 13 punchouts on June 7 at Toledo (5.0ip), the most by a Tribe pitcher since Ian Snell fanned 17 on June 28, 2009 vs. Toledo. In Keller's outing, his first 12 outs were all whiffs.

MONTHLY AWARDS: The Tribe coaches selected a player of the month from April thru August. The winners and their monthly stats are below:

April - RHP Montana DuRapau (9 games: 1-1, 2sv, 0.00 ERA, 11.1ip, 3h, 1r, 0er, 0hr, 2bhp, 4bb, 14k, 0.62 WHIP, .086 AVG)

May - 1B Will Craig (27 games: .282 AVG, 29 H, 8 HR, 7 2B, 20 RBI, .351 OBP, .583 SLG, .933 OPS)

June - RHP Mitch Keller (4 starts: 1-2, 1.54 ERA, 23.1ip, 16h, 6r, 4er, 1hr, 3bhp, 7bb, 26k, 0.99 WHIP, .195 AVG)

July - RHP James Marvel (5 starts: 3-0, 2.12 ERA, 29.2ip, 14h, 7r, 7er, 1hr, 3bhp, 10bb, 30k, 0.81 WHIP, .146 AVG)

August - 3B Ke'Bryan Hayes (28 games: .327 AVG, 3 HR, 4 2B, 15 RBI, 2 SB, .379 OBP, .452 SLG, .831 OPS)

MAJOR LEAGUE DEBUTS: The Indians sent nine players to Pittsburgh for their major league debuts in 2019, three position players and six pitchers. The list of players, their debut performances and season totals for the Pirates are below:

OF Jason Martin (April 6 vs. Cincinnati): 1-for-2, BB, SB, R, 20 games: .250 AVG (9-for-36), 2 2B, 2 RBI, 5 R, 4 BB, 10 K, 2 SB, .325 OBP, .306 SLG, .631 OPS
INF Cole Tucker (April 20 vs. San Francisco): 1-for-3, HR, 2 RBI, R, K, 56 games: .211 AVG (31-for-147), 2 HR, 3 3B, 10 2B, 13 RBI, 16 R, 10 BB, 40 K, .266 OBP, .361 SLG, .626 OPS
OF Bryan Reynolds (April 20 vs. San Francisco): 1-for-2, K, 134 games: .314 AVG (154-for-491), 16 HR, 43B, 37 2B, 68 RBI, 83 R, 46 BB, 121 K, 3 SB, .377 OBP, .503 SLG, .880 OPS
RHP Montana DuRapau (May 9 at St. Louis): 2.0ip, 3h, 1r, 0er, 0bb, 1k; 14 games/2 starts: 0-1, 9.35 ERA, 17.2ip, 27h, 24r, 18er, 4hr, 2bhp, 9bb, 22k, 2.08 WHIP, .342 AVG
RHP Geoff Hartlieb (May 18 at San Diego): 1.0ip, 0h, 0r, 0bb, 1k; 29 games: 0-1, 9.00 ERA, 35.0ip, 52h, 35r, 35er, 8hr, 18bb, 38k, 2.00 WHIP, .351 AVG
RHP Mitch Keller (May 27 [2] at Cincinnati): 4.0ip, 7h, 6r, 1hr, 2bb, 7k; 11 games/11 starts: 1-5, 7.13 ERA, 48.0ip, 72h, 41r, 38er, 6hr, 1bhp, 16bb, 65k, 1.83 WHIP, .348 AVG
RHP Darío Aguirre (June 15 at Miami): ND, 4.0ip, 6h, 3r, 2er, 1bhp, 0bb, 3k; 15 games/14 starts: 4-5, 4.91 ERA, 73.1ip, 82h, 43r, 40r, 15hr, 10bhp, 18bb, 41k, 1.36 WHIP, .283 AVG
RHP Luis Escobar (July 13 at Chicago [NL]): 2.0ip, 4h, 0r, 0bb, 1k; 4 games: 0-0, 7.94 ERA, 5.2ip, 10h, 5r, 1er, 1hr, 1bhp, 4bb, 2k, 2.47 WHIP, .455 AVG
RHP James Marvel (September 8 vs. St. Louis): 5.0ip, 4h, 2r, 2er, 2bb, 2k; 4 games/4 starts: 0-3, 8.31 ERA, 17.2ip, 25h, 16r, 16er, 4hr, 2bhp, 6bb, 9k, 1.79 WHIP, .338 AVG

MAJOR LEAGUE REHABS: The Indians had 17 different players appear for them on major league rehab assignments and carried at least one major league rehabber for 127 of the 150 days spanning April 6-September 2. The Tribe had a total of 11 players rehab for them in the 2017 and 2018 seasons combined. A list of the position players and pitchers to rehab for Indy is below:

Position Players: C Elias Diaz (April 9-20), OF Gregory Polanco (April 13-21, July 4-18), OF Lonnie Chisenhall (April 19-26, May 14-21), INF Kevin Newman (April 23-May 3), C Jacob Stallings (April 27-May 16), UTIL Jose Osuna (April 30-May 2), OF Corey Dickerson (May 24-June 7), INF Jung Ho Kang (May 27-June 7), INF Erik Gonzalez (June 28-July 12, July 17-August 1), RHP Francisco Cervelli (August 13-21).

Pitchers: RHP Dovydas Neverauskas (April 13-17), RHP Keone Kela (May 25-30, July 13-21), RHP Chris Stratton (June 11-17), RHP Trevor Williams (June 13-18), RHP Rookie Davis (June 16-17, August 11-14), RHP Jordan Lyles (June 23-28), LHP Steven Brault (August 1-5).

GOLD DIGGERS: Following the conclusion of the 2019 season, 1B Will Craig and 3B Ke'Bryan Hayes were recognized by Minor League Baseball for their defensive excellence with Rawlings Gold Glove Awards. The Gold Glove honor was the first of Craig's career and third straight for Hayes at the hot corner, making him just the second minor league (also: Ramon Conde, 1959-61) to ever win three consecutive Gold Gloves. Craig was the third Tribe first baseman in franchise history to win a Gold Glove, joining John Harris (1983) and Edwin Espinal (2017), while Hayes was the first Indy third baseman to ever take home the award. Craig and Hayes were the eighth and ninth Gold Glovers from Indy and first set of Tribe teammates to win the award since Harris and C Dave Van Gorder in 1983.

CAN'T TAME KRAMER: Kevin Kramer reached the 30-double mark for a second straight season in a Tribe uniform and has totaled 65 two-baggers in two Triple-A seasons. Since 1950, Kramer is one of three Tribe players to log consecutive campaigns with 30-plus doubles, joining Rocky Colavito (1954-55) and Jack Doughterty (1987-88). Kramer saw his home run total with Indy drop from 15 in 2018 to 10 in 2019, but he did launch his first career grand slam on May 3 vs. Louisville. The long ball sparked a career-high five RBI showing for the California native.

ELMO'S WORLD: Jake Elmore led the IL in batting average up until the final week of the regular season, but he still managed a .322 average (2nd in IL). Elmore also ranked among IL leaders in on-base percentage (4th, .387) and doubles (7-T5th, 31). The journeyman had a team-leading 34 multi-hit performances, as well. Elmore had his contract selected by Pittsburgh on May 13 but only went 1-for-20 before being designated for assignment and eventually outrighted to Indianapolis. He wasn't on Pittsburgh's radar for a September callup but injuries to the Buccos in the middle of September led to an unexpected phone call from the Pirates. Elmore returned to the big leagues and went 3-for-5 with one double and two RBI in his first September start. He went 9-for-27 (.333) through nine games in the final month of the season.

MARVEL-OUS: James Marvel made the jump from Double-A Altoona to Indianapolis on July 5, and he threw a 7.0-inning, complete-game shutout in his Tribe debut that night against Toledo. In his final 18 minor league starts between Altoona and Indy, the Curve and Indians managed a sparkling 17-1 record. From July 5 to the end of Indy's season, Marvel ranked first among IL leaders in wins (7) and average against (.21, .214), tied for first in starts (11), second in WHIP (1.12) and ERA (.267), tied for fifth in double plays induced (7), seventh in innings pitched (60.2) and eighth in strikeouts (53).

CRAIG CRUSHED: Will Craig finished the year with a career-high 23 home runs and 78 RBI, both team highs. His 23 home runs tied for fourth most in a single season in the Victory Field era (1996-present) and were the most by a Tribe player since Graham Koonce clubbed 23 in 2005. Craig's 78 RBI are eighth on the Victory Field era leaderboard and were the most in a season since Brandon Moss had 96 in 2010. Craig had the longest hitting streak among all Tribe players in 2019, registering a 14-game streak from May 25-June 8, during which he hit .368 (21-for-57). The streak was the longest by a Tribe player since Ryan Lavarney had a 14-gamer from June 3-28, 2018. Craig did strike out a franchise-record 146 times (old record: 133 by Mike Fuentes in 1984 and John Hale in 1980), tied for sixth most in the IL. Craig was Pittsburgh's lone representative in the SiriusXM All-Star Futures Game held at Progressive Field in Cleveland, Ohio, and he was named in both of his at-bats while starting at first base for the National League squad.

THAT DUDE DURAPAU: Montana DuRapau's third go-around in Triple-A was undoubtedly his best. In 37 games (46.1ip), the right-handed reliever went 2-1, converted all 10 of his save chances and posted a 2.14 ERA, 0.76 WHIP and .135 average against. He had a 1.25 ERA and 0.55 WHIP in 21.8 innings pitched at Victory Field and was especially tough on right-handed hitters in Triple-A, holding them to a .091 average (9-for-99), two doubles, two walks and 212 OPS while striking out 36. DuRapau had the longest scoreless streak (16.1ip, July 13-Sept. 1) for any Tribe hurler in 2019.

2019 NOTES & HIGHLIGHTS

2019 TEAM AWARD-WINNERS

TEAM SEASON AWARD	PLAYER	STATS
Most Valuable Player	Jake Elmore	.322 AVG, 6 HR, 31 2B, 35 RBI
Pitcher of the Year	Mitch Keller	7-5, 3.56 ERA, 123 K
Rookie of the Year	Ke'Bryan Hayes	.265 AVG, 30 2B, 2 3B, 53 RBI
Reliever of the Year	Montana DuRapau	2-1, 2.14 ERA, 10 SV, 0.76 WHIP
Hustle & Grit (Pitcher)	James Marvel	7-0, 2.67 ERA, 60.2 IP, 53 K
Hustle & Grit (Position Player)	Christian Kelley	648.0 INN, 23 CS, .992 FPCT

ELMO'S WORLD

Annual Indianapolis Indians team awards date back to 1943. That year, C Stewart Hofferth took home Team and American Association MVP honors. Seventy-six years later, UTIL Jake Elmore was named Team MVP after hitting .322, the highest average by a Tribe player since Jason Hardtke in 1999.



Jake Elmore (Photo by Austin Friedline)



Mitch Keller (Photo by Austin Friedline)



Ke'Bryan Hayes (Photo by Austin Friedline)



Montana DuRapau (Photo by Austin Friedline)



James Marvel (Photo by Justin Casterline)



Christian Kelley (Photo by Austin Friedline)

2019 DAY-BY-DAY

DATE	OPP.	W/L	SCORE	REC	HOME	ROAD	POS	GA/GB	WINNING PITCHER	LOSING PITCHER	SAVE	TIME	ATT	H. ATT
4/4	@ COL	L	10-4	0-1	--	0-1	T-3rd	-1.0	Martinez (1-0)	Liranzo (0-1)	--	3:32	5,698	--
4/5	@ COL	L	5-4 (11)	0-2	--	0-2	T-3rd	-2.0	Pounders (1-0)	DuRapau (0-1)	--	3:42	4,275	--
4/6	@ COL	L	7-4	0-3	--	0-3	T-3rd	-3.0	Rodriguez (1-0)	McRae (0-1)	--	3:13	7,705	--
4/7	@ COL	W	5-2	1-3	--	1-3	T-3rd	-2.0	Maurer (1-0)	Martinez (1-1)	DuRapau (1)	2:48	6,154	--
4/8	OFF DAY													
4/9	@ TOL	W	9-6	2-3	--	2-3	3rd	-1.5	Hartlieb (1-0)	Funkhouser (0-1)	DuRapau (2)	3:38	3,306	--
4/10	@ TOL	W	4-3	3-3	--	3-3	T-2nd	-0.5	Brubaker (1-0)	Carpenter (0-1)	Liranzo (1)	2:59	3,275	--
4/11	vs. CHA	W	7-3	4-3	1-0	--	T-2nd	-0.5	Holmes (1-0)	Guerrero (0-1)	--	3:03	12,210	12,210
4/12	vs. CHA	W	9-2	5-3	2-0	--	T-1st	--	McRae (1-1)	Stephens (0-2)	--	2:49	4,546	16,756
4/13	vs. CHA	W	9-7	6-3	3-0	--	1st	+1.0	Maurer (2-0)	Hamilton (0-1)	Feliz (1)	3:12	5,758	22,514
4/14	vs. CHA	L	3-0	6-4	3-1	--	T-1st	--	Cease (2-0)	Davis (0-1)	Marshall (1)	2:22	3,623	26,137
4/15	vs. TOL	W	9-1	7-4	4-1	--	T-1st	--	Brubaker (2-0)	Carpenter (0-2)	--	2:42	4,213	30,350
4/16	vs. TOL	W	4-3	8-4	5-1	--	1st	+1.0	Keller (1-0)	Burrows (0-1)	Feliz (2)	2:53	6,321	36,671
4/17	vs. TOL	W	8-7	9-4	6-1	--	1st	+1.0	Holmes (2-0)	Cisnero (1-1)	--	2:49	3,906	40,577
4/18	vs. TOL	Postponed due to inclement weather (Makeup: 7/5)												
4/19	vs. LOU	L	3-2	9-5	6-2	--	2nd	-0.5	Despaigne (1-0)	Vera (0-1)	Bass (4)	2:35	4,162	44,739
4/20	vs. LOU	L	3-1 (10)	9-6	6-3	--	2nd	-1.5	Reed (1-2)	Liranzo (0-2)	Bowman (1)	3:20	5,975	50,714
4/21	vs. LOU	W	2-1 (11)	10-6	7-3	--	2nd	-0.5	Lyons (1-0)	Reyes (0-1)	--	2:59	5,890	56,604
4/22	OFF DAY													
4/23	@ GWN	L	5-2	10-7	--	3-4	2nd	-1.5	Wright (1-1)	McRae (1-2)	--	2:52	1,876	--
4/24	@ GWN	L	7-6	10-8	--	3-5	2nd	-2.5	Newcomb (1-1)	Brubaker (2-1)	Burrows (4)	2:35	1,213	--
4/25	@ GWN	L	6-2	10-9	--	3-6	2nd	-3.5	Allard (2-1)	Vera (0-2)	--	2:47	1,187	--
4/26	@ CHA	L	10-9	10-10	--	3-7	2nd	-3.5	Turner (2-0)	Waddell (0-1)	Vieira (2)	3:16	9,622	--
4/27	@ CHA	W	8-4	11-10	--	4-7	2nd	-3.0	Keller (2-0)	Guerrero (1-2)	Holmes (1)	3:14	10,334	--
4/28	@ CHA	W	9-8	12-10	--	5-7	2nd	-1.5	DuRapau (1-1)	Minaya (1-1)	--	3:38	8,655	--
4/29	vs. COL	W	5-3	13-10	8-3	--	2nd	-0.5	Agrazal (1-0)	Chiang (0-3)	Neverauskas (1)	2:19	3,820	60,424
4/30	vs. COL	L	7-6	13-11	8-4	--	2nd	-1.5	Edwards (2-0)	Holmes (2-1)	--	2:58	7,476	67,900
5/1	vs. COL	L	9-7	13-12	8-5	--	2nd	-2.5	Peoples (3-0)	Davis (0-2)	Smith (1)	2:44	3,885	71,785
5/2	vs. LOU	W	5-3	14-12	9-5	--	2nd	-1.5	Keller (3-0)	Mella (1-2)	Neverauskas (2)	2:11	3,633	75,418
5/3	vs. LOU	W	7-5	15-12	10-5	--	2nd	-1.5	McRae (2-2)	Gutierrez (1-3)	DuRapau (3)	2:48	6,967	82,385
5/4	vs. LOU	L	6-3	15-13	10-6	--	2nd	-2.5	Stephens (3-0)	Waddell (0-2)	Bass (6)	2:58	7,753	90,138
5/5	vs. LOU	L	8-0	15-14	10-7	--	2nd	-2.5	Despaigne (2-2)	Vera (0-3)	--	2:47	10,034	100,172
5/6	OFF DAY													
5/7	@ SWB	L	3-1	15-15	--	5-8	2nd	-2.5	Adams (2-1)	Davis (0-3)	Coshow (1)	2:38	3,501	--
5/8	@ SWB	L	5-4	15-16	--	5-9	2nd	-3.5	Tarpley (1-0)	Keselica (0-1)	--	3:14	3,597	--
5/9	@ SWB	W	4-2	16-16	--	6-9	2nd	-3.0	McRae (3-2)	Hale (3-2)	Hartlieb (1)	2:33	8,658	--
5/10	@ LHV	W	6-5	17-16	--	7-9	2nd	-2.0	Agrazal (2-0)	Rios (1-2)	Escobar (1)	2:55	8,898	--
5/11	@ LHV	W	6-1	18-16	--	8-9	2nd	-2.0	Vera (1-3)	Anderson (0-3)	--	2:59	10,100	--
5/12	@ LHV	Postponed due to inclement weather (Makeup: 8/16)												
5/13	OFF DAY													
5/14	vs. SWB	W	4-2	19-16	11-7	--	2nd	-1.5	Keller (4-0)	Camarena (0-1)	Neverauskas (3)	2:34	4,919	105,091
5/15	vs. SWB	W	6-5	20-16	12-7	--	2nd	-1.5	McRae (4-2)	Brothers (0-1)	Brentz (1)	2:30	11,675	116,766
5/16	vs. SWB	L	7-4	20-17	12-8	--	2nd	-1.5	Hutchison (3-2)	Agrazal (2-1)	Coshow (2)	3:08	12,266	129,032
5/17	vs. NOR	W	6-5	21-17	13-8	--	2nd	-1.5	Vera (2-3)	Lucas (0-1)	Neverauskas (4)	2:28	8,745	137,777
5/18	vs. NOR	W	7-1	22-17	14-8	--	2nd	-0.5	Davis (1-3)	Rogers (2-3)	Brentz (2)	2:34	10,234	148,011
5/19	vs. NOR	L	8-4	22-18	14-9	--	2nd	-1.5	Lee (3-1)	Keselica (0-2)	--	2:46	5,408	153,419
5/20	OFF DAY													
5/21	@ LOU	W	4-3	23-18	--	9-9	2nd	-1.5	Keller (5-0)	Mella (2-4)	Brentz (3)	2:28	5,815	--
5/22	@ LOU	W	4-3 (10)	24-18	--	10-9	2nd	-0.5	Rodriguez (1-0)	Herget (0-2)	Lyons (1)	2:38	7,570	--
5/23	@ LOU	W	8-7	25-18	--	11-9	2nd	-0.5	Vera (3-3)	Lopez (2-3)	Brentz (4)	3:05	6,042	--
5/24	@ COL	W	3-1	26-18	--	12-9	1st	+0.5	Lyons (2-0)	Smith (5-1)	Rodriguez (1)	2:28	9,121	--
5/25	@ COL	L	15-9	26-19	--	12-10	2nd	-0.5	Wojciechowski (4-1)	Vasquez (0-1)	--	2:52	10,100	--
5/26	@ COL	W	11-5	27-19	--	13-10	1st	+0.5	Lyons (3-0)	Chiang (2-4)	--	3:22	6,986	--
5/27	@ COL	W	8-3	28-19	--	14-10	1st	+1.5	Vieaux (1-0)	Anderson (0-2)	--	2:56	10,874	--
5/28	vs. CHA	L	9-4	28-20	14-10	--	1st	+0.5	Turner (3-2)	Vera (3-4)	--	2:50	5,497	158,916
5/29	vs. CHA	W	2-0	29-20	15-10	--	1st	+0.5	Agrazal (3-1)	Cease (4-2)	Neverauskas (5)	2:23	5,495	164,411
5/30	vs. CHA	W	4-0	30-20	16-10	--	1st	+0.5	Vasquez (1-1)	Despaigne (3-3)	--	2:15	5,312	169,723
5/31	vs. GWN	W	4-1	31-20	17-10	--	1st	+0.5	Keselica (1-2)	Wilson (3-5)	Lyons (2)	2:38	12,775	182,498
6/1	vs. GWN	L	7-6 (10)	31-21	17-11	--	T-1st	--	Sobotka (1-0)	Keselica (1-3)	Parsons (1)	3:29	9,622	192,120
6/2	vs. GWN	L	4-2	31-22	17-12	--	2nd	-1.0	Rowen (4-1)	Keller (5-1)	Minter (2)	2:41	10,615	202,735
6/3	@ LOU	W	7-6 (10)	32-22	--	15-10	T-1st	--	Neverauskas (1-0)	Romano (2-4)	--	3:09	4,762	--
6/4	@ LOU	L	7-6	32-23	--	15-11	T-1st	--	Markey (1-0)	Agrazal (3-2)	Krol (1)	2:36	6,042	--

DATE	OPP.	W/L	SCORE	REC	HOME	ROAD	POS	GA/GB	WINNING PITCHER	LOSING PITCHER	SAVE	TIME	ATT	H. ATT
6/5	@ LOU	W	5-2 (8)	33-23	--	16-11	1st	+1.0	Escobar (1-0)	Mella (4-5)	--	2:11	4,772	--
6/6	@ TOL	W	3-2	34-23	--	17-11	1st	+2.0	Waddell (1-2)	Schreiber (2-3)	Brentz (5)	2:36	5,156	--
6/7	@ TOL	L	3-1	34-24	--	17-12	1st	+1.0	Jimenez (1-1)	Neverauskas (1-1)	Cisneros (4)	2:40	8,536	--
6/8 (1)	@ TOL	L	3-2 (8)	34-25	--	17-13	T-1st	--	Thielbar (1-1)	Keselica (1-4)	--	2:12	--	--
6/8 (2)	@ TOL	L	8-2 (7)	34-26	--	17-14	2nd	-0.5	VerHagen (1-2)	Ramirez (1-2)	--	2:08	9,828	--
6/9	@ TOL	W	6-2	35-26	--	18-14	2nd	-0.5	Agrazal (4-2)	Watkins (5-2)	Brentz (6)	2:38	6,318	--
6/10	OFF DAY													
6/11	vs. BUF	L	2-0	35-27	17-13	--	2nd	-0.5	Jackson (5-0)	Escobar (1-1)	Boshers (2)	2:44	8,947	211,682
6/12	vs. BUF	L	14-6	35-28	17-14	--	2nd	-1.5	Phelps (1-0)	Liranzo (0-3)	--	3:25	11,090	222,772
6/13	vs. BUF	L	11-3	35-29	17-15	--	2nd	-1.5	Copping (1-0)	Williams (0-1)	--	3:33	7,325	230,097
6/14	vs. PAW	L	4-2	35-30	17-16	--	2nd	-2.5	Hart (3-1)	Stratton (0-1)	Runzier (1)	2:29	13,702	243,799
6/15	vs. PAW	Postponed due to inclement weather (Makeup: 6/16)												
6/16 (1)	vs. PAW	W	5-3 (7)	36-30	18-16	--	2nd	-3.0	McRae (5-2)	Thornburg (0-1)	DuRapau (4)	1:53	--	--
6/16 (2)	vs. PAW	L	8-0 (7)	36-31	18-17	--	2nd	-3.5	Stankiewicz (4-4)	Davis (1-4)	--	2:18	10,686	254,485
6/17	OFF DAY													
6/18	@ BUF	W	5-2	37-31	--	19-14	2nd	-3.5	Vieaux (2-0)	Copping (1-1)	Lyons (3)	2:44	6,172	--
6/19	@ BUF	L	6-3	37-32	--	19-15	2nd	-4.0	Jackson (6-0)	Vera (3-5)	Boshers (4)	2:47	5,780	--
6/20	@ BUF	L	11-8	37-33	--	19-16	2nd	-4.5	Fierabend (4-2)	Agrazal (4-3)	--	2:47	5,225	--
6/21	@ PAW	W	4-3	38-33	--	20-16	2nd	-4.5	Lyons (4-0)	Hart (3-0)	DuRapau (5)	2:59	6,683	--
6/22	@ PAW	L	3-0	38-34	--	20-17	2nd	-4.5	Wright (1-0)	McRae (5-3)	Lakins (3)	2:31	10,109	--
6/23	@ PAW	W	4-3	39-34	--	21-17	2nd	-4.5	Escobar (2-1)	Mejia (2-7)	--	2:58	5,284	--
6/24	vs. LOU	W	3-1	40-34	19-17	--	2nd	-4.5	Keller (6-1)	Gutierrez (2-6)	DuRapau (6)	2:08	9,103	263,588
6/25	vs. LOU	W	8-3	41-34	20-17	--	2nd	-4.5	Vera (4-5)	Antone (1-1)	Neverauskas (6)	2:30	9,772	273,360
6/26	vs. COL	L	2-1	41-35	20-18	--	2nd	-5.5	Sandlin (1-0)	Weiman (0-1)	Angulo (3)	3:07	6,406	279,766
6/27	vs. COL	L	3-2	41-36	20-19	--	2nd	-6.5	Civale (2-0)	McRae (5-4)	Ramirez (2)	2:52	10,996	290,762
6/28	@ GWN	L	8-1	41-37	--	21-18	2nd	-7.5	Wright (5-4)	Ramirez (1-3)	--	2:36	3,863	--
6/29	@ GWN	L	5-2	41-38	--	21-19	2nd	-7.5	Foltynewicz (2-1)	Keller (6-2)	Winkler (2)	2:34	4,273	--
6/30	@ GWN	L	5-3	41-39	--	21-20	2nd	-7.5	Carle (4-2)	Vera (4-6)	Creasy (1)	2:49	3,125	--
7/1	@ LOU	W	7-6	42-39	--	22-20	2nd	-7.5	Hartlieb (2-0)	Reyes (0-4)	Weiman (1)	2:57	5,889	--
7/2	@ LOU	L	6-1	42-40	--	22-21	2nd	-8.5	Antone (2-1)	McRae (5-5)	--	2:42	5,852	--
7/3	@ LOU	L	7-6	42-41	--	22-22	2nd	-9.5	Mella (5-8)	Ramirez (1-4)	Mantiply (1)	2:48	12,113	--
7/4	vs. TOL	L	7-6	42-42	20-20	--	2nd	-9.5	VerHagen (4-2)	Keller (6-3)	Thielbar (1)	2:38	14,436	305,198
7/5 (1)	vs. TOL	W	4-3 (7)	43-42	21-20	--	2nd	-9.0	Vera (5-6)	Reininger (1-2)	DuRapau (7)	1:55	--	--
7/5 (2)	vs. TOL	W	3-0 (7)	44-42	22-20	--	2nd	-9.0	Marvel (1-0)	Adleman (3-3)	--	1:38	8,963	314,161
7/6	vs. TOL	L	9-6 (10)	44-43	22-21	--	2nd	-10.0	Schreiber (4-4)	Lyons (4-1)	--	3:45	11,109	325,270
7/7	vs. TOL	L	4-0	44-44	22-22	--	2nd	-11.0	Alexander (3-9)	McRae (5-6)	--	2:41	7,629	332,899
7/8	All-Star Break - Reno's Yasmany Tomas wins HR Derby													
7/9	All-Star Break													
7/10	All-Star Game at El Paso - PCL All-Stars 9, IL All-Stars 3													
7/11	@ COL	W	5-4	45-44	--	23-22	2nd	-10.0	Keller (7-3)	Plesac (3-1)	Brentz (7)	3:20	8,225	--
7/12	@ COL	L	9-1	45-45	--	23-23	2nd	-11.0	Peoples (6-3)	Vera (5-7)	--	2:54	9,591	--
7/13	@ COL	W	17-5	46-45	--	24-23	2nd	-10.0	DuRapau (2-1)	Chiang (6-6)	--	3:20	10,973	--
7/14	@ COL	W	7-4	47-45	--	25-23	2nd	-9.0	McRae (6-6)	Talbot (2-2)	--	3:00	8,164	--
7/15	vs. SYR	L	20-1	47-46	22-23	--	2nd	-9.0	Oswalt (5-2)	Vieaux (2-1)	--	3:10	10,418	343,317
7/16	vs. SYR	L	5-2	47-47	22-24	--	2nd	-9.0	Gagnon (4-2)	Keller (7-4)	Bashlor (3)	2:36	6,683	350,000
7/17	vs. SYR	L	15-5	47-48	22-25	--	2nd	-10.0	Kay (1-3)	Vera (5-8)	--	3:03	9,462	359,462
7/18	vs. SYR	W	9-1	48-48	23-25	--	2nd	-9.0	Marvel (2-0)	Jannis (0-2)	--	2:55	10,675	370,137
7/19	vs. DUR	L	4-3 (10)	48-49	23-26	--	2nd	-9.0	Faria (6-2)	Lyons (4-2)	Milner (6)	2:51	10,927	381,064
7/20	vs. DUR	W	8-3	49-49	24-26	--	2nd	-9.0	Vieaux (3-1)	Reyes (6-5)	Keselica (1)	2:45	11,884	392,948
7/21	vs. DUR	W	3-1	50-49	25-26	--	2nd	-9.0	Neverauskas (2-1)	Pinto (6-4)	DuRapau (8)	2:52	6,965	399,913
7/22	OFF DAY													
7/23	@ SYR	W	7-6	51-49	--	26-23	2nd	-8.0	Ramirez (2-4)	Peterson (2-5)	Hartlieb (2)	2:44	4,779	--
7/24	@ SYR	W	1-0	52-49	--	27-23	2nd	-7.0	Marvel (3-0)	O'Rourke (1-3)	Neverauskas (7)	2:20	4,569	--
7/25	@ SYR	L	3-2	52-50	--	27-24	2nd	-7.0	Santana (2-1)	Keselica (1-5)	Peterson (7)	2:43	6,006	--
7/26	@ ROC	L	4-1	52-51	--	27-25	2nd	-7.0	Clay (1-0)	Vieaux (3-2)	Krol (8)	2:14	9,129	--
7/27	@ ROC	W	7-6 (10)	53-51	--	28-25	2nd	-7.0	Hartlieb (3-0)	Littell (3-3)	--	3:16	7,142	--
7/28	@ ROC	L	6-5	53-52	--	28-26	2nd	-7.0	Dobnak (3-1)	Waddell (1-3)	Guilmet (7)	2:27	5,259	--
7/29	vs. COL	L	10-6	53-53	25-27	--	2nd	-8.0	Edwards (5-1)	Vera (5-9)	--	3:21	6,996	406,909
7/30	vs. COL	W	3-2	54-53	26-27	--	2nd	-7.0	Neverauskas (3-1)	Hill (3-1)	--	2:19	9,425	416,334
7/31	@ TOL	W	6-4	55-53	--	29-26	2nd	-6.0	Vieaux (4-0)	Burrows (1-5)	Brentz (8)	3:08	8,052	--
8/1	@ TOL	W	11-5	56-53	--	30-26	2nd	-5.0	Markel (1-2)	Carpenter (5-7)	--	2:57	6,318	--
8/2	vs. COL	L	5-3	56-54	26-28	--	2nd	-6.0	Peoples (8-5)	Keller (7-5)	Edwards (2)	2:46	12,627	428,961

2019 DAY-BY-DAY

DATE	OPP.	W/L	SCORE	REC	HOME	ROAD	POS	GA/G	WINNING PITCHER	LOSING PITCHER	SAVE	TIME	ATT	H. ATT
8/3	vs. COL	L	8-6	56-55	26-29	--	2nd	-7.0	Robinson (2-0)	Waddell (1-4)	Kaminsky (1)	3:06	13,784	442,745
8/4	vs. COL	L	3-2	56-56	26-30	--	2nd	-8.0	Nelson (1-0)	Lyons (4-3)	Edwards (3)	3:10	9,476	452,221
8/5	OFF DAY													
8/6	@ NOR	L	8-1	56-57	--	30-27	2nd	-8.0	Harvey (1-1)	Keselica (1-6)	--	3:24	3,702	--
8/7	@ NOR	Postponed due to inclement weather (Makeup: 8/8)												
8/8 (1)	@ NOR	L	3-2 (7)	56-58	--	30-28	2nd	-9.0	Wotherspoon (5-2)	Neverauskas (3-2)	Tate (1)	2:33	--	--
8/8 (2)	@ NOR	W	3-2 (7)	57-58	--	31-28	2nd	-8.0	Brentz (1-0)	Shepherd (1-10)	DuRapau (9)	1:55	4,377	--
8/9	@ DUR	L	9-5	57-59	--	31-29	2nd	-9.0	De Leon (2-1)	Waddell (1-5)	--	2:48	9,214	--
8/10	@ DUR	W	3-1	58-59	--	32-29	2nd	-8.0	McRae (7-6)	Slegers (4-6)	Neverauskas (8)	3:09	10,114	--
8/11	@ DUR	L	4-0	58-60	--	32-30	2nd	-9.0	Banda (2-2)	Agrazal (4-4)	--	2:34	9,946	--
8/12	OFF DAY													
8/13	vs. ROC	W	6-3	59-60	27-30	--	2nd	-8.0	Marvel (4-0)	Romero (2-3)	Neverauskas (9)	2:37	6,446	458,667
8/14	vs. ROC	W	5-3	60-60	28-30	--	2nd	-7.5	Waddell (2-5)	Jax (1-1)	--	2:18	7,060	465,727
8/15	vs. ROC	L	7-3	60-61	28-31	--	2nd	-9.0	Barnes (1-0)	McRae (7-7)	Clay (2)	3:05	8,786	474,513
8/16 (1)	vs. LHV	L	8-4 (8)	60-62	28-32	--	2nd	-9.5	Brogdon (2-1)	Neverauskas (3-3)	--	3:06	11,135	485,648
8/16 (2)	@ LHV	L	7-2 (7)	60-63	--	32-31	2nd	-10.5	Dohy (6-5)	Ponce (0-1)	--	2:07	--	--
8/17	vs. LHV	L	3-2	60-64	28-33	--	2nd	-11.0	Rosso (2-2)	Ramirez (2-5)	Garcia (8)	2:40	11,559	497,207
8/18	vs. LHV	W	8-7 (10)	61-64	29-33	--	2nd	-10.0	Hartlieb (4-0)	Gilbert (1-3)	--	3:32	11,550	508,757
8/19	@ TOL	L	12-4	61-65	--	32-32	2nd	-11.0	Adleman (7-4)	Waddell (2-6)	--	2:42	6,172	--
8/20	@ TOL	Postponed due to inclement weather (Makeup: 8/21)												
8/21 (1)	@ TOL	L	9-8 (7)	61-66	--	32-33	2nd	-12.0	Stumpf (2-1)	Hartlieb (4-1)	--	2:44	--	--
8/21 (2)	@ TOL	W	3-1 (7)	62-66	--	33-33	2nd	-12.0	Ponce (1-1)	Reininger (2-3)	Rios (8)	1:54	7,022	--
8/22	@ TOL	L	5-4	62-67	--	33-34	2nd	-13.0	Jimenez (4-3)	Cederlind (0-1)	Stumpf (4)	2:50	8,312	--
8/23	vs. LOU	W	5-2	63-67	30-33	--	2nd	-13.0	Marvel (5-0)	Mella (8-13)	DuRapau (10)	2:45	11,308	520,065
8/24	vs. LOU	W	7-0	64-67	31-33	--	2nd	-12.0	Waddell (3-6)	Reyes (1-5)	--	2:35	11,004	531,069
8/25	@ LOU	L	3-2	64-68	--	33-35	2nd	-12.0	Gutierrez (5-11)	Davis (1-5)	Bowman (4)	2:54	6,127	--
8/26	vs. TOL	L	4-1	64-69	31-34	--	2nd	-12.0	Alexander (5-9)	Ponce (1-2)	Thielbar (4)	2:53	6,757	537,826
8/27	vs. TOL	L	11-3	64-70	31-35	--	T-2nd	-12.0	Garcia (3-0)	Neverauskas (3-4)	Wotherspoon (2)	2:53	6,626	544,452
8/28	vs. TOL	W	7-4	65-70	32-35	--	2nd	-11.0	Marvel (6-0)	Watkins (5-5)	Hartlieb (3)	2:44	7,738	552,190
8/29	vs. TOL	L	7-2	65-71	32-36	--	T-2nd	-12.0	Adleman (9-4)	Waddell (3-7)	--	2:42	8,318	560,508
8/30	vs. COL	L	4-2	65-72	32-37	--	3rd	-13.0	Peoples (10-6)	Davis (1-6)	Karinchak (2)	2:37	11,469	571,977
8/31	vs. COL	L	6-1	65-73	32-38	--	3rd	-14.0	Chiang (9-9)	Ponce (1-3)	--	2:48	14,883	586,860
9/1	@ LOU	L	8-2	65-74	--	33-36	3rd	-15.0	Antone (4-8)	McRae (7-8)	--	2:39	11,564	--
9/2	@ LOU	W	4-0	66-74	--	34-36	T-2nd	-15.0	Marvel (7-0)	Stout (2-2)	Waddell (1)	2:56	6,241	--

2019 TOTALS: 66-74 (Home: 32-38, Road: 34-36), .253 AVG, 133 HR | 4.82 ERA, 1244 SO



The Tribe pitching staff's 1,244 strikeouts in 2019 set a new franchise record, previously set at 1,153 in 2013. (Photo by Adam Pintar)

APRIL TRANSACTIONS (29)

Date	Action [Roster Size]
April 4	Opening Day [25 + 2 IL].
April 5	OF Jason Martin recalled by PIT [24 + 2 IL].
April 6	RHP Eduardo Vera transferred from ALT to IND [25 + 2 IL].
April 8	LHP Sean Keselica transferred from IND to ALT [24 + 2 IL].
April 9	RHP Rookie Davis transferred from WV to IND [25 + 2 IL].
April 11	C Elias Diaz MLB rehab transferred from BRD to IND [25 + 1 MLB + 2 IL].
April 11	INF Kevin Kramer recalled by PIT [24 + 1 MLB + 2 IL].
April 13	UTIL Alfredo Reyes transferred from ALT to IND [25 + 1 MLB + 2 IL].
April 13	OF Gregory Polanco MLB rehab transferred from BRD to IND [25 + 2 MLB + 2 IL].
April 17	RHP Doydas Neverauskas MLB rehab transferred from BRD to IND [25 + 3 MLB + 2 IL].
April 17	UTIL Alfredo Reyes transferred from IND to ALT [24 + 3 MLB + 2 IL].
April 17	INF Kevin Kramer optioned by PIT (4/16) [25 + 3 MLB + 2 IL].
April 18	RHP Montana DuRapau transferred from IND to EXT [24 + 3 MLB + 2 IL].
April 18	RHP Doydas Neverauskas reinstated from MLB rehab, optioned to IND [25 + 2 MLB + 2 IL].
April 19	OF Lonnie Chisenhall begins MLB rehab with IND [25 + 3 MLB + 2 IL].
April 20	INF Cole Tucker recalled by PIT [24 + 3 MLB + 2 IL].
April 20	OF Bryan Reynolds has contract selected by PIT [23 + 3 MLB + 2 IL].
April 20	UTIL Alfredo Reyes transferred from ALT to IND [24 + 3 MLB + 2 IL].
April 21	C Elias Diaz ends MLB rehab with IND, reinstated from IL by PIT [24 + 2 MLB + 2 IL].
April 22	UTIL Alfredo Reyes ends MLB rehab with IND, reinstated from IL by PIT [25 + 1 MLB + 2 IL].
April 23	INF Kevin Newman begins MLB rehab with IND [24 + 2 MLB + 2 IL].
April 23	UTIL Nick Franklin transferred from BRD to IND [25 + 2 MLB + 2 IL].
April 23	RHP Brandon Maurer placed on 7-day IL (R knee inflammation) [24 + 2 MLB + 3 IL].
April 23	RHP Montana DuRapau transferred from EXT to IND [25 + 2 MLB + 3 IL].
April 27	C Jacob Stallings begins MLB rehab with IND [25 + 3 MLB + 3 IL].
April 27	RHP Michael Feliz recalled by PIT [24 + 3 MLB + 3 IL].
April 27	OF Lonnie Chisenhall ends MLB rehab with IND [24 + 2 MLB + 3 IL].
April 28	RHP JT Brubaker placed on 7-day IL (R forearm strain) [23 + 2 MLB + 4 IL].
April 28	RHP Dario Agrazal transferred from ALT to IND [24 + 2 MLB + 4 IL].
April 30	UTIL Jose Osuna MLB rehab transferred from BRD to IND [24 + 3 MLB + 4 IL].

MAY TRANSACTIONS (49)

Date	Action [Roster Size]
May 1	OF Jason Martin optioned by PIT (4/30) [25 + 3 MLB + 4 IL].
May 3	UTIL Jose Osuna ends MLB rehab, reinstated by PIT and optioned to IND [26 + 2 MLB + 4 IL].
May 4	LHP Tyler Lyons has contract selected by PIT [25 + 2 MLB + 4 IL].
May 4	INF Kevin Newman ends MLB rehab with IND, reinstated from IL by PIT [25 + 1 MLB + 4 IL].
May 4	RHP Doydas Neverauskas recalled by PIT [24 + 1 MLB + 4 IL].
May 4	UTIL Alfredo Reyes transferred from IND to ALT [23 + 1 MLB + 4 IL].
May 4	LHP Sean Keselica transferred from ALT to IND [24 + 1 MLB + 4 IL].
May 6	LHP Jake Brentz transferred from ALT to IND [25 + 1 MLB + 4 IL].
May 7	INF Erich Weiss transferred from IND to WV [24 + 1 MLB + 4 IL].
May 7	UTIL Pablo Reyes optioned by PIT (5/4) [25 + 1 MLB + 4 IL].
May 9	RHP Clay Holmes recalled by PIT [24 + 1 MLB + 4 IL].
May 9	RHP Montana DuRapau has contract selected by PIT [23 + 1 MLB + 4 IL].
May 9	RHP Matt Eckelman transferred from ALT to IND [24 + 1 MLB + 4 IL].
May 9	RHP Luis Escobar transferred option from BRD to IND [25 + 1 MLB + 4 IL].
May 10	OF Patrick Kivlehan traded to TOR from PIT [24 + 1 MLB + 4 IL].
May 10	OF JB Shuck outrighted to IND [25 + 1 MLB + 4 IL].
May 13	UTIL Jake Elmore has contract selected by PIT [24 + 1 MLB + 4 IL].
May 14	RHP Doydas Neverauskas optioned by PIT (5/12) [25 + 1 MLB + 4 IL].
May 14	OF Lonnie Chisenhall begins MLB rehab with IND [25 + 2 MLB + 4 IL].
May 15	RHP Matt Eckelman transferred from IND to ALT [24 + 2 MLB + 4 IL].
May 15	LHP Tyler Lyons outrighted by PIT (5/12) [25 + 2 MLB + 4 IL].
May 17	RHP Geoff Hartlieb has contract selected by PIT [24 + 2 MLB + 4 IL].
May 17	C Jacob Stallings ends MLB rehab, DFA'd and outrighted to IND [25 + 1 MLB + 4 IL].
May 20	C Steven Baron placed on 7-day IL (ankle sprain) [24 + 1 MLB + 5 IL].
May 20	RHP Richard Rodriguez optioned by PIT (5/17) [25 + 1 MLB + 5 IL].
May 24	OF Corey Dickerson begins MLB rehab with IND [25 + 2 MLB + 5 IL].
May 25	RHP Keone Kela begins MLB rehab with IND [25 + 3 MLB + 5 IL].
May 25	RHP Rookie Davis has contract selected by PIT [24 + 3 MLB + 5 IL].
May 25	RHP Doydas Neverauskas recalled by PIT [23 + 3 MLB + 5 IL].
May 26	RHP Pedro Vasquez transferred from ALT to IND [24 + 3 MLB + 5 IL].
May 26	UTIL Jose Osuna recalled by PIT [23 + 3 MLB + 5 IL].
May 26	C Jacob Stallings has contract selected by PIT [22 + 3 MLB + 5 IL].
May 27	RHP Alex McRae has contract selected by PIT [21 + 3 MLB + 5 IL].
May 27	RHP Mitch Keller recalled by PIT [20 + 3 MLB + 5 IL].
May 27	RHP Richard Rodriguez recalled as 26th man by PIT [19 + 3 MLB + 5 IL].

Date	Action [Roster Size]
May 27	LHP Cam Vieux transferred from ALT to IND [20 + 3 MLB + 5 IL].
May 27	INF Jung Ho Kang begins MLB rehab with IND [20 + 4 MLB + 5 IL].
May 27	C Steven Baron reinstated from 7-day IL [21 + 4 MLB + 4 IL].
May 27	RHP Michael Feliz optioned by PIT (5/25) [22 + 4 MLB + 4 IL].
May 27	RHP Jesus Liranzo designated for assignment by PIT [21 + 4 MLB + 4 IL].
May 28	RHP Montana DuRapau optioned by PIT (5/27) [22 + 4 MLB + 4 IL].
May 28	RHP Doydas Neverauskas optioned by PIT (5/27) [23 + 4 MLB + 4 IL].
May 28	UTIL Alfredo Reyes transferred from ALT to IND [24 + 4 MLB + 4 IL].
May 28	RHP Richard Rodriguez returned as 26th man by PIT, recalled by PIT [24 + 4 MLB + 4 IL].
May 30	INF Jake Elmore outrighted by PIT (5/29) [25 + 4 MLB + 4 IL].
May 30	UTIL Pablo Reyes transferred from IND to ALT [24 + 4 MLB + 4 IL].
May 30	RHP Yefry Ramirez traded to PIT from BAL, optioned by PIT [25 + 4 MLB + 4 IL].
May 31	RHP Pedro Vasquez transferred from IND to ALT [24 + 4 MLB + 4 IL].
May 31	RHP Mitch Keller optioned by PIT (5/28) [25 + 4 MLB + 4 IL].

JUNE TRANSACTIONS (51)

Date	Action [Roster Size]
June 1	OF Lonnie Chisenhall ends MLB rehab (5/22) with IND [25 + 3 MLB + 4 IL].
June 1	RHP Keone Kela ends MLB rehab (5/31) with IND [25 + 3 MLB + 4 IL].
June 5	OF Trayvon Robinson placed on 7-day IL (hamstring strain) [24 + 2 MLB + 5 IL].
June 5	RHP Jesus Liranzo cleared waivers and outrighted to IND [25 + 2 MLB + 5 IL].
June 8	OF Corey Dickerson ends MLB rehab with IND, reinstated from IL by PIT [25 + 1 MLB + 5 IL].
June 8	INF Jung Ho Kang ends MLB rehab with IND, reinstated from IL by PIT [25 + 5 IL].
June 8	RHP Michael Feliz recalled by PIT [24 + 5 IL].
June 10	RHP Montana DuRapau recalled by PIT [23 + 5 IL].
June 11	INF Cole Tucker optioned by PIT (6/8) [24 + 5 IL].
June 11	RHP Chris Stratton begins MLB rehab with IND [24 + 1 MLB + 5 IL].
June 11	RHP Doydas Neverauskas recalled by PIT [23 + 1 MLB + 5 IL].
June 12	RHP Mitch Keller recalled by PIT [22 + 1 MLB + 5 IL].
June 13	OF Logan Hill transferred from ALT to IND [23 + 1 MLB + 5 IL].
June 13	RHP Trevor Williams begins MLB rehab with IND [23 + 2 MLB + 5 IL].
June 13	INF Ke'Bryan Hayes placed on 7-day IL (L index finger dislocation) [22 + 2 MLB + 6 IL].
June 13	UTIL Pablo Reyes placed on 7-day IL (L hamstring strain) [21 + 2 MLB + 7 IL].
June 13	RHP Montana DuRapau optioned by PIT (6/12) [22 + 2 MLB + 7 IL].
June 14	RHP Alex McRae optioned by PIT (6/11) [23 + 2 MLB + 7 IL].
June 14	RHP Dario Agrazal placed on taxi squad in PIT [22 + 2 MLB + 7 IL].
June 15	UTIL Danell Sweeney signed as a MLB free agent, assigned to IND [23 + 2 MLB + 7 IL].
June 16	RHP Yefry Ramirez recalled by PIT [22 + 2 MLB + 7 IL].
June 16	RHP Rookie Davis begins MLB rehab with IND [22 + 3 MLB + 7 IL].
June 18	RHP Doydas Neverauskas optioned by PIT (6/15) [23 + 3 MLB + 7 IL].
June 18	RHP JT Brubaker begins MLB rehab with WV [23 + 3 MLB + 7 IL].
June 18	RHP Brandon Maurer begins MLB rehab with WV [23 + 3 MLB + 7 IL].
June 18	RHP Chris Stratton ends MLB rehab with IND, reinstated from IL by PIT [23 + 2 MLB + 7 IL].
June 18	LHP Brandon Waddell transferred from IND to ALT [22 + 2 MLB + 7 IL].
June 18	LHP Blake Weiman transferred from ALT to IND [23 + 2 MLB + 7 IL].
June 19	RHP Trevor Williams ends MLB rehab with IND, reinstated from IL by PIT [23 + 1 MLB + 7 IL].
June 19	UTIL Jake Elmore placed on 7-day IL (concussion) [22 + 1 MLB + 8 IL].
June 19	RHP Dario Agrazal optioned by PIT (6/16) [23 + 1 MLB + 8 IL].
June 19	RHP Yefry Ramirez optioned by PIT (6/18) [24 + 1 MLB + 8 IL].
June 20	INF Hunter Owen transferred from ALT to IND [25 + 1 MLB + 8 IL].
June 22	OF Jason Martin recalled by PIT [24 + 1 MLB + 8 IL].
June 22	RHP Jesus Liranzo transferred from IND to ALT [23 + 1 MLB + 8 IL].
June 22	RHP Mitch Keller optioned by PIT (6/19) [24 + 1 MLB + 8 IL].
June 22	OF Trayvon Robinson reinstated from 7-day IL [25 + 1 MLB + 7 IL].
June 23	RHP Jordan Lyles begins MLB rehab with IND [25 + 2 MLB + 7 IL].
June 24	OF/3B Coach Jon Schwind transferred from BRD to IND, placed on 7-day IL [25 + 2 MLB + 8 IL].
June 26	RHP Dario Agrazal recalled by PIT [24 + 2 MLB + 8 IL].
June 26	RHP JT Brubaker returns to IND from MLB rehab with WV, remains on IL [24 + 2 MLB + 8 IL].
June 26	RHP Doydas Neverauskas recalled by PIT [23 + 2 MLB + 8 IL].
June 27	UTIL Jake Elmore reinstated from 7-day IL [24 + 2 MLB + 7 IL].
June 27	OF Jason Martin optioned by PIT (6/26) [25 + 2 MLB + 7 IL].
June 28	INF Erik Gonzalez begins MLB rehab with IND [25 + 3 MLB + 7 IL].
June 28	UTIL Nick Franklin released by PIT [24 + 3 MLB + 7 IL].
June 29	RHP Jordan Lyles ends MLB rehab with IND, reinstated from IL by PIT [24 + 2 MLB + 7 IL].
June 29	INF Ke'Bryan Hayes begins MLB rehab with WV [24 + 2 MLB + 7 IL].
June 29	UTIL Pablo Reyes begins MLB rehab with WV [24 + 2 MLB + 7 IL].
June 29	INF Hunter Owen placed on 7-day IL, retro to 6/27 (left hand contusion) [23 + 2 MLB + 8 IL].
June 30	RHP Dario Agrazal optioned by PIT (6/27) [24 + 2 MLB + 8 IL].

JULY TRANSACTIONS (39)

Date	Action [Roster Size]
July 1	RHP Geoff Hartlieb optioned by PIT (6/29) [25 + 2 MLB + 8 IL].
July 3	LHP Jake Brentz placed on temporary inactive list [24 + 2 MLB + 8 IL + 1 TIL]. RHP James Marvel transferred from ALT to IND [25 + 2 MLB + 8 IL + 1 TIL].
July 4	OF Logan Hill transferred from ALT to IND [24 + 2 MLB + 8 IL + 1 TIL]. RHP Yefry Ramirez placed on temporary inactive list [23 + 2 MLB + 8 IL + 2 TIL]. OF Gregory Polanco begins MLB rehab with IND [23 + 3 MLB + 8 IL + 2 TIL]. UTIL Pablo Reyes ends MLB rehab with WW, reinstated from 7-day IL [24 + 3 MLB + 7 IL + 2 TIL]. 3BcByan Hayes ends MLB rehab with WW, reinstated from 7-day IL [25 + 3 MLB + 6 IL + 2 TIL].
July 6	RHP Dario Agrazal recalled by PIT [24 + 3 MLB + 6 IL + 2 TIL]. RHP Montana DuRapau recalled by PIT [23 + 3 MLB + 6 IL + 2 TIL]. RHP Luis Escobar recalled by PIT [22 + 3 MLB + 6 IL + 2 TIL]. LHP Jake Brentz reinstated from temporary inactive list [23 + 3 MLB + 6 IL + 1 TIL]. RHP Dovydas Neverauskas optioned by PIT [24 + 3 MLB + 6 IL + 1 TIL].
July 7	INF Kevin Kramer recalled by PIT [23 + 3 MLB + 6 IL + 1 TIL]. INF Will Craig placed on temporary inactive list [22 + 3 MLB + 6 IL + 2 TIL]. RHP Montana DuRapau optioned by PIT [23 + 3 MLB + 6 IL + 2 TIL].
July 11	UTIL Eric Wood placed on 7-day IL (left foot contusion) [22 + 3 MLB + 7 IL + 2 TIL]. INF Kevin Kramer optioned by PIT (7/8) [23 + 3 MLB + 7 IL + 2 TIL]. INF Will Craig reinstated from temporary inactive list [24 + 3 MLB + 6 IL + 1 TIL]. RHP Yefry Ramirez reinstated from temporary inactive list [25 + 3 MLB + 7 IL].
July 12	LHP Blake Weiman placed on 7-day IL (left shoulder strain) [24 + 3 MLB + 8 IL].
July 13	RHP Keone Kela begins MLB rehab with IND [24 + 4 MLB + 8 IL]. INF Erik Gonzalez ends MLB rehab with IND [24 + 3 MLB + 8 IL].
July 16	INF Hunter Owen reinstated from 7-day IL [25 + 3 MLB + 7 IL].
July 17	INF Erik Gonzalez begins MLB rehab with IND [25 + 4 MLB + 7 IL]. RHP Rookie Davis ends MLB rehab with IND [25 + 3 MLB + 7 IL].
July 19	OF Gregory Polanco ends MLB rehab (7/15) with IND [25 + 2 MLB + 7 IL].
July 22	RHP Keone Kela ends MLB rehab with IND, reinstated from IL by PIT [25 + 1 MLB + 7 IL]. UTIL Eric Wood reinstated from 7-day IL, placed on temporary inactive list [25 + 1 MLB + 6 IL + 1 TIL]. LHP Tyler Lyons placed on paternity list [24 + 1 MLB + 6 IL + 1 TIL + 1 PL].
July 23	LHP Brandon Waddell transferred from ALT to IND [25 + 1 MLB + 6 IL + 1 TIL + 1 PL].
July 25	RHP Alex McRae recalled by PIT [24 + 1 MLB + 6 IL + 1 TIL + 1 PL].
July 27	LHP Tyler Lyons reinstated from paternity list [25 + 1 MLB + 6 IL + 1 TIL].
July 28	UTIL Darnell Sweeney transferred from IND to ALT [24 + 1 MLB + 6 IL + 1 TIL]. RHP Luis Escobar optioned by PIT (7/25) [25 + 1 MLB + 6 IL + 1 TIL].
July 29	RHP Montana DuRapau recalled by PIT [24 + 1 MLB + 6 IL + 1 TIL]. RHP Parker Markel claimed off waivers by PIT from SEA (7/27) [25 + 1 MLB + 6 IL + 1 TIL].
July 30	RHP Geoff Hartlieb recalled by PIT [24 + 1 MLB + 6 IL + 1 TIL]. RHP Yefry Ramirez recalled by PIT [23 + 1 MLB + 6 IL + 1 TIL].

AUGUST TRANSACTIONS (48)

Date	Action [Roster Size]
Aug. 1	LHP Steven Brault begins MLB rehab with IND [23 + 2 MLB + 6 IL + 1 TIL]. LHP Blake Weiman reinstated from 7-day IL [24 + 2 MLB + 5 IL + 1 TIL].
Aug. 2	UTIL Pablo Reyes recalled by PIT [23 + 2 MLB + 5 IL + 1 TIL]. INF Erik Gonzalez ends MLB rehab with IND, reinstated from IL by PIT [23 + 1 MLB + 5 IL + 1 TIL]. RHP Alex McRae optioned by PIT (7/30) [24 + 1 MLB + 5 IL + 1 TIL]. RHP Montana DuRapau optioned by PIT (7/30) [25 + 1 MLB + 5 IL + 1 TIL].
Aug. 3	RHP Parker Markel recalled by PIT [24 + 1 MLB + 5 IL + 1 TIL].
Aug. 4	RHP Yackel Rios claimed off waivers by PIT from PH (8/3), optioned [25 + 1 MLB + 5 IL + 1 TIL]. LHP Blake Weiman placed on 7-day IL (L shoulder tendonitis) [24 + 1 MLB + 6 IL + 1 TIL].
Aug. 6	LHP Steven Brault ends MLB rehab with IND, reinstated from IL by PIT [24 + 6 IL + 1 TIL]. UTIL Eric Wood reinstated from temporary inactive list [25 + 6 IL]. RHP Tom Koehler begins MLB rehab with GCL Pirates [25 + 6 IL].
Aug. 9	RHP Eduardo Vera released by PIT [24 + 6 IL]. LHP Cam Vieaux transferred from IND to ALT [23 + 6 IL]. RHP Dario Agrazal optioned to PIT (8/6) [24 + 6 IL]. RHP Yefry Ramirez optioned to PIT (8/6) [25 + 6 IL].
Aug. 11	LHP Tyler Lyons released by PIT [24 + 6 IL]. RHP Cody Ponce transferred from ALT to IND [25 + 6 IL]. RHP Rookie Davis begins MLB rehab with IND [25 + 1 MLB + 6 IL].
Aug. 12	RHP Mitch Keller recalled by PIT [24 + 1 MLB + 6 IL].
Aug. 13	RHP Parker Markel optioned by PIT (8/11) [25 + 1 MLB + 6 IL]. RHP Tom Koehler ends MLB rehab, reinstated from IL and transferred to ALT [25 + 1 MLB + 5 IL]. C Francisco Cervelli has MLB rehab transferred from ALT to IND [25 + 2 MLB + 5 IL].
Aug. 15	INF Kevin Kramer placed on 7-day IL (R knee contusion) [24 + 2 MLB + 6 IL]. RHP Rookie Davis ends MLB rehab, reinstated from IL by PIT, optioned (8/13) [25 + 1 MLB + 6 IL].

Date	Action [Roster Size]
Aug. 16	INF Cole Tucker recalled by PIT [24 + 1 MLB + 6 IL]. LHP Jake Brentz released by PIT [23 + 1 MLB + 6 IL]. INF Mitchell Tolman transferred from ALT to IND [24 + 1 MLB + 6 IL]. UTIL Darnell Sweeney transferred from ALT to IND [25 + 1 MLB + 6 IL].
Aug. 18	RHP Montana DuRapau recalled by PIT [24 + 1 MLB + 6 IL]. RHP Geoff Hartlieb optioned by PIT (8/16) [25 + 1 MLB + 6 IL]. INF Cole Tucker optioned by PIT (8/18), recalled as 26th man by PIT [25 + 1 MLB + 6 IL].
Aug. 20	RHP Sean Keselica placed on 7-day IL (L shoulder strain) [24 + 1 MLB + 7 IL]. INF Cole Tucker returned as 26th man to IND [25 + 1 MLB + 7 IL].
Aug. 21	RHP Parker Markel recalled by PIT [24 + 1 MLB + 7 IL]. RHP Dario Agrazal recalled by PIT [23 + 1 MLB + 7 IL].
Aug. 22	C Francisco Cervelli released by PIT [23 + 7 IL]. INF Kevin Kramer reinstated from 7-day IL [24 + 6 IL]. RHP Blake Cederlind transferred from ALT to IND [25 + 6 IL].
Aug. 23	UTIL Darnell Sweeney placed on 7-day IL (R oblique strain) [24 + 7 IL]. RHP Montana DuRapau optioned by PIT (8/20) [25 + 7 IL].
Aug. 27	RHP Yefry Ramirez recalled by PIT [24 + 7 IL].
Aug. 29	RHP Montana DuRapau recalled by PIT [23 + 7 IL]. RHP Matt Eckelman transferred from ALT to IND [24 + 7 IL].
Aug. 30	RHP Geoff Hartlieb recalled by PIT [23 + 7 IL].
Aug. 31	RHP Jesus Liranzo transferred from ALT to IND [24 + 7 IL]. LHP Elvis Escobar transferred from ALT to IND [25 + 7 IL]. RHP Rookie Davis designated for assignment [24 + 7 IL].

SEPTEMBER TRANSACTIONS (9)

Date	Action [Roster Size]
Sept. 1	RHP Montana DuRapau optioned by PIT (8/30) [25 + 7 IL].
Sept. 3	RHP Yackel Rios recalled by PIT [24 + 7 IL]. INF Cole Tucker recalled by PIT [23 + 7 IL]. OF Jason Martin recalled by PIT [22 + 7 IL]. C Steven Baron has contract selected by PIT [21 + 7 IL].
Sept. 4	INF Kevin Kramer recalled by PIT [20 + 7 IL].
Sept. 5	RHP Alex McRae recalled by PIT [19 + 7 IL].
Sept. 8	RHP James Marvel has contract selected by PIT [18 + 7 IL].
Sept. 17	UTIL Jake Elmore has contract selected by PIT [17 + 7 IL].

2019 INTERNATIONAL LEAGUE

INTERNATIONAL LEAGUE FINAL STANDINGS

IL NORTH	W	L	PCT.	GB	Home	Away	Div	Streak	Last 10
#Scranton/WB RailRiders	76	65	.539	-	45-26	31-39	53-39	W1	6-4
Syracuse Mets	75	66	.532	1.0	42-28	33-38	47-45	L1	6-4
Buffalo Bisons	71	69	.507	4.5	36-34	35-35	43-48	W1	5-5
Rochester Red Wings	70	70	.500	5.5	38-32	32-38	47-44	L2	5-5
Lehigh Valley IronPigs	66	74	.471	9.5	34-36	32-38	47-44	L1	5-5
Pawtucket Red Sox	59	81	.421	16.5	25-45	34-36	37-54	W1	3-7

IL SOUTH	W	L	PCT.	GB	Home	Away	Div	Streak	Last 10
#Gwinnett Stripers	80	59	.576	-	41-28	39-31	36-35	W1	5-5
Charlotte Knights	75	64	.540	5.0	42-28	33-36	37-33	L2	2-8
&Durham Bulls	75	64	.540	5.0	36-34	39-30	36-35	L1	6-4
Norfolk Tides	60	79	.432	20.0	33-36	27-43	32-38	W2	7-3

IL WEST	W	L	PCT.	GB	Home	Away	Div	Streak	Last 10
#Columbus Clippers	81	59	.579	-	35-35	46-24	42-29	W5	5-5
Indianapolis Indians	66	74	.471	15.0	32-38	34-36	36-36	W1	3-7
Toledo Mud Hens	66	74	.471	15.0	32-38	34-36	35-37	L3	6-4
Louisville Bats	59	81	.421	22.0	31-39	28-42	30-41	L1	6-4

KEY: # - Division winner, & - Wild card winner

Governors' Cup Semifinals: Durham wins series 3-0 over Scranton/WB, Columbus wins series 3-1 over Gwinnett

Governors' Cup Championship: Columbus wins series 3-0 over Durham

Triple-A National Championship: Sacramento wins 4-0 over Columbus

INTERNATIONAL LEAGUE POSTSEASON AWARDS

Most Valuable Player	Ryan Mountcastle	Norfolk	Most Valuable Pitcher	Mitch Keller	Indianapolis
Manager of the Year	Damon Berryhill.....	Gwinnett	Rookie of the Year	Aristides Aquino	Louisville

INTERNATIONAL LEAGUE PLAYERS OF THE WEEK

DATE	BATTER OF WEEK	PITCHER OF WEEK	DATE	BATTER OF WEEK	PITCHER OF WEEK
4/4-7	Jake Cronenworth, DUR	Mike Soroka, GWN	6/17-23	Jack Lopez, GWN	Tyler Alexander, TOL
4/8-14	Andres Blanco, GWN	Enyel De Los Santos, LHV	6/24-30	Mike Ford, SWB	Thomas Pannone, BUF
4/15-21	Ryan Mountcastle, NOR	Mitch Keller, IND	7/1-7	Jaylin Davis, ROC	Lucas Sims, LOU
4/22-28	Kean Wong, DUR	Lewis Thorpe, ROC	7/8-14	Jace Peterson, NOR	Mitch Keller, IND
4/29-5/5	Chance Sisco, NOR	Dario Agrazal, IND	7/15-21	Narciso Crook, LOU	Corey Oswalt, SYR
5/6-12	Austin Riley, GWN	Alex McRae, IND	7/22-28	Chris Owings, PAW	Randy Dobnak, ROC
5/13-19	Daniel Palka, CHA	Nick Pivetta, LHV	7/29-8/4	Andy Burns, BUF	Chandler Shepherd, NOR
5/20-26	Breyvic Valera, SWB	Chris Mazza, SYR	8/5-11	Ramon Torres, CHA	Drew Gagnon, SYR
5/27-6/2	Phillip Ervin, LOU	Kyle Hart, PAW	8/12-18	Zack Collins, CHA	Vladimir Gutierrez, LOU
6/3-9	Victor Reyes, TOL	Sean Poppen, ROC	8/19-25	Ke'Bryan Hayes, IND	Corey Oswalt, SYR
6/10-16	Rusney Castillo, PAW	Chris Mazza, SYR	8/26-9/2	Adam Duvall, GWN	Tejay Antone, LOU

2019 IL BATTING LEADERS

INTERNATIONAL LEAGUE TEAM BATTING

TEAM BATTING	AVG	G	AB	R	H	TB	2B	3B	HR	RBI	BB	IBB	SO	SB	CS	OBP	SLG	OPS	SAC	SF	HBP	GDP
Rochester	.278	140	4780	790	1330	2203	299	26	174	753	455	7	1179	75	19	.350	.461	.810	8	41	91	97
Scranton/WB	.277	141	4714	786	1306	2282	296	22	212	741	496	14	1056	77	35	.351	.484	.835	18	36	62	99
Toledo	.274	140	4789	749	1314	2113	256	39	155	709	481	7	1234	128	48	.347	.441	.788	14	44	75	91
Norfolk	.271	139	4702	702	1275	2031	270	24	146	654	438	5	1042	67	38	.337	.432	.769	28	42	54	97
Charlotte	.270	139	4641	792	1255	2191	268	22	208	751	560	16	1189	72	34	.352	.472	.824	9	55	56	99
Lehigh Valley	.270	140	4722	702	1273	2063	254	28	160	665	494	14	1299	68	40	.344	.437	.781	37	43	65	82
Gwinnett	.269	139	4715	781	1269	2173	254	25	200	740	498	6	1265	63	30	.348	.461	.809	13	34	91	112
Durham	.269	139	4653	738	1250	2098	259	29	177	702	560	2	1193	78	39	.353	.451	.804	9	40	68	116
Louisville	.262	140	4688	650	1229	2027	257	26	163	609	456	7	1200	92	55	.333	.432	.766	30	40	64	102
Buffalo	.261	140	4588	688	1198	1989	243	40	156	655	481	12	1153	120	51	.337	.434	.771	25	36	66	94
Columbus	.256	140	4746	749	1217	2185	265	32	213	723	564	16	1392	104	39	.341	.460	.801	7	34	61	85
Syracuse	.255	141	4600	721	1172	1998	255	20	177	678	517	14	1338	123	49	.338	.434	.772	29	45	83	101
Indianapolis	.253	140	4624	616	1170	1898	275	27	133	567	456	10	1198	69	41	.327	.410	.737	28	38	69	96
Pawtucket	.251	140	4563	646	1146	1908	240	12	166	607	475	5	1186	69	46	.327	.418	.745	17	40	56	113

BATTING TOP 10 (Min. 2.7 PA/Team Game)

PLAYER	TEAM	AVG	G	AB	R	H	2B	3B	HR	RBI	SB
*Cronenworth, Jake	DUR	.334	88	344	75	115	26	4	10	45	12
Elmore, Jake	IND	.322	109	367	56	118	31	0	6	35	3
Castillo, Ali	LHV	.316	113	415	60	131	22	4	7	58	4
McBroom, Ryan	SWB	.315	117	413	87	130	29	0	26	66	2
Mountcastle, Ryan	NOR	.312	127	520	81	162	35	1	25	83	2
LaMarre, Ryan	GWN	.311	112	405	55	126	24	8	9	53	19
*Williams, Mason	NOR	.308	121	442	62	136	15	3	18	67	4
*Wong, Kean	DUR	.307	113	453	71	139	29	6	10	63	6
*Johnson, Daniel	COL	.306	84	337	51	103	27	5	9	44	6
#Castro, Willi	TOL	.301	119	465	75	140	28	8	11	62	17

BATTING CATEGORY LEADERS

Runs			Hits			Doubles		
McBroom, Ryan	SWB	87	Mountcastle, Ryan	NOR	162	Wiel, Zander	ROC	40
Wiel, Zander	ROC	86	Colón, Christian	LOU	149	Colón, Christian	LOU	37
*Ortega, Rafael	GWN	83	#Castro, Willi	TOL	140	Mountcastle, Ryan	NOR	35
*Palka, Daniel	CHA	83	*Wong, Kean	DUR	139	*Ortega, Rafael	GWN	34
Mountcastle, Ryan	NOR	81	*Williams, Mason	NOR	136	Amburgey/Elmore/Mathias	SWB/IND/COL	31

Triples

#Castro, Willi	TOL	8
LaMarre, Ryan	GWN	8
*Brito, Socrates	BUF	7
#Alcantara/Cameron	SYR/TOL	6
Crook/*Wong	LOU/DUR	6

Home Runs

*Bradley, Bobby	COL	33
Duvall, Adam	GWN	32
Barnes, Brandon	ROC/COL	30
Kivlehan, Patrick	BUF/IND	29
4 tied with		28

RBI

Barnes, Brandon	ROC/COL	95
Duvall, Adam	GWN	93
Rosario, Wilin	ROC	91
#Espinosa, Danny	SYR	84
Mountcastle, Ryan	NOR	83

Extra-Base Hits

Wiel, Zander	ROC	69
Mountcastle, Ryan	NOR	61
Barnes, Brandon	ROC/COL	60
*O'Grady, Brian	LOU	59
*Ortega, Rafael	GWN	58

Total Bases

Mountcastle, Ryan	NOR	274
Barnes, Brandon	ROC/COL	241
Wiel, Zander	ROC	241
McBroom, Ryan	SWB	237
*O'Grady, Brian	LOU	236

Walks

*Ockimey, Josh	PAW	82
*Lowe, Nate	DUR	72
*Palka, Daniel	CHA	72
*Skole, Matt	CHA	70
Mendick, Danny	CHA	66

Stolen Bases

*Robson, Jacob	TOL	25
Colón, Christian	LOU	24
*Woodrow, Danny	TOL	23
Alford, Anthony	BUF	22
*Romine, Andrew	LHV	21

On-Base Percentage

*Cronenworth, Jake	DUR	.429
*Lowe, Nate	DUR	.421
McBroom, Ryan	SWB	.402
Elmore, Jake	IND	.387
Demeritte, Travis	GWN	.387

Slugging Percentage

Duvall, Adam	GWN	.602
McBroom, Ryan	SWB	.574
*Bradley, Bobby	COL	.567
Demeritte, Travis	GWN	.558
*O'Grady, Brian	LOU	.550

KEY: * - Left-handed hitter, # - Switch-hitter

2019 IL PITCHING LEADERS

INTERNATIONAL LEAGUE TEAM PITCHING

TEAM PITCHING	W-L	ERA	G	CG	SHO	HLD	SV-SVO	IP	H	R	ER	HR	HB	BB-IBB	SO	WP	WHIP	AVG	DP
Gwinnett	80-59	4.29	139	0	5	32	35-49	1218.0	1195	641	580	134	72	449-8	1203	62	1.35	.257	114
Syracuse	75-66	4.51	141	1	8	73	39-57	1209.0	1296	662	606	160	55	420-16	1060	76	1.42	.274	115
Columbus	81-59	4.71	140	1	7	61	35-47	1232.2	1205	689	645	198	80	491-9	1291	87	1.38	.255	83
Pawtucket	59-81	4.71	140	5	3	49	39-66	1190.0	1206	700	623	177	75	529-7	1061	69	1.46	.265	105
Durham	75-64	4.74	139	1	10	42	38-52	1205.2	1234	698	635	190	75	443-13	1329	62	1.39	.263	79
Indianapolis	66-74	4.82	140	1	6	44	43-62	1213.1	1214	695	650	158	64	528-6	1244	68	1.44	.262	108
Rochester	70-70	4.91	140	0	2	33	32-53	1195.0	1222	719	652	161	67	486-10	1285	96	1.43	.264	98
Louisville	59-81	4.91	140	1	7	59	29-50	1222.1	1270	741	667	157	76	554-16	1143	63	1.49	.268	112
Buffalo	71-69	4.93	140	1	8	40	33-49	1196.2	1194	738	655	189	70	529-3	1196	75	1.44	.257	95
Toledo	66-74	4.94	140	2	10	39	26-43	1217.0	1252	728	668	168	71	482-3	1267	67	1.42	.265	90
Scranton/WB	76-65	4.94	141	3	6	21	35-50	1204.0	1207	732	661	178	66	485-5	1319	69	1.41	.260	76
Lehigh Valley	66-74	5.23	140	1	3	34	35-54	1206.0	1210	790	701	179	92	577-27	1183	86	1.48	.259	103
Charlotte	75-64	5.37	139	2	7	30	41-60	1197.2	1383	775	715	203	50	454-1	1148	90	1.53	.291	116
Norfolk	60-79	5.58	139	1	9	26	32-52	1196.0	1316	802	741	188	48	504-11	1195	49	1.52	.278	90

PITCHING TOP 10 (Min. 0.8IP/Team Game)

PITCHER	CLUB	W-L	ERA	IP	H	BB	SO
Wilson, Bryse	GWN	10-7	3.42	121.0	120	26	118
Despaigne, Odrisamer	CHA/LOU	8-6	3.47	124.1	123	44	124
Stankiewicz, Teddy	PAW	6-7	3.85	131.0	138	39	106
Peoples, Michael	COL	10-6	3.98	144.2	157	29	122
Wright, Kyle	GWN	11-4	4.17	112.1	107	35	116
*Akin, Keegan	NOR	6-7	4.73	112.1	109	61	131
Ramírez, Erasmo	PAW	6-8	4.74	125.1	125	43	95
Mella, Keury	LOU	8-14	5.05	142.2	160	56	102
Slegers, Aaron	DUR	6-7	5.05	112.1	130	28	80
Chiang, Shao-Ching	COL	9-9	5.15	131.0	144	57	128

PITCHING CATEGORY LEADERS

Wins			Losses			Strikeouts		
Wright, Kyle	GWN	11	Mella, Keury	LOU	14	*Akin, Keegan	NOR	131
Feyereisen, J.P.	SWB	10	Gutierrez, Vladimir	LOU	11	Chiang, Shao-Ching	COL	128
Oswalt, Corey	SYR	10	*Alexander, Tyler	TOL	10	Despaigne, Odrisamer	CHA/LOU	124
Peoples, Michael	COL	10	Shepherd, Chandler	NOR/PAW	10	Keller, Mitch	IND	123
Pinto/Wilson	DUR/GWN	10	Chiang/ Vera	COL/IND	9	Peoples, Michael	COL	122
Walks Issued			Games Started			Innings Pitched		
Reid-Foley, Sean	BUF	65	Gutierrez, Vladimir	LOU	27	Peoples, Michael	COL	144.2
*Akin, Keegan	NOR	61	Mella, Keury	LOU	27	Mella, Keury	LOU	142.2
Chiang, Shao-Ching	COL	57	Chiang, Shao-Ching	COL	26	Gutierrez, Vladimir	LOU	137.0
Mella, Keury	LOU	56	*Akin, Keegan	NOR	24	*Nicolino, Justin	CHA/ROC	135.1
*Ysla, Luis	NOR	55	Ramírez, Erasmo	PAW	24	Chiang/Stankiewicz	COL/PAW	131.0
Home Runs Allowed			Saves			Holds		
*Nicolino, Justin	CHA/ROC	36	Kelley, Trevor	PAW	12	Herget, Jimmy	LOU	11
Gutierrez, Vladimir	LOU	26	*Milner, Hoby	DUR	12	Nogosek, Stephen	SYR	10
Stankiewicz, Teddy	PAW	26	DuRapau, Montana	IND	10	Jackson, Zach	BUF	9
*Camarena, Daniel	SWB/ROC	22	Neverauskas, Dovydas	IND	9	Sulser, Cole	DUR	9
3 others tied at		22	4 others tied with		9	4 tied with		8
WHIP			Average Against			Complete Games		
Wilson, Bryse	GWN	1.21	*Akin, Keegan	NOR	.252	Adleman, Tim	TOL	2
Wright, Kyle	GWN	1.26	Wright, Kyle	GWN	.252	18 tied with		1
Peoples, Michael	COL	1.29	Wilson, Bryse	GWN	.256			
Ramírez, Erasmo	PAW	1.34	Ramírez, Erasmo	PAW	.259			
Despaigne, Odrisamer	CHA/LOU	1.34	Despaigne, Odrisamer	CHA/LOU	.260			

KEY: * - Left-handed pitcher

2019 INDIANS STARTING LINEUP

STARTS BY BATTING ORDER (TEAM RECORD)										STARTS BY POSITION (TEAM RECORD)								
PLAYER	1	2	3	4	5	6	7	8	9	C	1B	2B	3B	SS	LF	CF	RF	DH
Baron							1-5	4-14	11-5	16-24								
Cervelli		1-4								1-4								
Chisenhall			3-3	0-1							0-1				0-1		2-1	1-1
Craig				61-62	2-2						54-54						6-7	3-3
Diaz		3-1	3-0							5-1								1-0
Dickerson		3-3	3-0												4-3			2-0
Elmore	5-9	9-17	0-1		1-3	1-1	10-7	10-8	10-8			16-23	3-5	12-15	14-9		1-2	
Franklin		1-1			2-0	0-4	3-2	3-3	5-7			6-8	0-1	6-4	0-2		2-1	0-1
Gonzalez		7-11										2-5		2-5				3-1
Hayes	2-2	32-24	14-23	1-2	5-0	0-2							53-50					1-3
Hill		0-2			5-3	2-2									1-3		5-3	1-1
Kang			4-3										2-1	0-2				2-0
Kelley							6-5	17-19	11-16	34-40								
Kivlehan			2-5	0-2	0-1	1-2	4-1	3-1			1-2				4-4		3-6	2-0
Kramer		1-1	17-22	0-1	26-24	5-5	2-2	0-1			0-1	27-23	5-10	3-1	11-9		4-4	1-8
Martin	21-18	3-2			3-6	5-14	6-9	2-2	2-2						0-3	42-49		0-1
Newman	2-4	1-1												2-2	0-2	1-1		
Osuna			9-8		1-0	1-0					0-1		0-1		2-1		8-4	1-1
Owen		3-1				1-1	7-7	5-9	1-1		9-8		3-4		1-1		4-6	
Polanco			7-6														4-4	3-2
Reyes, A.							0-2	2-0	0-1					0-1	0-1	2-1		
Reyes, P.		0-2			8-12	11-3	5-4	3-2				4-2		10-5	9-11	2-4	0-1	2-0
Reynolds		0-1	3-0		2-0	3-3	0-1									8-5		
Robinson	0-1		0-2	2-4	7-12	12-14	7-5	1-2							9-10	6-9	9-11	5-10
Shuck					1-0	6-3	3-8	7-5	2-5*						6-5	5-5	7-8	1-1
Stallings			1-0	2-2	1-2	6-1				10-5								
Sweeney		1-2			0-2	4-4	2-4	2-2				1-4		0-1	5-9			3-0
Tolman		0-1					1-1	1-2	1-3			3-7						
Tucker	36-40											5-1		31-38				0-1
Weiss						0-1	3-0	2-1	1-1		1-1	2-1						3-1
Wood		1-0	0-1		2-7	8-14	6-11	4-3	1-3		1-6		0-2				11-16	10-15
PITCHER									21-24									
TOTALS	66-74	66-74	66-74	66-74	66-74	66-74	66-74	66-74	66-74	66-74	66-74	66-74	66-74	66-74	66-74	66-74	66-74	45-50

*The Tribe's two-way player, JB Shuck, was the starting pitcher and batted ninth on 7/25 and 8/25, both of which were losses. Those games are included in both Shuck's nine-hole totals and the pitcher totals.

ORGANIZATION

2020 INDIANS

IL & O'PONENTS

2019 REVIEW

PIRATES

HISTORY

GENERAL



Jake Elmore led the Tribe with 31 doubles on the year to earn the team's MVP honor. (Photo by Justin Casterline)



Will Craig's walk-off solo homer on July 30 vs. Columbus was the first walk-off home run for the Tribe since Alen Hanson's walk-off grand slam on Aug. 15, 2016 vs. Louisville. (Photo by Austin Friedline)

2019 INDIANS HITTING CHARTS

MONTHLY BREAKDOWNS

Month	G	Hits (Game)	Avg.	HR	RBI	Runs (Game)	BB/SO	SB/CS
April	24	235 (9.8)	.280	32	114	128 (5.3)	93/229	21/10
May	27	219 (8.1)	.247	31	126	135 (5.0)	90/208	18/6
June	29	233 (8.0)	.247	17	92	100 (3.4)	73/228	11/14
July	28	228 (8.1)	.247	34	119	132 (4.7)	93/231	9/8
Aug.	30	241 (8.0)	.250	18	110	115 (3.8)	100/280	10/3
Sept.	2	14 (7.0)	.206	1	6	6 (3.0)	7/22	0/0
TOTALS	140	1170 (8.4)	.253	133	567	616 (4.4)	456/1198	69/41

HOME VS. ROAD

Games	70.....	70
Overall Record	32-38.....	34-36
Batting Average	.249.....	.257
Runs/Game	293 (4.2).....	323 (4.6)
Hits/Game	560 (8.0).....	610 (8.7)
Doubles	119.....	156
Triples	19.....	8
Home Runs	57.....	76
XBH/Game	195 (2.8).....	240 (3.4)
RBI	269.....	298
Walks	226.....	230
Strikeouts	586.....	612
Stolen Bases	36.....	33
Caught Stealing	20.....	21

INDIANS 2-OUT RBI

Player	No.	Player	No.	Player	No.
Craig	31	Osuna	8	Stallings.....	2
Kramer	29	Shuck	8	Tolman	2
Martin	22	Baron	6	Weiss.....	2
Hayes	16	Sweeney	6	Franklin.....	1
Robinson	13	Wood	6	Hill	1
Tucker.....	12	Gonzalez.....	5	Newman	1
Elmore.....	10	Kivlehan	4	Reyes, Alfredo.....	1
Reyes, Pablo.....	9	Owen	4	TOTAL	220
Reynolds.....	9	Kang.....	2		
Kelley.....	8	Polanco	2		

WINS RESULTING FROM FINAL AT-BAT

Date	Opp.	Batter	Game Winner	Inning	Final
4/7	at COL	Tucker	One out, error by second baseman	9	5-2
4/17	vs. TOL	Craig	Two outs, error by second baseman	9	8-7
4/21	vs. LOU	Wood	No outs, single to right	11	2-1
4/28	at CHA	Weiss	Two outs, solo home run to center	9	9-8
5/22	at LOU	Hayes	No outs, run-scoring double play	10	4-3
6/3	at LOU	Martin	No outs, double to right	10	7-6
6/23	at PAW	Kelley	One out, single to right	9	4-3
7/23	at SYR	Gonzalez	Two outs, two-run double to right	9	7-6
7/27	at ROC	Craig	One out, fielder's choice to left	10	7-6
7/30	vs. COL	Craig	No outs, solo home run to left	9	3-2
8/18	vs. LHV	Kelley	One out, single to left-center	10	8-7

2019 INDIANS PITCHING CHARTS

STARTING PITCHER RUN SUPPORT

Pitcher	Starts	Runs	R/Start	High	Low	Team Record	QS
Agrazal	12	53	4.4	8	0	5-7	6
Brault	1	11	11.0	--	--	1-0	0
Brubaker	4	23	5.8	9	4 (2x)	2-2	1
Davis	9	36	4.0	9 (2x)	0 (2x)	2-7	2
Escobar, Luis	5	24	4.8	11	0	3-2	0
*Kela	1	9	9.0	--	--	0-1	0
Lyles	1	4	4.0	--	--	1-0	0
Keller	19	76	4.0	8	1	11-8	8
Marvel	11	64	5.8	17	1 (2x)	10-1	7
McRae	22	92	4.2	9 (2x)	0 (2x)	10-12	9
Ponce	4	7	1.8	3	1 (2x)	1-3	0
Ramirez	5	13	2.6	4 (2x)	1	1-4	2
*Shuck	2	4	2.0	2 (2x)	--	0-2	0
Vasquez	1	4	4.0	--	--	1-0	1
Vera	22	99	4.5	9	0	10-12	6
Vieaux	13	60	4.6	8 (2x)	1 (3x)	6-7	2
Waddell	7	34	4.9	7	2	2-5	2
Williams	1	3	3.0	--	--	0-1	0
TOTALS	140	616	4.4	17	0 (7x)	66-74	46

*opener

STARTERS MONTHLY BREAKDOWN

Month	G	W-L	ERA	IP	H	R/ER	HR	HB	BB/SO	WP	GIDP	WHIP
April	24	6-6	4.59	121.2	126	66/62	14	6	46/117	4	14	1.41
May	27	14-5	4.05	146.2	137	70/66	19	8	39/128	5	15	1.20
June	29	6-13	4.28	151.1	139	77/72	19	13	48/137	2	9	1.24
July	28	8-10	6.10	138.2	142	94/94	29	10	49/128	13	9	1.38
Aug.	30	7-12	5.54	138.0	152	92/85	19	3	64/135	6	16	1.57
Sept.	2	1-1	4.50	6.0	9	3/3	0	0	3/7	0	1	2.00
TOTALS	140	42-47	4.90	702.1	705	402/382	100	40	249/652	30	64	1.36

BULLPEN MONTHLY BREAKDOWN

Month	G	W-L	ERA	SV/SVO	IP	H	R/ER	HR	HB	BB/SO	WP	GIDP	WHIP
April	24	7-5	4.25	7/13	93.0	75	50/44	3	5	67/111	9	6	1.53
May	27	4-4	4.77	14/16	94.1	94	52/50	12	3	39/95	6	7	1.41
June	29	4-6	5.05	7/12	92.2	103	64/52	16	4	58/97	6	9	1.74
July	27	6-4	4.82	8/10	106.1	99	60/57	13	4	55/146	8	5	1.45
Aug.	30	3-8	4.75	6/10	113.2	126	62/60	14	8	59/120	8	16	1.63
Sept.	2	0-0	4.09	1/1	11.0	12	5/5	0	0	1/13	1	1	1.18
TOTALS	139	24-27	4.74	43/62	511.0	509	293/269	58	24	279/592	38	44	1.54

MONTHLY BREAKDOWN

Month	G	W-L	ERA	SV/SVO	IP	H	R/ER	HR	HB	BB/SO	WP	GIDP	WHIP	AVG
April	24	13-11	4.44	7/13	214.2	201	116/106	17	11	113/228	13	20	1.46	.252
May	27	18-9	4.33	14/16	241.0	231	122/116	31	11	78/233	11	22	1.28	.252
June	29	10-19	4.57	7/12	244.0	242	141/124	35	17	106/234	8	18	1.43	.259
July	28	14-14	5.55	8/10	245.0	241	154/151	42	14	104/274	21	14	1.41	.256
Aug.	30	10-20	5.19	6/10	251.2	278	154/145	33	11	123/255	14	32	1.59	.284
Sept.	2	1-1	4.24	1/1	17.0	21	8/8	0	0	4/20	1	2	1.47	.304
TOTALS	140	66-74	4.82	43/62	1213.1	1214	695/650	158	64	528/1244	68	108	1.44	.262

HOME VS. ROAD

	HOME	VS.	ROAD
Games	70		70
W-L	32-38		34-36
ERA	4.56		5.12
Saves	20		23
Runs/Game	343 (4.9)		352 (5.0)
Hits/Game	608 (8.7)		606 (8.7)
HR Allowed	77		81
Hit Batsmen	32		32
Walks	263		265
Strikeouts	612		632
Wild Pitches	27		41
WHIP	1.39		1.49
Opp. Average	.255		.268



PIRATES

PITTSBURGH PIRATES STAFF



PNC Park

115 Federal Street or P.O. Box 7000
Pittsburgh, PA 15212
(412) 321-BUCS
@Pirates
Pirates.com

Executive

Chairman of the Board	Bob Nutting
President	Travis Williams
Senior Vice President, Business Affairs & General Counsel	Bryan Stroh
Associate Counsel	Frankie Garland
Executive Assistant	Monica Robinson

Baseball Operations

General Manager	Ben Cherington
Assistant General Managers	Kevan Graves, Steve Sanders
Special Assistants to the General Manager	Ron Hopkins, Sean McNally, Jax Robertson, Matt Ruebel, Greg Smith, Doug Strange
Special Assistant to the General Manager, Cultural Initiatives	Mike Gonzalez
Senior Advisor, Baseball Operations	Nick Leyva
Director, Baseball Operations	Will Lawton
Baseball Operations Assistant	Trey Rose
Special Assistants, Baseball Operations	Jeff Banister, Jamey Carroll, David Eckstein, Scott Elarton, Grady Little, Kevin Young
Major League Advance Scouts	Mike Basso, Jim Dedrick
Major League Scouts	Ricky Bennett, Bob Minor
Senior Director, Amateur Scouting	Joe DelliCarri
Assistant Director, Amateur Scouting	Mike Mangan
Traveling Secretary	Greg Johnson
Senior Director, Baseball Informatics	Dan Fox
Director, Personnel	Chris Johnson
Director, Pro Scouting	Steve Williams
Director, International Scouting	Junior Vizzaino
Assistant Director, International Scouting	Max Kwan

Communications

Vice President of Communications & Broadcasting	Brian Warecki
Director of Broadcasting	Marc Garda
Director of Baseball Communications	Jim Trdinich
Director of Media Relations	Dan Hart
Director, Business Communications & Social Media	Terry Rodgers
Coordinator, Business Communications & Social Media	Kaitlyn Kaufhold
Coordinator, New Media Content & Graphics	Creg Milko
Team Photographer	Dave Arrigo
Media Producer	Ken Brown
Play-by-Play Announcers	Joe Block, Greg Brown
Rotating Color Analysts	Matt Capps, Michael McKenry, Bob Walk, John Wehner, Kevin Young

Coaching Staff

Manager	Derek Shelton
Bench Coach	Don Kelly
Hitting Coach	Rick Eckstein
Assistant Hitting Coach	Mike Rabelo
Pitching Coach	Oscar Marin
First Base Coach	Tarrik Brock
Third Base Coach	Joey Cora
Bullpen Coach	Justin Meccage
Coaching Assistant	Heberto Andrade
Bullpen Catcher	Jordan Comadena
Coach	Glenn Sherlock

2019 PITTSBURGH PIRATES FINAL STATS

Team Batting Stats

BATTERS	AVG	G	AB	R	H	TB	2B	3B	HR	RBI	BB-IBB	SO	SB	CS	OBP	SLG	OPS	PA	SAC	SF	HB	DP	E
Baron, Steven	.200	7	10	0	2	3	1	0	0	1	0-0	6	0	0	.200	.300	.500	10	0	0	0	0	2
#Bell, Josh	.277	143	527	94	146	300	37	3	37	116	74-13	118	0	1	.367	.569	.936	613	0	7	5	11	13
#Cabrera, Melky	.280	133	378	43	106	151	22	1	7	47	17-3	41	2	0	.313	.399	.713	397	1	0	1	14	1
Cervelli, Francisco	.193	34	109	11	21	27	3	0	1	5	9-0	31	1	0	.279	.248	.526	123	1	0	4	4	2
Diaz, Elias	.241	101	303	31	73	93	14	0	2	28	23-0	56	0	0	.296	.307	.603	332	1	3	2	11	12
*Dickerson, Corey	.315	44	127	20	40	70	18	0	4	25	13-4	23	1	0	.373	.551	.924	142	0	2	0	3	2
Elmore, Jake	.213	20	47	3	10	11	1	0	0	4	2-0	8	0	1	.245	.234	.479	49	0	0	0	0	1
*Frazier, Adam	.278	152	554	80	154	231	33	7	10	50	40-8	75	5	5	.336	.417	.753	608	4	1	9	6	6
González, Erik	.254	53	142	15	36	45	4	1	1	6	9-3	37	4	1	.301	.317	.618	156	3	1	1	5	6
*Joseph, Corban	.182	9	11	1	2	3	1	0	0	0	0-0	1	0	0	.182	.273	.455	11	0	0	0	0	0
Kang, Jung Ho	.169	65	172	15	29	68	7	1	10	24	11-0	60	0	0	.222	.395	.617	185	0	1	1	4	9
*Kramer, Kevin	.167	22	42	5	7	8	1	0	0	5	6-0	17	0	1	.260	.190	.450	50	0	2	0	0	0
Marte, Starling	.295	132	539	97	159	271	31	6	23	82	25-1	94	25	6	.342	.503	.845	586	2	4	16	15	5
*Martin, Jason	.250	20	36	5	9	11	2	0	0	2	4-0	10	2	0	.325	.306	.631	40	0	0	0	0	1
*Moran, Colin	.277	149	466	46	129	200	30	1	13	80	30-4	117	0	1	.322	.429	.751	503	0	4	3	13	14
Newman, Kevin	.308	130	493	61	152	220	20	6	12	64	28-2	62	16	8	.353	.446	.800	531	2	1	7	5	12
Osuna, Jose	.264	95	261	41	69	119	20	0	10	36	18-0	48	0	0	.310	.456	.766	285	0	4	1	6	5
*Polanco, Gregory	.242	42	153	23	37	65	8	1	6	17	12-1	49	3	1	.301	.425	.726	167	0	0	1	4	1
Reyes, Pablo	.203	71	143	18	29	46	7	2	2	19	13-0	36	1	1	.274	.322	.596	157	0	0	1	0	2
*Reynolds, Bryan	.314	134	491	83	154	247	37	4	16	68	46-0	121	3	2	.377	.503	.880	546	0	3	6	9	4
*Shuck, JB	.213	27	47	4	10	12	0	1	0	2	8-0	10	1	1	.339	.255	.595	57	1	0	1	0	0
Stallings, Jacob	.262	71	191	26	50	73	5	0	6	13	16-5	40	0	0	.325	.382	.708	210	1	0	2	3	5
#Tucker, Cole	.211	56	147	16	31	53	10	3	2	13	10-1	40	0	0	.266	.361	.626	159	1	0	1	2	2
Team Totals	.265	162	5657	758	1497	2377	315	38	163	722	425-41	1213	64	29	.321	.420	.741	6228	47	34	63	119	121

Team Pitching Stats

PITCHERS	W-L	ERA	G-GS	CG	SHO	GF	HLD	SV-SVO	IP	H	R	ER	HR	HB	BB-IBB	SO	WP	BK	WHIP	AVG	DP	BF	AB
Agrazal, Dario	4-5	4.91	15-14	0	0	0	0	0-0	73.1	82	43	40	15	10	18-0	41	0	0	1.36	.283	5	321	290
Archer, Chris	3-9	5.19	23-23	0	0	0	0	0-0	119.2	114	73	69	25	4	55-2	143	6	0	1.41	.249	5	526	458
*Braul, Steven	4-6	5.16	25-19	0	0	1	0	0-0	113.1	117	69	65	15	7	53-2	100	7	1	1.50	.265	18	505	441
Burdi, Nick	2-1	9.35	11-0	0	0	3	0	0-1	8.2	11	9	9	1	0	3-0	17	1	0	1.62	.297	0	40	37
Crick, Kyle	3-7	4.96	52-0	0	0	9	13	0-7	49.0	41	30	27	10	7	35-1	61	1	0	1.55	.224	6	226	183
Davis, Rookie	0-1	6.75	5-1	0	0	2	0	0-0	10.2	12	8	8	3	0	8-0	10	1	0	1.88	.300	0	51	40
DuRapau, Montana	0-1	9.35	14-2	0	0	6	0	0-0	17.1	27	24	18	4	2	9-0	22	0	0	2.08	.342	1	90	79
Escobar, Luis	0-0	7.94	4-0	0	0	2	0	0-0	5.2	10	5	5	1	1	4-0	2	1	0	2.47	.455	1	29	22
Feliz, Michael	4-4	3.99	58-1	0	0	5	3	0-1	56.1	44	27	25	11	2	27-1	73	0	1	1.26	.212	6	239	208
Hartlieb, Geoff	0-1	9.00	29-0	0	0	10	2	0-0	35.0	52	35	35	8	0	18-0	38	5	1	2.00	.351	0	171	148
Holmes, Clay	1-2	5.58	35-0	0	0	10	1	0-1	50.0	45	36	31	5	9	36-1	56	4	0	1.62	.232	4	240	194
*Jerez, Williams	0-0	7.36	6-0	0	0	1	0	0-0	3.2	5	3	3	1	0	3-0	5	0	0	2.18	.313	0	19	16
Kela, Keone	2-0	2.12	32-0	0	0	8	6	1-5	29.2	19	7	7	3	1	11-0	33	1	0	1.01	.178	1	119	107
Keller, Mitch	1-5	7.13	11-11	0	0	0	0	0-0	48.0	72	41	38	6	1	16-0	65	2	0	1.83	.348	4	227	207
Kingham, Nick	1-1	9.87	14-4	0	0	3	0	1-1	34.2	54	38	38	7	0	17-0	32	1	0	2.05	.365	0	170	148
*Liriano, Francisco	5-3	3.47	69-0	0	0	8	12	0-4	70.0	60	32	27	8	3	35-1	63	1	0	1.36	.232	10	301	259
Lyles, Jordan	5-7	5.36	17-17	0	0	0	0	0-0	82.1	88	53	49	16	1	33-1	90	4	0	1.47	.271	6	361	325
*Lyons, Tyler	1-1	11.25	3-0	0	0	2	1	0-0	4.0	6	5	5	1	0	3-1	5	0	0	2.25	.353	1	20	17
Markel, Parker	0-1	5.71	15-0	0	0	8	0	0-0	17.1	16	12	11	3	2	13-1	21	1	1	1.67	.239	1	82	67
Marvel, James	0-3	8.31	4-4	0	0	0	0	0-0	17.1	25	16	16	4	2	6-0	9	0	0	1.79	.338	0	84	74
McRae, Alex	0-4	8.78	11-2	0	0	3	0	0-0	26.2	36	30	26	9	3	16-1	19	2	0	1.95	.319	3	132	113
Musgrove, Joe	11-12	4.44	32-31	0	0	1	0	0-0	170.1	168	98	84	21	9	39-1	157	2	0	1.22	.254	8	718	662
Neverauskas, Dovydas	0-0	10.61	10-0	0	0	3	1	0-0	9.1	15	11	11	2	2	7-1	10	1	0	2.36	.349	0	53	43
Osuna, Jose	0-0	3.86	2-0	0	0	1	0	0-0	2.1	3	1	1	1	0	0-0	0	0	0	1.29	.333	1	9	9
Ramírez, Yefry	0-0	7.71	9-0	0	0	5	0	0-0	14.0	19	15	12	2	2	7-0	16	1	0	1.86	.311	0	70	61
Rios, Yacksel	1-0	5.23	10-0	0	0	2	1	0-0	10.1	10	6	6	2	2	5-0	10	0	0	1.45	.263	2	46	38
Rodriguez, Richard	4-5	3.72	72-0	0	0	12	16	1-5	65.1	65	30	27	14	2	23-3	63	1	0	1.35	.252	4	285	258
*Shuck, JB	0-0	0.00	1-0	0	0	1	0	0-0	1.0	1	0	0	0	0	1-0	0	0	0	2.00	.250	0	5	4
Stallings, Jacob	0-0	0.00	1-0	0	0	1	0	0-0	1.0	0	0	0	0	0	0-0	0	0	0	0.00	.000	0	3	3
Stratton, Chris	1-1	3.66	28-0	0	0	7	1	0-0	46.2	50	22	19	7	0	15-1	47	1	0	1.39	.270	4	200	185
Tailon, Jameson	2-3	4.10	7-7	1	0	0	0	0-0	37.1	34	24	17	4	2	8-1	30	1	0	1.13	.231	2	158	147
*Vázquez, Felipe	5-1	1.65	56-0	0	0	47	0	28-31	60.0	43	12	11	5	4	13-0	90	3	0	0.93	.197	6	236	218
*Wang, Wei-Chung	2-0	6.75	5-0	0	0	1	0	0-0	4.0	5	3	3	0	0	3-0	2	0	0	2.00	.313	0	19	16
Williams, Trevor	7-9	5.38	26-26	0	0	0	0	0-0	145.2	162	93	87	27	7	44-3	113	2	0	1.41	.284	15	636	571
Team Totals	69-93	5.18	162-162	1	6	161	58	31-56	1440.0	1511	911	829	241	85	584-22	1443	50	4	1.45	.268	114	6391	5648

KEY: * = Left-handed hitter/pitcher # = Switch-hitter

PITTSBURGH PIRATES SYSTEM

Minor League Instructors and Staff

Senior Director, Minor League Operations	Larry Broadway
Senior Field Coordinator	Brad Fischer
Assistant Field Coordinator	Bobby Scates
Coordinator of Instruction	Dave Turgeon
Infield Coordinator	Gary Green
Coordinator, Minor League Hitting Operations	Shawn Johnston
Coordinator, Minor League Pitching Operations	TJ Large

2019 PITTSBURGH MiLB TEAM LEADERS

TEAM	PLAYER	AVG*	TEAM	PLAYER	WINS
Indianapolis	Jake Elmore	.322	Indianapolis	Mitch Keller/James Marvel/Alex McRae	7
Altoona	Jared Oliva	.277	Altoona	James Marvel	9
Bradenton	Lucas Tancas	.280	Bradenton	Aaron Shortridge	9
Greensboro	Ji-Hwan Bae	.323	Greensboro	Oswaldo Bido	11
West Virginia	Blake Sabol	.245	West Virginia	Cameron Junker	5
Bristol	Francisco Acuna	.293	Bristol	Jose Maldonado/Yoelvis Reyes	4
TEAM	PLAYER	HR	TEAM	PLAYER	ERA**
Indianapolis	Will Craig	.23	Indianapolis	Alex McRae	5.20
Altoona	Hunter Owen	.15	Altoona	Pedro Vazquez	2.71
Bradenton	Dylan Busby	.22	Bradenton	Aaron Shortridge	3.25
Greensboro	Mason Martin	.23	Greensboro	Alex Manasa	3.48
West Virginia	Will Matthiessen	.4	West Virginia	Jesus Valles	3.55
Bristol	Aaron Shackelford	.8	Bristol	***Tahnaj Thomas	3.17
TEAM	PLAYER	RBI	TEAM	PLAYER	SO
Indianapolis	Will Craig	.78	Indianapolis	Mitch Keller	123
Altoona	Logan Hill	.69	Altoona	Pedro Vazquez	91
Bradenton	Cal Mitchell	.64	Bradenton	Aaron Shortridge	104
Greensboro	Mason Martin	.83	Greensboro	Alex Manasa	120
West Virginia	Jared Triolo	.34	West Virginia	Francis Del Orbe	48
Bristol	Aaron Shackelford	.36	Bristol	Tahnaj Thomas	59
TEAM	PLAYER	SB	TEAM	PLAYER	SAVES
Indianapolis	Ke'Bryan Hayes	.12	Indianapolis	Montana DuRapau	10
Altoona	Jared Oliva	.36	Altoona	Matt Eckelman	23
Bradenton	Travis Swaggerty	.23	Bradenton	Shea Murray	6
Greensboro	Ji-Hwan Bae	.31	Greensboro	Yerry De Los Santos	13
West Virginia	Matt Gorski	.11	West Virginia	Cameron Junker	5
Bristol	Francisco Acuna	.9	Bristol	Samson Abernathy	8

* = Batting Average qualifiers require a minimum 2.7 PA/League Games

** = ERA qualifiers require a minimum of 0.8 IP/League Games

*** = Tahnaj Thomas was the closest Bristol pitcher to qualifying for Appalachian League ERA leaders

2019 PITTSBURGH MiLB STANDINGS

TEAM	W	L	PCT	GB	Division
Indianapolis (AAA)	66	74	.471	15.0	T-2 of 4 (IL West)
Altoona (AA)	36	32	.529	5.0	2 of 6 (EAS Western 1st Half)
	33	39	.458	13.0	4 of 6 (EAS Western 2nd Half)
	69	71	.493	9.0	4 of 6 (EAS Western Overall)
Bradenton (A+)	36	30	.545	3.0	T-2 of 6 (FSL South 1st Half)
	37	32	.536	10.0	2 of 6 (FSL South 2nd Half)
	73	62	.541	9.0	3 of 6 (FSL South Overall)
Greensboro (A)	44	25	.638	4.0	2 of 7 (SAL Northern 1st Half)
	35	34	.507	7.0	4 of 7 (SAL Northern 2nd Half)
	79	59	.572	11.0	3 of 7 (SAL Northern Overall)
West Virginia (A-)	40	36	.526	1.0	2 of 6 (NYP Pinckney)
Bristol (R+)	34	33	.507	0.5	2 of 5 (APP West)
GCL Pirates (R)	18	36	.333	20.5	6 of 6 (GCL South)
Totals	379	371	.505	--	--



2019 Pirates MiLB Pitcher of the Year, James Marvel. (Photo by Austin Friedline)

2019 PITTSBURGH PIRATES MINOR LEAGUE ALL-STARS

Indianapolis (IL):	Altoona (EAS):	Bradenton (FSL):	Greensboro (SAL):	West Virginia (NYP):	Bristol (APP):
RHP Montana DuRapau	C Jason Delay	3B Dylan Busby	RHP Alex Manasa	RHP Cameron Junker	2B Francisco Acuna
2B Jake Elmore	RHP James Marvel	OF Cal Mitchell	1B Mason Martin	OF Blake Sabol	
RHP Mitch Keller	OF Jared Oliva	OF Chris Sharpe	RHP Brad Case	3B Jared Triolo	
OF Trayvon Robinson	RHP Beau Sulser	OF Travis Swaggerty	2B Rodolfo Castro	RHP Jesus Valles	
RHP Doydas Neverauskas	RHP Pedro Vazquez		C Grant Koch		
			OF Lolo Sanchez		

KEY: Bold = Mid/Postseason Italics = Postseason

2019 TEAM BATTING STATISTICS

TEAM	AVG	G	AB	R	H	2B	3B	HR	RBI	SB
Bristol (R+)	.266	67	2223	351	592	125	11	33	316	58
Indianapolis	.253	140	4624	616	1170	275	27	133	567	69
Bradenton (A+)	.245	135	4340	559	1065	219	24	107	512	109
Greensboro (A)	.245	138	4492	700	1099	235	33	127	626	150
Altoona (AA)	.241	140	4488	544	1081	218	31	85	503	87
GCL Pirates (R)	.233	54	1673	190	389	58	24	10	148	71
West Virginia (A-)	.231	76	2466	329	569	128	24	24	286	55

BATTING TOP 10 (MINIMUM 2.7 PA/TEAM GAME)

PLAYER	TEAM	AVG	G	AB	R	H	2B	3B	HR	RBI	SB
*Bae, Ji-Hwan	GB0	.323	86	328	69	106	25	5	0	38	31
Elmore, Jake	IND	.322	109	367	56	118	31	0	6	35	3
Acuna, Francisco	BRS	.293	53	181	31	53	20	1	1	30	9
Valdez, Jesus	BRS	.292	55	209	38	61	12	1	5	34	7
Tancas, Lucas	BRD	.280	106	389	47	109	28	1	9	58	3
Macias, Fabricio	GB0	.280	122	472	72	132	25	3	8	79	18
Oliva, Jared	ALT	.277	123	447	70	124	24	6	6	42	36
*Shackelford, Aaron	BRS	.274	53	212	32	58	18	2	8	36	1
Bissonette, Josh	BRS	.266	50	188	26	50	13	2	0	25	6
*Swaggerty, Travis	BRD	.265	121	457	79	121	20	3	9	40	23

BATTING CATEGORY LEADERS

Home Runs			RBI			Stolen Bases		
*Martin, Mason	GB0/BRD	35	*Martin, Mason	GB0/BRD	129	Oliva, Jared	ALT	36
Craig, Will	IND	23	Macias, Fabricio	GB0	79	Sanchez, Lolo	GB0/BRD	33
Busby, Dylan	BRD	22	Craig, Will	IND	78	*Bae, Ji-Hwan	GB0	31
Owen, Hunter	ALT/IND	19	#Castro, Rodolfo	GB0/BRD	73	*Swaggerty, Travis	BRD	23
2 others tied with		19	Hill, Logan	ALT/IND	72	*Mottice, Kyle	WV/GB0	21

2019 TEAM PITCHING STATISTICS

TEAM	W-L	ERA	CG	SHO	SV	H	HR	BB	SO
Bradenton (A+)	73-62	3.42	4	5	35	1011	96	382	980
Greensboro (A)	79-59	3.65	1	12	41	1054	107	392	1218
Altoona (AA)	69-71	3.69	6	18	37	1126	108	398	964
West Virginia (A-)	40-36	3.73	0	1	20	601	45	253	612
Bristol (R+)	34-33	4.06	1	4	24	540	51	253	599
Indianapolis	66-74	4.82	1	6	43	1214	158	528	1244
GCL Pirates (R)	18-36	4.90	0	2	9	445	31	260	419

PITCHING TOP 10 (MINIMUM 0.8 IP/TEAM GAME)

PITCHER	CLUB	W-L	ERA	IP	H	BB	SO
Marvel, James	ALT/IND	16-5	2.94	162.1	131	46	136
Vasquez, Pedro	ALT/IND	9-6	3.06	132.1	114	33	101
Shortridge, Aaron	BRD	9-5	3.25	135.2	129	25	104
Bido, Osvaldo	GB0/BRD	12-8	3.32	135.2	112	38	107
Case, Brad	GB0/BRD	12-6	3.41	137.1	122	25	108
Economos, Nick	GB0/BRD/ALT	10-9	3.42	134.1	110	44	130
Manasa, Alex	GB0	9-5	3.48	139.2	134	32	120
*Robles, Domingo	BRD/ALT	9-11	3.49	165.0	160	36	124
*Vieaux, Cam	ALT/IND	8-6	3.50	139.0	117	58	120
Valles, Jesus	WV	3-2	3.55	66.0	65	16	36

PITCHING CATEGORY LEADERS

Wins			Saves			Strikeouts		
Marvel, James	ALT/IND	16	Eckelman, Matt	ALT/IND	23	Marvel, James	ALT/IND	136
Bido, Osvaldo	GB0/BRD	12	De Los Santos, Yerry	GB0	13	Economos, Nick	GB0/BRD/ALT	130
Case, Brad	GB0/BRD	12	DuRapau, Montana	IND	10	*Robles, Domingo	BRD/ALT	124
Economos, Nick	GB0/BRD/ALT	10	Neverauskas, Dovydas	BRD/IND	9	Keller, Mitch	IND	123
4 tied with		9	2 tied with		8	2 tied with		120

KEY: * = Left-handed hitter/pitcher # = Switch-hitter

MINOR LEAGUE AFFILIATES



Altoona Curve
1000 Park Avenue
Altoona, PA 16602
@AltoonaCurve
AltoonaCurve.com

Altoona Curve

Double-A, Eastern League

Affiliate Since: 1999

2019 Record: 69-71 (4th, Western)

Home: Peoples Natural Gas Field

Manager (with team): Dave Turgeon (1st)

Pitching Coach: Tom Filmer

Hitting Coach: David Newhan

Media Relations: Garrett Mansfield

Contact: gmansfield@altoonacurve.com



Dave Turgeon

Last season...

The Curve finished fourth in the Eastern League Western standings and missed the postseason for the first time since 2014. Jared Oliva ranked among EAS leaders with 36 stolen bases (2nd), six triples (T-4th), 70 runs scored (T-4th), a .277 average (6th), .352 OBP (8th) and .750 OPS (8th).

2019 ALTOONA CURVE FINAL STATS

Team Batting Stats

BATTERS	AVG	G	AB	R	H	TB	2B	3B	HR	RBI	BB	IBB	SO	SB	CS	OBP	SLG	OPS	PA	SAC	SF	HB	DP	E
Alemas, Stephen	.267	12	45	4	12	12	0	0	0	2	1-0	9	2	0	0	.283	.267	.549	46	0	0	0	1	0
Cervelli, Francisco	.333	1	3	0	1	2	1	0	0	0	0-0	0	0	0	0	.500	.667	1.167	4	0	0	1	0	0
*Cruz, Oniel	.269	35	119	14	32	49	8	3	1	17	15-1	35	3	1	0	.346	.412	.757	136	0	2	0	1	9
Delay, Jason	.234	67	231	22	54	92	12	1	8	37	13-1	63	1	0	0	.286	.398	.684	252	0	3	5	7	3
Glendinning, Robbie	.261	58	184	21	48	72	7	1	5	31	24-1	65	2	1	0	.346	.391	.737	213	2	2	1	6	9
Hill, Logan	.258	113	407	53	105	174	27	3	12	69	42-0	120	1	2	0	.332	.428	.759	458	0	4	5	6	5
Jackson, Bralin	.257	95	272	32	70	87	13	2	0	20	16-3	71	7	2	0	.299	.320	.619	293	1	2	1	7	0
*Madris, Bligh	.260	132	457	50	119	173	26	2	8	55	43-3	99	3	4	0	.324	.379	.703	514	4	4	2	7	3
Medrano, Jesse	.056	7	18	1	1	1	0	0	0	0	1-0	3	0	0	0	.150	.056	.206	22	2	2	0	1	2
Ngoepe, Gift	.100	14	30	5	3	3	0	0	0	0	0-0	14	2	1	0	.289	.100	.389	38	0	0	0	0	3
Oliva, Jared	.277	123	447	70	124	178	24	6	6	42	42-0	104	36	10	0	.352	.398	.750	507	4	3	11	2	0
Owen, Hunter	.295	68	237	45	70	134	15	2	15	44	17-1	75	1	3	0	.369	.565	.935	268	0	2	12	1	5
Pastr, Arden	.192	73	250	18	48	77	11	3	4	23	11-3	73	0	3	0	.232	.308	.540	270	3	3	3	4	1
Peurifoy, Ryan	.106	26	47	6	5	8	0	0	1	1	6-0	19	0	1	0	.208	.170	.378	53	0	0	0	0	0
*Pope, Brett	.252	100	282	30	71	94	15	1	2	22	26-1	58	7	3	0	.325	.333	.658	317	3	1	5	6	8
Reyes, Alfredo	.176	54	148	11	26	37	6	1	1	9	20-0	56	7	5	0	.287	.250	.537	172	1	0	3	2	5
Sharpe, Chris	.216	68	231	44	50	99	14	1	11	38	17-0	67	2	3	0	.278	.429	.707	258	2	3	4	2	3
Suiter, Jerrick	.235	121	408	39	96	122	14	0	4	39	22-2	77	2	2	0	.277	.299	.576	441	0	7	4	10	7
*Sweeney, Darnell	.196	15	51	5	10	19	3	0	2	5	4-0	22	0	2	0	.255	.373	.627	55	0	0	0	1	1
*Tolman, Mitchell	.254	116	401	56	102	138	18	3	4	32	47-1	100	10	5	0	.340	.344	.684	461	4	2	6	3	12
*Valerio, Adrian	.198	33	106	12	21	27	2	2	0	10	6-0	29	1	0	0	.248	.255	.503	113	0	0	1	2	3
Team Totals	.241	140	4488	544	1081	1616	218	31	85	503	387-17	1222	87	48	308	.368	.668	.5023	37	39	65	71	89	

Team Pitching Stats

PITCHERS	W-L	ERA	G-GS	CG	SHO	GF	HLD	SV-SVO	IP	H	R	ER	HR	HB	BB-IBB	SO	WP	BK	WHIP	AVG	DP	BF	AB
Agrazal, Dario	1-1	3.60	4-4	0	0	0	0	0-0	25.0	29	10	10	3	0	0-0	19	0	0	1.16	.305	2	98	95
Bolton, Cody	2-3	5.85	9-9	0	0	0	0	0-0	40.0	37	26	26	6	0	16-0	33	3	0	1.33	.248	1	167	149
*Brady, Sean	5-11	3.65	22-22	1	1	0	0	0-0	138.0	135	67	56	15	8	36-0	82	3	0	1.24	.258	20	576	523
*Brentz, Jake	0-1	0.77	9-0	0	0	4	1	0-0	11.2	6	1	1	0	1	3-0	13	0	0	0.77	.146	0	45	41
Campos, Vicente	2-2	4.85	20-0	0	0	10	1	1-2	26.0	29	17	14	5	3	13-1	23	2	1	1.62	.287	4	120	101
Cederlind, Blake	5-1	1.77	31-0	0	0	10	5	2-4	45.2	31	10	9	1	6	16-1	42	1	0	1.03	.191	7	185	162
Cesar, Joel	3-4	3.76	28-1	0	0	13	3	1-3	38.1	38	18	16	5	4	12-0	36	3	2	1.30	.260	4	162	146
Coley, Austin	2-2	4.07	16-4	0	0	6	0	0-1	24.1	35	17	11	1	4	9-0	18	2	0	1.81	.350	3	117	100
Eckelman, Matt	1-5	3.33	45-1	0	0	37	0	23-24	48.2	43	21	18	3	0	25-2	45	0	0	1.40	.240	9	205	179
Economos, Nick	0-3	8.83	4-3	0	0	0	0	0-0	17.1	24	18	17	4	1	7-0	17	0	0	1.79	.324	1	83	74
*Escobar, Elvis	1-0	1.80	3-0	0	0	0	0	0-1	5.0	4	1	1	0	0	1-0	6	2	0	1.00	.222	1	19	18
Garcia, Yuesday	1-2	6.10	33-2	0	0	3	2	1-3	62.0	76	45	42	4	4	34-1	53	10	2	1.77	.311	8	288	244
German, Angel	3-3	4.33	39-0	0	0	14	8	2-3	52.0	33	25	25	8	5	31-1	48	6	0	1.23	.182	6	219	181
Hightower, Scooter	2-5	6.02	10-9	0	0	0	0	0-0	43.1	51	32	29	8	3	12-0	21	3	0	1.45	.298	2	191	171
Holmes, Clay	1-0	6.75	2-0	0	0	1	0	0-1	4.0	5	3	3	0	1	1-0	3	1	0	1.50	.333	0	19	15
*Jacques, Joe	0-0	0.00	1-0	0	0	0	0	0-0	1.0	1	0	0	0	0	2-0	0	0	0	3.00	.333	1	5	3
*Kesselica, Sean	0-0	0.00	7-0	0	0	1	1	0-0	9.0	6	5	0	0	1	6-1	8	1	0	1.33	.182	1	40	33
Koehler, Tom	0-0	54.00	1-0	0	0	0	0	0-0	0.1	2	2	2	1	0	1-0	1	1	0	9.00	.667	0	4	3
Liranzo, Jesus	2-1	1.61	20-0	0	0	10	2	1-3	28.0	14	7	5	0	0	13-0	24	1	0	0.96	.146	1	109	96
Marvel, James	9-5	3.10	17-17	1	1	0	0	0-0	101.2	85	36	35	6	10	24-2	83	2	1	1.07	.228	12	412	372
Mears, Nick	0-0	1.80	4-0	0	0	3	0	0-0	5.0	4	3	1	0	1	2-0	7	0	0	1.20	.211	0	23	19
Medrano, Jesse	0-0	18.00	1-0	0	0	1	0	0-0	1.0	2	2	2	0	0	2-0	0	0	0	2.00	.500	0	7	4
Murray, Shea	0-0	16.00	1-0	0	0	0	0	0-1	0.1	5	6	6	0	0	1-0	0	2	0	18.00	1.000	0	7	5
O'Reilly, John	0-0	0.00	1-0	0	0	1	0	0-0	1.0	1	0	0	0	0	0-0	1	0	0	1.00	.333	1	3	3
Ponce, Cody	0-0	6.00	3-1	0	0	1	0	1-1	6.0	3	4	4	1	1	1-0	6	0	0	0.67	.143	0	23	21
Reyes, Alfredo	0-0	0.00	1-0	0	0	1	0	0-0	1.0	0	0	0	0	0	1-0	0	0	0	1.00	.000	0	4	3
*Robles, Domingo	4-6	4.02	18-18	3	2	0	0	0-0	103.0	113	51	46	13	3	21-0	77	3	2	1.30	.279	10	433	405
Scioneaux, Tate	1-1	12.75	13-0	0	0	7	2	1-2	12.0	20	17	17	5	0	6-0	16	3	0	2.17	.370	0	61	54
Suiter, Jerrick	0-0	0.00	2-0	0	0	2	0	0-0	1.2	1	0	0	0	0	0-0	1	0	0	0.60	.167	0	6	6
Sulser, Beau	8-3	2.72	33-6	0	0	4	0	2-3	96.0	88	35	29	4	2	31-1	63	4	1	1.24	.241	8	400	365
Valdes, Ryan	0-0	9.00	1-0	0	0	0	0	0-0	2.0	4	2	2	0	0	2-0	2	1	0	3.00	.364	0	13	11
Vasquez, Pedro	8-5	2.71	24-23	1	0	0	1	0-0	123.0	107	46	37	8	4	29-0	91	3	0	1.11	.233	6	502	459
*Vieaux, Cam	4-4	2.23	13-13	0	0	0	0	0-0	76.2	54	20	19	6	2	29-1	59	4	0	1.08	.201	6	304	269
*Waddell, Brandon	3-1	2.23	7-7	0	0	0	0	0-0	36.1	29	10	9	0	1	9-0	42	1	0	1.05	.216	2	147	134
*Weiman, Blake	1-2	1.86	16-0	0	0	6	4	2-2	19.1	11	6	4	1	0	4-0	24	0	0	0.78	.164	0	73	67
Team Totals	69-71	3.69	140-140	6	18	134	31	37-54	1205.2	1126	563	494	108	67	398-11	964	62	9	1.26	.249	116	5070	4531

KEY: * = Left-handed hitter/pitcher # = Switch-hitter

MINOR LEAGUE AFFILIATES



Bradenton Marauders
1611 9th Street West
Bradenton, FL 34205
@The_Marauders
BradentonMarauders.com

Bradenton Marauders

High-A, Florida State League

Affiliate Since: 2010

2019 Record: 73-62 (3rd, South)

Home: LECOM Park

Manager (with team): Miguel Perez (1st)

Pitching Coach: Drew Benes

Hitting Coach: Chris Peterson

Media Relations: Jackie Riggelman

Contact: jackie.riggelman@pirates.com



Miguel Perez

Last season...

Infielder Dylan Busby led the Florida State League with 22 home runs in his 2019 campaign. He also finished among league leaders with a .453 slugging percentage (2nd), 42 extra-base hits (T-5th), .769 OPS (6th) and 63 RBI (7th).

2019 BRADENTON MARAUDERS FINAL STATS

Team Batting Stats

BATTERS	AVG	G	AB	R	H	TB	2B	3B	HR	RBI	BB	IBB	SO	SB	CS	OBP	SLG	OPS	PA	SAC	SF	HB	DP	E
Amaral, Daniel	.278	69	245	37	68	87	14	1	1	24	22-0	53	15	2	354	.355	.709	.282	5	2	8	8	1	
Bormann, John	.000	5	13	0	0	0	0	0	0	0	1-0	4	0	0	.071	.000	.071	14	0	0	0	0	0	
Busby, Dylan	.213	114	375	50	80	170	16	4	22	63	47-1	158	2	1	.316	.453	.769	434	0	2	10	5	16	
*Castro, Rodolfo	.243	57	202	26	49	79	13	1	5	27	13-2	54	1	0	.288	.391	.679	215	0	0	0	4	9	
*Cruz, Oziel	.301	35	136	21	41	70	6	1	7	16	8-1	38	7	3	.345	.515	.860	145	0	0	1	0	7	
Diaz, Elias	.400	2	5	1	2	4	2	0	0	2	2-0	1	1	0	.571	.800	1.371	7	0	0	0	0	0	
*Franklin, Nick	.000	4	16	1	0	0	0	0	0	0	0-0	8	0	0	.000	.000	.000	16	0	0	0	0	1	
Gassaway, Randolph	.149	14	47	4	7	8	1	0	0	2	4-0	16	0	1	.216	.170	.386	53	2	0	0	1	0	
Glenning, Robbie	.340	43	162	22	55	97	16	1	8	26	14-0	50	6	2	.393	.599	.992	178	0	1	1	6	9	
Gretter, Michael	.189	15	53	2	10	11	1	0	0	3	2-1	13	0	0	.218	.208	.426	56	1	0	0	0	4	
Hernandez, Raul	.247	76	255	26	63	77	14	0	0	19	14-0	51	1	1	.296	.302	.598	275	1	1	4	6	10	
Lambert, Chase	.197	41	122	12	24	32	5	0	1	8	18-0	32	1	2	.306	.262	.568	147	3	2	2	1	2	
*Lockery, Dean	.182	3	11	0	2	2	0	0	0	1	1-0	5	0	0	.250	.182	.432	12	0	0	0	0	1	
*Martin, Mason	.239	49	176	32	42	93	13	1	12	46	22-0	65	0	1	.333	.528	.862	201	0	0	3	1	6	
Medrano, Jesse	.192	73	224	24	43	63	9	1	3	16	10-0	71	4	4	.254	.281	.535	247	3	1	9	1	0	
*Mitchell, Cal	.251	118	451	54	113	183	21	2	15	64	32-2	142	1	1	.304	.406	.710	493	0	5	5	5	5	
*Morrow, Matt	.000	1	1	0	0	0	0	0	0	0	0-0	0	0	0	.000	.000	.000	1	0	0	0	0	0	
Osuna, Jose	.200	5	20	3	4	5	1	0	0	2	2-0	3	0	0	.273	.250	.523	22	0	0	0	1	0	
Peurifoy, Ryan	.154	4	13	2	2	5	0	0	1	1	1-0	6	0	0	.267	.385	.651	15	0	0	1	0	0	
*Polanco, Gregory	.154	4	13	2	2	2	0	0	0	1	4-1	2	0	0	.353	.154	.507	17	0	0	0	2	0	
Sanchez, Lolo	.196	52	163	21	32	44	3	3	1	9	18-0	31	13	5	.300	.270	.570	195	5	2	7	4	0	
Sharpe, Chris	.292	64	226	36	66	102	17	2	5	30	28-0	52	15	7	.385	.451	.836	266	1	3	8	2	4	
Siri, Raul	.169	19	59	7	10	12	2	0	0	4	8-0	23	3	0	.290	.203	.493	69	0	0	2	2	0	
Stafford Jr., Deon	.229	79	275	30	63	94	9	2	6	32	35-0	86	1	1	.318	.342	.660	317	2	2	2	3	7	
*Swaggerty, Travis	.265	121	457	79	121	174	20	3	9	40	57-0	116	23	8	.347	.381	.728	524	5	3	2	2	3	
Tancas, Lucas	.280	106	389	47	109	166	28	1	9	58	29-0	142	3	4	.342	.427	.769	428	1	1	8	5	4	
#Valerio, Adrian	.247	69	231	20	57	73	8	1	2	18	9-0	54	12	4	.283	.316	.599	245	1	1	3	4	6	
Team Totals	.245	135	4340	559	1065	1653	219	24	107	512	401-8	1276	109	47	.318	.381	.699	4874	30	26	76	63	106	

Team Pitching Stats

PITCHERS	W-L	ERA	G-6S	CG	SHO	GF	HLD	SV-SVO	IP	H	R	ER	HR	HB	BB	IBB	SO	WP	BK	WIP	AVG	DP	BF	PA
Bido, Osvaldo	1-3	2.25	5-5	0	0	0	0	0-0	24.0	18	10	6	1	1	9-0	17	1	0	1.13	.205	1	99	88	
Bolton, Cody	6-3	1.61	12-12	0	0	0	0	0-0	61.2	39	14	11	1	0	14-0	69	2	0	0.86	.174	2	239	224	
Case, Brad	5-5	4.29	13-13	0	0	0	0	0-0	71.1	74	37	34	11	4	22-0	58	4	0	1.35	.264	6	307	280	
Cederling, Blake	0-0	1.17	7-0	0	0	4	1	2-2	7.2	4	1	1	0	0	6-0	8	1	0	1.30	.143	0	34	28	
Cesar, Joel	2-0	0.73	9-0	0	0	8	0	5-6	12.1	4	1	1	1	0	5-0	16	2	0	0.73	.100	0	45	40	
Coley, Austin	0-0	0.00	2-0	0	0	2	0	0-0	3.0	2	0	0	0	1	1-0	4	0	0	1.00	.182	0	13	11	
Eardensohn, Matt	1-0	0.00	2-0	0	0	1	0	0-0	3.0	3	1	0	0	0	0-0	1	0	0	1.00	.273	1	11	11	
Economos, Nick	6-4	2.67	14-14	0	0	0	0	0-0	84.1	62	29	25	7	6	24-0	63	7	0	1.02	.199	1	343	311	
Escobar, Luis	0-0	0.00	10-0	0	0	5	3	3-3	13.1	6	0	0	0	2	6-0	15	4	0	0.90	.133	0	54	45	
Fischer, Drew	0-1	2.89	8-0	0	0	3	2	2-3	9.1	8	3	3	0	0	3-0	6	0	0	1.18	.242	2	36	33	
*Jacques, Joe	4-3	2.41	20-2	0	0	6	3	1-1	41.0	32	13	11	1	2	16-0	39	2	0	1.17	.213	5	170	150	
Kranick, Max	6-7	3.79	20-20	1	0	0	0	0-0	109.1	100	49	46	11	8	30-30	78	3	0	1.19	.246	10	451	407	
Loeprecht, Conner	2-1	3.38	8-5	0	0	2	0	0-0	37.1	44	18	14	1	2	7-0	28	2	0	1.37	.286	1	163	154	
Mears, Nick	4-2	3.60	23-0	0	0	21	0	5-9	30.0	22	14	12	3	2	9-0	43	4	0	1.03	.202	2	123	109	
Montgomery, Allen	0-0	1.50	4-0	0	0	2	0	0-0	6.0	3	1	1	0	0	9-0	2	2	0	2.00	.150	1	29	20	
Murray, Shea	1-0	4.86	26-0	0	0	15	2	6-6	33.1	23	19	18	1	5	26-0	54	6	0	1.47	.189	1	156	122	
Neverauskas, Dovydas	0-0	0.00	2-0	0	0	0	0	0-0	2.0	0	0	0	0	0	0-0	2	0	0	0.00	.000	0	6	6	
Nova, Luis	0-0	10.80	2-0	0	0	1	0	0-0	5.0	8	6	0	0	0	5-0	6	0	0	2.60	.381	1	26	21	
*Nunez, Oddy	1-1	4.67	8-0	0	0	0	0	0-0	34.2	32	22	18	3	4	21-0	20	6	0	1.53	.258	5	155	124	
O'Reilly, John	1-0	0.47	9-0	0	0	5	0	2-2	19.0	15	3	1	0	0	5-0	13	2	0	1.05	.208	1	79	72	
*Ogle, Braeden	2-1	3.18	7-0	0	0	3	0	0-1	11.1	8	5	4	1	1	3-0	10	0	0	0.97	.200	1	46	40	
Reyes, Samuel	1-4	2.87	25-3	0	0	10	1	3-3	53.1	48	18	17	4	2	15-1	50	2	1	1.18	.229	0	228	210	
*Robles, Domingo	5-5	2.61	10-10	0	0	0	0	0-0	62.0	47	22	18	5	4	15-0	47	3	1	1.00	.203	1	251	231	
*Schlabach, Ike	4-1	2.50	25-3	0	0	7	4	1-1	50.1	46	14	14	2	1	9-0	37	4	0	1.09	.238	5	205	193	
Shorridge, Aaron	9-5	3.25	24-24	1	0	0	0	0-0	135.2	129	50	49	13	5	25-0	104	5	0	1.14	.252	9	545	511	
Stoelke, Logan	0-2	10.31	13-0	0	0	4	1	3-3	18.1	23	21	21	6	3	13-0	12	3	0	1.96	.315	2	92	73	
Stratton, Hunter	5-4	4.25	33-3	0	0	12	1	0-2	72.0	56	37	34	4	4	42-0	64	8	0	1.36	.209	4	315	268	
Valdes, Ryan	2-2	6.83	23-0	0	0	16	2	2-3	27.2	31	23	21	5	2	20-0	24	7	0	1.84	.279	1	133	111	
Wallace, Gavin	5-8	4.13	30-13	2	0	4	4	0-1	109.0	124	58	50	15	1	22-0	90	2	1	1.34	.281	7	468	441	
Team Totals	73-62	3.42	135-135	4	5	131	24	35-46	1147.1	1011	491	436	96	60	282-1	980	82	3	1.21	.233	70	4822	4334	

KEY: * = Left-handed hitter/pitcher # = Switch-hitter

MINOR LEAGUE AFFILIATES



Greensboro Grasshoppers

408 Bellemeade Street
Greensboro, N.C. 27401

@GSOHoppers
GSOHoppers.com

Greensboro Grasshoppers

Single-A, South Atlantic League

Affiliate Since: 2019

2019 Record: 79-59 (3rd, Northern)

Home: First National Bank Field

Manager (with team): Kieran Mattison (1st)

Pitching Coach: Stan Kyles

Hitting Coach: Jonny Tucker

Media Relations: Katie Dannemiller

Contact: katie@gsohoppers.com



Kieran Mattison

Last season...

Prospect Ji-Hwan Bae led all Pirates minor leaguers and the South Atlantic League with a .323 batting average in 2019. He also led Greensboro with 31 stolen bases, which tied for fourth among league leaders.

2019 GREENSBORO GRASSHOPPERS FINAL STATS

Team Batting Stats

BATTERS	AVG	G	AB	R	H	TB	2B	3B	HR	RBI	BB-IBB	SO	SB	CS	OBP	SLG	OPS	PA	SAC	SF	HB	DP	E
Alvarez, Andres	.143	5	14	2	2	2	0	0	0	0	2-0	4	0	0	.250	.143	.393	16	0	0	0	1	0
*Bae, Ji-Hwan	.323	86	328	69	106	141	25	5	0	38	43-0	77	31	11	.403	.430	.833	380	3	3	3	3	12
#Castro, Rodolfo	.242	61	215	33	52	111	13	2	14	46	18-0	68	6	5	.306	.516	.822	246	1	7	5	3	15
*Davis, Jonah	.249	80	317	49	79	155	15	2	19	52	33-0	130	5	9	.327	.489	.816	359	1	3	5	3	0
*Dorrian, Patrick	.256	64	219	39	56	97	17	3	6	31	28-0	64	8	2	.346	.443	.789	255	1	3	4	1	4
Gretler, Michael	.214	79	276	30	59	84	17	1	2	34	32-1	81	3	0	.299	.304	.604	316	2	3	3	9	3
Harrer, Justin	.231	71	229	36	53	87	14	1	6	21	25-0	67	7	1	.326	.380	.706	262	1	0	7	6	3
Haug, Ryan	.250	2	4	0	1	1	0	0	0	0	0-0	0	0	0	.250	.250	.500	4	0	0	0	0	1
Herman, Jack	.257	75	265	47	68	123	12	2	13	34	28-0	88	6	6	.340	.464	.804	300	0	1	6	4	4
Kaiser, Connor	.200	79	280	44	56	91	12	1	7	36	51-0	77	4	2	.331	.325	.656	343	5	2	5	6	7
*Kinneman, Brett	.160	44	156	14	25	48	6	1	5	26	17-0	63	3	0	.246	.308	.554	179	0	4	2	3	1
Koch, Grant	.202	94	337	39	68	107	15	0	8	34	32-0	60	1	1	.273	.318	.591	374	1	2	2	10	10
Kone, Zack	.186	76	269	28	50	67	9	1	2	15	30-0	94	5	2	.271	.249	.520	303	0	2	2	2	6
Lambert, Chase	.355	11	31	8	11	17	1	1	1	3	8-0	6	3	1	.500	.548	1.048	40	0	0	1	0	1
Macias, Fabricio	.280	122	472	72	132	187	25	3	8	79	28-0	90	18	11	.330	.396	.726	515	0	5	10	7	5
*Mangieri, Luke	.231	47	169	19	39	60	4	1	5	25	21-0	27	2	5	.316	.355	.671	195	2	2	1	3	4
*Martin, Mason	.262	82	301	58	79	173	19	3	23	83	46-1	103	8	2	.361	.575	.935	355	0	5	3	0	8
*Mottice, Kyle	.116	53	171	39	54	62	8	0	0	19	26-0	25	18	7	.466	.363	.828	222	3	0	22	1	1
Ngoepe, Victor	.300	6	20	1	2	2	0	0	0	0	0-0	8	0	0	.100	.100	.200	20	0	0	0	1	2
Sanchez, Lolo	.301	61	226	43	68	102	10	6	4	26	17-0	28	20	10	.377	.451	.829	263	6	2	12	4	1
Siri, Raul	.265	11	34	7	9	18	6	0	1	6	4-0	14	1	2	.350	.529	.879	40	0	1	1	2	4
*Susi, Zac	.189	52	159	23	30	46	7	0	3	18	18-0	32	1	0	.280	.289	.570	183	1	2	3	4	9
Team Totals	.245	138	4492	700	1099	1781	235	33	127	626	507-2	1206	150	77	.331	.396	.728	5170	27	47	97	73	125

Team Pitching Stats

PITCHERS	W-L	ERA	G-6S	CG	SHO	GF	HLD	SV-SVO	IP	H	R	ER	HR	HB	BB-IBB	SO	WP	BK	WHIP	AVG	DP	BF	AB
*Allred, Cam	4-1	4.20	39-0	0	0	7	10	3-4	60.0	59	28	28	6	5	24-0	63	7	0	1.38	.263	7	257	224
Bido, Osvaldo	11-5	3.55	20-20	0	0	0	0	0-0	111.2	94	46	44	9	7	29-0	90	5	2	1.10	.228	12	453	413
Case, Brad	7-1	2.45	11-11	0	0	0	0	0-0	66.0	48	20	18	6	6	3-0	50	1	0	.777	.195	3	255	246
De Los Santos, Yerry	4-2	1.44	37-0	0	0	28	3	13-13	50.0	32	9	8	3	5	12-0	73	3	0	0.888	.183	4	192	175
Economou, Nick	4-2	2.48	8-5	0	0	1	0	0-0	32.2	24	11	9	2	1	13-0	50	2	1	1.13	.200	0	135	120
Garcia, Oliver	1-0	3.38	6-0	0	0	4	0	1-2	8.0	4	3	3	0	1	4-0	6	0	0	1.00	.154	0	61	26
Gardner, Will	3-1	3.00	30-0	0	0	10	3	4-8	48.0	31	18	16	1	7	29-1	58	6	0	1.25	.191	2	206	162
Harrer, Justin	0-0	0.00	1-0	0	0	1	0	0-0	0.1	1	0	0	0	1	0-0	0	0	0	3.00	.500	0	3	2
*Jacques, Joe	0-1	2.96	14-0	0	0	1	2	0-0	24.1	15	9	8	2	1	15-0	20	2	0	1.23	.176	4	101	85
Jennings, Steven	7-12	4.71	27-27	0	0	0	0	0-0	130.0	134	83	68	15	5	39-0	115	11	2	1.33	.269	11	550	499
Kobos, Will	2-3	2.12	7-7	0	0	0	0	0-0	34.0	17	10	8	0	1	18-0	41	1	1	1.03	.144	1	138	118
LoPresti, Mike	1-0	9.56	15-0	0	0	10	0	1-2	16.0	30	22	17	0	0	9-0	12	3	0	2.44	.405	4	84	74
Loeprecht, Conner	3-3	4.30	25-3	0	0	5	6	1-2	58.2	68	33	28	5	3	18-0	67	8	0	1.47	.286	5	264	238
Manasa, Alex	9-5	3.48	25-25	1	0	0	0	0-0	139.2	134	57	54	15	6	32-0	120	3	2	1.19	.253	13	572	530
Mears, Nick	1-1	3.09	7-0	0	0	5	0	0-1	11.2	5	4	4	2	0	7-0	19	0	0	1.03	.128	0	46	39
Melendez, Cristofer	2-3	5.13	28-0	0	0	12	2	1-4	47.1	35	29	27	4	7	26-0	76	7	0	1.29	.203	0	211	172
Montgomery, Allen	0-0	7.91	12-0	0	0	3	1	0-0	19.1	21	18	17	1	6	13-0	15	5	1	1.76	.276	2	96	76
Murray, Shea	0-0	2.57	8-0	0	0	4	0	0-0	7.0	4	2	2	0	2	5-0	10	4	0	1.29	.182	1	29	22
Nicacio, Winston	2-3	2.70	8-5	0	0	3	0	1-1	36.2	30	12	11	0	3	3-0	33	1	0	0.90	.224	1	142	134
Nova, Luis	4-2	4.39	9-9	0	0	0	0	0-0	41.0	44	28	20	6	3	9-0	37	2	1	1.29	.267	3	178	165
O'Reilly, John	1-2	2.15	20-0	0	0	9	1	3-3	29.1	35	16	7	4	3	10-0	17	3	1	1.53	.297	3	131	118
*Ogle, Braeden	1-2	3.69	20-2	0	0	13	2	4-5	31.2	28	18	13	6	0	10-0	34	4	0	1.20	.237	2	130	118
Reyes, Alfredo	0-1	10.32	10-0	0	0	2	0	0-1	11.1	18	13	13	3	4	5-0	15	2	0	2.03	.353	0	61	51
Reyes, Samuel	1-0	0.52	10-0	0	0	4	0	3-3	17.1	4	1	1	0	0	8-0	23	0	0	0.69	.073	1	63	55
Selby, Colin	6-3	2.97	17-17	0	0	0	0	0-0	88.0	71	39	29	8	3	27-0	86	2	2	1.11	.215	5	361	330
Smith, Cody	2-1	2.84	18-0	0	0	4	8	2-3	31.2	27	13	10	3	1	8-0	40	0	0	1.11	.227	2	130	119
Stoelke, Logan	0-2	5.25	11-0	0	0	10	0	4-4	12.0	8	8	7	3	0	4-0	13	1	0	1.00	.190	2	46	42
Susi, Zac	0-1	27.00	1-0	0	0	1	0	0-1	0.1	2	2	1	0	0	0-0	0	0	0	6.00	.667	0	3	3
Toribio, Noel	3-2	3.79	7-7	0	0	0	0	0-0	38.0	31	16	16	3	3	12-0	35	4	0	1.13	.223	5	156	139
Team Totals	79-59	3.65	138-138	1	12	137	38	41-57	1202.0	1054	568	487	107	84	392-1	1218	87	13	1.20	.234	93	5024	4495

KEY: * = Left-handed hitter/pitcher # = Switch-hitter

MINOR LEAGUE AFFILIATES



West Virginia Black Bears

2040 Gyorko Drive

Granville, WV 26534

@WVBlackBears

WestVirginiaBlackBears.com

West Virginia Black Bears Short-Season A, New York-Penn League

Affiliate Since: 2015

2019 Record: 40-36, (2nd, Pinckney)

Home: Monongalia County Ballpark

Manager (with team): Jonathan Johnston (1st)

Pitching Coach: Bryan Hickerson

Hitting Coach: Jim Horner

Media Relations: Leighann Sainato

Contact: lsainato@westvirginiablackbears.com



Jonathan Johnston

Last season...

In his first professional season with the Pirates, infielder Jared Triolo led the Black Bears with 19 doubles and five triples, landing him on the New-York Penn League leaderboard. He tied for second in both categories.

2019 WEST VIRGINIA BLACK BEARS FINAL STATS

Team Batting Stats

BATTERS	AVG	G	AB	R	H	TB	2B	3B	HR	RBI	BB	IBB	SO	SB	CS	OBP	SLG	OPS	PA	SAC	SF	HB	DP	E
*Basabe, Angel	.000	2	5	0	0	0	0	0	0	0	1-0	2	0	0	0	.167	.000	.167	6	0	0	0	0	0
Citta, Brendt	.294	32	109	15	32	47	8	2	1	16	8-0	22	1	1	1	.361	.431	.792	122	0	1	4	2	3
*Davis, Jonah	.000	5	13	3	0	0	0	0	0	0	5-0	7	0	0	0	.278	.000	.278	18	0	0	0	0	1
Escobar, Elys	.188	24	69	7	13	21	5	0	1	8	9-1	24	0	1	1	.291	.304	.595	79	0	0	1	2	2
*Fajardo, Yoaner	.000	1	2	0	0	0	0	0	0	0	0-0	0	0	0	0	.000	.000	.000	2	0	0	0	0	1
*Fraizer, Matthew	.221	43	154	20	34	41	5	1	0	15	14-1	38	5	3	3	.287	.266	.553	171	0	2	1	1	1
Gorski, Matt	.223	49	179	32	40	62	9	2	3	22	19-0	48	11	3	2	.297	.346	.643	202	0	3	1	2	1
Haug, Ryan	.275	17	51	7	14	18	4	0	0	5	4-0	14	3	2	2	.377	.353	.730	61	0	1	5	3	2
Hayes, Ke'Bryan	.111	3	9	1	1	2	1	0	0	2	2-0	2	1	0	0	.250	.222	.472	12	0	1	0	0	0
*Kinneman, Brett	.183	57	191	28	35	53	10	1	2	26	29-0	76	6	2	2	.304	.277	.581	227	0	2	5	5	1
Kone, Zack	.194	9	31	1	6	6	0	0	0	1	4-0	16	1	0	0	.286	.194	.479	35	0	0	0	0	2
*Lockery, Dean	.241	42	137	13	33	42	5	2	0	13	18-2	29	2	0	0	.327	.307	.633	156	0	1	0	5	6
*Mangieri, Luke	.328	17	58	14	19	30	4	0	2	7	7-1	8	0	0	0	.418	.517	.935	67	0	0	2	0	1
Matthiessen, Will	.220	45	159	21	35	54	5	1	4	19	18-0	46	2	0	0	.303	.340	.643	179	0	1	1	6	0
*Mottice, Kyle	.400	5	20	5	8	10	2	0	0	3	2-0	3	3	1	1	.478	.500	.978	23	0	0	1	0	0
Ngoope, Victor	.242	28	91	11	22	28	4	1	0	9	9-0	22	2	0	0	.320	.308	.628	103	0	1	2	4	4
Patten, Nick	.189	40	132	18	25	42	6	1	3	11	17-1	54	1	2	2	.294	.318	.612	153	0	1	3	0	0
*Paul, Ethan	.232	33	125	14	29	40	8	0	1	8	17-0	35	2	1	1	.340	.320	.660	147	0	1	4	5	3
*Pie, Juan	.357	4	14	3	5	8	3	0	0	5	1-0	5	1	1	1	.438	.571	1.009	16	0	0	0	0	0
Reyes, Pablo	.300	3	10	1	3	4	1	0	0	1	1-0	1	1	0	0	.417	.400	.817	12	0	0	1	0	0
Rosado, Emilson	.000	2	6	0	0	0	0	0	0	0	0-0	1	0	0	0	.143	.000	.143	7	0	0	1	0	0
*Sabol, Blake	.245	57	208	26	51	73	8	4	2	22	34-1	61	5	4	4	.350	.351	.701	246	0	3	1	4	2
Triolo, Jared	.239	60	234	30	56	91	19	5	2	34	27-2	49	3	1	1	.314	.389	.703	264	0	3	0	1	8
Villegas, Fernando	.219	21	73	9	16	26	5	1	1	15	8-1	15	0	0	0	.305	.356	.661	82	0	0	1	0	2
Wilkie, Kyle	.243	50	185	20	45	52	7	0	0	20	17-1	20	1	2	0	.309	.281	.590	204	0	1	1	5	3
*Wood, Cory	.234	56	201	30	47	67	8	3	2	24	26-0	50	4	0	0	.333	.333	.667	231	0	0	4	7	10
Team Totals	.231	76	2466	329	569	817	128	24	24	286	298-11	648	55	24	3	.321	.331	.652	2825	1	21	39	52	68

Team Pitching Stats

PITCHERS	W-L	ERA	G-GS	CG	SHO	GF	HLD	SV-SVO	IP	H	R	ER	HR	HB	BB-IBB	SO	WP	BK	WHIP	AVG	DP	BF	AB
Asheffar, Braxton	1-9	5.77	11-11	0	0	0	0	0	53.0	49	40	34	4	3	22-0	39	1	0	1.34	.239	3	233	205
Bellomy, Bear	1-1	3.86	9-5	0	0	2	1	2-2	30.1	30	14	13	3	0	10-0	23	1	0	1.32	.268	6	124	112
Brubaker, JT	0-0	1.35	2-2	0	0	0	0	0-0	6.2	5	2	1	0	0	4-0	4	0	0	1.35	.217	1	27	23
Burrows, Michael	2-3	4.33	11-11	0	0	0	0	0-0	43.2	44	27	21	2	2	20-0	43	4	2	1.47	.262	6	193	168
Concepcion, Xavier	3-0	2.64	18-0	0	0	5	1	0-0	30.2	22	13	9	0	5	22-1	30	15	2	1.43	.193	5	141	114
Del Orbe, Francis	3-1	3.43	17-1	0	0	1	1	0-1	42.0	35	19	16	3	2	16-1	48	3	0	1.21	.219	1	180	160
Eardensohn, Matt	1-0	1.80	2-0	0	0	1	0	0-0	5.0	3	2	1	1	0	0-0	6	0	0	0.60	.200	0	17	15
*Escobar, Elvis	1-0	1.80	5-0	0	0	0	0	0-0	5.0	6	1	1	0	0	1-0	4	0	0	1.40	.316	0	20	19
Flowers, J.C.	0-2	4.30	9-8	0	0	0	0	0-0	29.1	33	18	14	5	2	11-0	24	1	1	1.50	.282	3	132	117
Flynn, Michael	0-0	108.001-0	0	0	0	0	0	0-0	0.1	1	4	4	0	0	3-0	0	1	0	12.00	.500	0	5	2
Ford, Grant	3-1	2.97	11-8	0	0	1	0	0-0	36.1	32	14	12	2	4	17-0	35	0	1	1.35	.241	4	156	133
Garcia, Oliver	0-0	0.00	5-0	0	0	5	0	2-2	6.0	0	0	0	0	2	2-0	7	0	0	0.33	.000	0	20	14
Gong, Hai-Cheng	0-0	0.00	2-0	0	0	2	0	0-0	1.1	1	0	0	0	0	0-0	0	0	0	0.75	.000	0	5	5
Gonzalez, Domingo	1-0	0.00	1-1	0	0	0	0	0-0	6.0	3	0	0	0	0	1-0	8	0	0	0.67	.150	1	21	20
Junker, Cameron	5-0	1.29	19-0	0	0	14	1	5-6	28.0	13	4	4	0	0	11-1	45	4	0	0.86	.143	1	104	91
Kobos, Will	1-3	6.05	5-5	0	0	0	0	0-0	19.1	23	14	13	2	1	7-0	17	1	0	1.55	.311	2	84	74
Koehler, Tom	1-0	6.00	2-0	0	0	0	0	0-0	3.0	2	2	2	0	0	1-0	3	0	0	1.00	.182	0	12	11
Leonard, Garrett	2-2	4.60	20-0	0	0	16	2	4-6	29.1	30	19	15	2	1	15-2	29	6	0	1.53	.260	0	132	114
LoPresti, Mike	0-1	1.32	8-0	0	0	6	0	2-3	13.2	10	4	2	1	2	5-0	14	0	0	1.10	.208	2	57	48
Maurer, Brandon	1-0	0.00	2-0	0	0	1	0	0-0	3.0	0	0	0	0	0	0-0	6	0	0	0.00	.000	0	9	9
*McGough, Trey	1-1	7.04	9-0	0	0	3	0	0-1	15.1	18	13	12	2	0	4-0	15	5	0	1.43	.286	1	68	63
Nicacio, Winston	2-1	2.96	8-2	0	0	0	1	0-1	24.1	20	8	8	2	4	11-0	22	2	1	1.27	.227	3	103	88
Priester, Quinn	0-4	4.50	1-1	0	0	0	0	0-0	4.0	3	3	2	0	1	4-0	4	2	0	1.75	.214	1	19	14
Rennard, Alec	0-4	5.92	17-0	0	0	6	1	1-3	24.1	42	23	16	1	2	9-0	21	2	0	2.10	.378	3	124	111
Roberts, Austin	2-1	2.70	15-5	0	0	5	0	1-1	40.0	31	13	13	3	0	11-0	38	1	1	1.05	.212	4	157	145
*Roman, Denny	2-2	4.19	17-0	0	0	4	3	0-0	38.2	39	18	18	2	1	8-0	39	3	1	1.22	.264	2	158	149
Smith, Cody	0-0	2.25	2-0	0	0	1	0	1-1	4.0	1	1	1	0	0	1-0	5	0	0	0.50	.083	1	13	12
Toribio, Noe	2-1	2.40	7-4	0	0	1	1	1-2	30.0	20	10	8	2	3	8-0	31	1	0	0.93	.185	1	119	108
Valles, Jesus	3-2	3.55	14-12	0	0	0	0	0-0	66.0	65	26	26	8	6	16-0	36	3	2	1.23	.256	4	277	254
Vega, Yandy	0-0	9.00	2-0	0	0	0	0	0-0	2.0	4	2	2	0	0	1-0	1	1	0	2.50	.500	1	9	8
Webb, Jacob	2-1	2.76	13-0	0	0	3	1	1-2	16.1	16	10	5	0	1	12-0	15	8	0	1.71	.258	2	77	62
Team Totals	40-36	3.73	76-76	0	1	76	14	20-31	657.0	601	324	272	45	42	253-5	612	65	11	1.30	.244	58	2796	2468

KEY: * = Left-handed hitter/pitcher # = Switch-hitter

MINOR LEAGUE AFFILIATES



Bristol Pirates

1501 Euclid Avenue

Bristol, VA 24201

@BriBucs

BristolPiratesBaseball.com

Bristol Pirates

Rookie-Advanced, Appalachian League

Affiliate Since: 2014

2019 Record: 34-33 (2nd, West)

Home: Boyce Cox Field

Manager (with team): Stephen Morales (1st)

Pitching Coach: Fernando Nieve

Hitting Coach: Ty Wright

Media Relations: Craig Adams

Contact: media@bristolbaseball.com



Stephen Morales

Last season...

Right-hander Samson Abernathy tied for the Appalachian League lead with eight saves in 2019. He finished with an ERA of 2.52 and allowed just one home run in 25.0 innings pitched with 33 strikeouts.

2019 BRISTOL PIRATES FINAL STATS

Team Batting Stats

BATTERS	AVG	G	AB	R	H	TB	2B	3B	HR	RBI	BB-IBB	SO	SB	CS	OBP	SLG	OPS	PA	SAC	SF	HB	DP	E
Acuna, Francisco	.293	53	181	31	53	78	20	1	1	30	13-0	34	9	5	.362	.431	.793	211	4	4	9	3	9
Bissonette, Josh	.266	50	188	26	50	67	13	2	0	25	20-0	28	6	2	.343	.356	.699	216	3	2	3	4	2
Citta, Brendt	.262	18	65	14	17	29	4	1	2	15	11-0	16	2	1	.385	.446	.831	78	0	0	2	1	1
#Dotel, Mariano	.167	5	12	1	2	3	1	0	0	1	0-0	5	0	0	.167	.250	.417	12	0	0	0	0	0
*Eusebio, Jean	.225	35	102	15	23	34	3	1	2	17	18-0	25	4	5	.344	.333	.678	124	2	1	1	1	4
*Fajardo, Yoyner	.348	12	46	7	16	17	1	0	0	7	1-0	7	0	2	.380	.370	.750	50	0	1	2	0	2
Fishback, Mason	.125	2	8	0	1	1	0	0	0	0	0-0	5	0	0	.125	.125	.250	8	0	0	0	0	0
Gilbert, Marshall	.226	16	53	6	12	14	0	1	0	4	4-0	21	0	0	.281	.264	.545	58	1	0	0	0	1
Goforth, Ethan	.226	20	62	5	14	23	3	0	2	6	1-0	19	0	2	.294	.371	.665	68	0	0	5	0	1
Inoa, Samuel	.289	27	83	12	24	35	2	0	3	10	7-0	29	3	3	.359	.422	.780	93	0	0	2	0	3
*Medina, Joseivin	.289	13	38	2	11	13	0	1	0	4	1-0	14	0	0	.300	.342	.642	40	0	1	0	0	0
*Morrow, Matt	.295	41	146	24	43	52	9	0	0	18	13-0	18	5	1	.358	.356	.714	162	0	1	2	1	4
*Murray, Chase	.221	35	136	16	30	40	4	0	2	20	7-0	34	6	3	.262	.294	.556	146	1	1	1	1	0
Ordóñez, Ermy	.230	37	139	22	32	43	8	0	1	17	14-0	39	2	1	.308	.309	.617	157	1	1	2	3	5
Rivero, Daniel	.270	47	159	19	43	51	5	0	1	24	13-0	29	4	9	.333	.321	.654	179	5	0	2	2	0
*Shackelford, Aaron	.274	53	212	32	58	104	18	2	8	36	20-1	54	1	3	.339	.491	.830	234	1	0	1	5	10
*Snider, Jake	.300	21	80	17	24	30	1	1	1	7	17-0	18	3	1	.429	.375	.804	98	0	0	1	0	0
Valdez, Jesus	.292	55	209	38	61	90	12	1	5	34	21-0	42	7	4	.377	.431	.807	239	0	1	8	3	8
Villegas, Fernando	.319	18	72	16	23	34	8	0	1	9	5-0	10	1	0	.372	.472	.844	78	0	0	1	1	0
Wilson, Eli	.234	44	145	31	34	53	7	0	4	20	23-0	30	1	0	.356	.366	.721	178	1	3	6	5	3
*Wright, Jake	.241	27	87	17	21	27	6	0	0	12	12-0	25	4	1	.373	.310	.683	110	0	3	8	3	3
Team Totals	.266	67	2223	351	592	838	125	11	33	316	221-1	502	58	43	.345	.377	.722	2539	19	19	56	33	68

Team Pitching Stats

PITCHERS	W-L	ERA	G-6S	CG	SHO	GF	HLD	SV-SVO	IP	H	R	ER	HR	HB	BB-IBB	SO	WP	BK	WHIP	AVG	DP	BF	AB
Abernathy, Samson	1-3	2.52	17-0	0	0	12	0	8-8	25.0	15	10	7	1	3	12-1	33	3	0	1.08	.170	2	105	88
Arrieta, Luis	3-1	5.73	13-0	0	0	3	0	1-1	22.0	21	20	14	2	3	20-0	18	10	0	1.86	.259	4	107	81
Bellomy, Bear	0-0	0.00	7-0	0	0	5	0	2-2	11.0	11	1	0	0	0	1-0	17	0	0	1.09	.256	1	44	43
Camacho, Wilger	0-1	9.00	2-0	0	0	0	0	0-0	1.0	2	1	1	0	1	2-0	1	0	0	4.00	.400	0	8	5
Dandaneau, C.J.	1-2	2.83	14-0	0	0	4	3	0-0	28.2	25	9	9	1	1	5-0	31	5	0	1.05	.227	0	117	110
De La Cruz, Saul	2-0	1.88	8-0	0	0	3	0	0-0	14.1	8	5	3	2	2	5-0	20	0	0	0.91	.163	1	56	49
Dicent, Lizardy	1-0	9.00	4-0	0	0	0	0	0-0	6.0	6	6	6	1	1	5-0	5	1	0	1.83	.250	0	30	24
Eardensohn, Matt	1-2	3.63	7-0	0	0	3	0	1-2	17.1	20	9	7	1	2	2-0	16	0	0	1.27	.299	1	73	67
Florencio, Adrián	2-1	4.75	11-11	0	0	0	0	0-0	47.1	51	28	25	7	5	24-0	38	5	3	1.58	.282	0	214	181
Florez, Santiago	2-2	3.46	10-10	1	1	0	0	0-0	41.2	35	19	16	4	4	21-0	36	8	1	1.34	.226	0	181	155
Garcia, Oliver	0-1	2.57	9-0	0	0	8	0	2-3	14.0	16	5	4	0	0	4-0	20	1	0	1.43	.281	1	61	57
Gong, Hai-Cheng	0-0	27.00	1-0	0	0	0	0	0-0	1.0	3	3	3	0	0	2-0	1	1	0	5.00	.500	0	8	6
Maldonado, Jose	4-6	4.34	11-11	0	0	0	0	0-0	45.2	39	24	22	3	7	26-0	40	3	0	1.42	.238	3	200	164
Mateo, Oliver	0-0	54.00	1-0	0	0	0	0	0-0	0.1	0	2	2	0	0	2-0	1	2	0	6.00	.000	0	3	1
*McGough, Trey	2-0	1.04	9-0	0	0	2	1	1-1	17.1	13	3	2	0	0	5-0	26	0	0	1.04	.197	0	71	66
*Medina, Joseivin	0-0	18.00	1-0	0	0	1	0	0-0	1.0	2	2	2	0	0	0-0	2	0	0	2.00	.400	0	5	5
Mendoza, Dante	0-2	5.82	11-11	0	0	0	0	0-0	43.1	38	30	28	6	5	28-0	39	5	0	1.52	.230	1	200	165
Ortiz, Luis	2-2	4.09	11-11	0	0	0	0	0-0	50.2	48	31	23	4	3	24-0	37	10	0	1.42	.246	7	223	195
*Reyes, Elvis	4-1	5.28	16-1	0	0	2	1	2-4	46.0	47	31	27	5	4	15-0	40	5	1	1.35	.266	6	201	177
Rosario, Yordi	3-0	2.87	19-0	0	0	4	7	1-2	31.1	27	10	10	3	2	4-0	33	3	1	0.99	.227	3	125	119
Roth, Alex	1-2	3.32	13-0	0	0	8	0	4-5	19.0	16	9	7	0	1	7-0	24	2	0	1.21	.225	1	80	71
Santana, Enrique	2-1	4.44	16-0	0	0	3	3	0-0	24.1	28	14	12	2	4	11-0	35	4	1	1.60	.292	0	114	96
Thomas, Tahnaj	2-3	3.17	12-12	0	0	0	0	0-0	48.1	40	22	17	5	2	14-0	59	5	1	1.12	.217	3	200	184
Troutman, Ryan	1-3	5.87	14-0	0	0	8	1	2-3	23.0	27	16	15	4	2	12-0	26	1	0	1.70	.278	0	112	97
Vega, Yandy	0-0	10.80	1-0	0	0	0	0	0-0	1.2	2	2	2	0	0	2-0	1	2	0	2.40	.333	0	8	6
Team Totals	34-33	4.06	67-67	1	4	66	16	24-31	581.1	540	312	262	51	52	253-1	599	76	9	1.36	.244	34	2546	2212

KEY: * = Left-handed hitter/pitcher # = Switch-hitter



HISTORY

YEAR-BY-YEAR RESULTS							
ORGANIZATION	Year	Affiliate	League	W-L	Pct.	Place	Manager(s)
	1887	Cincinnati	National League	37-89	.294	8th	Watch Burnham Fred Thomas, Horace Fogel
	1888		National League	50-85	.370	7th	Harry Spence
	1889		National League	59-75	.440	7th	Frank Bancroft, John Glasscock
2020 INDIANS	1892		Western League	15-37	.288		William Harrington William Sharsig
	1894		Western League	60-64	.484	6th	William Sharsig
	1895*		Western League	79-43	.648	1st	William Watkins
	1896		Western League	78-54	.591	2nd	William Watkins
IL & OPPONENTS	1897*		Western League	98-37	.726	1st	William Watkins
	1898		Western League	84-50	.627	2nd	Robert Allen
	1899*		Western League	75-47	.615	1st	Robert Allen
	1900		American League	71-64	.526	3rd	William Watkins
2019 REVIEW	1901		Western Association	46-24	.657	6th	William Watkins
	Current Franchise (1902-present)						
	1902*		American Association	95-44	.681	1st	William Watkins
	1903		American Association	78-61	.657	4th	William Watkins
PIRATES	1904		American Association	69-85	.448	6th	William Phillips
	1905		American Association	69-83	.454	6th	E.G. Barrow
	1906		American Association	53-96	.356	8th	C.C. Carr
	1907		American Association	73-81	.473	6th	C.C. Carr
2019 REVIEW	1908*		American Association	92-61	.601	1st	C.C. Carr
	1909		American Association	83-85	.494	4th	C.C. Carr
	1910		American Association	69-96	.418	7th	C.C. Carr
	1911		American Association	78-88	.470	7th	James Burke
HISTORY	1912		American Association	56-111	.335	8th	James Burke, Charles O'Leary Charles O'Day M.J. Kelly
	1913		American Association	68-99	.407	8th	
			Federal League	74-45	.625	1st	William Phillips
	1914		American Association	88-77	.533	3rd	Jack Hendricks
GENERAL			Federal League	88-65	.575	1st	Bill Phillips
	1915		American Association	81-70	.536	3rd	Jack Hendricks
	1916		American Association	95-71	.572	2nd	Jack Hendricks
	1917*		American Association	90-63	.588	1st	Jack Hendricks
HISTORY	1918		American Association	41-34	.547	3rd	Napoleon Lajoie
	1919		American Association	85-68	.556	4th	Jack Hendricks
	1920		American Association	83-83	.500	5th	Jack Hendricks
	1921		American Association	83-85	.494	4th	Jack Hendricks
HISTORY	1922		American Association	87-80	.521	4th	Jack Hendricks
	1923		American Association	72-94	.434	7th	Jack Hendricks
	1924		American Association	92-74	.554	2nd	Donie Bush
	1925		American Association	92-74	.554	2nd	Donie Bush
HISTORY	1926		American Association	94-71	.570	2nd	Donie Bush
	1927		American Association	70-97	.419	6th	Bruno Betzel
	1928*		American Association	99-68	.593	1st	Bruno Betzel
	1929		American Association	78-89	.467	4th	Bruno Betzel
HISTORY	1930		American Association	60-93	.393	8th	John Corriden
	1931		American Association	86-80	.518	3rd	John Corriden, Emmett McCann
	1932		American Association	86-80	.518	5th	Emmett McCann
	1933		American Association	82-72	.532	3rd	Wade Killefer
HISTORY	1934		American Association	77-75	.507	5th	Wade Killefer
	1935		American Association	85-67	.559	2nd	Wade Killefer
	1936		American Association	79-75	.513	4th	Wade Killefer
							Def. St. Paul, 4-1 Lost to Milwaukee, 4-1
GENERAL	1937		American Association	67-85	.441	6th	Wade Killefer
	1938		American Association	80-74	.519	4th	Ray Schalk
	1939	Cincinnati	American Association	82-72	.532	3rd	Ray Schalk, Wes Griffin
							Lost to Kansas City, 4-2 Def. Kansas City, 4-1 Lost to Louisville, 4-1
GENERAL	1940	Cincinnati	American Association	62-84	.425	6th	Wes Griffin, Jewell Ens
	1941	Cincinnati	American Association	65-88	.425	6th	Wade Killefer
	1942		American Association	76-78	.494	6th	Charles Hartnett
	1943		American Association	85-67	.559	2nd	Donie Bush
GENERAL							Def. Toledo, 3-2 Lost to Columbus, 3-0
	1944		American Association	57-93	.380	6th	Donie Bush, Bernard Kelly
	1945		American Association	90-63	.592	2nd	William Burwell
	1946	Boston Braves	American Association	88-65	.575	2nd	William Burwell
							Def. Minneapolis, 4-3 Lost to Louisville, 4-0

YEAR-BY-YEAR RESULTS

Year	Affiliate	League	W-L	Pct.	Place	Manager(s)	Playoffs
1947	Boston Braves	American Association	74-79	.484	6th	James Brown	
1948*	Pittsburgh	American Association	100-54	.649	1st	Al Lopez	Lost to St. Paul, 4-2
1949	Pittsburgh	American Association	93-61	.604	2nd	Al Lopez	Def. Minneapolis, 4-3 Def. Milwaukee, 4-3 Def. Montreal, 4-2 Def. St. Paul, 4-0 Lost to Columbus, 4-3
1950	Pittsburgh	American Association	85-67	.559	2nd	Al Lopez	
1951	Pittsburgh	American Association	68-84	.447	7th	Don Gutteridge	
1952	Cleveland	American Association	75-79	.487	6th	Eugene DeSautels	
1953	Cleveland	American Association	82-72	.532	4th	George Tebbetts	Lost to Kansas City, 4-2
1954*	Cleveland	American Association	95-57	.625	1st	Kerby Farrell	Def. Minneapolis, 4-2 Lost to Louisville, 4-1
1955	Cleveland	American Association	67-86	.438	7th	Kerby Farrell	
1956*	Cleveland	American Association	92-62	.597	1st	Kerby Farrell	Def. Minneapolis, 4-3 Def. Denver, 4-0 Def. Rochester, 4-0
1957	Chicago (AL)	American Association	74-80	.481	6th	Andy Cohen	
1958	Chicago (AL)	American Association	72-82	.468	6th	Walker Cooper	
1959	Chicago (AL)	American Association	86-76	.531	3rd	Walker Cooper	
1960	Philadelphia	American Association	65-89	.422	7th	John Hutchings, Ted Beard	
1961*	Cincinnati	American Association	86-64	.573	1st	Ellis (Cot) Deal	Lost to Houston, 4-1
1962*	Chicago (AL)	American Association	89-58	.605	1st	Luke Appling	Lost to Louisville, 3-0
1963	Chicago (AL)	International League	86-67	.562	1st	Rollie Hemsley	Def. Atlanta, 1-0 (Southern Division Title) Def. Syracuse, 4-1 Def. Atlanta, 4-1
1964	Chicago (AL)	Pacific Coast League	89-69	.563	2nd	Les Moss	
1965	Chicago (AL)	Pacific Coast League	70-78	.473	4th	George Noga	
1966	Chicago (AL)	Pacific Coast League	80-68	.541	3rd	Les Moss	
1967	Chicago (AL)	Pacific Coast League	76-71	.517	2nd	Don Gutteridge	
1968	Cincinnati	Pacific Coast League	66-78	.458	5th	Don Zimmer	
1969	Cincinnati	American Association	74-66	.529	3rd	Vern Rapp	
1970	Cincinnati	American Association	71-69	.507	3rd	Vern Rapp	
1971	Cincinnati	American Association	84-55	.604	1st	Vern Rapp	Lost to Denver, 4-3
1972	Cincinnati	American Association	61-79	.436	4th	Vern Rapp	
1973	Cincinnati	American Association	74-62	.544	2nd	Vern Rapp	
1974	Cincinnati	American Association	78-57	.578	1st	Vern Rapp	Lost to Tulsa, 4-3
1975	Cincinnati	American Association	71-64	.526	2nd	Vern Rapp	
1976	Cincinnati	American Association	62-73	.459	3rd	Jim Snyder	
1977	Cincinnati	American Association	72-64	.529	2nd	Roy Majtyka	
1978	Cincinnati	American Association	78-57	.578	1st	Roy Majtyka	Lost to Omaha, 4-1
1979	Cincinnati	American Association	67-69	.493	4th	Roy Majtyka	
1980	Cincinnati	American Association	58-77	.430	4th	Jim Beauchamp	
1981	Cincinnati	American Association	62-74	.456	3rd	Jim Beauchamp	
1982	Cincinnati	American Association	75-61	.551	1st	George Scherger	Def. Omaha, 4-2
1983	Cincinnati	American Association	64-72	.471	3rd	Roy Hartsfield	
1984*	Montreal	American Association	91-63	.591	1st	Bob (Buck) Rodgers	Lost to Louisville, 4-2
1985	Montreal	American Association	61-81	.430	4th	Felipe Alou	
1986	Montreal	American Association	80-62	.563	1st	Joe Sparks	Def. Denver, 4-3
1987	Montreal	American Association	74-64	.536	3rd	Joe Sparks	Def. Louisville, 3-2 Def. Denver, 4-1 Def. Omaha, 3-1 Def. Rochester, 4-2 Def. Omaha, 3-2 Def. Richmond, 4-0
1988	Montreal	American Association	89-53	.627	1st	Joe Sparks	
1989	Montreal	American Association	87-59	.596	1st	Tom Runnells	
1990	Montreal	American Association	61-85	.418	4th	Tim Johnson	
1991	Montreal	American Association	75-68	.528	2nd	Jerry Manuel, Pat Kelly	
1992	Montreal	American Association	83-61	.576	2nd	Pat Kelly	
1993	Cincinnati	American Association	66-77	.462	4th	Marc Bombard	
1994	Cincinnati	American Association	86-57	.601	1st	Marc Bombard	Def. Louisville, 3-0 Def. Nashville, 3-1 Lost to Louisville, 3-0
1995*	Cincinnati	American Association	88-56	.611	1st	Marc Bombard	Def. Buffalo, 3-2 Lost to OKC, 3-1 Lost to Buffalo, 3-2
1996	Cincinnati	American Association	78-66	.542	2nd	Dave Miley	
1997	Cincinnati	American Association	85-59	.590	2nd	Dave Miley	
1998	Cincinnati	International League	76-67	.531	2nd	Dave Miley	
1999	Cincinnati	International League	75-69	.521	2nd	Dave Miley	

ORGANIZATION

2020 INDIANS

IL & O'PONENTS

2019 REVIEW

PIRATES

HISTORY

GENERAL

YEAR-BY-YEAR RESULTS							
Year	Affiliate	League	W-L	Pct.	Place	Manager(s)	Playoffs
2000	Milwaukee	International League	81-63	.563	1st	Steve Smith	Def. Durham, 3-2 Def. Scranton/W-B, 3-2 Def. Memphis, 3-1
2001	Milwaukee	International League	66-78	.458	3rd	Wendell Kim	
2002	Milwaukee	International League	67-76	.469	3rd	Ed Romero	
2003	Milwaukee	International League	64-78	.451	4th	Cecil Cooper	
2004	Milwaukee	International League	66-78	.458	3rd	Cecil Cooper	
2005	Pittsburgh	International League	78-66	.542	2nd	Trent Jewett	Def. Buffalo, 3-2 Lost to Toledo, 3-0 Lost to Toledo, 1-0 (West Division Title)
2006	Pittsburgh	International League	76-66	.535	T-1st	Trent Jewett	
2007	Pittsburgh	International League	70-73	.490	3rd	Trent Jewett	
2008	Pittsburgh	International League	68-76	.472	4th	Trent Jewett	
2009	Pittsburgh	International League	70-73	.490	3rd	Frank Kremblas	
2010	Pittsburgh	International League	71-73	.493	3rd	Frank Kremblas	
2011	Pittsburgh	International League	76-68	.528	2nd	Dean Treanor	
2012	Pittsburgh	International League	89-55	.618	1st	Dean Treanor	Lost to Charlotte, 3-1
2013	Pittsburgh	International League	80-64	.556	1st	Dean Treanor	Lost to Durham, 3-0
2014	Pittsburgh	International League	73-71	.507	2nd	Dean Treanor	
2015	Pittsburgh	International League	83-61	.576	T-1st	Dean Treanor	Def. Scranton/W-B, 3-0 Lost to Columbus, 3-2
2016	Pittsburgh	International League	70-74	.486	3rd	Dean Treanor	
2017	Pittsburgh	International League	79-63	.556	1st	Andy Barkett	Lost to Durham, 3-1
2018	Pittsburgh	International League	73-67	.521	T-2nd	Brian Esposito	
2019	Pittsburgh	International League	66-74	.471	T-2nd	Brian Esposito	
Bold = Postseason Champion <i>Italics* = League Pennant (non-divisional)</i>							
Indians' All-Time Records							
				Wins	Losses	Pct.	
Regular Season -- 1887-1901				752	669	.529	
Regular Season -- 1902-2018				9,062	8,523	.515	
Playoffs				146	130	.529	
Totals				9,960	9,322	.517	
Indians' All-Time Records by League							
				Wins	Losses	Pct.	
National League -- 1887-89				146	249	.370	
Western League -- 1892, 1894-99				489	332	.596	
American League -- 1900				71	64	.526	
Western Association -- 1901				46	24	.657	
American Association -- 1902-62, 1969-97				6,978	6,559	.515	
International League -- 1963, 1998-Present				1,703	1,600	.516	
Pacific Coast League -- 1964-68				381	364	.511	
American Association Playoffs				94	99	.487	
Governors' Cup Playoffs				24	24	.500	
Little World Series (1917, 1928)				9	2	.818	
Junior World Series (1949, 1956)				8	2	.800	
Triple-A Classic (1988, 1989)				8	2	.800	
Las Vegas Triple-A World Series (2000)				3	1	.750	
Indians' All-Time Regular-Season Record By Affiliate							
				Wins	Losses	Pct.	
No Affiliate -- 1887-1901				752	669	.529	
No Affiliate -- 1902-38, 1942-45				3,223	3,190	.503	
Cincinnati -- 1939-41, 1961, 1968-83, 1993-99				1,966	1,836	.517	
Boston Braves -- 1946-47				162	144	.529	
Pittsburgh -- 1948-51, 2005-Present				1,468	1,290	.532	
Cleveland -- 1952-56				411	356	.536	
Chicago (AL) -- 1957-59, 1962-67				722	649	.527	
Philadelphia -- 1960				65	89	.422	
Montreal -- 1984-92				701	596	.540	
Milwaukee -- 2000-04				344	373	.480	

116

2020 INDIANAPOLIS INDIANS MEDIA GUIDE

INDIANS MOST VALUABLE PLAYER AWARDS

Year	Player	Position	Year	Player	Position
1943	Stewart Hofferth	C	1981	Dave Van Gorder	C
1944	Wayne Blackburn	OF	1982	Gary Redus	OF
1945	Stan Wentzel	OF	1983	Dallas Williams	OF
1946	Sibby Sisti*	SS	1984	Razor Shines	1B
1947	Roy Weatherly	OF	1985	Andres Galarraga	1B
1948	Les Fleming	1B	1986	Casey Candaele	2B
1949	Nanny Fernandez	3B	1987	Dallas Williams	OF
1950	Danny O'Connell	SS	1988	Billy Moore	OF
1951	John Merson	2B	1989	Junior Noboa	2B
1952	Dave Pope	OF	1990	Scott Anderson	P
1953	Wally Post	OF	1991	John Vander Wal	OF
1954	Herb Score*	P	1992	F.P. Santangelo	INF/OF
1955	Billy Harrell	INF	1993	Scott Ruskin	P
1956	Larry Raines	INF	1994	Doug Jennings	OF
1957	Ron Jackson	1B	1995	Eric Owens	2B
1958	John Callison	OF	1996	Eduardo Perez	3B
1959	Joe Hicks	OF	1997	Aaron Boone	3B
1960	Larry Raines	OF	1998	Roberto Petagine	1B
1961	Cliff Cook	3B	1999	D.T. Cromer	1B
1962	Tom McCraw	1B	2000	Bob Scanlan	P
1963	Don Buford*	3B	2001	Marco Scutaro	2B
1964	Ken Berry	CF	2002	Jim Rushford	OF
1965	Lee Elia	SS	2003	Pete Zoccolillo	OF
1966	Dick Kenworthy	3B	2004	Ben Hendrickson	P
	Duane Josephson	C	2005	Cesar Crespo	INF/OF
1967	Jim Hicks	1B/OF	2006	Carlos Maldonado	C
1968	Hal McRae	2B	2007	Brian Bixler	INF
1969	Bernie Carbo	OF	2008	Neil Walker	3B
1970	Ross Grimsley	P	2009	Daniel McCutchen	RHP
1971	Pedro Borbon	P	2010	Brandon Moss	OF
	Bill Plummer	C	2011	Matt Hague	INF
1972	Roe Skidmore	1B	2012	Rick VandenHurk	RHP
1973	Ken Griffey	OF	2013	Matt Hague	INF
1974	Tom Spencer	OF	2014	Gregory Polanco	OF
1975	Joe Henderson	P	2015	Blake Wood	RHP
1976	Dave Revering	1B	2016	Trevor Williams	RHP
1977	Dave Revering	1B	2017	Christopher Bostick	OF
1978	Champ Summers*	OF	2018	Kevin Newman	INF
1979	Ron Oester	SS	2019	Jake Elmore	INF/OF
1980	Geoff Combe	P			

League MVP in Bold * The Sporting News Minor League MVP (awarded annually from 1936-2005)

INDIANS ALUMNI TO WIN NL/AL MVP & CY YOUNG AWARDS

Year	Player (Years with Indians)	Position	Team	Award
1935	Gabby Hartnett (1942 manager)	C	CHC	NL MVP
1960	Roger Maris (1956)	OF	NYN	AL MVP
1961	Roger Maris (1956)	OF	NYN	AL MVP
1969	Mike Cuellar (1961)	P	BAL	AL Cy Young
1969	Harmon Killebrew (1958)	1B/3B	MIN	AL MVP
1977	George Foster (1973)	LF	CIN	NL MVP
1988	Frank Viola (1995)	P	MIN	AL Cy Young
1995	Randy Johnson (1988-89)	P	SEA	AL Cy Young
1997	Larry Walker (1989)	RF	COL	NL MVP
1999	Randy Johnson (1988-89)	P	ARI	NL Cy Young
2000	Randy Johnson (1988-89)	P	ARI	NL Cy Young
2001	Randy Johnson (1988-89)	P	ARI	NL Cy Young
2002	Randy Johnson (1988-89)	P	ARI	NL Cy Young
2013	Andrew McCutchen (2007-09)	CF	PIT	NL MVP

INDIANAPOLIS INDIANS IN THE HALL OF FAME

Year	Player/Mgr. (Years with Indians)	Year	Player/Mgr. (Years with Indians)
1937	Napoleon Lajoie (1918)	1974	Raymond Schalk (1938-39)
1949	Mordecai "Three-Finger" Brown (1919)	1977	Al Lopez (1948-50)
1955	Charles "Gabby" Hartnett (1942)	1984	Harmon Killebrew (1958)
1957	Joseph McCarthy (1911)	2003	Bob Uecker (1960)
1962	Bill McKechnie (1914 Federal League)*	2015	Randy Johnson (1988-89)
1964	Luke Appling (1962)	2020	Larry Walker (1989)
1971	Richard Marquard (1908)		

* Played for the Indianapolis Hoosiers

YEARLY BATTING LEADERS

1887

AVG:	Jerry Denny	.324
H:	Jerry Denny	165
2B:	Jerry Denny	34
3B:	Otto Shomberg	16
HR:	Jerry Denny	11
RBI:	Jerry Denny	97
TB:	Jerry Denny	256
R:	Emmett Seery	104
SB:	John Glasscock	62
BB:	Emmett Seery	71

1892

AVG:	Thomas Letcher	.296
H:	Thomas Letcher	68
2B:	William O'Brien	17
3B:	C. Frank Genins	3
HR:	William O'Brien	6
RBI:	N/A	
TB:	William O'Brien	94
R:	Thomas Letcher	38
SB:	Thomas Letcher	16
BB:	N/A	

1896

AVG:	John McCarthy	.369
H:	John McCarthy	209
2B:	John McCarthy	41
3B:	George Hogriever	22
HR:	John McCarthy	7
RBI:	N/A	
TB:	John McCarthy	305
R:	George Hogriever	137
SB:	George Hogriever	40
BB:	N/A	

1899

AVG:	Herm McFarland	.330
H:	Herm McFarland	153
2B:	Herm McFarland	28
3B:	Herm McFarland	17
HR:	Asa Stewart	3
RBI:	N/A	
TB:	Herm McFarland	221
R:	George Hogriever	112
SB:	George Hogriever	41
BB:	N/A	

1902 (Current Franchise)

AVG:	George Kihm	.296
H:	Peter O'Brien	165
2B:	George Kihm	36
3B:	George Hogriever	13
HR:	George Kihm	5
RBI:	N/A	
TB:	George Kihm	225
R:	George Hogriever	124
SB:	William Fox	49
BB:	N/A	

1905

AVG:	Thomas McCreery	.303
H:	Thomas McCreery	166
2B:	John Farrell/McCreery	19
3B:	Thomas McCreery	14
HR:	John Thoney	6
RBI:	N/A	
TB:	Thomas McCreery	222
R:	Thomas McCreery	83
SB:	John Thoney	27
BB:	N/A	

1888

AVG:	Paul Hines	.281
H:	Paul Hines	144
2B:	Jerry Denny	27
3B:	Emmett Seery	10
HR:	Jerry Denny	12
RBI:	Jerry Denny	63
TB:	Jerry Denny	214
R:	Jerry Denny	92
SB:	Emmett Seery	80
BB:	Emmett Seery	64

1894

AVG:	Frank Motz	.395
H:	William Gray	165
2B:	William Gray	22
3B:	John McCarthy	24
HR:	Frank Motz	15
RBI:	N/A	
TB:	Frank Motz	255
R:	Frank Motz	127
SB:	George Henry	25
BB:	N/A	

1897

AVG:	Herm McFarland	.354
H:	Herm McFarland	190
2B:	Hogriever/Asa Stewart	29
3B:	Herm McFarland	25
HR:	William Gray	19
RBI:	N/A	
TB:	Herm McFarland	302
R:	George Hogriever	158
SB:	George Hogriever	72
BB:	N/A	

1900

AVG:	George Magoon	.310
H:	George Magoon	139
2B:	Ralph "Socks" Seybold	27
3B:	Tully Hartsel	13
HR:	Ralph Seybold	9
RBI:	N/A	
TB:	Ralph "Socks" Seybold	201
R:	George Hogriever	116
SB:	George Hogriever	46
BB:	N/A	

1903

AVG:	George Kihm	.320
H:	George Hogriever	149
2B:	George Kihm	28
3B:	Michael Heydon/Kihm	12
HR:	James Jones	6
RBI:	N/A	
TB:	George Kihm	209
R:	William Fox	98
SB:	William Fox	52
BB:	N/A	

1906

AVG:	Charles Carr	.312
H:	Charles Carr	137
2B:	Charles Carr	28
3B:	Charles Carr	10
HR:	Charles Carr	4
RBI:	N/A	
TB:	Charles Carr	197
R:	John Dunleavy	59
SB:	Otto Williams	22
BB:	N/A	

1889

AVG:	John Glasscock	.352
H:	John Glasscock	205
2B:	John Glasscock	40
3B:	Emmett Seery	12
HR:	Jerry Denny	18
RBI:	Jerry Denny	112
TB:	John Glasscock	272
R:	John Glasscock	128
SB:	John Glasscock	57
BB:	Emmett Seery	67

1895

AVG:	McCarthy/Motz	.420
H:	John McCarthy	219
2B:	Edward McFarland	43
3B:	John Newell	20
HR:	Frank Motz	19
RBI:	N/A	
TB:	John McCarthy	323
R:	Frank Motz	162
SB:	Martin Hogan	73
BB:	N/A	

1898

AVG:	Frank Motz	.301
H:	Frank Motz	138
2B:	Hogriever/Motz	15
3B:	Frank Motz	15
HR:	Herm McFarland	7
RBI:	N/A	
TB:	Frank Motz	186
R:	George Hogriever	115
SB:	George Hogriever	46
BB:	N/A	

1901

AVG:	Michael Kelley	.349
H:	Michael Kelley	101
2B:	Michael Kelley	17
3B:	Michael Kelley	9
HR:	Michael Heydon	4
RBI:	N/A	
TB:	Frank Donnelly	162
R:	Michael Kelley	63
SB:	William Fox	40
BB:	N/A	

1904

AVG:	John Carr	.305
H:	Thomas McCreery	185
2B:	Edward Swander	29
3B:	Thomas McCreery	19
HR:	Thomas McCreery	9
RBI:	N/A	
TB:	Thomas McCreery	270
R:	Thomas McCreery	91
SB:	John Carr	24
BB:	N/A	

1907

AVG:	Charles Carr	.315
H:	Charles Carr	164
2B:	Charles Carr	25
3B:	John Himes	12
HR:	Arthur Coulter	5
RBI:	N/A	
TB:	Charles Carr	218
R:	Arthur Coulter	85
SB:	James Cook/Coulter	25
BB:	N/A	

YEARLY BATTING LEADERS

ORGANIZATION

2020 INDIANS

IL & O'PONENTS

2019 REVIEW

PIRATES

HISTORY

GENERAL

1908

AVG:	John Hayden	.316
H:	John Hayden	186
2B:	Charles Carr	31
3B:	John Hayden	18
HR:	Charles Carr	8
RBI:	N/A	
TB:	John Hayden	268
R:	Owen "Donie" Bush	99
SB:	Otto Williams	38
BB:	N/A	

1911

AVG:	Benjamin Houser	.331
H:	Orville Woodruff	179
2B:	Orville Woodruff	28
3B:	Daniel Hoffman	12
HR:	Daniel Hoffman	4
RBI:	N/A	
TB:	Orville Woodruff	225
R:	Orville Woodruff	98
SB:	Orville Woodruff	21
BB:	N/A	

1914

AVG:	Tom Griffith	.340
H:	Benjamin "Frank" Metz	184
2B:	Tom Griffith	26
3B:	Tom Griffith	18
HR:	James Galloway/Metz	4
RBI:	N/A	
TB:	Tom Griffith	241
R:	Benjamin "Frank" Metz	99
SB:	Herman Bronkie	35
BB:	Willis Cole	100

1917

AVG:	Steve Yerkes	.282
H:	Steve Yerkes	155
2B:	Steve Yerkes	28
3B:	Albert Wickland	17
HR:	Albert Wickland	9
RBI:	N/A	
TB:	Steve Yerkes	208
R:	Albert Wickland	79
SB:	Albert Dolan	37
BB:	Albert Wickland	87

1920

AVG:	Walter Reh	.315
H:	Walter Reh	200
2B:	Walter Reh	36
3B:	Clarence Covington	15
HR:	Edward Zwilling	12
RBI:	Edward Zwilling	84
TB:	Walter Reh	267
R:	Walter Reh	104
SB:	Alex "Duke" Reilley	32
BB:	Clarence Covington	92

1923

AVG:	Edward Brown	.361
H:	Edward Brown	224
2B:	Edward Brown	37
3B:	Edward Brown	19
HR:	Ernie Krueger	17
RBI:	Edward Brown	104
TB:	Edward Brown	323
R:	Lloyd Christenbury	131
SB:	Walter Reh/Edward Sicking	28
BB:	Lloyd Christenbury	72

1909

AVG:	Charles Carr	.279
H:	John Hayden	178
2B:	John Hayden	39
3B:	John Hayden	9
HR:	Charles Carr	5
RBI:	N/A	
TB:	John Hayden	238
R:	Chester Chadbourne	79
SB:	James Burke	27
BB:	N/A	

1912

AVG:	William Ingerton	.301
H:	William Ingerton	154
2B:	William Ingerton	27
3B:	William Ingerton	12
HR:	Robert Veach	4
RBI:	N/A	
TB:	William Ingerton	208
R:	Orville Woodruff	76
SB:	Orville Woodruff	27
BB:	N/A	

1915

AVG:	Joe Kelly	.300
H:	Tom McMillan	167
2B:	Benjamin "Frank" Metz	22
3B:	Tom McMillan	10
HR:	Hank Butcher/Metz	3
RBI:	N/A	
TB:	McMillan/Metz	205
R:	Joe Kelly	107
SB:	Joe Kelly	61
BB:	Benjamin "Frank" Metz	82

1918

AVG:	Nap Lajoie	.282
H:	Herman Bronkie/Nap Lajoie	82
2B:	Edward Zwilling	14
3B:	Edward Zwilling	5
HR:	Lajoie/Zwilling	2
RBI:	N/A	
TB:	Nap Lajoie	104
R:	Edward Zwilling	45
SB:	Herman Bronkie	13
BB:	Edward Zwilling	61

1921

AVG:	Ralph Shinnors	.346
H:	Ralph Shinnors	236
2B:	Ralph Shinnors	50
3B:	Ralph Shinnors	26
HR:	Ralph Shinnors	13
RBI:	Walter Reh	117
TB:	Ralph Shinnors	377
R:	Ralph Shinnors	138
SB:	Doug Baird	72
BB:	Clarence Covington	98

1924

AVG:	Ernie Krueger	.339
H:	Edward Sicking	209
2B:	Ernie Krueger	45
3B:	Lloyd Christenbury	13
HR:	Ernie Krueger	17
RBI:	Ernie Krueger	128
TB:	Ernie Krueger	311
R:	Edward Sicking	115
SB:	Krueger/Walter Reh	16
BB:	Lloyd Christenbury	74

1910

AVG:	John Hayden	.278
H:	Charles Carr	153
2B:	John Hayden	25
3B:	John Hayden	10
HR:	Charles Carr	4
RBI:	N/A	
TB:	John Hayden	200
R:	Charles Carr	63
SB:	Frank Delahanty/Otto Williams	26
BB:	N/A	

1913

AVG:	Alex "Duke" Reilley	.337
H:	Alex "Duke" Reilley	157
2B:	Karl Crandall	24
3B:	Martin Krug	13
HR:	Benjamin "Frank" Metz	6
RBI:	N/A	
TB:	Benjamin "Frank" Metz	220
R:	Harry Niles	85
SB:	Alex "Duke" Reilley	47
BB:	N/A	

1916

AVG:	Alex "Duke" Reilley	.292
H:	John Leary	195
2B:	John Leary	32
3B:	Albert Dolan/Wickland	14
HR:	Albert Wickland	4
RBI:	N/A	
TB:	John Leary	258
R:	Herman Bronkie	101
SB:	Herman Bronkie	45
BB:	Karl Crandall	96

1919

AVG:	Oliver O'Mara	.340
H:	Oliver O'Mara	185
2B:	Walter Reh	33
3B:	Clarence Covington	13
HR:	Edward Zwilling	9
RBI:	N/A	
TB:	Oliver O'Mara	231
R:	Edward Zwilling	90
SB:	Alex "Duke" Reilley	44
BB:	Covington/Zwilling	72

1922

AVG:	Edward Brown	.338
H:	Edward Brown	214
2B:	Edward Brown	44
3B:	Baird/Brown/Reh/Schreiber	16
HR:	Ernie Krueger	17
RBI:	Edward Brown	133
TB:	Edward Brown	326
R:	Brown/Sicking	110
SB:	Doug Baird	29
BB:	Doug Baird	88

1925

AVG:	Edward Sicking	.316
H:	Henry Schreiber	191
2B:	Riggs Stephenson	34
3B:	Schmandt/Schreiber	13
HR:	Horace Allen	17
RBI:	Henry Schreiber	103
TB:	Henry Schreiber	256
R:	Elmer Yoter	86
SB:	Wid Matthews	30
BB:	Raymond Schmandt	51

YEARLY BATTING LEADERS

1926

AVG:	Walter Holke	.309
H:	Wid Matthews	191
2B:	Edward Sicking	27
3B:	Elmer Yoter	12
HR:	A.E. "Reb" Russell	14
RBI:	Walter Holke	97
TB:	Elmer Yoter	232
R:	Wid Matthews	104
SB:	Wid Matthews	23
BB:	Elmer Yoter	64

1929

AVG:	Layne/Joseph Sprinz	.307
H:	Peter Monahan	188
2B:	Herman Layne	41
3B:	Clyde Barnhart	12
HR:	Clyde Barnhart	16
RBI:	Clyde Barnhart	109
TB:	Clyde Barnhart	270
R:	Layne/Monahan	107
SB:	Herman Layne	23
BB:	Clyde Barnhart	64

1932

AVG:	Harry Rosenberg	.318
H:	Francis Sigafos	199
2B:	Sigafos/Taitt	29
3B:	Ernest Wingard	15
HR:	Ernest Wingard	13
RBI:	Doug Taitt	89
TB:	Francis Sigafos	280
R:	Francis Sigafos	105
SB:	Francis Sigafos	14
BB:	N/A	

1935

AVG:	John Cooney	.371
H:	John Cooney	224
2B:	John Cooney	37
3B:	John Stoneham	10
HR:	Minor Heath	20
RBI:	Riggs Stephenson	107
TB:	John Cooney	284
R:	Minor Heath	115
SB:	Vincent Sherlock	23
BB:	Minor Heath	127

1938

AVG:	Robert Fausett	.339
H:	Glenn Chapman	175
2B:	Robert Latshaw	38
3B:	Robert Fausett	11
HR:	Robert Latshaw	11
RBI:	Glenn Chapman	103
TB:	Glenn Chapman	235
R:	Glenn Chapman	93
SB:	Robert Fausett	28
BB:	Robert Latshaw	56

1941

AVG:	Wayne Blackburn	.313
H:	Benedict Zientara	160
2B:	Benedict Zientara	34
3B:	Joe Bestudik/Zientara	10
HR:	Allen Hunt/Kermit Lewis	4
RBI:	Benedict Zientara	64
TB:	Benedict Zientara	220
R:	Wayne Blackburn	79
SB:	Wayne Blackburn	16
BB:	Wayne Blackburn	71

1927

AVG:	A.E. "Reb" Russell	.385
H:	Walter Holke	198
2B:	A.E. "Reb" Russell	34
3B:	Walter Holke	13
HR:	Paul Florence	14
RBI:	Walter Holke	98
TB:	Walter Holke	268
R:	Wid Matthews	100
SB:	Wid Matthews	35
BB:	Wid Matthews	77

1930

AVG:	Mervin Connolly	.338
H:	Clarence "Dutch" Hoffman	176
2B:	Mervin Connolly	33
3B:	Harold Warstler	9
HR:	Clyde Barnhart	13
RBI:	Clarence "Dutch" Hoffman	97
TB:	Clarence "Dutch" Hoffman	255
R:	Clarence "Dutch" Hoffman	94
SB:	William Narleski	11
BB:	Clyde Barnhart	50

1933

AVG:	Francis Sigafos	.370
H:	Francis Sigafos	235
2B:	Francis Sigafos	53
3B:	Ernest Wingard	14
HR:	Glenn Chapman	14
RBI:	Francis Sigafos	126
TB:	Francis Sigafos	328
R:	Francis Sigafos	108
SB:	Francis Sigafos	24
BB:	Ernest Lee	69

1936

AVG:	Oscar Eckhardt	.353
H:	Fred Berger	201
2B:	Fred Berger	37
3B:	Robert Fausett	15
HR:	Fred Berger	17
RBI:	Fred Berger	106
TB:	Fred Berger	315
R:	Robert Fausett	101
SB:	Vincent Sherlock	25
BB:	Otto Bluege	63

1939

AVG:	Milton Galatzer	.325
H:	Myron "Mike" McCormick	174
2B:	Myron "Mike" McCormick	33
3B:	Don Lang	12
HR:	Don Lang	13
RBI:	Jesse Newman	87
TB:	Myron "Mike" McCormick	231
R:	Myron "Mike" McCormick	100
SB:	Myron "Mike" McCormick	15
BB:	Don Lang	67

1942

AVG:	Joe Bestudik	.326
H:	Joe Bestudik	185
2B:	Joe Bestudik	37
3B:	John McCarthy	13
HR:	John McCarthy	17
RBI:	John McCarthy	113
TB:	John McCarthy	287
R:	John McCarthy	103
SB:	Wayne Blackburn	14
BB:	Wayne Blackburn	102

1928

AVG:	Herman Layne	.347
H:	Fred Haney	208
2B:	Fred Haney	38
3B:	Haney/Wid Matthews	16
HR:	A.E. "Reb" Russell	17
RBI:	Harold Warstler	88
TB:	Fred Haney	287
R:	Fred Haney	115
SB:	Fred Haney	43
BB:	Harold Warstler	53

1931

AVG:	Len Koenecke	.353
H:	Len Koenecke	224
2B:	Francis Sigafos	30
3B:	Len Koenecke	19
HR:	Len Koenecke	24
RBI:	Len Koenecke	131
TB:	Len Koenecke	357
R:	Len Koenecke	141
SB:	Len Koenecke	13
BB:	Curtis Walker	88

1934

AVG:	Vernon Washington	.367
H:	Vernon Washington	205
2B:	Vernon Washington	40
3B:	Vernon Washington	13
HR:	Vernon Washington	16
RBI:	Vernon Washington	120
TB:	Vernon Washington	319
R:	Vernon Washington	104
SB:	Ernest Lee	22
BB:	Ernest Lee	76

1937

AVG:	Oscar "Ox" Eckhardt	.341
H:	Oscar "Ox" Eckhardt	201
2B:	Dan Taylor	28
3B:	Archie/Eckhardt/V. Sherlock	8
HR:	George Archie/Fred Berger	11
RBI:	Dan Taylor	98
TB:	Oscar "Ox" Eckhardt	258
R:	George Archie	106
SB:	Robert Fausett	18
BB:	Dan Taylor	73

1940

AVG:	Milton Galatzer	.336
H:	Milton Galatzer	191
2B:	Benedict Zientara	28
3B:	Milton Galatzer	9
HR:	G. Brack/D. Lang/R. West	7
RBI:	Benedict Zientara	63
TB:	Milton Galatzer	239
R:	Milton Galatzer	98
SB:	Allen Hunt	13
BB:	Milton Galatzer	81

1943

AVG:	Gilbert English	.322
H:	Gilbert English	175
2B:	Stewart Hofferth	31
3B:	Edwin Morgan/Fred Vaughn	12
HR:	Morgan/Vaughn	9
RBI:	English/Hofferth	83
TB:	Gilbert English	216
R:	Wayne Blackburn	114
SB:	Wayne Blackburn	10
BB:	Wayne Blackburn	95

YEARLY BATTING LEADERS

1944

AVG:	Wayne Blackburn	.336
H:	Wayne Blackburn	180
2B:	Wayne Blackburn	23
3B:	Chester Clemens	10
HR:	Gilbert English	4
RBI:	Wayne Blackburn	65
TB:	Wayne Blackburn	220
R:	Wayne Blackburn	104
SB:	Wayne Blackburn	25
BB:	Wayne Blackburn	99

1947

AVG:	Roy Weatherly	.304
H:	Cyril "Butch" Moran	157
2B:	Cyril "Butch" Moran	29
3B:	Pete Castiglione	9
HR:	Ben Guintini	16
RBI:	Ernie Andres	84
TB:	Roy Weatherly	236
R:	Cyril "Butch" Moran	80
SB:	Jimmy Brown	6
BB:	Roy Weatherly	52

1950

AVG:	Romanus Basgall	.281
H:	Romanus Basgall	130
2B:	Romanus Basgall	29
3B:	Bell/Bookman/Coogan/Fitz Gerald	6
HR:	Frank Kalin	14
RBI:	Mizell Platt	71
TB:	Romanus Basgall	206
R:	Danny O'Connell	65
SB:	Tom Saffell	11
BB:	Dom Dallessandro	53

1953

AVG:	Wally Post	.289
H:	David Pope	172
2B:	David Pope	33
3B:	David Pope	14
HR:	Wally Post	33
RBI:	Wally Post	120
TB:	David Pope	305
R:	David Pope	101
SB:	Joe Macko	10
BB:	David Pope	73

1956

AVG:	Larry Raines	.309
H:	Larry Raines	174
2B:	Roger Maris	20
3B:	Larry Raines	14
HR:	David Pope	25
RBI:	Joe Altobelli	81
TB:	Larry Raines	251
R:	Larry Raines	105
SB:	Larry Raines	22
BB:	Ted Beard	71

1959

AVG:	Joe Hicks	.314
H:	Joe Hicks	180
2B:	Joe Hicks	29
3B:	Joe Hicks	10
HR:	Ron Jackson	30
RBI:	Ron Jackson	99
TB:	Joe Hicks	262
R:	Joe Hicks	86
SB:	Stan Johnson	16
BB:	Robert Sagers	66

1945

AVG:	Stanley Wentzel	.321
H:	Stanley Wentzel	184
2B:	Stanley Wentzel	35
3B:	Stanley Wentzel	11
HR:	Stanley Wentzel	14
RBI:	Stanley Wentzel	103
TB:	Stanley Wentzel	283
R:	Art Parks	104
SB:	Stanley Wentzel	30
BB:	Art Parks	76

1948

AVG:	Leslie Fleming	.323
H:	Pete Castiglione	178
2B:	Pete Castiglione	33
3B:	Ted Beard	17
HR:	Leslie Fleming	26
RBI:	Leslie Fleming	143
TB:	Leslie Fleming	288
R:	Ted Beard	131
SB:	Jack Cassini	33
BB:	Ted Beard	128

1951

AVG:	John Merson	.295
H:	John Merson	177
2B:	John Merson	36
3B:	Ted Beard	9
HR:	Frank Kalin	18
RBI:	John Merson	94
TB:	John Merson	251
R:	Ted Beard	101
SB:	Ted Beard	17
BB:	Ted Beard	101

1954

AVG:	William Harrell	.307
H:	Joe Altobelli	158
2B:	Joe Altobelli	31
3B:	Joe Altobelli	10
HR:	Rocky Colavito	38
RBI:	Rocky Colavito	116
TB:	Rocky Colavito	293
R:	Rocky Colavito	94
SB:	Gale Wade	24
BB:	Rocky Colavito	75

1957

AVG:	Ted Beard	.347
H:	Vinicio "Chico" Garcia	177
2B:	Vinicio "Chico" Garcia	30
3B:	Ted Beard	12
HR:	Ron Jackson	21
RBI:	Ron Jackson	102
TB:	Ron Jackson	278
R:	Vinicio "Chico" Garcia	92
SB:	Ted Beard	10
BB:	Ted Beard	68

1960

AVG:	Charles Harrington	.310
H:	Larry Raines	149
2B:	Charles Harrington	28
3B:	Ted Beard	7
HR:	James Woods	19
RBI:	James Woods	64
TB:	Larry Raines	224
R:	Larry Raines	78
SB:	Larry Raines	46
BB:	Carlos Bernier	64

1946

AVG:	Sebastian "Sibby" Sisti	.343
H:	Sebastian "Sibby" Sisti	203
2B:	Vincent Shupe	44
3B:	Sebastian "Sibby" Sisti	14
HR:	Joe Bestudik	15
RBI:	Joe Bestudik	109
TB:	Sebastian "Sibby" Sisti	282
R:	Sebastian "Sibby" Sisti	99
SB:	Stanley Wentzel	20
BB:	Joe Bestudik	73

1949

AVG:	Leslie Fleming	.340
H:	Nanny Fernandez	162
2B:	Leslie Fleming	27
3B:	Ted Beard	16
HR:	Nanny Fernandez	27
RBI:	Nanny Fernandez***	114
TB:	Jack Conway	197
R:	Ted Beard	108
SB:	Ted Beard	23
BB:	Ted Beard	132

1952

AVG:	David Pope	.352
H:	David Pope	167
2B:	David Pope	29
3B:	Alphonse Smith	12
HR:	Alphonse Smith	20
RBI:	Milt Nielsen	87
TB:	David Pope	249
R:	Harry Malmberg	85
SB:	Alphonse Smith	10
BB:	Harry Malmberg	82

1955

AVG:	Rudy Regalado	.316
H:	Rudy Regalado	172
2B:	Rocky Colavito/William Harrell	30
3B:	William Harrell	8
HR:	Rocky Colavito	30
RBI:	Rocky Colavito	104
TB:	Rocky Colavito	275
R:	William Harrell	99
SB:	William Harrell	7
BB:	Rocky Colavito	84

1958

AVG:	John Romano	.291
H:	John Callison	154
2B:	John Romano	29
3B:	John Callison	9
HR:	John Callison	29
RBI:	John Callison	93
TB:	John Callison	282
R:	John Callison	92
SB:	Ted Beard	18
BB:	Ted Beard	82

1961

AVG:	Joe Gaines	.315
H:	Hiraldo "Chico" Ruiz	164
2B:	Cliff Cook	33
3B:	Joe Gaines	12
HR:	Cliff Cook	32
RBI:	Cliff Cook	119
TB:	Cliff Cook	303
R:	Cliff Cook	102
SB:	Hiraldo "Chico" Ruiz	44
BB:	Joe Gaines	69

YEARLY BATTING LEADERS

1962

AVG:	Tom McCraw	.326
H:	Tom McCraw/Al Weis	171
2B:	Tom McCraw	29
3B:	Al Weis	13
HR:	Jim Koranda/Harry Simpson	19
RBI:	Jim Koranda	103
TB:	Tom McCraw	243
R:	Al Weis	94
SB:	Al Weis	31
BB:	Harry Simpson	77

1965

AVG:	Ramon Conde	.337
H:	Richard Kenworthy	160
2B:	Ramon Conde	29
3B:	Richard Kenworthy	7
HR:	Lee Elia	29
RBI:	Lee Elia	75
TB:	Richard Kenworthy	252
R:	Lee Elia	77
SB:	Tommie Agee	15
BB:	Jim Hicks	51

1968

AVG:	Hal McRae	.295
H:	Hal McRae	131
2B:	Hal McRae	31
3B:	Hal McRae	11
HR:	Hal McRae	16
RBI:	Hal McRae	65
TB:	Hal McRae	232
R:	Clyde Mashore	83
SB:	Clyde Mashore	29
BB:	Cal Emery	45

1971

AVG:	Darrel Chaney	.277
H:	Darrel Chaney	127
2B:	Darrel Chaney	17
3B:	Darrel Chaney	9
HR:	William Plummer	17
RBI:	William Plummer	65
TB:	William Plummer	175
R:	Darrel Chaney	73
SB:	Alfred Crawford/Danny Godby	10
BB:	Darrel Chaney	51

1974

AVG:	Tom Spencer	.291
H:	Tom Spencer	127
2B:	Edison Armbrister	22
3B:	Armbrister/Spencer	8
HR:	Roger Freed	19
RBI:	Edison Armbrister	73
TB:	Tom Spencer	205
R:	Tom Spencer	66
SB:	Tom Spencer	21
BB:	Roger Freed	77

1977

AVG:	David Revering	.300
H:	David Revering	133
2B:	Arturo DeFreites	26
3B:	Arturo DeFreites	7
HR:	David Revering	29
RBI:	David Revering	110
TB:	David Revering	245
R:	Rudy Meoli	102
SB:	Rudy Meoli	42
BB:	Rudy Meoli	113

1963

AVG:	Don Buford	.336
H:	Don Buford	206
2B:	Don Buford	41
3B:	Ken Berry	10
HR:	Charles Smith	25
RBI:	Ramon Conde	82
TB:	Don Buford	280
R:	Don Buford	114
SB:	Don Buford	42
BB:	Don Buford	67

1966

AVG:	Duane Josephson	.324
H:	Richard Kenworthy	173
2B:	Richard Kenworthy	13
3B:	Richard Kenworthy	29
HR:	Jim Hicks	15
RBI:	Richard Kenworthy	94
TB:	Richard Kenworthy	258
R:	Ed Stroud	99
SB:	Ed Stroud	57
BB:	Marvin Staehle	85

1969

AVG:	Bernie Carbo	.359
H:	Bernie Carbo	145
2B:	Bernie Carbo	37
3B:	Joe Patterson	5
HR:	Carbo/Jones	21
RBI:	Clarence Jones	82
TB:	Bernie Carbo	249
R:	Clyde Mashore	100
SB:	Joe Patterson	23
BB:	Bernie Carbo	69

1972

AVG:	Gene Locklear	.325
H:	Gene Locklear	152
2B:	Gene Locklear	31
3B:	Edison Armbrister	11
HR:	Gene Locklear	15
RBI:	Roe Skidmore	89
TB:	Gene Locklear	244
R:	Gene Locklear	78
SB:	Alfred Crawford	22
BB:	Gene Locklear	51

1975

AVG:	Junior Kennedy	.277
H:	Ray Knight	118
2B:	Joel Youngblood	21
3B:	Joel Youngblood	9
HR:	David Revering	21
RBI:	David Revering	71
TB:	David Revering	185
R:	Tom Spencer	68
SB:	Tom Spencer	29
BB:	Tom Spencer	61

1978

AVG:	Champ Summers	.368
H:	Champ Summers	170
2B:	Arturo DeFreites	31
3B:	Armbrister/Michael Grace	6
HR:	Champ Summers	34
RBI:	Champ Summers	124
TB:	Champ Summers	307
R:	DeFreites/Summers	98
SB:	Edison Armbrister	32
BB:	Champ Summers	81

1964

AVG:	Len Johnston	.316
H:	Marvin Staehle	176
2B:	Ken Berry	26
3B:	Jim Hicks	8
HR:	Ken Berry	20
RBI:	Ken Berry	83
TB:	Ken Berry	235
R:	Marvin Staehle	92
SB:	Marvin Staehle	13
BB:	Marvin Staehle	79

1967

AVG:	Jim Hicks	.288
H:	Jim Hicks	142
2B:	William Voss	24
3B:	Jim Hicks	12
HR:	Charles Nash	28
RBI:	Jim Hicks	87
TB:	Jim Hicks	249
R:	Jim Hicks	87
SB:	Buddy Bradford	24
BB:	Jim Hicks	79

1970

AVG:	Don Anderson	.285
H:	Kurt Bevacqua	126
2B:	Kurt Bevacqua	26
3B:	Al Crawford	6
HR:	Kurt Bevacqua	15
RBI:	Kurt Bevacqua	67
TB:	Kurt Bevacqua	207
R:	Bevacqua/Swanson	62
SB:	Stan Swanson	26
BB:	Stan Swanson	49

1973

AVG:	Ken Griffey	.327
H:	Joel Youngblood	143
2B:	Driscoll/George Foster	26
3B:	Joel Youngblood	9
HR:	Roe Skidmore	19
RBI:	Roe Skidmore	79
TB:	Joel Youngblood	218
R:	Griffey/Youngblood	88
SB:	Ken Griffey	43
BB:	Jim Driscoll	56

1976

AVG:	David Revering	.290
H:	David Revering	118
2B:	Ray Knight	24
3B:	Rudy Meoli	6
HR:	David Revering	27
RBI:	David Revering	77
TB:	David Revering	223
R:	Meoli/Revering	63
SB:	Ted Martinez	25
BB:	Rudy Meoli	82

1979

AVG:	Ron Oester	.281
H:	Ron Oester	143
2B:	John Valle	20
3B:	Grace/Oester	6
HR:	John Valle	23
RBI:	John Valle	71
TB:	John Valle	189
R:	John Valle	65
SB:	Ron Oester	23
BB:	Michael Grace	54

YEARLY BATTING LEADERS

1980

AVG:	Paul Householder	.295
H:	Paul Householder	137
2B:	Paul Householder	26
3B:	Gene Menees	8
HR:	John Hale	27
RBI:	John Hale	77
TB:	John Hale	223
R:	Paul Householder	74
SB:	Paul Householder	30
BB:	John Hale	62

1983

AVG:	Skeeter Barnes	.337
H:	Dallas Williams	168
2B:	John Harris/Williams	30
3B:	Dallas Williams	8
HR:	Nick Esasky	14
RBI:	Dallas Williams	75
TB:	Dallas Williams	247
R:	Tom Lawless	93
SB:	Tom Lawless	46
BB:	Mark Gilbert	55

1986

AVG:	Casey Candaele	.302
H:	Casey Candaele	145
2B:	Casey Candaele	32
3B:	Herm Winningham	7
HR:	Billy Moore	23
RBI:	Billy Moore	82
TB:	Billy Moore	196
R:	Casey Candaele	77
SB:	Tom Romano	35
BB:	Billy Moore	80

1989

AVG:	Junior Noboa	.340
H:	Junior Noboa	159
2B:	Mike Blowers	29
3B:	Junior Noboa	8
HR:	Mike Blowers	14
RBI:	Junior Noboa	62
TB:	Mike Blowers	206
R:	Jeff Huson	70
SB:	Larry Walker	36
BB:	Huson/Larry Walker	50

1992

AVG:	Matt Stairs	.267
H:	F.P. Santangelo	123
2B:	F.P. Santangelo	25
3B:	Matt Stairs	4
HR:	Jerry Goff	14
RBI:	Matt Stairs	56
TB:	Matt Stairs	171
R:	F.P. Santangelo	83
SB:	Eric Bullock	21
BB:	F.P. Santangelo	62

1995

AVG:	Eric Owens	.314
H:	Eric Owens	134
2B:	Nigel Wilson	27
3B:	Eric Owens	8
HR:	Willie Greene	19
RBI:	Drew Denson	69
TB:	Eric Owens	210
R:	Eric Owens	86
SB:	Eric Owens	33
BB:	Eric Owens	52

1981

AVG:	Paul Householder	.300
H:	German Barranca	137
2B:	Barranca/Esasky/Walker	22
3B:	Householder/Eddie Milner	6
HR:	Householder/Duane Walker	19
RBI:	Duane Walker	80
TB:	Paul Householder	224
R:	Duane Walker	80
SB:	Paul Householder	33
BB:	Duane Walker	58

1984

AVG:	Ron Johnson	.303
H:	Mike Fuentes	131
2B:	Razor Shines	26
3B:	Fuentes/Tom Lawless/Roy Johnson	4
HR:	Mike Fuentes	22
RBI:	Mike Fuentes/Razor Shines	80
TB:	Mike Fuentes	227
R:	Mike Fuentes	88
SB:	Wally Johnson	27
BB:	Mike Fuentes	62

1987

AVG:	Dallas Williams	.357
H:	Johnny Paredes	154
2B:	Jack Daugherty	35
3B:	Alonzo Powell	10
HR:	Jeff Reynolds	21
RBI:	Jeff Reynolds	76
TB:	Dallas Williams	212
R:	Johnny Paredes	80
SB:	Johnny Paredes	30
BB:	Billy Moore	63

1990

AVG:	German Rivera	.287
H:	German Rivera	128
2B:	Quinn Mack/Rivera	25
3B:	Eric Bullock	7
HR:	German Rivera	10
RBI:	German Rivera	59
TB:	German Rivera	193
R:	German Rivera	67
SB:	Eric Bullock	40
BB:	Johnny Paredes	42

1993

AVG:	Tim Costo	.326
H:	Tim Costo	118
2B:	Tim Costo	30
3B:	Tommy Gregg	5
HR:	Willie Greene	22
RBI:	Willie Greene	58
TB:	Tim Costo	185
R:	Willie Greene	62
SB:	Greg Tubbs	15
BB:	Willie Greene	51

1996

AVG:	Keith Mitchell	.300
H:	Eduardo Perez	132
2B:	Steve Gibraltar/Eduardo Perez	29
3B:	Roberto Mejia	9
HR:	Eduardo Perez	21
RBI:	Eduardo Perez	84
TB:	Eduardo Perez	234
R:	Eduardo Perez	84
SB:	Curtis Goodwin	40
BB:	Keith Mitchell	64

1982

AVG:	Gary Redus	.333
H:	Dallas Williams	154
2B:	Gary Redus	29
3B:	Tom Foley/Redus	9
HR:	Nick Esasky	27
RBI:	Gary Redus	93
TB:	Gary Redus	265
R:	Gary Redus	112
SB:	Gary Redus	54
BB:	Neil Fiala	70

1985

AVG:	Wally Johnson	.309
H:	Wally Johnson	133
2B:	Fred Manrique	21
3B:	Andres Galarraga	8
HR:	Andres Galarraga	25
RBI:	Andres Galarraga	87
TB:	Andres Galarraga	224
R:	Andres Galarraga	75
SB:	Wally Johnson	34
BB:	Mike Fuentes	70

1988

AVG:	Johnny Paredes	.295
H:	Jack Daugherty	137
2B:	Billy Moore	34
3B:	Casey Candaele	6
HR:	Billy Moore	17
RBI:	Billy Moore	80
TB:	Billy Moore	222
R:	Billy Moore	88
SB:	Johnny Paredes	43
BB:	Billy Moore	65

1991

AVG:	Todd Haney	.312
H:	Todd Haney	159
2B:	John Vander Wal	36
3B:	Quinn Mack/Vander Wal	8
HR:	John Vander Wal	15
RBI:	John Vander Wal	71
TB:	John Vander Wal	237
R:	John Vander Wal	84
SB:	Alex Diaz	17
BB:	John Vander Wal	79

1994

AVG:	Barry Lyons	.309
H:	Casey Candaele	144
2B:	Doug Jennings	34
3B:	Steve Penes	11
HR:	Willie Greene/Jennings	23
RBI:	Doug Jennings	92
TB:	Doug Jennings	240
R:	Greene/Jennings	77
SB:	Will Pennyfeather	14
BB:	Doug Jennings	72

1997

AVG:	Aaron Boone	.290
H:	Brian Hunter	142
2B:	Brian Hunter	36
3B:	Pat Watkins	7
HR:	Aaron Boone	22
RBI:	Brian Hunter	85
TB:	Brian Hunter	249
R:	Aaron Boone	79
SB:	Eric Owens	23
BB:	Keith Mitchell	72

ORGANIZATION

2020 INDIANS

IL & O'PONENTS

2019 REVIEW

PIRATES

HISTORY

GENERAL

YEARLY BATTING LEADERS

1998

AVG:	Roberto Petagine	.331
H:	Damian Jackson	135
2B:	Damian Jackson	36
3B:	Damian Jackson	10
HR:	Roberto Petagine	24
RBI:	Roberto Petagine	109
TB:	Roberto Petagine	224
R:	Damian Jackson	102
SB:	Damian Jackson	25
BB:	Petagine/Jason Williams	70

2001

AVG:	Marco Scutaro	.295
H:	Marco Scutaro	146
2B:	Mark Sweeney	34
3B:	Alex Sanchez	5
HR:	Micah Franklin	23
RBI:	Mark Sweeney	69
TB:	Marco Scutaro	214
R:	Marco Scutaro	87
SB:	Alex Sanchez	27
BB:	Marco Scutaro	62

2004

AVG:	Jeff Liefer	.283
H:	Corey Hart	124
2B:	Corey Hart	29
3B:	Peter Bergeron/Hart	8
HR:	Jeff Liefer	20
RBI:	Jeff Liefer	83
TB:	Corey Hart	214
R:	Corey Hart	68
SB:	Trent Durrington/Hart	17
BB:	Jeff Liefer	47

2007

AVG:	Luis Ordez	.302
H:	Brian Bixler	130
2B:	Yurendell de Caster	25
3B:	Brian Bixler	10
HR:	Michael Ryan	16
RBI:	Jose Hernandez	56
TB:	Brian Bixler	188
R:	Brian Bixler	77
SB:	Brian Bixler	28
BB:	Yurendell de Caster	58

2010

AVG:	Kevin Melillo	.276
H:	Brandon Moss	133
2B:	Brandon Moss	32
3B:	Alex Presley	6
HR:	Brandon Moss	22
RBI:	Brandon Moss	96
TB:	Brandon Moss	235
R:	Brandon Moss	73
SB:	Jose Tabata	25
BB:	Brian Myrow	55

2013

AVG:	Alex Presley	.298
H:	Matt Hague	153
2B:	Matt Hague	37
3B:	Alex Presley	6
HR:	Andrew Lambo	18
RBI:	Matt Hague	69
TB:	Matt Hague	218
R:	Matt Hague	67
SB:	Felix Pie	38
BB:	Matt Hague	71

1999

AVG:	Jason Hardtke	.329
H:	D.T. Cromer	166
2B:	Cromer/Hardtke	37
3B:	Mike Frank	7
HR:	D.T. Cromer	30
RBI:	D.T. Cromer	107
TB:	D.T. Cromer	301
R:	D.T. Cromer	83
SB:	Chris Snoop	17
BB:	Mark Sweeney	59

2002

AVG:	Jim Rushford	.316
H:	Jim Rushford	128
2B:	Jim Rushford	33
3B:	Chris Jones	5
HR:	Izzy Alcantara	27
RBI:	Jim Rushford	68
TB:	Izzy Alcantara	216
R:	Izzy Alcantara	61
SB:	Bill Hall	17
BB:	Jon Zuber	68

2005

AVG:	Nate McLouth	.299
H:	Nate McLouth	118
2B:	Yurendell de Caster	31
3B:	Chris Duffy	7
HR:	Graham Koonce	23
RBI:	Graham Koonce	77
TB:	Graham Koonce	205
R:	Cesar Crespo	73
SB:	Nate McLouth	34
BB:	Graham Koonce	57

2008

AVG:	Andrew McCutchen	.283
H:	Andrew McCutchen	145
2B:	McCutchen/Steve Pearce	26
3B:	Neil Walker	7
HR:	Neil Walker	16
RBI:	Neil Walker	80
TB:	Neil Walker	209
R:	Andrew McCutchen	75
SB:	Nyer Morgan	44
BB:	Andrew McCutchen	68

2011

AVG:	Matt Hague	.309
H:	Matt Hague	165
2B:	Matt Hague	37
3B:	Gorkys Hernandez	9
HR:	John Bowker	15
RBI:	John Bowker	76
TB:	Matt Hague	244
R:	Matt Hague	70
SB:	Alex Presley	22
BB:	Matt Hague	47

2014

AVG:	Matt Hague	.267
H:	Chris McGuiness	111
2B:	Chris McGuiness	31
3B:	Chase d'Arnaud	9
HR:	Matt Hague	14
RBI:	Matt Hague	66
TB:	Chris McGuiness	173
R:	Chris McGuiness	60
SB:	Chase d'Arnaud	30
BB:	Chris McGuiness	63

2000

AVG:	Jose Fernandez	.286
H:	Jose Fernandez	134
2B:	Jose Fernandez	37
3B:	Santiago Perez	7
HR:	Kurt Bierek	19
RBI:	Kurt Bierek	72
TB:	Jose Fernandez	212
R:	Santiago Perez	74
SB:	Santiago Perez	31
BB:	Brad Tyler	67

2003

AVG:	Jim Rushford	.311
H:	Pete Zoccolillo	124
2B:	Pete Zoccolillo	36
3B:	Steve Scarborough	7
HR:	Mark Smith	15
RBI:	Pete Zoccolillo	73
TB:	Pete Zoccolillo	198
R:	Jason Conti/Bill Hall/Zoccolillo	57
SB:	Ryan Knox	17
BB:	Pete Zoccolillo	51

2006

AVG:	Davis/Carlos Maldonado	.283
H:	Yurendell de Caster	115
2B:	Raul Gonzalez	23
3B:	Rich Thompson	6
HR:	Chris Richard	17
RBI:	Chris Richard	67
TB:	Yurendell de Caster	176
R:	Davis/Richard	53
SB:	Rajai Davis	45
BB:	Chris Richard	58

2009

AVG:	Brian Bixler	.275
H:	Brian Bixler	111
2B:	Neil Walker	31
3B:	Bixler/Andrew McCutchen	8
HR:	Neil Walker	14
RBI:	Neil Walker	69
TB:	Brian Bixler	177
R:	Brian Bixler	71
SB:	Jeff Salazar	16
BB:	Brian Myrow	43

2012

AVG:	Starling Marte	.286
H:	Jeff Clement	115
2B:	Jeff Clement	35
3B:	Starling Marte	13
HR:	Jeff Clement	16
RBI:	Starling Marte	62
TB:	Jeff Clement	202
R:	Boggs/Marte	64
SB:	Chase d'Arnaud	34
BB:	Brandon Boggs	62

2015

AVG:	Gorkys Hernandez	.288
H:	Alen Hanson	125
2B:	Brent Morel	21
3B:	Alen Hanson	12
HR:	Willy Garcia	10
RBI:	Elias Diaz/Morel/Tony Sanchez	47
TB:	Alen Hanson	184
R:	Alen Hanson	66
SB:	Alen Hanson	35
BB:	Keon Broxton	47

YEARLY BATTING LEADERS

2016		
AVG:	Josh Bell	.295
H:	Josh Bell	124
2B:	Willy Garcia	30
3B:	Alen Hanson	7
HR:	Danny Ortiz	17
RBI:	Josh Bell	60
TB:	Josh Bell	197
R:	Max Moroff	61
SB:	Alen Hanson	36
BB:	Max Moroff	90

2019		
AVG:	Jake Elmore	.322
H:	Will Craig	123
2B:	Jake Elmore	31
3B:	Jason Martin/Trayvon Robinson	5
HR:	Will Craig	23
RBI:	Will Craig	78
TB:	Will Craig	215
R:	Will Craig	69
SB:	Ke Bryan Hayes	12
BB:	Will Craig	44

2017		
AVG:	Christopher Bostick	.294
H:	Christopher Bostick	143
2B:	Christopher Bostick	33
3B:	Gift Ngoepe/Wood	5
HR:	Eric Wood	16
RBI:	Danny Ortiz	63
TB:	Christopher Bostick	203
R:	Christopher Bostick	75
SB:	Eury Perez	22
BB:	Bostick/Wood	45

2018		
AVG:	Kevin Kramer	.311
H:	Kevin Kramer	148
2B:	Kevin Kramer	35
3B:	Pablo Reyes/Erich Weiss	4
HR:	Kevin Kramer	15
RBI:	Kramer/Jose Osuna	59
TB:	Kevin Kramer	234
R:	Kevin Newman	74
SB:	Kevin Newman	28
BB:	Max Moroff	43

* Batting leader, 2.7 PA per league game

* RBI not recorded prior to 1920 (exception in NL, 1887-89)

* BB not recorded prior to 1914 (exception in NL, 1887-89)

* **Bold indicates league leader**

*** Nanny Fernandez led Indy with 114 RBI in 1949; also had 14 RBI with St. Paul to lead the American Association with 128 RBI



First baseman Will Craig led all Indians in base hits, home runs, RBI, runs scored, total bases and walks in 2019. (Photo by Adam Pintar)

ORGANIZATION

2020 INDIANS

IL & OPPONENTS

2019 REVIEW

PIRATES

HISTORY

GENERAL

	YEARLY PITCHING LEADERS						
	Year	Leader	ERA	Leader	Wins	Leader	Strikeouts
ORGANIZATION	1887	Henry Boyle	3.65	Henry Boyle	13	Henry Boyle	85
	1888	William Burdick	2.81	Henry Boyle	15	John Healy	124
	1889	Henry Boyle	3.92	Henry Boyle	21	Charles Getzien	139
	1892	Michael “Kid” Madden	2.59	Jim Sullivan	6	Jim Sullivan	77
	1894	William Phillips	3.76	William Phillips	26	William Phillips	152
	1895	Chauncey Fisher	2.80	Chauncey Fisher	37	Chauncey Fisher	133
	1896	William Dammann	2.25	William Dammann	20	William Dammann	157
	1897	Joshua Goar	1.39	Francis Foreman	30	Joshua Goar	133
	1898	N/A		William Phillips	29	William Phillips	112
	1899	N/A		Edward Scott	22	Edward Scott	88
2020 INDIANS	1900	N/A		Winford Kellum	20	Winford Kellum	87
	1901	N/A		Archibald “Archie” Stimmell	14	Archibald Stimmell	111
	Current Franchise (1902-present)						
	1902	N/A		Winford Kellum	25	Winford Kellum	115
	1903	N/A		Winford Kellum	25	Eugene Ford	148
	1904	N/A		John Fisher	16	Harry Allemang	104
						Otto Newlin	104
	1905	N/A		Clyde Goodwin	23	Clyde Goodwin	172
	1906	N/A		Winford Kellum	16	Winford Kellum	102
	1907	N/A		Herbert Briggs	16	Ed Summers	130
IL & OPPONENTS	1908	N/A		Rube Marquard	28	Rube Marquard	250
	1909	N/A		Larry Cheney	19	Ralph Glaze	152
	1910	N/A		Omar Hardgrove	16	Omar Hardgrove	103
	1911	N/A		Fred Link	21	Fred Link	145
	1912	N/A		Loren Hixon	15	Loren Hixon	129
	1913	N/A		Otto Merz	15	W.H. Harrington	110
	1914	Joe Willis	2.57	Otto Merz	20	Joe Willis	142
	1915	Wilbur Schardt	2.77	Wilburt Schardt	21	Joe Willis	98
	1916	Paul Carter***	1.65	Rex Dawson	20	Fred Falkenberg	178
	1917	Fred Falkenberg	1.99	Dana Fillingim	20	Dana Fillingim	128
2019 REVIEW				Jake Northrop	20		
	1918	Jake Northrop	1.96	Jake Northrop	13	Fred Falkenberg	77
	1919	Tillar Cavet	2.26	Tillar Cavet	28	Tillar Cavet	127
	1920	John Jones	2.52	John Jones	20	John Jones	126
	1921	Tillar Cavet	3.29	Tillar Cavet	23	Jesse Petty	112
	1922	Tillar Cavet	3.17	Harry Weaver	20	Harry Weaver	104
	1923	William Burwell	3.58	Jesse Petty	19	Jesse Petty	115
	1924	Jesse Petty	2.83	Jesse Petty	29	Jesse Petty	149
	1925	William Burwell	2.73	William Burwell	24	Carmen Hill	100
	1926	John Wisner	3.16	William Burwell	21	Carmen Hill	106
PIRATES				Carmen Hill	21	Frank Henry	106
	1927	John Wisner	3.48	Gorham Leverett	15	Gorham Leverett	118
	1928	Steve Swetonic	3.00	Steve Swetonic	20	Ferdinand Schupp	128
	1929	Claude Jonnard	2.92	William Burwell	15	Ferdinand Schupp	123
	1930	William Burwell	4.02	William Burwell	17	Claude Jonnard	122
	1931	Berly Horne	4.50	William Burwell	17	Orel Hildebrand	99
	1932	N/A		Joe Heving	15	Archie Campbell	146
	1933	William Burwell	3.26	James Turner	17	Stewart Bolen	135
	1934	Robert Logan	3.66	Robert Logan	20	Stewart Bolen	177
	1935	Robert Logan	3.58	Vance Page	17	Phillip Gallivan	122
HISTORY	1936	Robert Logan	3.82	James Turner	18	Stewart Bolen	114
	1937	Clarence Phillips	4.10	Robert Logan	12	Lloyd Johnson	84
	1938	Vance Page	2.53	Vance Page	15	John Niggeling	113
	1939	John Niggeling	3.13	Charles Barrett	16	Donald French	124
	1940	John VanderMeer	2.40	Robert Logan	18	Robert Logan	104
	1941	Benjamin Wade	2.83	Raymond Starr	20	Raymond Starr	145
	1942	Robert Logan	2.72	Raymond Poat	15	Woodrow Rich	114
	1943	James Trexler	2.14	James Trexler	19	John Hutchings	105
GENERAL							

126

2020 INDIANAPOLIS INDIANS MEDIA GUIDE

YEARLY PITCHING LEADERS

Year	Leader	ERA	Leader	Wins	Leader	Strikeouts
1944	Robert Logan	3.08	Robert Logan	12	Woodrow Rich	103
1945	James Wallace	1.83	James Wallace	17	James Wallace	124
1946	Paul Derringer	2.65	Rex Cecil	11	Rex Cecil	114
			John Hutchings	11		
1947	Glenn Fletcher	3.68	Robert Malloy	14	Jack Hallett	136
1948	Chester Johnson	4.06	Robert Malloy	21	Chester Johnson	148
1949	Melvin Queen	2.57	Melvin Queen	22	Melvin Queen	178
1950	William Pierro	2.60	Royce Lint	12	Royce Lint	100
1951	Royce Lint	3.91	Forrest Lane	12	Inman Chambers	111
					John McCall	111
1952	George Zuverink	3.75	George Zuverink	12	Ray Narleski	132
1953	Richard Tomanek	3.11	Ed Blake	14	Richard Tomanek	158
1954	Herb Score	2.62	Herb Score	22	Herb Score***	330
1955	Hank Aguirre	3.24	Hank Aguirre	11	Richard Tomanek	125
1956	Buddy Lee Daley	2.31	Stan Pitula	15	John Gray	114
	John Gray	2.72				
1957	James McDonald	2.98	A. Barry Latman	13	A. Barry Latman	151
1958	Carl Thomas	2.82	Cloyd Boyer	13	Carl Thomas	121
1959	Kenneth McBride	2.79	Edward Hobaugh	13	Edward Hobaugh	118
			Gary Peters	13		
1960	Robert Botz	3.30	Cloyd Boyer	12	Arnold Earley	89
1961	Claude Osteen	3.53	Don Rudolph	18	Claude Osteen	132
1962	Glen Rosenbaum	2.56	Franklin Kruetzer	15	Al Worthington	149
			Al Worthington	15		
1963	Warren Hacker	2.54	Fritz Ackley	18	Franklin Kreutzer	157
	Fritz Ackley	2.76				
1964	Bruce Howard	2.20	Robert Locker	16	Robert Locker	178
1965	Manly Johnston	2.42	Dave DeBusschere	15	Dave DeBusschere	176
1966	Ron Willis	2.34	Manly Johnston	18	Ron Willis	115
	William Fischer	2.35				
1967	William Fischer	2.36	William Fischer	12	Steve Jones	101
1968	John Tsitouris	2.92	Don Secrist	11	Jose Pena	178
			Jose Pena	11		
1969	John Morris	3.23	William Short	12	William Short	145
1970	Ross Grimsley	2.73	Vern Geishert	12	Ross Grimsley	162
			Milt Wilcox	12		
1971	Milt Wilcox	2.21	Pedro Borbon	12	Pat Osburn	125
1972	Steve Blateric	1.58	Mel Behney	9	Steve Blateric	111
1973	Danny Osborn	2.56	Tom Carroll	15	Tom Carroll	137
1974	Patrick Darcy	3.41	Santo Alcala	12	Santo Alcala	113
			Patrick Darcy	12		
1975	Joe Henderson	2.41	Santo Alcala	13	Santo Alcala	118
	Pat Zachry	2.43				
1976	Joe Henderson	2.31	Manny Sarmiento	11	Larry Payne	128
1977	Thomas Hume	2.55	Mario Soto	11	Mario Soto	109
			Michael LaCoss	11		
1978	Michael LaCoss	3.46	Dan Dumoulin	12	Mario Soto	121
			David Moore	12		
1979	Bruce Berenyi	2.82	Jay Howell	10	Bruce Berenyi	136
1980	Scott Brown	3.44	Bill Kelly	11	Bruce Berenyi	121
1981	Charlie Liebrandt	2.93	Kip Young	10	Bill Dawley	109
1982	Bill Dawley	3.82	Bill Dawley	11	Bill Dawley	106
1983	Jeff Russell	3.55	Greg Harris	9	Greg Harris	146
1984	Chris Welsh	3.01	Chris Welsh	13	Joe Hesketh	135
1985	Steve Baker	3.91	Rich Stoll	9	Greg Bargar	119
			Steve Baker	9		
1986	Rodger Cole	3.29	Rodger Cole	12	Bob Owchinko	104
1987	Pascual Perez	3.79	Tim Barrett	10	Sergio Valdez	128
			Sergio Valdez	10		

ORGANIZATION

2020 INDIANS

IL & OPPONENTS

2019 REVIEW

PIRATES

HISTORY

GENERAL

	YEARLY PITCHING LEADERS						
	Year	Leader	ERA	Leader	Wins	Leader	Strikeouts
ORGANIZATION	1988	Jeff Fischer	2.69	Jeff Fischer	13	Bob Sebra	126
	1989	Rich Thompson	2.06	Mark Gardner	12	Mark Gardner	175
				Urbano Lugo	12		
	1990	Steve Fireovid	2.63	Scott Anderson	12	Scott Anderson	116
	1991	Eddie Dixon	2.91	Kent Bottenfield	8	Kent Bottenfield	108
	1992	Doug Simons	3.08	Kent Bottenfield	12	Kent Bottenfield	111
	1993	Matt Grott	3.59	Mike Anderson	10	Ross Powell	133
				Ross Powell	10		
	1994	Matt Grott	2.55	Matt Grott	10	Kevin Jarvis	90
				Kevin Jarvis	10		
2020 INDIANS	1995	Rick Reed	3.33	Roger Salkeld	12	Rick Reed	92
	1996	Scott Sullivan	2.73	Travis Buckley	11	Mike Remlinger	97
	1997	Gabe White	2.82	Giovanni Carrara	12	Scott Kligenbeck	119
				Scott Kligenbeck	12		
	1998	Mike Walker	3.17	Rodney Bolton	12	Rodney Bolton	117
	1999	Giovanni Carrara	3.47	Denny Harriger	14	Giovanni Carrara	114
	2000	Everett Stull	2.95	Horacio Estrada	14	Rafael Roque	111
	2001	Carlos Chantres	4.41	Tim Harikkala	11	Tim Harikkala	96
	2002	Andrew Lorraine	3.05	Everett Stull	11	Everett Stull	119
	2003	Pasqual Coco	4.80	Pasqual Coco	10	Pasqual Coco	100
IL & OPPONENTS	2004	Ben Hendrickson	2.02	Ben Hendrickson	11	Pedro Liriano	97
	2005	Zach Duke	2.92	Zach Duke	12	Ian Snell	104
	2006	Marty McLeary	2.68	Sean Burnett	8	Marty McLeary	115
				Brandon Duckworth	8		
	2007	John Van Benschoten	2.56	Bryan Bullington	11	Marty McLeary	95
	2008	Jason Davis	4.41	John Van Benschoten	7	Jimmy Barthmaier	71
	2009	Daniel McCutchen	3.47	Daniel McCutchen	13	Daniel McCutchen	110
	2010	Jeremy Powell	4.62	Jeremy Powell	11	Michael Crotta	89
	2011	Justin Wilson	4.13	Justin Wilson	10	Sean Gallagher	98
	2012	Jeff Locke	2.48	Rick van den Hurk	13	Justin Wilson	138
2019 REVIEW	2013	Kris Johnson	2.39	Kris Johnson	10	Andy Oliver	138
	2014	Casey Sadler	3.03	Casey Sadler	11	Adam Wilk	106
	2015	Wilfredo Boscan	3.07	Chris Volstad	11	Chris Volstad	97
	2016	Tyler Glasnow	1.87	Frank Duncan	9	Tyler Glasnow	133
	2017	Steven Brault	1.94	Steven Brault	10	Tyler Glasnow	140
				Clay Holmes	10		
	2018	J.T. Brubaker	3.10	Tyler Eppler	13	Tyler Eppler	118
	2019	Mitch Keller	3.56	Keller/James Marvel/Alex McRae	7	Mitch Keller	123
PIRATES							
HISTORY							
GENERAL							

*Team ERA leader must have at least 100.0 IP

*ERA was not compiled prior to 1914 (exception in NL, 1887-89)

***Bold indicates league leader (0.8 IP/league game)**

***Current single-season pitching record in American Association history

*Team ERA leader must have at least 100.0 IP
 *ERA was not compiled prior to 1914 (exception in NL, 1887-89)
 ***Bold indicates league leader (0.8 IP/league game)**
 ***Current single-season pitching record in American Association history

YEARLY PITCHING LEADERS

Year	Leader	Saves	Year	Leader	Saves
1969	Ronald Welsch	12	1994	Richard DeLucia	19
1970	Dooley Womack	14	1995	Scott Service	18
1971	Pedro Borbon	9	1996	Scott Service	15
	Jim Cosman	9		Jerry Spradlin	15
1972	Steve Blateric	13	1997	Scott Service***	15
1973	Rawly Eastwick	8	1998	Todd Williams	26
	Danny "Ozzie" Osborn	8	1999	Todd Williams	24
1974	Rawly Eastwick	6	2000	Bob Scanlan	35
1975	Joe Henderson	8	2001	Brandon Kolb	14
1976	Joe Henderson	10	2002	Brian Mallette	25
1977	Joe Henderson	9	2003	Roberto Giron	15
1978	Douglas Corbett	12	2004	Jason Childers	15
1979	Douglas Corbett	8	2005	Mark Corey	28
1980	Geoff Combe	23	2006	Jonah Bayliss	23
1981	Scott Brown	13	2007	Franquelis Osoria	11
1982	Brad Lesley	14	2008	Jesse Chavez	14
1983	Rich Carlucci	11	2009	Chris Bootcheck	20
1984	Richard Grapenthin	18	2010	Jean Machi	23
1985	Richard Grapenthin	11	2011	Tim Wood	23
1986	Randy St. Claire	15	2012	Tim Wood	21
1987	Jeff Parrett	9	2013	Vic Black	17
	Mike Smith	9	2014	Andy Oliver	13
1988	Richard Sauveur	10	2015	Blake Wood	29
1989	Jay Baller	34	2016	Jorge Rondon	12
1990	Robert W. Malloy	6	2017	Dovydas Neverauskas	13
1991	Douglas Piatt	13	2018	Johnny Hellweg	11
1992	Dave Wainhouse	21	2019	Montana DuRapau	10
1993	Scott Ruskin	28			

*Saves were not compiled prior to 1969

***Bold indicates league leader**

***Scott Service led Indy with 15 saves in 1997; also had nine saves with Omaha to lead the American Association with 24 saves



Montana DuRapau converted all 10 of his save opportunities for the Tribe in 2019, third most in the International League. (Photo by Adam Pintar)

ORGANIZATION

2020 INDIANS

IL & OPPONENTS

2019 REVIEW

PIRATES

HISTORY

GENERAL

FRANCHISE RECORDS

Career Batting Leaders

Batting Average *(Min. 200 AB)*

Jim Dyc	.378
Benny Kauff*	.370
M. L. "Biddy" Dolan*	.368
Champ Summers	.368
Vernon Washington	.367

Games

Edward Sicking	1,213
Walter Reh	1,112
Alex Reilley	1,003
Ted Beard	977
John L. Riddle	971

At-Bats

Edward Sicking	4,691
Walter Reh	4,210
Alex Reilley	3,649
Otto Williams	3,434
John L. Riddle	3,206

Runs

Edward Sicking	788
Ted Beard	683
Walter Reh	682
Alex Reilley	517
Wid Matthews	473

Hits

Edward Sicking	1,414
Walter Reh	1,282
Alex Reilley	1,012
John L. Riddle	986
Ted Beard	880

Doubles

Edward Sicking	210
Walter Reh	205
John L. Riddle	193
Ted Beard	139
Razor Shines	138

Triples

Walter Reh	86
Ted Beard	76
Henry Schreiber	62
Clarence Covington	52
Edward Sicking	50

Home Runs

David Revering	92
Jim Hicks	71
Rocky Colavito	68
Razor Shines	68
Arturo DeFreites	66

RBI

Walter Reh	547
Edward Sicking	496
John L. Riddle	483
Razor Shines	404
Henry Schreiber	400

Walks

Ted Beard	707
Edward Sicking	471
Wayne Blackburn	418
Clarence Covington	343
Walter Reh	299

Strikeouts

Ted Beard	521
Jim Hicks	401
Brian Bixler	377
Edison Ambrister	362
Arturo DeFreites	351

Stolen Bases

Alex Reilley	282
Otto Williams	164
Herman Bronkie	152
Edward Sicking	138
Walter Reh	133

Career Pitching Leaders

Wins

William Burwell	175
Robert Logan	157
Carmen Hill	95
Tillar Cavet	90
Jesse Petty	88

Losses

William Burwell	143
Robert Logan	126
Clinton Rogge	84
Otto Merz	79
Carmen Hill	78

Games

Robert Logan	421
William Burwell	395
Tillar Cavet	252
Warren Hacker	245
Dave Tomlin	229

Saves**

Scott Service	65
Todd Williams	52
Randy St. Claire	49
Tim Wood	44
Rich Sauveur	39

Innings Pitched

William Burwell	2,746.0
Robert Logan	2,474.0
Tillar Cavet	1,497.0
Clinton Rogge	1,411.0
Jesse Petty	1,347.0

Strikeouts

Robert Logan	1,019
William Burwell	635
Stewart Bolen	587
Jesse Petty	565
Herb Score	530

*Benny Kauff and M. L. Dolan produced their .370 and .368 career averages in the Federal League

**Saves were not recorded prior to 1969

FRANCHISE RECORDS

Single-Season Batting Leaders

Batting Average *(27 P/League game)*

A. E. "Reb" Russell	.385 (1927)
John Cooney	.371 (1935)
Francis Sigafoos	.370 (1933)
Champ Summers	.368 (1978)
Vernon Washington	.367 (1934)

Hits

Ralph Shinnars	236 (1921)
Francis Sigafoos	235 (1933)
John Cooney	224 (1935)
Len Koenecke	224 (1931)
Edward Brown	224 (1923)

Home Runs

Rocky Colavito	38 (1954)
Champ Summers	34 (1978)
Wally Post	33 (1953)
Arturo DeFreites	32 (1978)
Cliff Cook	32 (1961)

Strikeouts

Will Craig	146 (2019)
Mike Fuentes	133 (1984)
John Hale	133 (1980)
Willy Garcia	131 (2016)
Brian Bixler	131 (2007)

At-Bats

Robert Fausett	688 (1936)
John Leary	686 (1916)
Ralph Shinnars	683 (1921)
Walter Rehg	657 (1923)
Edward Sicking	653 (1924)

Doubles

Francis Sigafoos	53 (1933)
Ralph Shinnars	50 (1921)
Ernest Krueger	45 (1924)
Vincent Shupe	44 (1946)
Edward Brown	44 (1922)

RBI

Leslie Fleming	143 (1948)
Edward Brown	133 (1922)
Len Koenecke	131 (1931)
Ernest Krueger	128 (1924)
Francis Sigafoos	126 (1933)

Stolen Bases

Doug Baird	72 (1921)
Joe Kelly	61 (1915)
Edwin Stroud	57 (1966)
Gary Redus	54 (1982)
Ralph Shinnars/William Fox	52 (1921/1903)

Runs

Len Koenecke	141 (1931)
Ralph Shinnars	138 (1921)
Ted Beard	131 (1948)
Lloyd Christenbury	131 (1923)
George Hogriever	124 (1902)

Triples

Ralph Shinnars	26 (1921)
Henry Schreiber	21 (1921)
Len Koenecke	19 (1931)
Edward Brown	19 (1923)
Tom McCreery	19 (1904)

Walks

Ted Beard	132 (1949)
Ted Beard	128 (1948)
Minor Heath	127 (1935)
Rudolph Meoli	113 (1977)
Leslie Fleming	103 (1948)

Hitting Streak (games)

Francis Sigafoos	38 (1933)
Ed Stevens	33 (1951)
Rajai Davis	21 (2007)
Eduardo Perez	21 (1996)
Todd Haney	20 (1991)

Single-Season Pitching Leaders

Wins

Jesse Petty	29 (1924)
Tillar Cavet	28 (1919)
Rube Marquard	28 (1908)
Winford Kellum	25 (1903)
Winford Kellum	25 (1902)

Saves**

Bob Scanlan	35 (2000)
Jay Baller*	34 (1989)
Blake Wood	29 (2015)
Mark Corey	28 (2005)
Scott Ruskin	28 (1993)

Losses

Otto Merz	25 (1912)
Harry Allemang	23 (1904)
John Fisher	22 (1906)
William Burwell	21 (1923)
Carmen Hill	21 (1923)

Walks

Harry Weaver	173 (1922)
Dan Tipple	140 (1915)
Herb Score	140 (1954)
W. H. Harrington	137 (1913)
Rube Marquard	135 (1908)

Games

Mike Walker	78 (1998)
Douglas Corbett	69 (1979)
George Spencer	68 (1957)
Francis Barrett	65 (1947)
Warren Hacker	65 (1964)

Strikeouts

Herb Score*	330 (1954)
Rube Marquard	250 (1908)
Jose Pena	178 (1968)
Robert Locker	178 (1964)
Melvin Queen/Fred Falkenberg	178 (1949/1916)

*Herb Score's 330 strikeouts in 1954 and Jay Baller's 34 saves in 1989 are American Association records

**Saves were not recorded prior to 1969

FRANCHISE RECORDS

Career Individual Batting Records

Individual Batting	No.	Player
Average (<i>Min. 200 AB</i>).....	378	Jim Dyck
Games.....	1,213	Edward Sicking
At-Bats.....	4,691	Edward Sicking
Runs.....	788	Edward Sicking
Hits.....	1,414	Edward Sicking
Doubles.....	210	Edward Sicking
Triples.....	86	Walter Rehg
Home Runs.....	92	David Revering
RBI.....	547	Walter Rehg
Walks.....	707	Ted Beard
Strikeouts.....	521	Ted Beard
Stolen Bases.....	282	Alex Reilly
Hitting Streak (<i>games</i>).....	38	Francis Sigafoos

Single-Season Individual Batting Records

Individual Batting	No.	Player	Year
Average (<i>2.7 PA/league game</i>).....	385	A.E. Russell	1927
Games.....	170	John Leary	1916
At-Bats.....	688	Robert Fausett	1936
Runs.....	141	Len Koenecke	1931
Hits.....	236	Ralph Shinnors	1921
Doubles.....	53	Francis Sigafoos	1933
Triples.....	26	Ralph Shinnors	1921
Home Runs.....	38	Rocky Colavito	1954
RBI.....	143	Leslie Fleming	1948
Walks.....	132	Ted Beard	1949
Strikeouts.....	146	Will Craig	2019
Stolen Bases.....	72	Doug Baird	1921
Hitting Streak (<i>games</i>).....	38	Francis Sigafoos	1933

Career Individual Pitching Records

Individual Pitching	No.	Player
Wins.....	175	William Burwell
Losses.....	143	William Burwell
Games.....	421	Robert Logan
Games Started.....	234	Robert Logan
Shutouts.....	2	Several Players
Saves.....	65	Scott Service
Innings Pitched.....	2,746.0	William Burwell
Hits Allowed.....	3,080	William Burwell
Runs Allowed.....	1,414	William Burwell
Home Runs Allowed.....	61	Cloyd Boyer
Walks Allowed.....	631	Robert Logan
Strikeouts.....	1,019	Robert Logan

Single-Season Individual Pitching Records

Individual Pitching	No.	Player	Year
Wins.....	29	Jesse Petty	1924
Losses.....	25	Otto Merz	1912
Games.....	78	Mike Walker	1998
Games Started.....	35	Ray Starr	1941
Shutouts.....	2	Four Players	N/A
Saves.....	35	Bob Scanlan	2000
Innings Pitched.....	367.0	Rube Marquard	1908
Hits Allowed.....	411	William Burwell	1923
Runs Allowed.....	181	Carmen Hill	1923
Home Runs Allowed.....	27	Mario Soto	1978
Walks Allowed.....	173	Harry Weaver	1922
Strikeouts.....	330	Herb Score	1954

FRANCHISE RECORDS

Single-Season Team Batting Records

Team Batting	High	Year	Low	Year
Average*	290	1987	240	1975
At-Bats*	5,450	1959	4,224	1976
Runs	1,284	1931	291	1918
Run Differential*	+197	1948	-118	1980
Hits	2,230	1931	612	1918
Doubles	378	1931	78	1918
Triples	133	1922	22	1992
Home Runs	193	1995	7	1918
RBI	1,049	1931	460	1972
Walks*	738	1949	336	1968
Strikeouts*	1,198	2019	446	1943
Stolen Bases	240	1916, 1915	30	1957
On-Base Percentage*	376	1949	299	1968
Slugging Percentage*	464	1995	334	1941
Total Bases*	2,267	1995	1,507	1976
Hit by Pitch*	98	2007	15	1947
Sacrifice Bunts*	131	1942	25	1995

*Categories only available from 1941-present

Single-Season Team Pitching Records

Team Pitching	High	Year	Low	Year
ERA	5.47	1930	2.34	1916
Complete Games	131	1904	0	2008
Shutouts	20	1975	3	1981
Saves	52	1984	19	1975
Innings Pitched	1,730.0	1927	738.0	1918
Hits Allowed	2,032	1931	656	1918
Runs Allowed	1,087	1927	275	1918
Earned Runs Allowed	852	1927	201	1918
Home Runs Allowed	158	2019	57	1989
Hit Batters	80	2010	14	1983, 1967, 1966
Walks Allowed	670	1949	210	1918
Strikeouts	1,244	2019	242	1918
Wild Pitches	90	1998	9	1917



Mitch Keller accounted for 123 of Indy's franchise record 1,244 strikeouts in 2019.
(Photo by Adam Pintar)

2019 INDIANS - 1244 SO

PITCHER	SO	PITCHER	SO
Agrazal, Dario	55	Lyons, Tyler	55
Brault, Steven	2	Markel, Parker	13
Brentz, Jake	41	Marvel, James	53
Brubaker, JT	20	Maurer, Brandon	7
Cederlind, Blake	5	McRae, Alex	101
Davis, Rookie	40	Neverauskas, Dovydas	73
DuRapau, Montana	57	Ponce, Cody	20
Eckelman, Matt	2	Ramirez, Yefry	58
Escobar, Elvis	2	Rios, Yacksel	12
Escobar, Luis	57	Rodriguez, Richard	3
Feliz, Michael	22	Shuck, JB	23
Franklin, Nick	1	Stratton, Chris	4
Hartlieb, Geoff	50	Sweeney, Darnell	2
Holmes, Clay	13	Vasquez, Pedro	10
Kela, Keone	7	Vera, Eduardo	83
Keller, Mitch	123	Vieaux, Cam	61
Keselica, Sean	49	Waddell, Brandon	69
Liranzo, Jesus	30	Weiman, Blake	10
Lyles, Jordan	7	Williams, Trevor	5

Led by the International League's Most Valuable Pitcher Mitch Keller, the Indianapolis Indians pitching staff established a franchise record with 1,244 strikeouts during the regular season.

VICTORY FIELD ERA RECORDS

Single-Game Team Batting Records

Team Batting	Record	Home/Road
Most Runs	21	19 - 5/6/04 vs. CHA (19-3) 21 - 7/6/17 at COL (21-1)
Most Runs, Both Clubs	33	33 - 4/24/98 vs. DUR (12-21) 27 - 6/3/16 at TOL [13] (16-11) 5/30/99 at PAW (12-15) 7/20/98 at ROC (7-20) 7/3/97 at NAS (16-11)
Most Runs, Inning	11	10 - 6/23/97 vs. IOWA (4th inn.) 11 - 6/8/00 at OTT (3rd inn.)
Most Hits	23	22 - 5/31/05 vs. LOU 7/23/01 vs. TOL 23 - 4/27/18 at COL
Most Doubles	11	8 - 7/23/01 vs. TOL 11 - 7/8/11 at LOU
Most Triples	(4x) 3	3 - 5/28/15 vs. LOU 5/25/12 vs. LOU 3 - 4/22/16 at LOU 6/3/10 at GWN
Most Home Runs	(2x) 7	5 - 6/27/10 vs. TOL 7 - 7/6/17 at COL 7/3/97 at NAS
Most Home Runs, Both Clubs	10	10 - 7/3/97 at NAS
Most Home Runs, Inning	(2x) 4	4 - 4/26/16 at DUR (9th inn.) 5/20/98 at PAW (5th inn.)
Most RBI	21	18 - 5/6/04 vs. CHA 21 - 7/6/17 at COL
Most Stolen Bases	9	9 - 5/4/09 vs. SWB 6 - 4/19/07 at NOR
Most Walks	(2x) 13	11 - 7/5/00 (2) vs. NOR 8/12/97 vs. NAS 13 - 7/6/17 at COL 7/6/98 at LOU
Most Strikeouts	22	22 - 4/22/19 vs. LOU 17 - 6/12/05 at ROC 5/2/98 at COL
Most Hit By Pitch	6	4 - MR: 7/16/07 vs. SWB 6 - 7/17/09 at PAW
Most Left on Base	17	17 - 8/1/15 vs. CHA 16 - 6/15/18 at COL 7/10/13 at COL 7/17/09 at PAW

VICTORY FIELD ERA RECORDS

Single-Game Team Pitching Records

Team Pitching	Record	Home/Road
Most Runs Allowed	21	21 - 4/24/98 vs. DUR 20 - 7/20/98 at ROC
Most Hits Allowed	23	23 - 5/9/14 vs. NOR 21 - 7/12/07 at ROC
Most Home Runs Allowed	7	7 - 7/15/19 vs. SYR 6 - 6/21/15 at CHA 5/19/12 at BUF 7/28/05 at SYR
Most Hit Batters	(3x) 4	4 - 4/6/18 vs. COL 4/26/14 vs. SYR 7/20/05 vs. SYR 3 - 8/6/19 at NOR 6/23/15 at GWN 6/12/10 at SWB 5/1/03 at RIC 8/12/02 at TOL 7/26/00 at PAW 4/10/00 at NOR 7/23/99 at NOR 4/16/98 at CHA
Most Walks Allowed	14	14 - 7/6/09 vs. LOU 12 - 9/1/15 at COL
Most Strikeouts	20	19 - 7/30/17 vs. PAW 20 - 8/15/03 (1) at CHA
Most Wild Pitches	6	4 - 4/10/05 vs. PAW 6 - 7/19/97 at NO

Low-Hit Games in Victory Field Era

No Hitters:

8/9/12 vs. CHA - **Justin Wilson** (8.0ip, 0h, 0r, 0er, 1bb, 5k) - Win, 3-0
 4/29/12 at DUR - **Justin Wilson/Jose Diaz/Doug Slaten** - Win, 2-0
 5/15/05 vs. NOR - **Ian Snell** (9.0ip, 0h, 0r, 0er, 1bb, 9k) - Win, 4-0

One-Hitters:

7/24/19 at SYR - **James Marvel/Montana DuRapau/Dovydas Neverauskas** - Win, 1-0
 7/18/19 vs. SYR - **James Marvel/Keone Kela/Jake Brentz/Geoff Hartlieb** - Win, 9-1
 *7/29/18 (2) at BUF - **Damien Magnifico/Jesus Liranzo** - Win, 2-0
 4/23/16 at LOU - **Jameson Taillon/Jorge Rondon/Trey Haley** - Win, 1-0
 4/13/13 (2) at COL - **Brooks Brown/Ryan Reid/Vic Black** - Win, 5-0
 4/22/08 - **John Van Benschoten/Mike Thompson/Romulo Sanchez/Jonah Bayliss** - Win, 7-0
 7/14/00 (2) at TOL - **Ben Sheets** (7.0ip, 1h, 1r, 0er, 0bb, 8k) - Win, 2-1
 8/23/97 vs. LOU - **Steve Parris** (9.0ip, 1h, 0r, 0er, 3bb, 11k) - Win, 2-0
 7/24/96 (1) at NO - **Travis Buckley** (6.0ip, 1h, 1r, 1er, 2bb, 1k) - Loss, 1-0

*The Indians played as the away team in Game 2 of a doubleheader at Victory Field

No-Hitters Prior to Victory Field Era

8/6/88 at Nashville - **Randy Johnson/Pat Pacillo** (8 IP) - Loss, 1-0
 8/27/85 (1) vs. Buffalo - **Rich Stoll** (7.0ip, 0h, 0r, 0er, 1bb, 4k) - Win, 3-0
 8/29/79 at Evansville - **Paul Moskau/Davis May/Sheldon Burnside/Angel Torres** - Win, 5-0
 5/24/74 at Omaha - **Tom Carroll** (9.0ip, 0h, 0r, 0er, 2bb, 5k) - Win, 2-0
 7/4/70 (1) vs. Evansville - **Milt Wilcox** (7.0ip, 0h, 0r, 0er, 3bb, 3k) - Win, 2-0
 7/24/59 vs. Minneapolis - **Gary Peters** (9.0ip, 0h, 0r, 0er, 5bb, 4k) - Win, 5-0
 5/17/45 at Kansas City - **Edward Wright** (9.0ip, 0h, 0r, 0er, 3bb, 7k) - Win, 2-0
 9/2/1916 vs. Columbus - **Victor Aldridge** - Win, 3-0
 6/25/1915 vs. Cleveland - **Dan Tipple** - Win, 6-0
 9/3/1908 at Columbus - **Rube Marquard** - Win, 7-0

VICTORY FIELD ERA RECORDS

Single-Game Individual Batting Records

Individual Batting	Record	Home/Road
Most At-Bats	9	7 - MR: Willy Garcia, Alen Hanson, Gustavo Nunez, 8/1/15 vs. CHA 9 - Alex Presley, 7/10/13 at COL
Most Runs	5	4 - MR: Steve Pearce, 5/29/09 vs. PAW 5 - Chris Jones, 6/8/00 at OTT
Most Hits	(13x) 5	5 - MR: Kevin Newman, 8/7/18 vs. LHV 5 - MR: Kevin Kramer, 7/19/18 at GWN
Most Doubles.....	(16x) 3	3 - MR: Josh Bell, 6/11/16 vs. SYR 3 - MR: Jaff Decker, 6/27/14 at DUR
Most Triples	(8x) 2	2 - MR: Trayvon Robinson, 4/12/19 vs. CHA 2 - MR: Willy Garcia, 4/27/16 at NOR
Most Home Runs.....	3	3 - Micah Franklin, 9/1/01 vs. TOL 2 - MR: Mitchell Tolman, 8/21/19 (2) at TOL
Most RBI.....	7	7 - Jacob Stallings, 5/31/16 vs. ROC 6 - MR: Jose Osuna, 5/25/19 at COL
Most Stolen Bases	5	5 - Nyjer Morgan, 8/15/08 vs. DUR 4 - Rajai Davis, 8/4/06 at COL
Most Walks	4	4 - MR: Steve Pearce, 4/22/10 vs. LOU 4 - Several Times
Most Strikeouts.....	5	5 - Larry Broadway, 4/12/09 vs. TOL 4 - MR: Will Craig, 7/13/19 at COL
Longest Hitting Streak.....	21	Rajai Davis, 5/12-6/3/07
Consec. Games w/ HR.....	5	Ryan Thompson, 4/12-16/02 (7 HR)

Three-Homer Games

Victory Field Era:

9/1/01 vs. Toledo - Micah Franklin

Prior to Victory Field Era:

8/22/95 at Omaha - Willie Greene
4/11/93 vs. Oklahoma City - Brian Dorsett
6/3/86 vs. Oklahoma City - Mike Hocutt
5/10/84 vs. Evansville - Mike Stenhouse
6/27/81 at Springfield - Nick Esasky
8/25/65 at Oklahoma City - Dick Kenworthy

Hitting For The Cycle

*8/7/18 vs. LHV - **Kevin Newman** (5-for-5, 2 2B, 2 R, 3 RBI)
*8/7/18 vs. LHV - **Jacob Stallings** (4-for-5, 2 R, 3 RBI)
4/22/16 at LOU - **Josh Bell** (4-for-5, 2 R, 5 RBI)
6/2/12 vs. SYR - **Jeff Clement** (4-for-4, 2 R, 3 RBI)
6/27/10 vs. TOL - **Alex Presley** (5-for-6, 2 1B, 2 R, 2 RBI)
7/10/03 vs. NOR - **Jason Conti** (4-for-5, 3 R, 3 RBI)

*Both cycles were completed in the 8th inning

VICTORY FIELD ERA RECORDS

Single-Game Individual Pitching Records

Individual Pitching	Record	Home/Road
Most Hits Allowed	(2x) 14	14 - Kyle Peterson, 7/26/01 vs. PAW 14 - John Snyder, 7/14/01 at DUR
Most Runs Allowed	(3x) 11	11 - MR: Runelvys Hernandez, 7/22/07 vs. DUR 11 - Cory Stewart, 6/29/05 at OTT
Most ER Allowed	(7x) 10	10 - MR: Hansel Izquierdo, 7/20/05 vs. SYR 10 - MR: Casey Sadler, 6/21/15 at CHA
Most HR Allowed*	(4x) 4	4 - MR: Daniel McCutchen, 8/27/2008 vs. LOU 4 - MR: Casey Sadler, 6/21/15 at CHA
Most Hit Batters	(4x) 3	3 - MR: Rick van den Hurk, 6/28/12 vs. TOL 2 - MR: Luis Escobar, 8/6/19 at NOR
Most Walks	(8x) 7	7 - MR: Alex McRae, 8/4/19 vs. COL 7 - MR: Luis Munoz, 4/6/08 at PAW
Most Strikeouts.....	17	17 - Ian Snell, 6/28/09 vs. TOL 13 - MR: Mitch Keller, 6/7/19 at TOL
Most Wild Pitches	5	4 - Bobby Bradley, 4/10/05 vs. PAW 5 - Jeff Tabaka, 7/19/97 at NO
Fewest Hits, CG (9-Inn.)	0	0 - Ian Snell, 5/15/05 vs. NOR 2 - MR: Jimmy Osting, 5/7/02 at PAW
Fewest Hits, CG	0	0 - Justin Wilson, 8/9/12 vs. CHA (8.0 inn.) 1 - MR: Ben Sheets, 7/14/00 (2) at TOL (7.0 inn)
Most Consecutive Strikeouts.....	13	13 - Ian Snell, 6/28/09 vs. TOL

**(Thru '05 MLBAM Data Tracking)*

10+ Strikeouts In A Game (By Most K)

6/28/09 vs. TOL - Ian Snell (17k, 7.0ip)	4/27/19 at CHA - Mitch Keller (10k, 5.0ip)
4/28/98 vs. CHA - Steve Parris (16k, 7.0ip)	7/5/18 vs. LOU - Mitch Keller (10k, 6.0ip)
6/7/19 at TOL - Mitch Keller (13k, 5.0ip)	4/7/18 vs. COL - Tyler Eppler (10k, 5.2ip)
7/1/06 at TOL - Oliver Perez (13k, 7.0ip)	4/6/18 vs. COL - Nick Kingham (10k, 5.0ip)
8/2/19 vs. COL - Mitch Keller (12k, 6.0ip)	8/17/17 at BUF - Tyler Glasnow (10k, 6.2ip)
7/30/17 vs. PAW - Tyler Glasnow (12k, 6.1ip)	6/19/17 vs. TOL - Drew Hutchison (10k, 7.0ip)
6/26/17 vs. DUR - Tyler Glasnow (12k, 7.0ip)	9/1/16 (2) vs. LOU - Trevor Williams (10k, 6.1ip)
6/27/09 vs. TOL - Tom Gorzelanny (12k, 5.0ip)	5/28/14 vs. BUF - Vance Worley (10k, 8.0ip)
6/17/07 at DUR - John Wasdin (12k, 7.2ip)	4/19/13 at LOU - Andy Oliver (10k, 6.0ip)
5/31/98 vs. RIC - Steve Parris (12k, 8.0ip)	8/29/11 at TOL - Nelson Figueroa (10k, 9.0ip)
5/8/97 vs. OMA - Brett Tomko (12k, 6.1ip)	5/17/10 at TOL - Brad Lincoln (10k, 7.0ip)
8/11/17 vs. SYR - Tyler Glasnow (11k, 7.0ip)	8/10/08 at ROC - Tom Gorzelanny (10k, 5.2ip)
7/20/17 at GWN - Tyler Glasnow (11k, 6.0ip)	6/16/07 at DUR - Shane Youman (10k, 7.1ip)
7/1/17 vs. LOU - Tyler Glasnow (11k, 5.2ip)	6/14/06 at ROC - Tom Gorzelanny (10k, 7.0ip)
6/20/17 vs. TOL - Tyler Glasnow (11k, 5.0ip)	8/14/04 at LOU - Travis Phelps (10k, 7.0ip)
5/14/16 at SWB - Jameson Taillon (11k, 6.0ip)	8/7/04 vs. CHA - Jorge De La Rosa (10k, 6.0ip)
5/07/16 vs. LOU - Tyler Glasnow (11k, 7.0ip)	7/17/04 vs. PAW - Adrian Hernandez (10k, 7.0ip)
4/27/16 at NOR - Steven Brault (11k, 6.0ip)	7/8/04 vs. OTT - Adrian Hernandez (10k, 5.2ip)
4/26/16 at DUR - Tyler Glasnow (11k, 6.0ip)	8/3/03 vs. DUR - Luis Martinez (10k, 8.0ip)
5/27/12 at LOU - Jeff Locke (11k, 6.1ip)	6/17/02 (1) at OTT - Jimmy Osting (10k, 7.0ip)
7/9/06 vs. TOL - Marty McLeary (11k, 6.1ip)	7/10/97 vs. NO - Giovanni Carrara (10k, 7.0ip)
5/3/05 at TOL - Zach Duke (11k, 6.2ip)	5/6/97 at IOW - Roger Salkeld (10k, 6.0ip)
8/23/97 vs. LOU - Steve Parris (11k, 9.0ip)	
6/11/97 vs. OKC - Scott Klingensbeck (11k, 8.0ip)	

Career Leaders:

- 9 - Tyler Glasnow
- 4 - Mitch Keller
- 3 - Tom Gorzelanny
- 3 - Steve Parris
- 2 - Adrian Hernandez

ORGANIZATION

2020 INDIANS

IL & OPPONENTS

2019 REVIEW

PIRATES

HISTORY

GENERAL

VICTORY FIELD ERA RECORDS

Single-Season Team Batting

Team Batting	High	Year	Low	Year
Batting Average	.284	1999	.248	2002
Batting Average, Month (Not Incl. Sept.)*	.292	Aug. 2009	.224	July 2016
At-Bats	4,977	1999	4,624	2019, 2018
Runs	788	1999	526	2002
Runs, Month (Not Incl. Sept.)	192	June 1999	72	April 2003
Run Differential	+162	2012	-89	2002
Hits	1,411	1999	1,170	2019, 2002
Doubles	310	2018	227	2015
Triples	45	2015, 2011	25	2003
Home Runs	160	1998	70	2015
HR, Home*	81	2005	24	2015
HR, Road*	76	2019, 2005	44	2012
HR, Month (Not Incl. Sept.)*	39	June 2005	6	April 2018
Grand Slams*	6	2007	(6x) 1	2017, '15, '14, '12, '09, '06
RBI	748	1999	493	2002
RBI, Month (Not Incl. Sept.)*	158	June 2005	75	April 2015
Total Bases	2,235	1999	1,744	2002
Walks	587	1998	369	2003
Strikeouts	1,198	2019	845	2004
Stolen Bases	198	2008	69	2019
Caught Stealing	80	2016, 2008	39	2001
On-Base Percentage	.354	1998	.316	2002
Slugging Percentage	.449	1999	.369	2015
Grounded into Double Play	132	1999	74	2004
Hit by Pitch	98	2007	24	2016
Sacrifice Bunts	77	2015	28	2019, 1999
Sacrifice Flies	51	2014, 1999	30	2006

Miscellaneous:

Consecutive Games Scoring 10+ Runs:.....(2x) 3, 5/31-6/2/13 at COL
 6/9-11/99 vs. DUR/at CHA (2x)
 Consecutive Games w/HR:.....17, 6/26-7/13/98

Single-Season Team Pitching

Team Pitching	High	Year	Low	Year
ERA	4.95	1999	3.09	2015
Complete Games	8	1997	0	2008
Shutouts	19	2016	5	2002
Saves	48	2006, 1997	27	2001
Innings Pitched	1,298.1	2013	1,205.2	2018
Hits Allowed	1,386	1999	1,119	2012
Runs Allowed	773	1999	500	2012
Earned Runs Allowed	696	1999	441	2015
Home Runs Allowed	158	2019	63	2015
Hit Batters	80	2010	34	2006
Walks Allowed	564	1998	393	2006
Strikeouts	1,244	2019	854	1999
Wild Pitches	90	1998	29	2002
Average Against	.283	1999	.233	2012

Miscellaneous:

Consecutive Shutouts:.....2, MR: 5/29-30/19 vs. CHA
 Consecutive Shutout Innings*:.....29.0, 4/27-30/12 at DUR
 Consecutive Games Allowing 10+ Runs:.....4, 8/8-11/98 vs. DUR (3x)/vs. NOR
 Consecutive Games Allowing HR:.....13, 6/16 (1)-28/19

**(Thru '05 MLBAM Data Tracking)*

VICTORY FIELD ERA RECORDS

Single-Season Individual Batting Records

Individual Batting	No.	Player	Year
Batting Average (Min. 2.7 PA/League Game).....	331	Roberto Petagine	1998
Batting Average, Month* (Min. 75 AB).....	432	Brock Holt	Aug. 2012
Games.....	142	Matt Hague	2013
At-Bats.....	536	Matt Hague	2013
Runs.....	102	Damian Jackson	1998
Runs, Month*.....	28	Austin Meadows	May 2017
Hits.....	166	D.T. Cromer	1999
Hits, Month*.....	43	Josh Bell	June 2016
Singles.....	113	Matt Hague	2011
Doubles.....	37	(5x) MR: Matt Hague	2013
Triples.....	13	Starling Marte	2012
Home Runs.....	30	D.T. Cromer	1999
Home Runs, Month*.....	10	Michael Ryan/Brad Eldred	July 2007/July 2005
Grand Slams*.....	2	Josh Bell/Brandon Moss/Jose Hernandez	2016/2010/2007
Extra-Base Hits.....	71	D.T. Cromer	1999
Total Bases.....	301	D.T. Cromer	1999
RBI.....	109	Roberto Petagine	1998
RBI, Month*.....	31	Brandon Moss	July 2010
Walks.....	90	Max Moroff	2016
Strikeouts.....	146	Will Craig	2019
Stolen Bases.....	45	Rajai Davis	2006
Stolen Bases, Month*.....	15	Felix Pie/Rajai Davis	May 2013/May 2007
Caught Stealing.....	19	Andrew McCutchen	2008
Slugging Percentage (Min. 2.7 PA/League Game).....	617	Roberto Petagine	1998
On-Base Percentage (Min. 2.7 PA/League Game).....	436	Roberto Petagine	1998
Sacrifice Flies.....	10	Neil Walker/Peter Zoccolillo	2008/2003
Sacrifice Hits.....	13	Gustavo Nunez	2015
Grounded Into Double Play.....	21	Willy Garcia	2016
Hit By Pitch.....	18	Luis Matos	2007

**(Thru '05 MLBAM Data Tracking)*

Indians Leadoff Home Runs (Since 2005)

Date	Player	Date	Player
4/5/19 at COL	Cole Tucker	4/18/10 vs. TOL	Neil Walker
5/21/19 at LOU	Jason Martin	8/6/10 (2) at DUR	Kevin Melillo
		8/16/10 vs. SYR	Kevin Melillo
5/12/18 vs. COL	Kevin Newman	4/21/09 at TOL	Andrew McCutchen
5/23/18 vs. LOU	Max Moroff	5/31/09 vs. PAW	Andrew McCutchen
6/3/18 vs. SWB	Christopher Bostick	7/6/09 vs. LOU	Brian Bixler
7/8/18 vs. COL	Kevin Newman	7/7/09 at COL	Brian Bixler
8/12/18 vs. PAW	Max Moroff	7/26/09 vs. BUF	Brian Bixler
		8/19/09 at LOU	Jose Tabata
4/8/17 vs. TOL	Max Moroff		
4/19/17 vs. DUR	Max Moroff	4/7/08 at SYR	Andrew McCutchen
4/27/17 (2) at PAW	Christopher Bostick	8/8/08 at ROC	Nyjer Morgan
8/20/16 at LOU	Alen Hanson		
		6/3/07 vs. CHA	Rajai Davis
5/30/15 vs. TOL	Alen Hanson	7/25/07 at COL	Adam Boeve
4/16/14 at LOU	Chris Dickerson	5/18/05 at PAW	Chris Duffy
6/6/14 at SYR	Gregory Polanco	8/14/05 at NOR	Ray Sadler
7/19/14 at COL	Robert Andino		
6/2/13 at COL	Chase d'Arnaud		
6/15/13 at DUR	Josh Harrison		

Career Leaders:

- 4 - Max Moroff
- 3 - Brian Bixler
- 3 - Andrew McCutchen
- 2 - Christopher Bostick
- 2 - Alen Hanson
- 2 - Kevin Melillo
- 2 - Kevin Newman

ORGANIZATION	VICTORY FIELD ERA RECORDS			
	Grand Slams (Since 2005)			
	Date	Player	Date	Player
2020 INDIANS	4/17/19 vs. TOL	Bryan Reynolds	4/28/10 at PAW	Brian Myrow
	5/3/19 vs. LOU	Kevin Kramer	6/24/10 vs. DUR	Brandon Moss
			7/28/10 at SYR	Brandon Moss
	6/8/18 at PAW	Max Moroff		
	8/3/18 at TOL	Wyatt Mathisen	7/5/09 (2) vs. LOU	Brian Bixler
	7/23/17 at GWN	Danny Ortiz	4/17/08 vs. PAW	Steve Pearce
	4/22/16 at LOU	Josh Bell	5/20/08 vs. LOU	Neil Walker
	6/30/16 at TOL	Pedro Florimon	6/12/08 at TOL	Ronny Paulino
	8/4/16 at COL	Danny Ortiz	8/5/08 at BUF	Michel Hernandez
	8/8/16 vs. TOL	Josh Bell		
IL & OPPONENTS	8/15/16 vs. LOU	Alen Hanson	4/17/07 at NOR	Ryan Doumit
			5/24/07 at SWB	Nick Green
	5/26/15 at BUF	Gorkys Hernandez	7/5/07 vs. NOR	Yurendell de Caster
			7/15/07 at ROC	Brian Bixler
	5/12/14 vs. NOR	Matt Hague	8/18/07 at CHA	Jose Hernandez
			8/25/07 vs. TOL	Jose Hernandez
	5/11/13 vs. TOL	Felix Pie	8/28/06 at RIC	Craig Stansberry
	5/20/13 at PAW	Jerry Sands		
	6/11/13 vs. NOR	Brett Carroll	5/10/05 vs. RIC	Yurendell de Caster
	8/23/13 at ROC	Lucas May	6/25/05 at TOL	Nate McLouth
2019 REVIEW	5/27/12 at LOU	Starling Marte	7/10/05 vs. DUR	Ty Wigginton
			7/14/05 at CHA	Graham Koonce
	4/26/11 vs. NOR	Jason Jaramillo		
	5/27/11 at PAW	Andy Marte		
	8/6/11 vs. TOL	Matt Hague		
	8/29/11 at TOL	Pedro Alvarez		
	Career Leaders:			
	2 - Josh Bell		2 - Jose Hernandez	
	2 - Brian Bixler		2 - Brandon Moss	
	2 - Yurendell de Caster		2 - Danny Ortiz	
	2 - Matt Hague			
PIRATES	Walk-Off Home Runs (Since 2005)			
	Date	Player (HR Type, No. Outs)	Opp. Pitcher	Final Score
	7/30/19 vs. COL	Will Craig (Solo, 0 outs)	Cam Hill	3-2
	8/15/16 vs. LOU	Alen Hanson (Grand Slam, 1 out)	Kevin Shackelford	5-2
	6/16/15 vs. DUR	Jaff Decker (Solo, 1 out)	Andy Oliver	3-2 (10)
	4/22/13 vs. LOU	Tony Sanchez (2-Run, 2 outs)	Clay Hensley	5-4
	6/9/13 vs. NOR	Andrew Lambo (Solo, 1 out)	Chris Robinson	9-8 (13)
	8/25/12 vs. COL	Dallas McPherson (2-Run, 1 out)	Tyler Sturdevant	8-6
	7/10/11 vs. LOU	John Bowker (2-Run, 1 out)	Brad Boxberger	5-3 (10)
	6/28/10 vs. TOL	Kevin Melillo (Solo, 2 outs)	Jay Sborz	6-5
HISTORY	6/20/08 vs. ROC	Steve Pearce (3-Run, 2 outs)	Bobby Korecky	8-7
	7/20/07 vs. DUR	Adam Boeve (Solo, 0 outs)	Seth McClung	5-4
	7/31/07 vs. DUR	Jose Hernandez (2-Run, 1 out)	Brian Shackelford	5-3
	8/15/07 vs. LOU	Luis Ordaz (Solo, 1 out)	Ricky Stone	3-2 (11)
	4/21/06 vs. OTT	Yurendell de Caster (2-Run, 1 out)	Winston Abreu	4-2
	6/24/06 vs. RIC	Adam Boeve (Solo, 0 outs)	Franklin Nunez	6-5 (12)
	7/4/06 vs. COL	Yurendell de Caster (2-Run, 0 outs)	Jesus Colome	5-3
	4/8/05 vs. PAW	Graham Koonce (Solo, 0 outs)	Jason Kershner	7-6
	5/10/05 vs. RIC	Yurendell de Caster (Grand Slam, 1 out)	Chris Mears	10-6
	6/4/05 vs. CHA	Jose Leon (3-Run, 2 outs)	Matt Smith	9-6
GENERAL	7/10/05 vs. DUR	Ty Wigginton (Grand Slam, 0 outs)	Lee Gardner	9-5
	Career Leaders:			
	3 - Yurendell de Caster			
	2 - Adam Boeve			
140	2020 INDIANAPOLIS INDIANS MEDIA GUIDE			

VICTORY FIELD ERA RECORDS

Pitch-Hit Home Runs (Since 2005)

Date	Player (HR Type, Inn.)	Opp. Pitcher	Final Score
7/1/19 at LOU	Trayvon Robinson (2-Run, 7th)	Jesus Reyes	W, 7-6
5/10/18 at LOU	Wyatt Mathisen (2-Run, 8th)	Kyle Crockett	W, 7-1
6/4/17 vs. GWN	Jason Rogers (Solo, 8th)	Andrew Albers	W, 5-3
6/13/15 vs. GWN	Jaff Decker (Solo, 6th)	Carlos Fisher	W, 4-3
7/21/10 vs. LHV	Jonathan Van Every (2-Run, 7th)	Michael Cisco	L, 12-8
5/29/08 at LHV	Craig Wilson (2-Run, 8th)	John Ennis	L, 8-5
6/16/08 vs. COL	Craig Wilson (2-Run, 8th)	Mike Bacsik	W, 8-3
7/20/08 at COL	Ryan Mulhern (3-Run, 8th)	Zechry Zinicola	W, 11-2
7/31/07 vs. DUR	Jose Hernandez (2-Run, 9th)	Brian Shackelford	W, 5-3
4/19/05 at RIC	Jose Leon (2-Run, 8th)	Seth Greisinger	W, 4-3
6/17/05 vs. BUF	Ronny Paulino (Solo, 9th)	Fernando Cabrera	L, 7-6
8/19/05 vs. SWB	Jorge Velandia (Solo, 6th)	Travis Minix	W, 8-6
8/19/05 vs. SWB	Jon Nunnally (2-Run, 7th)	Brian Sanches	W, 8-5

Career Leaders:

2 - Craig Wilson

Back-to-Back Home Runs (Since 2005)

Date	Players (inning occurred)
5/25/19 at COL	Will Craig/Kevin Kramer (2nd inn.)
5/27/19 at COL	Pablo Reyes/JB Shuck (7th inn.)
6/20/19 at BUF	Cole Tucker/Logan Hill (9th inn.)
5/30/18 vs. GWN	Erich Weiss/Pablo Reyes (4th inn.)
6/14/18 vs. TOL	Max Moroff/Ryan Lavarnway (2nd inn.)
4/29/17 at SWB	Elias Diaz/Jason Rogers (1st inn.)
6/18/17 at CHA	Eric Wood/Danny Ortiz (8th inn.)
6/28/17 vs. DUR	Eric Wood/Erich Weiss (4th inn.)
8/21/17 vs. LOU	Jacob Stallings/Erich Weiss (7th inn.)
4/20/16 vs. TOL	Jason Rogers/Josh Bell (8th inn.)
4/26/16 at DUR	Willy Garcia/Pedro Florimon (9th inn.)
8/2/16 at COL	Danny Ortiz/Gift Ngoepe (2nd inn.)
6/28/13 vs. ROC	Jared Goedert/Brett Carroll (4th inn.)
8/11/12 at COL	Yamaico Navarro/Tony Sanchez (4th inn.)
8/25/12 vs. COL	Brandon Boggs/Yamaico Navarro (1st inn.)
4/20/10 vs. COL	Jose Tabata/Neil Walker (4th inn.)
6/12/10 at SWB	Pedro Alvarez/Jeff Clement (2nd inn.)
6/27/10 vs. TOL	Jeff Clement/Brian Myrow (2nd inn.)
4/25/09 at COL	Neil Walker/Jeff Salazar (2nd inn.)
5/8/09 at SYR	Steve Pearce/Neil Walker (6th inn.)
6/9/09 at BUF	Garrett Jones/Steve Pearce (4th inn.)
6/22/09 (1) at SWB	Garrett Jones/Erik Kratz (2nd inn.)
8/25/09 vs. COL	Tagg Bozied/Erik Kratz (3rd Inn.)
5/17/08 at LOU	Neil Walker/Craig Wilson (2nd inn.)
6/5/08 vs. LHV	Carlos Maldonado/Andrew McCutchen (8th inn.)
6/25/08 vs. BUF	Neil Walker/Steve Pearce (3rd inn.)
7/20/08 at COL	Andrew McCutchen/Neil Walker (8th inn.)
5/14/07 vs. OTT	Chris Aguila/Michael Ryan (7th inn.)
7/4/07 vs. LOU	Brad Eldred/Russ Johnson (1st inn.)
7/5/07 vs. NOR	Michael Ryan/Brad Eldred (1st inn.)
5/4/05 at TOL	Cesar Cresso/Jose Castillo (3rd inn.)
6/19/05 vs. BUF	Ty Wigginton/Ronny Paulino (5th inn.)
7/14/05 at CHA	Ty Wigginton/Graham Koonce (1st inn.)

ORGANIZATION

2020 INDIANS

IL & OPOONENTS

2019 REVIEW

PIRATES

HISTORY

GENERAL

VICTORY FIELD ERA RECORDS

Single-Season Individual Pitching Records

Individual Pitching	No.	Player	Year
Wins	14	Horacio Estrada/Denny Harriger	2000/1999
Losses	14	Adam Wilk	2014
ERA (Min. 100 IP)	1.87	Tyler Glasnow	2016
Games	78	Mike Walker	1998
Games Started	29	Rodney Bolton	1998
Complete Games	3	Jimmy Osting/Horacio Estrada/Kirt Ojala	2002/2000/1996
Shutouts	2	Ben Hendrickson/Horacio Estrada	2004/2000
Saves	35	Bob Scanlan	2000
Innings Pitched	177.0	Rodney Bolton	1998
Hits Allowed	210	Tim Harikkala	2001
Runs Allowed	115	John Snyder	2001
Earned Runs Allowed	91	Tim Harikkala/John Snyder	2001
Home Runs Allowed	23	Tyler Eppler/Scott Klingenbeck/Travis Buckley	2017/1997/1996
Hit Batters	15	Sean Gallagher	2011
Walks Allowed	112	Andy Oliver	2013
Strikeouts	140	Tyler Glasnow	2017
Wild Pitches	18	Mike Remlinger	1996

Miscellaneous:

Consecutive Scoreless IP*	25.0	Scott Strickland	4/6-5/26/06
Consecutive Saves w/o Blown Save*	16	Chris Bootcheck	5/16-8/6/09

**(Thru '05 MLBAM Data Tracking)*

Indians Complete Games

Date	Pitcher	Final Score
7/5/19 (2) vs. TOL	James Marvel (7.0ip, 3h, 0r, 0er, 0bb, 6k)	W, 3-0
5/6/18 vs. GWN	Clay Holmes (5.0ip, 4h, 4r, 4er, 2bb, 7k)	L, 4-1
*7/27/18 (2) at BUF	Casey Sadler (7.0ip, 7h, 3r, 3er, 0bb, 4k)	W, 6-3
8/14/18 at SWB	Nick Kingham (4.0ip, 10h, 7r, 7er, 1bb, 1k)	L, 7-3
7/28/17 (1) vs. PAW	Drew Hutchison (7.0ip, 8h, 5r, 5er, 3bb, 5k)	L, 5-0
8/10/17 vs. SYR	Nick Kingham (9.0ip, 2h, 1r, 1er, 0bb, 8k)	W, 3-1
8/28/17 (1) at LOU	Tyler Eppler (7.0ip, 6h, 1r, 1er, 0bb, 2k)	W, 7-1
7/1/16 (1) at TOL	Wilfredo Boscan (6.0ip, 9h, 5r, 5er, 1bb, 4k)	L, 5-3
4/28/15 (1) at LOU	Casey Sadler (6.0ip, 6h, 3r, 3er, 3bb, 2k)	L, 3-2
5/15/15 vs. NOR	Casey Sadler (7.0ip, 2h, 1r, 1er, 0bb, 6k)	W, 9-1
8/21/15 at CHA	Vance Worley (7.0ip, 3h, 1r, 0er, 1bb, 9k)	W, 5-1
5/13/14 vs. PAW	Brandon Cumpton (6.0ip, 7h, 2r, 2er, 4bb, 1k)	W, 6-2
5/19/14 (2) at GWN	Casey Sadler (7.0ip, 6h, 3r, 2er, 0bb, 5k)	W, 4-3
6/12/14 vs. DUR	A.J. Morris (9.0ip, 6h, 0r, 0er, 1bb, 7k)	W, 4-0
7/6/14 vs. LHV	Adam Wilk (9.0ip, 5h, 0r, 0er, 1bb, 4k)	W, 4-0
4/13/13 (1) at COL	Kris Johnson (6.0ip, 4h, 2r, 2er, 3bb, 3k)	L, 2-1
7/25/13 (1) at CHA	Stolmy Pimentel (6.0ip, 6h, 1r, 1er, 0bb, 3k)	L, 1-0
7/25/13 (2) at CHA	Brandon Cumpton (6.0ip, 9h, 5r, 4er, 2bb, 2k)	L, 5-4
5/7/12 vs. LHV	Jo-Jo Reyes (9.0ip, 3h, 0r, 0er, 1bb, 8k)	W, 4-0
7/13/12 vs. COL	Daniel Cabrera (9.0ip, 6h, 2r, 2er, 2bb, 2k)	L, 2-0
7/21/12 (1) at TOL	Rudy Owens (6.0ip, 6h, 3r, 3er, 2bb, 4k)	L, 3-1
8/9/12 vs. CHA	Justin Wilson (8.0ip, 0h, 0r, 0er, 1bb, 5k)	W, 3-0
8/29/11 at TOL	Nelson Figueroa (9.0ip, 8h, 1r, 1er, 0bb, 10k)	W, 9-1
6/24/10 vs. DUR	Charlie Morton (9.0ip, 2h, 1r, 1er, 1bb, 4k)	W, 9-1
5/2/09 (1) vs. ROC	Tom Gorzelanny (7.0ip, 8h, 5r, 2er, 0bb, 4k)	L, 5-1
6/17/09 (1) vs. GWN	Virgil Vasquez (7.0ip, 5h, 2r, 2er, 1bb, 2k)	W, 3-2
7/3/09 at LOU	Tom Gorzelanny (8.0ip, 5h, 1r, 0er, 0bb, 5k)	L, 1-0
7/5/09 (1) vs. LOU	Ian Snell (7.0ip, 5h, 0r, 0er, 1bb, 6k)	W, 1-0
7/28/07 vs. CHA	Michael Tejera (9.0ip, 6h, 1r, 1er, 1bb, 2k)	W, 7-1
8/27/07 (1) vs. COL	Jon Van Benschoten (7.0ip, 4h, 0r, 0er, 1bb, 5k)	W, 7-0

*The Indians played as the away team in Game 2 of a doubleheader at Victory Field

VICTORY FIELD ERA RECORDS

Indians Complete Games (cont.)

Date	Pitcher	Final Score
8/5/06 (1) at COL	Ryan Vogelsong (6.0ip, 4h, 3r, 3er, 1bb, 4k)	L, 3-1
8/12/06 (1) at DUR	Ron Chiavacci (9.0ip, 5h, 0r, 0er, 1bb, 6k)	W, 9-5
4/29/05 vs. COL	Cory Stewart (9.0ip, 5h, 3r, 3er, 3bb, 5k)	L, 3-2
5/15/05 vs. NOR	Ian Snell (9.0ip, 0h, 0r, 0er, 1bb, 9k)	W, 4-0
6/7/05 at SWB	Bryan Bullington (8.0ip, 6h, 4r, 2er, 1bb, 3k)	L, 4-3
6/14/05 (1) at ROC	Zach Duke (7.0ip, 6h, 3r, 2er, 1bb, 5k)	W, 5-3
8/31/05 (1) vs. TOL	Ian Snell (7.0ip, 4h, 1r, 1er, 0bb, 4k)	L, 1-0
6/14/04 (2) at CHA	Pedro Liriano (6.0ip, 6h, 2r, 2er, 2bb, 5k)	L, 2-1
7/9/04 vs. OTT	Ben Hendrickson (5.0ip, 4h, 0r, 0er, 2bb, 1k)	W, 3-0
7/31/04 at TOL	Wes Obermueller (8.0ip, 6h, 2r, 1er, 2bb, 5k)	L, 2-0
8/20/04 vs. LOU	Ben Hendrickson (9.0ip, 2h, 0r, 0er, 1bb, 6k)	W, 1-0
6/23/03 (1) at PAW	Glendon Rusch (7.0ip, 3h, 3r, 3er, 1bb, 5k)	W, 4-3
8/6/03 (1) at TOL	Pasqual Coco (6.0ip, 6h, 3r, 3er, 1bb, 2k)	L, 3-2
8/18/03 (1) vs. TOL	Ben Ford (7.0ip, 6h, 1r, 1er, 1bb, 6k)	W, 3-1
5/7/02 at PAW	Jimmy Osting (9.0ip, 2h, 1r, 1er, 2bb, 8k)	W, 5-1
5/26/02 at BUF	Andrew Lorraine (8.0ip, 5h, 1r, 1er, 2bb, 3k)	L, 0-1
6/17/02 (1) at OTT	Jimmy Osting (7.0ip, 4h, 0r, 0er, 1bb, 10k)	W, 2-0
6/26/02 at DUR	Tim Harikkala (9.0ip, 10h, 4r, 4er, 2bb, 2k)	W, 8-4
7/11/02 (1) vs. CHA	Jimmy Osting (7.0ip, 4h, 2r, 2er, 1bb, 4k)	L, 2-0
7/20/02 at SYR	Andrew Lorraine (8.0ip, 7h, 3r, 2er, 1bb, 3k)	L, 3-1
5/24/01 at PAW	Tom Fordham (4.0ip, 3h, 3r, 3er, 2bb, 5k)	L, 3-1
7/18/01 vs. COL	Butch Henry (9.0ip, 5h, 3r, 3er, 2bb, 7k)	W, 10-3
7/22/01 vs. TOL	Tim Harikkala (9.0ip, 6h, 1r, 1er, 0bb, 5k)	W, 7-1
5/23/00 (1) at SWB	Everett Stull (7.0ip, 7h, 0r, 0er, 3bb, 7k)	W, 7-0
7/1/00 vs. PAW	Horacio Estrada (9.0ip, 4h, 2r, 2er, 1bb, 4k)	W, 7-2
7/13/00 (1) at TOL	Horacio Estrada (7.0ip, 3h, 0r, 0er, 2bb, 5k)	W, 3-0
7/14/00 (2) at TOL	Ben Sheets (7.0ip, 1h, 1r, 0er, 0bb, 8k)	W, 2-1
7/28/00 at SYR	Rafael Roque (9.0ip, 7h, 0r, 0er, 1bb, 5k)	W, 2-0
8/7/00 at LOU	Horacio Estrada (9.0ip, 4h, 0r, 0er, 1bb, 2k)	W, 8-0
8/31/00 vs. LOU	Allen Levrault (9.0ip, 2h, 1r, 1er, 0bb, 9k)	W, 5-1
5/27/99 at SWB	Giovanni Carrara (9.0ip, 3h, 0r, 0er, 1bb, 9k)	W, 5-0
6/17/99 (1) at DUR	Giovanni Carrara (6.0ip, 8h, 3r, 3er, 2bb, 3k)	L, 3-1
6/30/99 vs. LOU	Keith Glauber (9.0ip, 4h, 0r, 0er, 0bb, 8k)	W, 3-0
8/15/99 vs. CHA	Denny Harriger (9.0ip, 3h, 1r, 1er, 0bb, 8k)	W, 4-1
5/26/98 at SWB	Steve Parris (9.0ip, 4h, 0r, 0er, 3bb, 9k)	W, 5-0
6/13/98 (2) vs. OTT	Rod Bolton (7.0ip, 4h, 0r, 0er, 2bb, 5k)	W, 3-0
7/30/98 (2) at RICH	Mark Corey (6.0ip, 4h, 3r, 3er, 3bb, 2k)	L, 3-2
5/17/97 at BUF	Giovanni Carrara (8.0ip, 3h, 2r, 1er, 3bb, 7k)	L, 2-1
7/2/97 at NAS	Pedro Martinez (9.0ip, 6h, 0r, 0er, 2bb, 2k)	W, 9-0
8/8/97 (1) vs. NAS	Scott Klinglebeck (7.0ip, 4h, 2r, 2er, 0bb, 4k)	W, 7-2
8/10/97 (1) vs. NAS	Giovanni Carrara (7.0ip, 11h, 6r, 5er, 1bb, 2k)	L, 6-3
8/20/97 (1) at NAS	Scott Klinglebeck (7.0ip, 7h, 3r, 3er, 3bb, 3k)	W, 8-3
8/23/97 vs. LOU	Steve Parris (9.0ip, 1h, 0r, 0er, 3bb, 11k)	W, 2-0
8/29/97 vs. LOU	Rod Bolton (9.0ip, 4h, 0r, 0er, 0bb, 3k)	W, 2-0
9/1/97 at LOU	Jim Crowell (9.0ip, 6h, 0r, 0er, 3bb, 2k)	W, 10-0
7/24/96 (1) at NO	Travis Buckley (6.0ip, 1h, 1r, 1er, 2bb, 1k)	L, 1-0
7/26/96 at LOU	Giovanni Carrara (9.0ip, 2h, 0r, 0er, 0bb, 7k)	W, 3-0
8/5/96 at NSH	Kirt Ojala (9.0ip, 2h, 2r, 1er, 3bb, 2k)	W, 7-2
9/1/96 at LOU	Tim Pugh (9.0ip, 2h, 0r, 0er, 2bb, 5k)	W, 3-0

Career Leaders:

5 - Giovanni Carrara	2 - Tom Gorzelanny
4 - Casey Sadler	2 - Tim Harikkala
3 - Horacio Estrada	2 - Ben Hendrickson
3 - Jimmy Osting	2 - Nick Kingham
3 - Ian Snell	2 - Scott Klinglebeck
2 - Rod Bolton	2 - Andrew Lorraine
2 - Brandon Cumpton	

ORGANIZATION

2020 INDIANS

IL & O'PONENTS

2019 REVIEW

PIRATES

HISTORY

GENERAL

VICTORY FIELD ERA RECORDS

Monthly Team Batting (Since 2005)

Batting Average		Hits		Runs*	
August 2009	.292	August 2009	305	June 1999	192
May 2015	.291	August 2005	299	August 2000	178
June 2018	.289	May 2007	298	August 1999	173
April 2007	.289	May 2015	287	June 2005	170
June 2011	.287	August 2008	284	May 1999/May 1998	169

Doubles		Triples		Home Runs	
May 2018	74	June 2016	14	June 2005	39
August 2017	67	June 2012	14	June 2008	36
June 2005	67	June 2011	13	July 2019	34
June 2018	66	April 2014	12	May 2013	34
*Seven tied at	65	June 2013/June 2010	12	April 2019/August 2009/May 2005	32

RBI		Stolen Bases		Walks	
June 2005	158	July 2006	60	May 2013	128
June 2012	153	August 2008	51	July 2010	125
May 2007	146	May 2008	46	April 2013	121
August 2009	145	August 2015	44	June 2016	119
June 2016/May 2013	143	August 2005	44	June 2012	118

Monthly Team Pitching (Since 2005)

Wins*		Losses*		Games*	
August 1997	23	July 2004	23	August 1997	33
May 2017	21	August 2019	20	August 2003	32
June 1997	21	June 2019	19	June 1996	32
April 2013	20	July 2014	19	May 2009	31
June 2012/August 2000	20	June 2004/July 2002	19	*Five others tied at	31

Innings Pitched		ERA		Saves*	
May 2012	278.1	May 2012	2.52	June 1997	16
August 2005	275.0	August 2015	2.57	May 2019	14
August 2011	272.0	April 2013	2.58	May 1999	13
August 2007	272.0	April 2007	2.68	April 2013	12
August 2015/July 2012	270.0	April 2016	2.70	May 2007/May 2006/June 1999	12

Hit Batters		Walks		Strikeouts	
July 2016	21	May 2007	145	July 2019	274
May 2014	21	May 2013	124	August 2012	260
July 2012	19	August 2019	123	August 2019	255
May 2010	19	April 2019	113	June 2017	244
August 2015	18	May 2017	112	April 2013	242

*Monthly totals for runs, wins, losses, games played and saves date back to 1996

Monthly Individual Batting Leaders (Since 2005)

Batting Average *(Min. 75 AB)*

Brock Holt (August 2012)	.432
Matt Hague (June 2011)	.402
Gregory Polanco (April 2014)	.400
Adam Frazier (June 2016)	.391
Jake Elmore (April 2019)	.390
Steve Pearce (April 2010)	.367
Josh Bell (June 2016)	.364
Chris Dickerson (May 2014)	.364
Brandon Boggs (June 2012)	.364
Alen Hanson (May 2015)	.362
*One other tied at	.362

Doubles

Neil Walker (August 2009)	14
Christopher Bostick (May 2018)	13
Jordan Luplow (May 2018)	12
Josh Harrison (June 2013)	12
Matt Hague (July 2011)	12
Kevin Kramer (June 2018)	11
Jose Osuna (July 2016)	11
Tony Sanchez (July 2014)	11
Andrew Lambo (April 2014)	11
Hague/Gorkys Hernandez (June 2011)	11
*One other tied at	11

RBI

Brandon Moss (July 2010)	31
Pedro Alvarez (May 2010)	30
Neil Walker (August 2009)	29
Starling Marte (June 2012)	28
Josh Bell (June 2016)	26
Brandon Moss (June 2010)	26
Brad Eldred (July 2005)	26
Gregory Polanco (April 2014)	25
Brian Myrow (August 2009)	25
Michael Ryan (July 2007)	25

Hits

Josh Bell (June 2016)	43
Matt Hague (June 2011)	43
Alen Hanson (May 2015)	42
Brock Holt (August 2012)	41
Alex Presley (May 2011)	40
Rajai Davis (May 2007)	40
Kevin Newman (May 2018)	39
Starling Marte (June 2012)	39
Gregory Polanco (April 2014)	38
Josh Harrison (June 2013)	37
*Five others tied at	37

Triples

Alen Hanson (May 2015)	5
Josh Harrison (June 2013)	5
Starling Marte (June 2012)	5
Andrew McCutchen (April 2009)	5
Keon Broxton (July 2015)	4
Michael Martinez (April 2014)	4
Alex Presley (July 2013)	4
Brian Bixler (June 2008)	4
Brian Bixler (May 2007)	4
Chris Duffy (May 2005)	4

Stolen Bases

Felix Pie (May 2013)	15
Rajai Davis (May 2007)	15
Eury Perez (June 2017)	13
Nyjer Morgan (July 2008)	13
Nyjer Morgan (April 2007)	13
Chris Duffy (July 2006)	13
Alen Hanson (July 2016)	12
Keon Broxton (August 2015)	12
Nyjer Morgan (August 2008)	12
Andrew McCutchen (May 2008)	12
*Three others tied at	12

Runs

Austin Meadows (May 2017)	28
Jordy Mercer (August 2011)	26
Starling Marte (June 2012)	25
Josh Bell (June 2016)	24
Alex Presley (May 2011)	23
Alex Presley (July 2010)	23
Alen Hanson (May 2015)	22
Jose Tabata (May 2010)	22
Andrew McCutchen (May 2009)	22
Tagg Bozied/Brian Myrow (August 2009)	22
*One other tied at	22

Home Runs

Michael Ryan (July 2007)	10
Brad Eldred (July 2005)	10
Will Craig (May 2019)	8
Danny Ortiz (July 2017)	8
Max Moroff (May 2017)	8
Wily Garcia (August 2015)	8
Brandon Moss (July 2010)	8
Will Craig (April 2019)	7
Josh Bell (June 2016)	7
Andrew Lambo (July 2013)	7
*Four others tied at	7

Walks

Max Moroff (June 2016)	23
Keon Broxton (August 2015)	22
Brian Myrow (July 2009)	22
Max Moroff (May 2017)	21
Max Moroff (August 2016)	21
Brett Carroll (June 2013)	20
Max Moroff (August 2018)	19
Matt Hague (May 2014)	19
Matt Hague (July 2013)	19
Jerry Sands (May 2013)	19
*Two others tied at	19

Monthly Individual Pitching Leaders (Since 2005)

Wins

Tyler Glasnow (July 2017)	5
Steven Brault (June 2017)	5
John Van Benschoten (May 2007)	5
Brandon Duckworth (May 2006)	5
Tyler Eppler/Clay Holmes (June 2018)	4
Nick Kingham (August 2017)	4
Trevor Williams (July 2016)	4
Frank Duncan (June 2016)	4
Adrian Sampson (May 2015)	4
Charlie Leisner (April 2015)	4
*18 others tied at	4

Innings Pitched

Stolmy Pimentel (July 2013)	40.2
Rudy Owens (May 2012)	40.2
Ross Ohlendorf (August 2008)	40.2
Michael Tejera (July 2007)	40.2
Tom Gorzelanny (May 2006)	40.2
Zach Duke (May 2005)	40.1
Nick Kingham (August 2017)	40.0
Adam Wilk (July 2014)	40.0
Brandon Duckworth (May 2006)	40.0
Casey Sadler (May 2015)	39.2
*Two others tied at	39.2

Hit Batters

Justin Masterson (July 2016)	9
Eduardo Vera (May 2019)	5
Nick Kingham (August 2018)	5
Frank Duncan (June 2016)	5
Sean Gallagher (April 2011)	5
Donnie Veal (May 2010)	5
Bobby Bradley (April 2005)	5
Alex McRae (June 2018)	4
Austin Coley (May 2018)	4
Pat Light (April 2017)	4
*18 others tied at	4

Losses

Brandon Waddell (August 2019)	4
Adam Wilk (August 2014)	4
Adam Wilk (July 2014)	4
Adam Wilk (May 2014)	4
Brian Burres/Sean Gallagher (April 2011)	4
Michael Crotta (August 2010)	4
Bryan Bullington/Ty Taubenheim (April 2008)	4
Bullington/Marty McLeary (August 2007)	4
Josh Sharpless (July 2007)	4
Matt Ginter (August 2006)	4

ERA

Nick Kingham (June 2014)	0.34
Clay Holmes (June 2018)	0.71
Tyler Glasnow (June 2016)	0.79
Tyler Glasnow (August 2015)	0.81
Trevor Williams (July 2016)	0.98
Kris Johnson (July 2013)	1.00
J.T. Brubaker (August 2018)	1.01
Tom Gorzelanny (July 2009)	1.11
Bryan Bullington (April 2007)	1.17
Ian Snell (July 2009)	1.19

Walks

Andy Oliver (June 2013)	32
Tyler Glasnow (June 2016)	26
Andy Oliver (May 2013)	26
Sean Burnett (May 2007)	23
Clay Holmes (May 2018)	21
Cory Stewart (June 2005)	21
Justin Wilson (July 2012)	20
Andy Oliver (April 2013)	19
Marty McLeary (June 2007)	19
Tyler Glasnow (May 2016)	18
*Three others tied at	18

Games

Atahualpa Severino (August 2013)	15
Mark Hughes (August 2011)	14
Justin Thomas (June 2011)	14
Blake Wood (August 2015)	13
Bobby LaFromboise (July 2015)	13
Tim Wood (July 2012)	13
Tim Wood (May 2012)	13
Daniel Moskos (August 2011)	13
Justin Thomas (July 2011)	13
Cesar Valdez (May 2011)	13
*Four others tied at	13

Saves

Tim Wood (May 2011)	8
Mark Corey (August 2005)	8
Blake Wood (May 2015)	7
Tim Wood (June 2012)	7
Tim Wood (July 2011)	7
Chris Bootcheck (June 2009)	7
Johnny Hellweg (May 2018)	6
Blake Wood (June 2015)	6
Blake Wood (April 2015)	6
Andy Oliver (June 2014)	6
*10 others tied at	6

Strikeouts

Tyler Glasnow (July 2017)	54
Tyler Glasnow (August 2017)	46
Ian Snell (May 2005)	43
Radhames Liz (July 2015)	41
Tom Gorzelanny (May 2006)	41
Tyler Glasnow (May 2016)	39
Tyler Glasnow (August 2015)	39
Andy Oliver (April 2013)	39
Rick van den Hurk (August 2012)	38
Tyler Glasnow (June 2016)	36
*One other tied at	36

ORGANIZATION	VICTORY FIELD ERA RECORDS								
	Home/Road, Monthly Records								
	Year	Home	Road	April	May	June	July	August	Overall
2020 INDIANS	2019	32-38	34-36	13-11	18-9	10-19	14-14	10-20	66-74
	2018	40-30	33-37	11-10	14-16	18-10	16-13	12-17	73-67
	2017	44-27	35-36	7-15	21-8	17-12	14-14	18-12	79-63
	2016	37-35	33-39	11-10	15-14	17-13	12-17	12-17	70-74
	2015	43-29	40-32	12-10	18-11	17-11	14-14	19-11	83-61
	2014	37-35	36-36	17-8	16-14	14-15	11-19	15-14	73-71
	2013	41-31	39-33	20-7	17-12	18-11	10-18	15-14	80-64
	2012	48-24	41-31	12-11	19-11	20-9	17-13	18-11	89-55
	2011	37-35	39-33	7-17	17-12	18-11	15-13	17-13	76-68
	2010	36-36	35-37	11-11	15-14	18-11	12-17	12-17	71-73
	2009	36-36	34-37	8-10	15-16	14-14	14-15	17-13	70-73
	2008	37-35	31-41	13-14	15-15	12-16	12-16	15-15	68-76
	2007	39-33	31-40	13-9	18-12	14-15	10-18	15-16	70-73
	2006	40-33	36-33	13-11	17-10	14-15	16-12	14-16	76-66
	2005	41-31	37-35	13-10	18-11	15-14	15-13	15-15	78-66
	2004	37-36	29-42	13-6	15-15	9-19	8-23	19-12	66-78
	2003	35-37	29-41	8-16	11-18	19-10	11-17	15-17	64-78
	2002	35-38	32-38	14-12	12-18	15-13	9-19	17-12	67-76
	2001	41-31	25-47	13-12	12-18	18-11	10-18	12-17	66-78
	2000	38-34	43-29	13-8	16-14	14-15	15-16	20-9	81-63
IL & OPPONENTS	1999	38-35	37-34	10-12	17-12	19-11	12-15	14-16	75-69
	1998	45-26	31-41	12-6	16-14	16-11	15-16	12-17	76-67
	1997	49-23	36-36	11-12	14-14	21-9	15-14	23-10	85-59
	1996 (Total)	40-32	38-34	12-10	17-13	14-18	17-12	17-12	78-66
	1996 (VF)	18-8	13-13	--	--	--	13-8	17-12	31-21
	Totals	946-780 (.548)	834-878 (.487)	287-258 (.527)	383-321 (.544)	381-313 (.549)	314-376 (.455)	373-343 (.521)	
	VF Totals	924-756 (.550)	809-857 (.486)	275-248 (.526)	366-308 (.543)	367-295 (.554)	310-372 (.455)	373-343 (.521)	
	Best (by pct.)	49-23 (.681)	43-29 (.597)	20-7 (.741)	21-8 (.724)	21-9 (.700)	17-12 (.586)	23-10 (.697)	89-55
	Worst (by pct.)	32-38 (.457)	25-47 (.347)	7-17 (.292)	11-18 (.379)	9-19 (.321)	8-23 (.258)	10-20 (.333)	64-78
2019 REVIEW									
PIRATES									
HISTORY									
GENERAL									

VICTORY FIELD ERA RECORDS

Opponent Single-Game Team Batting Records

Team Batting	Record	Home/Road
Most Runs	21	21 - 4/24/98 vs. DUR 20 - 7/20/98 at ROC
Most Runs, Inning	13	11 - 7/28/08 vs. SYR (2nd inn.) 13 - 7/20/98 at ROC (3rd inn.)
Most Hits	23	23 - 5/9/14 vs. NOR 21 - 7/12/07 at ROC
Most Doubles	9	8 - 9/3/10 vs. LOU 9 - 7/26/03 at DUR
Most Triples	4	3 - 4/30/08 vs. COL 4 - 8/31/98 at TOL
Most Home Runs	7	7 - 7/15/19 vs. SYR 6 - 6/21/15 at CHA 5/19/12 at BUF 7/28/05 at SYR
Most RBI	20	19 - 7/15/19 vs. SYR 4/24/98 vs. DUR 20 - 7/20/98 at ROC
Most Stolen Bases	8	8 - 6/6/13 vs. DUR 5 - 5/18/18 at DUR 7/8/12 at COL
Most Walks	14	14 - 7/6/09 vs. LOU 12 - 9/1/15 at COL
Most Strikeouts	20	19 - 7/30/17 vs. PAW 20 - 8/15/03(1) at CHA
Most Left on Base	19	16 - 4/18/02 vs. CHA 19 - 8/15/03 (1) at CHA

Opponent Single-Game Team Pitching Records

Team Pitching	Record	Home/Road
Most Runs Allowed	21	19 - 5/6/04 vs. CHA 21 - 7/6/17 at COL
Most Hits Allowed	23	22 - 5/31/05 vs. LOU 7/23/01 vs. TOL 23 - 4/27/18 at COL
Most Home Runs Allowed	(2x) 7	5 - 6/27/10 vs. TOL 7 - 7/6/17 at COL 7/3/97 at NAS
Most Hit Batters	6	4 - MR: 7/16/07 vs. SWB 6 - 7/17/09 at PAW
Most Walks Allowed	(2x) 13	11 - 7/5/00 (2) vs. NOR 8/12/97 vs. NAS 13 - 7/6/17 at COL 7/6/98 at LOU
Most Strikeouts	22	22 - 4/20/19 vs. LOU 17 - 6/12/05 at ROC 5/2/98 at COL
Most Wild Pitches	(2x) 5	5 - 7/13/17 vs. LOU 6/28/12 vs. TOL 4 - 7/27/19 at ROC

ORGANIZATION

2020 INDIANS

IL & OPPONENTS

2019 REVIEW

PIRATES

HISTORY

GENERAL

ORGANIZATION	VICTORY FIELD ERA RECORDS		
	Opponent Single-Game Individual Batting Records		
2020 INDIANS	Individual Batting	Record	Home/Road
	Most At-Bats	(3x) 8	7 - MR: Rajai Davis, Danny Espinosa, 7/15/19 vs. SYR 8 - Gload, Burke, Nunez, 8/15/03 (1) at CHA
	Most Runs	(2x) 5	5 - Patt Lennon, 5/16/00 vs. OTT 5 - Brent Abernathy, 6/19/04 at BUF
	Most Hits	6	6 - Larry Bigbie, 5/6/02 vs. ROC 5 - MR: Greg Allen, 6/29/18 at COL
	Most Doubles	4	3 - MR: Jose Peraza, 8/17/16 vs. LOU 4 - Joe Crede, 5/10/01 at CHA
	Most Triples	3	2 - MR: Phil Gosselin, 8/18/19 vs. LHV 3 - Henry Mateo, 6/9/01 at OTT
	Most Home Runs	(3x) 3	3 - Austin Kearns, 7/5/05 vs. LOU Russell Branyan, 7/22/99 vs. BUF 3 - Valentino Pascucci, 6/18/10 at BUF
	Most RBI	9	9 - Scott McClain, 4/24/98 vs. DUR 8 - Freddy Garcia, 7/27/00 at PAW
	Most Stolen Bases	(3x) 4	4 - Rich Thompson, 6/6/13 vs. DUR Anton French, 5/15/03 vs. PAW 4 - Freddy Guzman, 7/30/08 at TOL
	Most Walks	5	5 - Drew Stubbs, 7/6/09 vs. LOU 4 - MR: Mitch Garver, 5/27/17 at ROC
2019 REVIEW	Most Strikeouts	5	5 - Francisco Arcia, 6/2/14 vs. SWB 4 - MR: Yu Chang, 7/14/19 at COL
	Opponent Single-Game Individual Pitching Records		
	Individual Pitching	Record	Home/Road
	Most Hits Allowed	16	15 - Mike Maroth, 7/23/01 vs. TOL 16 - Joe Martinez, 5/31/13 at COL
	Most Runs Allowed	(5x) 11	11 - Ben Hendrickson, 8/17/08 vs. DUR Felipe Lira, 8/20/99 vs. TOL Kennie Steenstra, 5/13/97 vs. IOW 11 - Jason Olsen, 6/11/99 (2) at CHA Rich Pratt, 7/3/97 at NAS
	Most ER Allowed	(3x) 11	11 - Ben Hendrickson, 8/17/08 vs. DUR Felipe Lira, 8/20/99 vs. TOL 11 - Rich Pratt, 7/3/97 at NAS
	Most Hit Batters	(3x) 4	3 - MR: Matt Maloney, 4/22/08 vs. LOU 4 - Charlie Zink, 7/17/09 at PAW Ryan Drese, 6/27/01 at BUF Willie Banks, 5/31/01 at SYR
	Most Walks Allowed	8	8 - Mike Bertotti, 8/12/97 vs. NAS 8 - Dontrelle Willis, 8/30/09 at TOL
	Most Strikeouts.....	(2x) 14	14 - Matt Andriese, 5/3/16 vs. DUR Rick Helling, 7/11/96 vs. OKC* 13 - Boof Bonser, 6/12/05 at ROC
	Most Wild Pitches	5	5 - Andy Oliver, 6/28/12 vs. TOL 3 - Fernando Romero, 7/27/19 at ROC
2020 OPPONENTS	<i>*First Game at Victory Field</i>		
	Opponent Single-Game Individual Pitching Records		
	Individual Pitching	Record	Home/Road
	Most Hits Allowed	16	15 - Mike Maroth, 7/23/01 vs. TOL 16 - Joe Martinez, 5/31/13 at COL
	Most Runs Allowed	(5x) 11	11 - Ben Hendrickson, 8/17/08 vs. DUR Felipe Lira, 8/20/99 vs. TOL Kennie Steenstra, 5/13/97 vs. IOW 11 - Jason Olsen, 6/11/99 (2) at CHA Rich Pratt, 7/3/97 at NAS
	Most ER Allowed	(3x) 11	11 - Ben Hendrickson, 8/17/08 vs. DUR Felipe Lira, 8/20/99 vs. TOL 11 - Rich Pratt, 7/3/97 at NAS
	Most Hit Batters	(3x) 4	3 - MR: Matt Maloney, 4/22/08 vs. LOU 4 - Charlie Zink, 7/17/09 at PAW Ryan Drese, 6/27/01 at BUF Willie Banks, 5/31/01 at SYR
	Most Walks Allowed	8	8 - Mike Bertotti, 8/12/97 vs. NAS 8 - Dontrelle Willis, 8/30/09 at TOL
	Most Strikeouts.....	(2x) 14	14 - Matt Andriese, 5/3/16 vs. DUR Rick Helling, 7/11/96 vs. OKC* 13 - Boof Bonser, 6/12/05 at ROC
	Most Wild Pitches	5	5 - Andy Oliver, 6/28/12 vs. TOL 3 - Fernando Romero, 7/27/19 at ROC
IL & OPPONENTS	<i>*First Game at Victory Field</i>		
	Opponent Single-Game Individual Pitching Records		
	Individual Pitching	Record	Home/Road
	Most Hits Allowed	16	15 - Mike Maroth, 7/23/01 vs. TOL 16 - Joe Martinez, 5/31/13 at COL
	Most Runs Allowed	(5x) 11	11 - Ben Hendrickson, 8/17/08 vs. DUR Felipe Lira, 8/20/99 vs. TOL Kennie Steenstra, 5/13/97 vs. IOW 11 - Jason Olsen, 6/11/99 (2) at CHA Rich Pratt, 7/3/97 at NAS
	Most ER Allowed	(3x) 11	11 - Ben Hendrickson, 8/17/08 vs. DUR Felipe Lira, 8/20/99 vs. TOL 11 - Rich Pratt, 7/3/97 at NAS
	Most Hit Batters	(3x) 4	3 - MR: Matt Maloney, 4/22/08 vs. LOU 4 - Charlie Zink, 7/17/09 at PAW Ryan Drese, 6/27/01 at BUF Willie Banks, 5/31/01 at SYR
	Most Walks Allowed	8	8 - Mike Bertotti, 8/12/97 vs. NAS 8 - Dontrelle Willis, 8/30/09 at TOL
	Most Strikeouts.....	(2x) 14	14 - Matt Andriese, 5/3/16 vs. DUR Rick Helling, 7/11/96 vs. OKC* 13 - Boof Bonser, 6/12/05 at ROC
	Most Wild Pitches	5	5 - Andy Oliver, 6/28/12 vs. TOL 3 - Fernando Romero, 7/27/19 at ROC
GENERAL	<i>*First Game at Victory Field</i>		
	Opponent Single-Game Individual Pitching Records		
	Individual Pitching	Record	Home/Road
	Most Hits Allowed	16	15 - Mike Maroth, 7/23/01 vs. TOL 16 - Joe Martinez, 5/31/13 at COL
	Most Runs Allowed	(5x) 11	11 - Ben Hendrickson, 8/17/08 vs. DUR Felipe Lira, 8/20/99 vs. TOL Kennie Steenstra, 5/13/97 vs. IOW 11 - Jason Olsen, 6/11/99 (2) at CHA Rich Pratt, 7/3/97 at NAS
	Most ER Allowed	(3x) 11	11 - Ben Hendrickson, 8/17/08 vs. DUR Felipe Lira, 8/20/99 vs. TOL 11 - Rich Pratt, 7/3/97 at NAS
	Most Hit Batters	(3x) 4	3 - MR: Matt Maloney, 4/22/08 vs. LOU 4 - Charlie Zink, 7/17/09 at PAW Ryan Drese, 6/27/01 at BUF Willie Banks, 5/31/01 at SYR
	Most Walks Allowed	8	8 - Mike Bertotti, 8/12/97 vs. NAS 8 - Dontrelle Willis, 8/30/09 at TOL
	Most Strikeouts.....	(2x) 14	14 - Matt Andriese, 5/3/16 vs. DUR Rick Helling, 7/11/96 vs. OKC* 13 - Boof Bonser, 6/12/05 at ROC
	Most Wild Pitches	5	5 - Andy Oliver, 6/28/12 vs. TOL 3 - Fernando Romero, 7/27/19 at ROC
PIRATES	<i>*First Game at Victory Field</i>		
	Opponent Single-Game Individual Pitching Records		
	Individual Pitching	Record	Home/Road
	Most Hits Allowed	16	15 - Mike Maroth, 7/23/01 vs. TOL 16 - Joe Martinez, 5/31/13 at COL
	Most Runs Allowed	(5x) 11	11 - Ben Hendrickson, 8/17/08 vs. DUR Felipe Lira, 8/20/99 vs. TOL Kennie Steenstra, 5/13/97 vs. IOW 11 - Jason Olsen, 6/11/99 (2) at CHA Rich Pratt, 7/3/97 at NAS
	Most ER Allowed	(3x) 11	11 - Ben Hendrickson, 8/17/08 vs. DUR Felipe Lira, 8/20/99 vs. TOL 11 - Rich Pratt, 7/3/97 at NAS
	Most Hit Batters	(3x) 4	3 - MR: Matt Maloney, 4/22/08 vs. LOU 4 - Charlie Zink, 7/17/09 at PAW Ryan Drese, 6/27/01 at BUF Willie Banks, 5/31/01 at SYR
	Most Walks Allowed	8	8 - Mike Bertotti, 8/12/97 vs. NAS 8 - Dontrelle Willis, 8/30/09 at TOL
	Most Strikeouts.....	(2x) 14	14 - Matt Andriese, 5/3/16 vs. DUR Rick Helling, 7/11/96 vs. OKC* 13 - Boof Bonser, 6/12/05 at ROC
	Most Wild Pitches	5	5 - Andy Oliver, 6/28/12 vs. TOL 3 - Fernando Romero, 7/27/19 at ROC
HISTORY	<i>*First Game at Victory Field</i>		
	Opponent Single-Game Individual Pitching Records		
	Individual Pitching	Record	Home/Road
	Most Hits Allowed	16	15 - Mike Maroth, 7/23/01 vs. TOL 16 - Joe Martinez, 5/31/13 at COL
	Most Runs Allowed	(5x) 11	11 - Ben Hendrickson, 8/17/08 vs. DUR Felipe Lira, 8/20/99 vs. TOL Kennie Steenstra, 5/13/97 vs. IOW 11 - Jason Olsen, 6/11/99 (2) at CHA Rich Pratt, 7/3/97 at NAS
	Most ER Allowed	(3x) 11	11 - Ben Hendrickson, 8/17/08 vs. DUR Felipe Lira, 8/20/99 vs. TOL 11 - Rich Pratt, 7/3/97 at NAS
	Most Hit Batters	(3x) 4	3 - MR: Matt Maloney, 4/22/08 vs. LOU 4 - Charlie Zink, 7/17/09 at PAW Ryan Drese, 6/27/01 at BUF Willie Banks, 5/31/01 at SYR
	Most Walks Allowed	8	8 - Mike Bertotti, 8/12/97 vs. NAS 8 - Dontrelle Willis, 8/30/09 at TOL
	Most Strikeouts.....	(2x) 14	14 - Matt Andriese, 5/3/16 vs. DUR Rick Helling, 7/11/96 vs. OKC* 13 - Boof Bonser, 6/12/05 at ROC
	Most Wild Pitches	5	5 - Andy Oliver, 6/28/12 vs. TOL 3 - Fernando Romero, 7/27/19 at ROC
GENERAL	<i>*First Game at Victory Field</i>		
	Opponent Single-Game Individual Pitching Records		
	Individual Pitching	Record	Home/Road
	Most Hits Allowed	16	15 - Mike Maroth, 7/23/01 vs. TOL 16 - Joe Martinez, 5/31/13 at COL
	Most Runs Allowed	(5x) 11	11 - Ben Hendrickson, 8/17/08 vs. DUR Felipe Lira, 8/20/99 vs. TOL Kennie Steenstra, 5/13/97 vs. IOW 11 - Jason Olsen, 6/11/99 (2) at CHA Rich Pratt, 7/3/97 at NAS
	Most ER Allowed	(3x) 11	11 - Ben Hendrickson, 8/17/08 vs. DUR Felipe Lira, 8/20/99 vs. TOL 11 - Rich Pratt, 7/3/97 at NAS
	Most Hit Batters	(3x) 4	3 - MR: Matt Maloney, 4/22/08 vs. LOU 4 - Charlie Zink, 7/17/09 at PAW Ryan Drese, 6/27/01 at BUF Willie Banks, 5/31/01 at SYR
	Most Walks Allowed	8	8 - Mike Bertotti, 8/12/97 vs. NAS 8 - Dontrelle Willis, 8/30/09 at TOL
	Most Strikeouts.....	(2x) 14	14 - Matt Andriese, 5/3/16 vs. DUR Rick Helling, 7/11/96 vs. OKC* 13 - Boof Bonser, 6/12/05 at ROC
	Most Wild Pitches	5	5 - Andy Oliver, 6/28/12 vs. TOL 3 - Fernando Romero, 7/27/19 at ROC

VICTORY FIELD ERA RECORDS

Win/Loss Team Records

Team Win/Loss	High (record)	Year	Low (record)	Year
Wins	89 (89-55)	2012	64 (64-78)	2003
Wins (Home)	49 (49-23)	1997	32 (32-38)	2019
Wins (Road)	43 (43-29)	2000	25 (25-47)	2001
Wins (Month, Not Incl. Sept.)	23 (23-10)	Aug. 1997	7 (7-15/7-17)	April 2017/April 2011
Losses	78 (66-78/64-78/66-78)	2004/2003/2001	55 (89-55)	2012
Losses (Home)	38 (32-38/35-38)	2019/2002	23 (49-23)	1997
Losses (Road)	47 (25-47)	2001	29 (43-29)	2000
Losses (Month, Not Inc. Sept.)	23 (8-23)	July 2004	6 (13-6/12-6)	April 2004/April 1998

Win/Loss Team Streaks

Longest Winning Streaks

14	7/28-8/9/97
8 (2x)	5/16-21/17
	6/27-7/4/12
7 (7x)	MR: 6/2-9/18

Longest Losing Streaks

13	7/10-24(1)/04
10	8/6(2)-16/98
8	6/29-7/5/10
7	(5x) MR: 5/4-10/14

Wins, Start Season	5 (2x) - 4/4-8(1)/14
	4/6-10/00
Wins, Home	9 (2x) - 4/25-5/12/13
	6/9-20/97
Wins, Road	12 - 5/25(2)-6/24/03

Losses, Start Season	4 - 4/7-10/11
Losses, Home	9 (2x) - 7/1-22/10
	5/5-22/02
Losses, Road	8 (3x) - MR: 6/27-7/14/07

Longest Games

Longest Games (Time)

6:20	8/15/03 (1) at CHA (18 inn.)
5:32 (:19 delay)	7/10/13 at COL (16 inn.)
4:57	4/26/10 at LOU (15 inn.)
4:46	7/2/12 at LOU (14 inn.)
4:42	6/9/13 vs. NOR (13 inn.)

Longest Games (Innings)

18 innings	8/15/03 (1) at CHA
16 innings	9/4/09 vs. LOU
16 innings (:19 delay)	7/10/13 at COL
15 innings	(3x) MR: 5/24/12 vs. LOU

Top 10 Longest Games (Time) — Home

4:42	6/9/13 vs. NOR (13 inn.)
4:41	5/12/12 vs. NOR (14 inn.)
4:35	7/19/01 vs. COL (12 inn.)
4:33	6/4/13 vs. DUR (13 inn.)
4:33	5/24/12 vs. LOU (15 inn.)
4:19	8/1/15 vs. CHA (13 inn.)
4:19	4/12/09 vs. TOL (14 inn.)
4:18	4/19/06 vs. OTT (15 inn.)
4:17	5/10/14 vs. NOR (12 inn.)
4:17	6/24/06 vs. RIC (12 inn.)

Top 10 Longest Games (Innings) — Home

16 innings	9/4/09 vs. LOU
15 innings	5/24/12 vs. LOU
15 innings	4/19/06 vs. OTT
14 innings	5/12/12 vs. NOR
14 innings	4/12/09 vs. TOL
14 innings	4/21/01 vs. RIC
13 innings	(14x) MR: 8/24/15 vs. LOU

Top 10 Longest Games (Time) — Road

6:20	8/15/03 (1) at CHA (18 inn.)
5:32 (:19 delay)	7/10/13 at COL (16 inn.)
4:57	4/26/10 at LOU (15 inn.)
4:46	7/2/12 at LOU (14 inn.)
4:41	6/8/12 at PAW (13 inn.)
4:32	6/3/16 at TOL (13 inn.)
4:24	4/18/98 at CHA (14 inn.)
4:23	7/31/18 at COL (12 inn.)
4:22	7/23/12 at TOL (14 inn.)
4:18	6/21/16 at GWN (12 inn.)

Top 10 Longest Games (Innings) — Road

18 innings	8/15/03 (1) at CHA
16 innings (:19 delay)	7/10/13 at COL
15 innings	4/26/10 at LOU
14 innings	7/23/12 at TOL
14 innings	7/2/12 at LOU
14 innings	6/16/01 at ROC
14 innings	7/3/00 at LOU
14 innings	4/18/98 at CHA
14 innings	6/15/97 at NO
13 innings	(11x) MR: 8/20/17 at SYR

Longest Game (Time) — 9.0 Innings

3:58 (:54 delay)	7/21/06 at RIC
------------------	----------------

VICTORY FIELD ERA RECORDS

Shortest Games

Shortest Games (Time)

1:19 (1:44 delay)	7/12/08 vs. TOL (5 inn.)
1:19	7/9/04 vs. OTT (5 inn.)
1:23 (3:26 delay)	8/14/18 at SWB (5 inn.)
1:23 (1:00 delay)	5/6/18 vs. GWN (5 inn.)
1:25	5/24/01 at PAW (5 inn.)

Top 10 Shortest Games (Time) — Home

1:19 (1:44 delay)	7/12/08 vs. TOL (5 inn.)
1:19	7/9/04 vs. OTT (5 inn.)
1:23 (1:00 delay)	5/6/18 vs. GWN (5 inn.)
1:30	7/11/02 (2) vs. CHA (7 inn.)
1:38	7/5/19 (2) vs. TOL (7 inn.)
1:38	6/17/00 (1) vs. SYR (7 inn.)
1:41	8/31/05 (1) vs. TOL (8 inn.)
1:43	4/18/01 (1) vs. LOU (7 inn.)
1:43	8/8/97 (1) vs. NAS (7 inn.)
1:44	6/13/98 (2) vs. OTT (7 inn.)

Top 10 Shortest Games (Time) — Road

1:23 (3:26 delay)	8/14/18 at SWB (5 inn.)
1:25	5/24/01 at PAW (5 inn.)
1:31	7/24/96 (1) at NO (7 inn.)
1:32	6/17/02 (1) at OTT (7 inn.)
1:33	7/23/04 (1) at RIC (7 inn.)
1:33	8/16/98 at DUR (5 inn.)
1:35	7/14/00 (2) at TOL (7 inn.)
1:36	6/3/97 (1) at BUF (7 inn.)
1:39	8/15/18 (2) at SWB (7 inn.)
1:40	(4x) MR: 7/25/13 (1) at CHA (7 inn.)

Shortest Games (Innings)

5 innings (3:26 delay)	8/14/18 at SWB
5 innings (1:00 delay)	5/6/18 vs. GWN
5 innings (1:44 delay)	7/12/08 vs. TOL
5 innings	7/9/04 vs. OTT
5 innings	5/24/01 at PAW
5 innings	8/16/98 at DUR
6 innings (:53 delay)	(5x) MR: 6/21/18 vs. NOR

Top 10 Shortest Games (Innings) — Home

5 innings (1:00 delay)	5/6/18 vs. GWN
5 innings (1:44 delay)	7/12/08 vs. TOL
5 innings	7/9/04 vs. OTT
6 innings (:53 delay)	6/21/18 vs. NOR
6 innings	5/21/99 vs. PAW
7 innings	(Many) MR: 8/16/19 (2) vs. LHV*

Top 10 Shortest Games (Innings) — Road

5 innings (3:26 delay)	8/14/18 at SWB
5 innings	5/24/01 at PAW
5 innings	8/16/98 at DUR
6 innings (1:17 delay)	7/8/10 at COL
6 innings	7/7/04 at SYR
6 innings	8/18/01 at TOL
7 innings	(Many) MR: 8/21/19 (2) at TOL

* Indians Played as Away Team

SHORTEST GAMES OF THE VICTORY FIELD ERA

Each of the Tribe's top 10 shortest games (time), both home and away, have occurred in contests lasting less than 9.0 innings. However, dating back to the beginning of the Victory Field Era (1996), the Indians all-time shortest 9.0-inning home game clocks in at 1:49 on 5/13/98 vs. Pawtucket, while the shortest road contests spanned a time frame of 1:56 (twice), with the most recent occurrence on 5/13/04 at Rochester.

Largest Crowds

Top 10 Largest Home Crowds

16,168	7/22/00 vs. COL
16,087	5/30/98 vs. BUF
16,084	8/30/97 vs. LOU
16,068	8/30/03 vs. COL
16,062	7/4/04 vs. LOU
15,983	7/4/02 vs. LOU
15,898	6/19/99 vs. ROC
15,880	7/4/00 vs. LOU
15,864	7/4/01 vs. OTT
15,861	8/21/99 vs. TOL

Top 10 Largest Opponent Crowds

28,540	7/26/97 at LOU
20,050	7/4/96 at BUF
17,080	6/29/01 at BUF
16,705	4/3/97 at LOU
16,346	7/5/96 at BUF
15,491	9/1/96 at LOU
15,221	6/8/09 at BUF
15,187	4/8/96 at BUF
15,051	7/7/96 at BUF
14,818	8/15/97 at BUF

VICTORY FIELD ERA RECORDS

Margins of Victory/Defeat

Largest Margins of Victory

20.....	21-1, 7/6/17 at COL
16.....	17-1, 7/22/13 at CHA
16.....	16-0, 6/11/12 vs. ROC
16.....	19-3, 5/6/04 vs. CHA
16.....	18-2, 6/23/97 vs. IOW

Largest Margins of Defeat

19.....	20-1, 7/15/19 vs. SYR
16.....	17-1, 8/5/03 vs. COL
15.....	16-1, 8/9/07 at LOU
14.....	15-1, 7/6/09 vs. LOU
14.....	(2x) MR: 17-3, 6/2/08 vs. TOL

Top 10 Largest Margins of Victory — Home

16.....	16-0, 6/11/12 vs. ROC
16.....	19-3, 5/6/04 vs. CHA
16.....	18-2, 6/23/97 vs. IOW
14.....	15-1, 5/31/05 vs. LOU
13.....	13-0, 7/19/05 vs. SYR
12.....	14-2, 7/10/14 (2) vs. COL
12.....	15-3, 6/27/10 vs. TOL
12.....	13-1, 8/28/04 vs. COL
12.....	14-2, 8/10/01 vs. RIC
11.....	(5x) MR: 13-2, 6/2/11 vs. SWB

Top 10 Largest Margins of Defeat — Home

19.....	20-1, 7/15/19 vs. SYR
16.....	17-1, 8/5/03 vs. COL
14.....	15-1, 7/6/09 vs. LOU
14.....	17-3, 6/2/08 vs. TOL
13.....	14-1, 7/28/08 vs. SYR
12.....	14-2, 8/27/18 vs. LOU
12.....	17-5, 4/18/08 vs. PAW
12.....	13-1, 7/22/07 vs. DUR
12.....	13-1, 6/1/00 vs. SWB
12.....	13-1, 8/2/99 vs. RIC

Top 10 Largest Margins of Victory — Road

20.....	21-1, 7/6/17 at COL
14.....	16-2, 5/30/06 at SYR
13.....	16-3, 7/15/07 at ROC
12.....	17-5, 7/13/19 at COL
12.....	17-5, 4/27/18 at COL
12.....	13-1, 4/22/16 at LOU
12.....	13-1, 8/2/12 at SWB
12.....	12-0, 8/29/09 at TOL
12.....	18-6, 5/19/98 at PAW
11.....	(12x) MR: 12-1, 4/25/16 at DUR

Top 10 Largest Margins of Defeat — Road

15.....	16-1, 8/9/07 at LOU
14.....	15-1, 6/10/02 at COL
13.....	15-2, 6/9/11 at BUF
13.....	17-4, 4/8/10 at COL
13.....	16-3, 7/28/05 at SYR
13.....	15-2, 7/28/01 at SWB
13.....	16-3, 7/10/99 at COL
13.....	20-7, 7/20/98 at ROC
12.....	13-1, 6/21/15 at CHA
12.....	(3x) MR: 13-1, 6/28/08 at COL

Comeback Victories (Since 2005)

Largest Deficit Overcome

	1r	2r	3r	4r	5r	6+	Total
2019	18	4	4	1	1	0	28
2018	15	8	3	0	1	0	27
2017	18	10	1	1	1	0	31
2016	12	9	1	1	0	0	23
2015	16	10+1	4+1	2+1	0	0	32+3
2014	14	13	1	1	1	1	31
2013	20	7	4	3	1	0	35
2012	21	7	4	2	0	0	34
2011	14	11	8	2	0	1	36
2010	9	10	4	2	1	1	27
2009	16	8	3	3	0	0	30
2008	18	8	1	1	1	0	29
2007	18	7	5	0	0	0	30
2006	18	13	2	2	1	0	36
2005	17	15	5	2	1	1	41
TOTALS	244	140+1	50+1	23+1	9	4	470+3

(+1) - Playoff games

Top 10 Comeback Victories (Since 2005)

Largest Deficit	Final Score	Date/Opponent	Notes
9 runs	14-11	7/20/05 vs. SYR	Trailed 9-0 Mid 2, RF G. Koonce (2 HR, 4 RBI), DH B. Eldred (2 HR, 5 RBI)
7 runs	9-7	5/28/11 at PAW	Trailed 7-0 End 3, scored 9 unanswered with 2-run 9th, SS J. Harrison (5-for-5, 3 2B)
6 runs	15-6	5/23/14 at CHA	Trailed 6-0 End 2, tied 6-6 Mid 4 and scored 8 in 9th, 1B C. McGuiness (4-for-6)
6 runs	10-9	4/28/10 at PAW	Trailed 9-3 End 3, scored 7 unanswered with 2-run 9th, DH B. Myrow (Grand Slam)
5 runs	8-7 (10)	8/18/19 vs. LHV	Trailed 7-2 Mid 9, scored 5 in 9th, walked off in 10th, 3B K. Hayes (Game-Tying 3R HR)
5 runs	12-7	5/13/18 vs. COL	Trailed 7-2 Mid 4, scored 10 unanswered with 5-run 6th, LF A. Meadows (2-for-5, 3 RBI)
5 runs	11-10	8/26/17 vs. COL	Trailed 5-0 Mid 2, scored 9 runs in 2nd, DH E. Wood (2-for-4, HR, 3 RBI)
5 runs	9-7	8/29/14 vs. COL	Trailed 6-1 Mid 2, scored 4 runs in the 7th, 1B C. McGuiness (2-for-4, HR, 3 RBI)
5 runs	7-6	8/23/13 at ROC	Trailed 6-1 End 8, scored 6 runs on 6 hits in 9th, C L. May (Game-Tying Grand Slam)
5 runs	9-8	6/25/10 vs. TOL	Trailed 5-0 Mid 3, scored 6 runs on 5 hits in the 6th, 1B J. Clement (2-for-5, 5 RBI)

Three other 5-run comebacks: 6/12/08 at TOL, 7/2/06 at TOL, 6/19/05 vs. BUF

VICTORY FIELD ERA RECORDS

Holiday Results

Easter

Date	Opponent	Score	Att.
4/21/19	vs. LOU	W, 2-1 (11)	5,890
4/1/18	Preseason		
4/16/17	at TOL	L, 9-5	3,675
3/27/16	Preseason		
4/5/15	Preseason		
4/20/14	vs. LOU	L, 5-1	4,891
3/31/13	Preseason		
4/8/12	at TOL	W, 8-2	3,811
4/24/11	at COL	L, 6-4	5,235
4/4/10	Preseason		
4/12/09	vs. TOL	W, 3-2 (14)	3,712
3/23/08	Preseason		
4/8/07	vs. COL (DH)	W, 1-0L, 2-0	2,997
4/16/06	vs. SYR	L, 5-2 (13)	4,141
3/27/05	Preseason		
4/11/04	at RIC	L, 4-3	2,267
4/20/03	at CHA	L, 6-3	1,891
3/31/02	Preseason		
4/15/01	at RIC	W, 5-3	2,770
4/23/00	DNP		
4/4/99	Preseason		
4/12/98	vs. TOL	W, 5-2	5,783
3/30/97	Preseason		
4/7/96	at LOU	W, 15-4	4,137
Overall Record: 7-7			

Cinco de Mayo

Date	Opponent	Score	Att.
5/5/19	vs. LOU	L, 8-0	10,034
5/5/18	vs. GWN	W, 4-2	8,800
5/5/17	at COL (PPD)		
5/5/16	DNP		
5/5/15	vs. ROC	L, 15-10	5,070
5/5/14	at SWB	L, 7-6	3,930
5/5/13	at LHV	L, 5-4	10,100
5/5/12	vs. LOU	W, 4-0	7,816
5/5/11	at NOR	W, 9-1	4,006
5/5/10	DNP		
5/5/09	vs. SWB	W, 3-1	4,022
5/5/08	at RIC	L, 3-2	1,792
5/5/07	vs. LOU	W, 8-5	7,561
5/5/06	at DUR	L, 6-1	8,734
5/5/05	at COL	W, 5-2	4,581
5/5/04	vs. CHA	L, 4-1	4,624
5/5/03	at NOR	L, 4-1	3,442
5/5/02	vs. ROC	L, 10-7	7,420
5/5/01	vs. ROC	L, 3-1	10,009
5/5/00	vs. LOU	W, 7-3	8,202
5/5/99	at LOU	W, 9-5	2,933
5/5/98	at TOL (DH)	L, 2-1AW, 3-1	1,975
5/5/97	at IOW	L, 4-0	3,418
5/5/96	at IOW	W, 6-4	8,643
Overall Record: 10-12			

Mother's Day

Date	Opponent	Score	Att.
5/12/19	at LHV (PPD)		
5/13/18	vs. COL	W, 12-7	6,426
5/14/17	vs. NOR	W, 5-4 (11)	9,001
5/8/16	vs. LOU	L, 5-4	5,952
5/10/15	at SWB	W, 2-1	4,035
5/11/14	vs. NOR	W, 5-2	7,288
5/12/13	vs. TOL	W, 8-2	6,595
5/13/12	vs. NOR	L, 2-0	6,241
5/8/11	at NOR	W, 6-2	3,857
5/9/10	vs. BUF	W, 5-4	6,609
5/10/09	at SYR	L, 12-2	3,019
5/11/08	vs. SWB (PPD)		
5/13/07	vs. OTT	W, 5-3	7,033
5/14/06	vs. DUR	W, 8-1	3,542
5/8/05	at COL	L, 9-0	4,222
5/9/04	at OTT	W, 7-2	1,461
5/11/03	vs. BUF	L, 13-8	5,575
5/12/02	at SWB (PPD)		
5/13/01	at DUR	L, 6-5	6,196
5/14/00	vs. OTT	L, 7-5	7,163
5/9/99	vs. OTT	W, 7-4	8,224
5/10/98	at LOU	L, 5-4	3,130
5/11/97	vs. OMA	W, 14-5	9,638
5/12/96	vs. NAS	W, 5-2	4,223
Overall Record: 13-8			

Memorial Day

Date	Opponent	Score	Att.
5/27/19	at COL	W, 8-3	10,874
5/28/18	at CHA	L, 7-5	6,773
5/29/17	at ROC	L, 5-3	9,593
5/30/16	vs. ROC	L, 7-0	10,985
5/25/15	at BUF	W, 8-4	5,602
5/26/14	vs. BUF	L, 6-2	9,256
5/27/13	vs. PAW	L, 9-1	8,942
5/28/12	vs. DUR	W, 7-4	7,644
5/30/11	vs. SWB	W, 8-5	8,063
5/31/10	at GWN	L, 4-3	5,192
5/25/09	at GWN	W, 5-2	3,841
5/26/08	at LHV	L, 4-2	6,520
5/28/07	vs. BUF	W, 2-1	6,635
5/29/06	at SYR	W, 8-4	4,622
5/30/05	vs. LOU	L, 5-1	8,803
5/31/04	at SWB	W, 2-1	3,451
5/26/03	vs. ROC	L, 6-4	6,833
5/27/02	DNP		
5/28/01	at SYR	L, 2-1	3,998
5/29/00	at ROC	W, 2-1	6,561
5/31/99	at PAW	L, 9-5	5,691
5/25/98	at SWB	W, 5-4	4,328
5/26/97	vs. BUF (PPD)		
5/27/96	DNP		
Overall Record: 10-11			

Father's Day

Date	Opponent	Score	Att.
6/16/19	vs. PAW (DH)	W, 5-3L, 8-0	10,686
6/17/18	at COL	W, 6-3	8,904
6/18/17	at CHA	W, 12-11	9,111
6/19/16	at CHA	W, 6-3	10,223
6/21/15	at CHA	L, 13-1	9,113
6/15/14	vs. GWN	W, 9-4	14,018
6/16/13	at DUR	L, 5-2	9,077
6/17/12	at CHA	W, 2-1	4,396
6/19/11	at ROC	W, 8-3	9,367
6/20/10	at BUF	W, 7-3	11,578
6/21/09	at SWB (PPD)		
6/15/08	at COL	L, 4-2	7,617
6/17/07	at DUR	L, 7-3	8,460
6/18/06	at BUF	W, 6-5	10,122
6/19/05	vs. BUF	W, 10-7	12,767
6/20/04	at BUF	W, 4-2	8,286
6/15/03	vs. SWB	L, 5-3	14,569
6/16/02	at OTT (PPD)		
6/17/01	at ROC	L, 9-0	8,038
6/18/00	vs. SYR	L, 5-1	9,350
6/20/99	vs. ROC	W, 12-1	11,102
6/21/98	vs. ROC	W, 6-4	11,491
6/15/97	at NO	L, 2-1	8,711
6/16/96	vs. OKC	W, 9-1	6,552
Overall Record: 14-9			

Fourth of July

Date	Opponent	Score	Att.
7/4/19	vs. TOL	L, 7-6	14,436
7/4/18	vs. LOU	W, 4-2	14,387
7/4/17	vs. COL	L, 1-0	14,366
7/4/16	vs. LOU	L, 11-3	14,438
7/4/15	vs. LOU	L, 9-2	14,414
7/4/14	vs. LOU	L, 7-6 (11)	14,303
7/4/13	vs. LOU	W, 4-0	14,741
7/4/12	vs. LOU	W, 6-1	14,504
7/4/11	vs. TOL	L, 2-1	14,333
7/4/10	vs. LOU	L, 4-2	15,011
7/4/09	vs. LOU (PPD)		
7/4/08	vs. LOU	L, 4-2	15,123
7/4/07	vs. LOU	W, 4-3	14,931
7/4/06	vs. COL	W, 5-3	15,606
7/4/05	vs. LOU	L, 4-2	15,649
7/4/04	vs. LOU	W, 2-1	16,062
7/4/03	vs. LOU	L, 3-1	15,852
7/4/02	vs. LOU	W, 12-4	15,983
7/4/01	vs. OTT	W, 3-2	15,864
7/4/00	vs. LOU	W, 7-2	15,880
7/4/99	vs. SYR	W, 8-6	15,609
7/4/98	vs. LOU	W, 5-3	15,683
7/4/97	vs. BUF	L, 6-2	15,648
7/4/96	at BUF	L, 11-4	20,050
Overall Record: 11-12			

Labor Day

Date	Opponent	Score	Att.
9/2/19	at LOU	W, 4-0	6,241
9/3/18	at LOU	W, 4-0	7,171
9/4/17	at TOL	L, 7-4	10,500
9/5/16	at LOU	L, 4-1	7,203
9/7/15	at LOU	L, 3-2	6,496
9/1/14	at LOU	L, 4-3	9,876
9/2/13	at LOU	L, 7-5	7,898
9/3/12	at LOU	W, 2-0	8,185
9/5/11	at LOU	L, 5-2	8,463
9/6/10	at LOU	L, 6-3	8,251
9/7/09	at LOU	W, 4-2	8,375
9/1/08	at LOU	W, 5-2	9,465
9/3/07	at LOU	L, 8-2	8,008
9/4/06	at LOU	W, 5-1	9,982
9/5/05	at TOL	L, 4-3	8,592
9/6/04	at LOU	L, 7-6	9,413
9/1/03	at TOL (CXL)		
9/2/02	at LOU	L, 10-5	13,131
9/3/01	at LOU	L, 3-2	10,985
9/4/00	at LOU	W, 4-3	10,340
9/6/99	at LOU	W, 8-3	6,133
9/7/98	at LOU	W, 6-3	4,429
9/1/97	at LOU	W, 10-0	5,282
9/2/96	at LOU	L, 3-2	9,184
Overall Record: 10-13			

VICTORY FIELD ERA RECORDS

Opening Day Lineups/Results

Win/Loss Record: 10-13 | Home: 6-6 Road: 4-7

Current Streak: L2 (Since 2018)

1997	
Curtis Goodwin	CF
Pokey Reese	SS
Tim Belk	1B
Brian Hunter	RF
Glenn Murray	LF
Paul Bako	C
Aaron Boone	3B
Billy Hall	2B
Roger Salkeld	P
IND at LOU L, 10-3	

1998	
Damian Jackson	SS
Kevin Baez	3B
Roberto Petagine	1B
Glenn Murray	DH
Chad Mottola	RF
Ozzie Timmons	LF
Jason Williams	2B
Steve Gibralter	CF
Tim Marx	C
Rod Bolton	P
TOL at IND W, 3-0	

1999	
Jason Hardtke	2B
Jeff Branson	SS
Carlos Baerga	3B
Rod McCall	DH
Jason LaRue	C
D.T. Cromer	1B
Darrell Whitmore	LF
Damon Hollins	RF
Mike Frank	CF
Denny Neagle	P
TOL at IND W, 9-7	

2000	
Santiago Perez	SS
Lou Collier	CF
Jose Fernandez	3B
Kurt Bierek	1B
Brad Tyler	LF
Scott Krause	RF
Raul Casanova	C
Norberto Martin	2B
Horacio Estrada	P
IND at RIC W, 5-2	

2001	
Elvis Pena	SS
Lou Collier	CF
Mark Sweeney	DH
Mike Coolbaugh	3B
Brian Leshar	LF
Kevin Barker	RF
Kevin Brown	C
Brant Brown	1B
Marco Scutaro	2B
John Snyder	P
TOL at IND W, 6-5	

2002	
Ryan Christenson	CF
Jon Zuber	1B
Ryan Thompson	LF
Israel Alcantara	DH
Midre Cummings	RF
Rob Sasser	3B
Marcus Jensen	C
Dionys Cesar	2B
Bill Hall	SS
Jimmy Osting	P
COL at IND L, 4-1	

2003	
Mark Budzinski	CF
Bill Hall	2B
Lee Stevens	DH
Cody McKay	C
Brady Clark	LF
Joe Lawrence	RF
Wilton Veras	3B
Steve Scarborough	SS
Jamey Wright	P
IND at COL W, 8-2	

2004	
Matt Erickson	2B
Chris Magruder	LF
Dave Krynzal	CF
Chris Coste	3B
Jeff Liefer	1B
Corey Hart	RF
Mark Johnson	C
J.J. Hardy	SS
Victor Santos	P
IND at NOR W, 2-1	

2005	
Rich Thompson	CF
Edwards Guzman	DH
Nate McLouth	LF
Graham Koonce	1B
Ryan Doumit	C
Yurendell De Caster	3B
Ray Sadler	RF
Jorge Velandia	SS
Shaun Skrehot	2B
Zach Duke	P
PAW at IND W, 7-5	

2006	
Rajai Davis	CF
Mike Edwards	DH
Jose Bautista	3B
Brad Eldred	1B
Ronny Paulino	C
Yurendell De Caster	RF
Ray Sadler	LF
Jason Alfaro	2B
J.J. Furmaniak	SS
Tom Gorzelanny	P
IND at PAW L, 3-2	

2007	
Nyjer Morgan	CF
Freddy Sanchez	2B
Rajai Davis	LF
Russ Johnson	3B
Yurendell DeCaster	1B
Luis Matos	RF
Brian Bixler	SS
Carlos Maldonado	C
Sean Burnett	P
COL at IND W, 6-1	

2008	
Andrew McCutchen	CF
Brian Bixler	SS
Matt Kata	2B
Steve Pearce	RF
Adam Bovee	1B
Neil Walker	3B
Kevin Thompson	LF
Josh Wilson	DH
Raul Chavez	C
Bryan Bullington	P
IND at PAW L, 3-0	

2009	
Andrew McCutchen	CF
Brian Bixler	SS
Jeff Salazar	LF
Garrett Jones	RF
Neil Walker	3B
Steve Pearce	1B
Larry Broadway	DH
Andy Phillips	2B
Erik Kratz	C
Jason Davis	P
TOL at IND L, 16-5	

2010	
Jose Tabata	CF
Brandon Jones	RF
Pedro Alvarez	3B
Steve Pearce	1B
Neil Walker	LF
Brandon Moss	DH
Erik Kratz	C
Brian Friday	2B
Argenis Diaz	SS
Kevin Hart	P
IND at COL L, 17-4	

2011	
Gorkys Hernandez	CF
Pedro Ciriaco	SS
Alex Presley	LF
Matt Hague	1B
Andrew Lambo	RF
Chase d'Arnaud	2B
Josh Harrison	3B
Dusty Brown	C
Brian Friday	DH
Brian Burres	P
COL at IND L, 4-3	

2012	
Chase d'Arnaud	SS
Jordy Mercer	2B
Starling Marte	CF
Nick Evans	3B
Jeff Clement	1B
Jeremy Farrell	DH
Brandon Boggs	RF
Eric Fryer	C
Gorkys Hernandez	LF
Justin Wilson	P
IND at TOL L, 5-1	

2013	
Alex Presley	CF
Jordy Mercer	SS
Felix Pie	LF
Jerry Sands	RF
Brandon Inge	DH
Matt Hague	1B
Jared Goedert	3B
Tony Sanchez	C
Ivan De Jesus	2B
Andy Oliver	P
COL at IND L, 4-3	

2014	
Jaff Decker	CF
Robert Andino	SS
Gregory Polanco	RF
Chris McGuinness	1B
Matt Hague	DH
Brent Morel	3B
Chase d'Arnaud	CF
Michael Martinez	2B
Carlos Paulino	C
Casey Sadler	P
IND at COL W, 2-1	

2015	
Allen Hanson	2B
Steve Lombardozzi	DH
Jose Tabata	RF
Hunter Morris	1B
Brent Morel	3B
Jaff Decker	LF
Elias Diaz	C
Gorkys Hernandez	CF
Gustavo Nunez	SS
Nick Kingham	P
COL at IND L, 4-0	

2016	
Allen Hanson	2B
Max Moroff	3B
Josh Bell	1B
Jason Rogers	DH
Danny Ortiz	LF
Willy Garcia	RF
Jacob Stallings	C
Gift Ngoepe	SS
Antoan Richardson	CF
Tyler Glasnow	P
IND at COL L, 1-0	

2017	
Max Moroff	2B
Gift Ngoepe	SS
Austin Meadows	CF
Jose Osuna	1B
Elias Diaz	C
Danny Ortiz	RF
Eric Wood	3B
Jason Rogers	DH
Christopher Bostick	LF
Steven Brault	P
TOL at IND W, 7-4	

2018	
Kevin Newman	SS
Kevin Kramer	2B
Austin Meadows	CF
Jose Osuna	3B
Jordan Luplow	RF
Max Moroff	DH
Jacob Stallings	C
Erich Weiss	1B
Christopher Bostick	LF
Nick Kingham	P
COL at IND L, 11-4	

2019	
Cole Tucker	SS
Ke'Bryan Hayes	3B
Patrick Kivlehan	RF
Will Craig	1B
Kevin Kramer	2B
Bryan Reynolds	CF
Steven Baron	C
Trayvon Robinson	LF
Erich Weiss	DH
JT Brubaker	P
IND at COL L, 10-4	

ORGANIZATION

2020 INDIANS

IL & O'PONENTS

2019 REVIEW

PIRATES

HISTORY

GENERAL

VICTORY FIELD PLAYOFF RESULTS

American Association Playoffs - 1996

AA East Division Finals (1996)

Manager (Affiliate): Dave Miley (Cincinnati)

Date	Opp.	Final	W. Pitcher	L. Pitcher	Save
9/4	vs BUF	W, 5-2	Buckley	Anderson	-
9/5	vs BUF	W, 5-3	Luebbers	Scott	Spradlin
9/6	at BUF	L, 4-3	Graves	Warren	-
9/7-8	at BUF	PPD (Rain) -	-	-	-
9/9	at BUF	L, 6-0	Graves	Moore	-
9/10	at BUF	W, 4-1	Buckley	Williams	-

AA Championship (1996)

Date	Opp.	Final	W. Pitcher	L. Pitcher	Save
9/11	at OKC	L, 4-3	Alberro	Luebbers	Patterson
9/12	at OKC	L, 3-2	Santana	Pughe	Patterson
9/13	vs OKC	W, 5-3	Warren	Eversgerd	Spaldin
9/14	vs OKC	L, 4-2	Dreyer	Moore	-

INDIANS WIN SERIES, 3-2

INDIANS LOSE SERIES, 1-3

American Association Playoffs - 1997

AA East Division Finals (1997)

Manager (Affiliate): Dave Miley (Cincinnati)

Date	Opp.	Final	W. Pitcher	L. Pitcher	Save
9/3	vs BUF	W, 5-3	Williams	Weathers	Lewis
9/4	vs BUF	L, 4-3	Anderson	Bolton	Blomdahl
9/5	at BUF	W, 11-7	Lewis	Scott	-
9/6	at BUF	L, 9-2	Driskill	Crowell	-
9/7	at BUF	L, 6-2	Weathers	Walker	-

INDIANS LOSE SERIES, 2-3

Governors' Cup Playoffs & Triple-A World Series - 2000

Governors' Cup Semifinals (2000)

Manager (Affiliate): Steve Smith (Milwaukee)

Date	Opp.	Final	W. Pitcher	L. Pitcher	Save
9/6	vs DUR	W, 6-3	Levrault	Agosto	Scanlan
9/7	vs DUR	L, 9-0	Callaway	Davis	-
9/8	at DUR	L, 11-3	Cornett	Estrada	-
9/9	at DUR	W, 3-2	Roque	Standridge	Scanlan
9/10	at DUR	W, 6-4	Estrada	Phelps	Scanlan

Governors' Cup Championship (2000)

Date	Opp.	Final	W. Pitcher	L. Pitcher	Save
9/11	at SWB	L, 6-4	Thomas	Levrault	-
9/12	at SWB	W, 6-3	Davis	Coggin	Scanlan
9/13	vs SWB	W, 4-3	Buddie	Schrenk	Scanlan
9/14	vs SWB	L, 1-0	Figueroa	Estrada	-
9/15	vs SWB	W, 6-1	Harikkala	Thomas	-

INDIANS WIN SERIES, 3-2

INDIANS WIN GOVERNORS' CUP TITLE, 3-2

Triple-A World Series in Las Vegas (2000)

Date	Opp.	Final	W. Pitcher	L. Pitcher	Save
9/18	at MEM	W, 8-3	Davis	Smith	-
9/19	vs MEM	W, 3-2	Scanlan	Rodriguez	-
9/20	at MEM	L, 11-4	Weibl	Levrault	-
9/21	vs MEM	W, 9-2	Estrada	Hackman	-

INDIANS WIN TRIPLE-A WORLD SERIES, 3-1

Governors' Cup Playoffs - 2005

Governors' Cup Semifinals (2005)

Manager (Affiliate): Trent Jewett (Pittsburgh)

Date	Opp.	Final	W. Pitcher	L. Pitcher	Save
9/7	vs BUF	L, 5-1	Davis	Snell	-
9/8	vs BUF	L, 6-5	Diaz	Corey	Robbins
9/9	at BUF	W, 5-2	Connolly	Carmona	Corey
9/10	at BUF	W, 4-1	Enochs	Young	Corey
9/11	at BUF	W, 6-4	Connolly	Stanford	Corey

INDIANS WIN SERIES, 3-2

Governors' Cup Championship (2005)

Date	Opp.	Final	W. Pitcher	L. Pitcher	Save
9/13	at TOL	L, 10-8	Ennis	Reith	Kamuth
9/14	at TOL	L, 6-3	Hamman	Gorzellanny	Woodyard
9/15	vs TOL	L, 8-3	Grilli	Connolly	-

INDIANS LOSE SERIES, 0-3

VICTORY FIELD PLAYOFF RESULTS (cont.)

Governors' Cup Playoffs - 2006

IL West One-Game Playoff (2006)

Manager (Affiliate): Trent Jewett (Pittsburgh)

Date	Opp.	Final	W. Pitcher	L. Pitcher	Save
9/5	at TOL	L, 4-0	Lewis	Reames	-

INDIANS LOSE SERIES, 0-1

Governors' Cup Playoffs - 2012

Governors' Cup Semifinals (2012)

Manager (Affiliate): Dean Treanor (Pittsburgh)

Date	Opp.	Final	W. Pitcher	L. Pitcher	Save
9/5	vs CHA	L, 8-1	Leesman	VandenHurk	-
9/6	vs CHA	L, 14-13	Rodriguez	Cole	Marinez
9/7	at CHA	W, 8-0	Irwin	Carroll	-
9/8	at CHA	L, 6-4	Zaleski	Johnson	Rodriguez

INDIANS LOSE SERIES, 1-3

Governors' Cup Playoffs - 2013

Governors' Cup Semifinals (2013)

Manager (Affiliate): Dean Treanor (Pittsburgh)

Date	Opp.	Final	W. Pitcher	L. Pitcher	Save
9/4	at DUR	L, 2-0	Beliveau	Cumpton	Yates
9/5	at DUR	L, 6-5	Martin	Godfrey	Yates
9/6	vs DUR	L, 2-1	Kelly	Rodriguez	Sandoval

INDIANS LOSE SERIES, 0-3

Governors' Cup Playoffs - 2015

Governors' Cup Semifinals (2015)

Manager (Affiliate): Dean Treanor (Pittsburgh)

Date	Opp.	Final	W. Pitcher	L. Pitcher	Save
9/9	vs SWB	W, 7-3	Boscan	Haynes	Wall
9/10	vs SWB	W, 6-1	Worley	Wooten	-
9/11	at SWB	W, 4-2	Morris	Barbato	Wood

INDIANS WIN SERIES, 3-0

Governors' Cup Championship (2015)

Date	Opp.	Final	W. Pitcher	L. Pitcher	Save
9/15	at COL	L, 6-5	Colon	Wall	-
9/16	at COL	L, 5-4	Murata	Boscan	Molleken
9/17	vs COL	W, 6-5	Bleich	Colon	Wood
9/18	vs COL	W, 5-4	Wood	Johnson	-
9/19	vs COL	L, 3-0	Clevinger	Volstad	Marmol

INDIANS LOSE SERIES, 2-3

Governors' Cup Playoffs - 2017

Governors' Cup Semifinals (2017)


Manager (Affiliate): Andy Barkett (Pittsburgh)

Date	Opp.	Final	W. Pitcher	L. Pitcher	Save
9/6	at DUR	L, 10-3	Yarbrough	Holmes	-
9/7	at DUR	L, 2-0	Chirinos	Glasnow	Castillo
9/8	vs DUR	W, 5-0	Kingham	Smith	-
9/9	vs DUR	L, 4-3	Wood	Leathersich	Castillo

INDIANS LOSE SERIES, 1-3

KINGHAM SILENCES BULLS

Trailing Durham 2-0 in the best-of-five 2017 Governors' Cup Semifinals, Tribe right-hander Nick Kingham delivered a clutch performance at Victory Field to extend the series one more day. He held the Bulls scoreless over seven innings of four-hit ball, propelling Indy to its first playoff shutout at The Vic, 5-0. (Photo by Adam Pintar)



Napoleon Lajoie (1918) - Suite 301

MLB TEAMS PLAYED FOR

Philadelphia Phillies (1896-1900), Philadelphia Athletics (1901-02, 1915-16)
Cleveland Bronchos (1902), Cleveland Naps (1903-14)

On the heels of a 21-year major league career, Nap Lajoie (LAI-way) came to Indianapolis and served as player-manager for the club in 1918. He hit .282 and led the Tribe to a 41-34 record, but the season was shortened by the United States' involvement in World War I. Lajoie won the American League Triple Crown in 1901, led the AL in batting average five times (1901-04, 1910) and joined Cap Anson and Honus Wagner as the only MLB players with 3,000 career hits on Sept. 27, 1914. His popularity in Cleveland led to the organization changing its name from the Bronchos to the Naps. He is among MLB's all-time hits leaders and was elected into the National Baseball Hall of Fame in 1937.




Vern Rapp (1969-75) - Suite 302

MLB TEAMS MANAGED

St. Louis Cardinals (1977-78), Cincinnati Reds (1984)

After spending all or parts of 16 minor league seasons as a catcher in the Cardinals, Yankees, Giants, Tigers and Expos organizations, Vern Rapp became a minor league manager for 15 years, seven of them with Indianapolis. He skipped the Tribe to American Association East Division titles in 1971 and 1974. His 1971 club led the AA in ERA (3.01), fewest hits allowed (1,084) and fielding percentage (.976) over 140 contests. His second division-winning squad repeated what made the 1971 team successful, again leading the league in ERA (3.81), fewest hits allowed (1,024) and fielding percentage (.971). He ranks second on Indy's all-time managerial wins list with 513 career victories, and his .532 winning percentage is second to only Dean Treanor's .545 clip among Tribe managers with 400-plus wins. Rapp managed his hometown Cardinals to an 83-79 record in 1977 ahead of an early-season dismissal in 1978. He returned to the big leagues as manager of the Reds in 1984 and accumulated 140 total wins at the game's highest level.




Randy Johnson (1988-89) - Suite 303

MLB TEAMS PLAYED FOR

Montreal Expos (1988-89), Seattle Mariners (1989-98), Houston Astros (1998)
Arizona Diamondbacks (1999-2004, 2007-08), New York Yankees (2005-06), San Francisco Giants (2009)

Nicknamed "The Big Unit" due to his imposing 6-foot-10 presence on the mound, Randy Johnson's career is undoubtedly the most illustrious among former Tribe players. The left-handed fireballer reached triple digits with his fastball early in his career, going a combined 9-8 with a 3.08 ERA in 23 games during Indianapolis' 1988 and 1989 American Association Championship seasons. With Seattle, Johnson was a 1990 American League All-Star and took off in 1992 by striking out an AL-high 241 batters. A year later Johnson fanned a league-best 308 batters, the first of a record six 300-plus strikeout campaigns. He earned four more AL All-Star selections (1993-95, 1997) with Seattle and his first Cy Young Award in 1995 after leading the AL in ERA (2.48) and strikeouts (294). In 1997 with the Mariners, he recorded his first of three career 20-win campaigns while helping guide Seattle to the postseason for a second time. Johnson was then traded to Houston at the July deadline in 1998 and went 10-1 down the stretch to lift the Astros into the playoffs. The superstar talent later earned a spot in the desert with the Arizona Diamondbacks, where he won four straight National League Cy Young Awards (1999-2002) and was elected to five NL All-Star Teams (1999-2002, 2004). He led the NL in ERA three times (1999, 2001-02) and strikeouts five times (1999-2002, 2004), including a career-high 372 during Arizona's run to the 2001 World Series Championship, of which he was named MVP. Earlier that season, he tossed the fourth 20-strikeout game by an individual in baseball history. He won the NL Triple Crown (24 wins, 2.32 ERA, 334 strikeouts) in 2002 and finished second in the 2004 NL Cy Young race, a season where he tossed the 17th perfect game in baseball history to become the oldest ever to accomplish the feat, doing so at age 40 and breaking a century-old record set by Cy Young himself in 1904. Johnson's last of 22 seasons was highlighted by his 300th career win, making him the 24th member of the 300-win club. He ended his career with 303 total victories, a lifetime 3.29 ERA and 4,875 strikeouts, a total that trails only Nolan Ryan. He was inducted into the Mariners Hall of Fame in 2012, and three years later, his No. 51 jersey was retired by the D-backs just months after he became a First Ballot Hall of Famer.



Norman A. Perry Sr. (1929-41) - Suite 304

The mastermind behind the construction of Perry Stadium (later known as Victory Field from 1942-67 and Bush Stadium from 1967-96), Norman Perry Sr. has multiple ties to the rich history of Indianapolis. The Perry family owned and operated the Indianapolis Light & Heat Company, today known as the Indianapolis Power & Light Company. The light towers at Washington Park (located in place of the Indianapolis Zoo) were provided by the Perry family, which were eventually moved to the Tribe's new stadium in 1931. Perry Sr. named the ballpark Perry Stadium in honor of his late brother James, who bought the Indians in 1927 but was killed in a plane crash two years later. Following the tragic death, Perry Sr. took the reins as owner of the team up until selling the franchise to Owen "Donie" Bush and Frank E. McKinney in 1941.




Orestes "Minnie" Minoso (1964) - Suite 305

MLB TEAMS PLAYED FOR

Cleveland Indians (1949, 1951, 1958-59), Chicago White Sox (1951-57, 1960-61, 1964, 1976, 1980)
St. Louis Cardinals (1962), Washington Senators (1963)

On the heels of 14 successful major league seasons, 38-year-old Minnie Minoso hit .264 in 52 games for an 89-win Indianapolis squad. His baseball career began in 1946 with the New York Cubans in the Negro leagues, and he eventually signed with Cleveland in 1948 after baseball's color barrier began to fade. Minoso consistently ranked among American League leaders, topping the AL in stolen bases (1951-53) and triples three times (1951, 1954, 1956) each and doubles (1957) and hits (1960) once apiece. The seven-time All-Star (1951-54, 1957, 1959-60) and three-time Gold Glove Award winner (1957, 1959-60) finished fourth in AL MVP voting four times (1951, 1953-54, 1960) and led the AL in times hit by pitch a record 10 seasons. He was the first black Cuban in major league history and first black player in White Sox history. He rejoined the South Siders as a coach in the early '70s and made highly publicized game appearances in 1976 and 1980 at ages 50 and 54. Minoso became the third player in baseball history over the age of 50 to notch a hit at the big league level and the second ever to play in the majors across five different decades. The White Sox retired his No. 9 jersey in 1983 and unveiled a statue of him at U.S. Cellular Field in 2004. He was also inducted into the Mexican Baseball Hall of Fame in 1996.



Andrew McCutchen (2007-09) - Suite 306

MLB TEAMS PLAYED FOR

Pittsburgh Pirates (2009-17), San Francisco Giants (2018)

Selected by the Pirates 11th overall in the 2005 MLB June Amateur Draft, Andrew McCutchen lived up to the hype on his way through Circle City. Following a brief 17-game showing in 2007, McCutchen paced the 2008 Indians in batting average (.283), hits (145), doubles (26) and OPS (.770) while finishing second in stolen bases (34). He played for Indy again in 2009 and led the club with eight triples, despite only appearing in 49 games. McCutchen broke into the majors with Pittsburgh in 2009 and became a five-time National League All-Star (2011-15), four-time Silver Slugger (2012-15), Gold Glove Award winner (2012) and MVP (2013). He led the NL with 194 hits in 2012 and batted .317 with 21 home runs, 84 RBI and 27 stolen bases during his MVP campaign. McCutchen posted 20-plus home runs and 79 or more RBI in each of his final seven years with the Pirates. He was presented with the Roberto Clemente Award in 2015, given annually to an MLB player who "best represents the game of baseball through extraordinary character, community involvement, philanthropy and positive contributions, both on and off the field."



Roger Maris (1956) - Suite 307

MLB TEAMS PLAYED FOR

Cleveland Indians (1957-58), Kansas City Athletics (1958-59), New York Yankees (1960-66), St. Louis Cardinals (1967-68)

Before churning out 12 seasons in the major leagues, Roger Maris helped lead Indianapolis to the American Association Pennant, Championship and Junior World Series title in 1956. Just 21 years old, Maris batted .293 with 17 home runs, 75 RBI and a team-high 20 doubles in 131 games for the Tribe. In Game 2 of Indy's 4-0 sweep of Rochester in the Junior World Series, Maris belted two home runs as part of a record seven-RBI performance. He made his big league debut with Cleveland in 1957 and earned four American League All-Star nods from 1959-62. After being traded from the Kansas City Athletics to the New York Yankees following the 1959 season, Maris won back-to-back AL MVP Awards in 1960 and '61. He led the AL in RBI both years and set the single-season home run record with 61 blasts in 1961, breaking Babe Ruth's record of 60 set in 1927. Maris' record lasted 37 years, until both Mark McGwire and Sammy Sosa surpassed the feat in 1998. The left-handed-hitting right fielder appeared in seven World Series, five with the Yankees (1960-64) and two with the Cardinals (1967-68), winning rings in 1961, '62 and '67. Maris' No. 9 was retired by the Yankees on July 21, 1984. A little over a year later, non-Hodgkin's lymphoma took his life in December 1985.



Ken Griffey (1973-74) - Suite 308

MLB TEAMS PLAYED FOR

Cincinnati Reds (1973-81, 1988-90), New York Yankees (1982-86), Atlanta Braves (1986-88), Seattle Mariners (1990-91)

Well before making history with his son Ken Griffey Jr., Ken Griffey Sr. had a successful 19-year major league career of his own. He was the Tribe's Team MVP and American Association Rookie of the Year in 1973 after hitting .327 with 10 home runs, 58 RBI and 43 stolen bases. Griffey Sr. then hit .333 in 43 contests with Indy the following year and later won World Series rings in 1975 and 1976 with Cincinnati as part of The Big Red Machine. Griffey Sr. was a three-time National League All-Star (1976-77, 1980) and won the game's MVP Award in 1980. A decade later, he closed out his career in Seattle playing alongside his son. On Aug. 31, 1990, they became the first father-son teammates in MLB history. Griffey Sr. hit second, followed by his son Griffey Jr. and both singled in their first at-bats of the game. Two weeks later, the duo further etched themselves in baseball history by becoming the first father-son combination – and only to this date – to hit back-to-back home runs. Griffey Sr. was inducted into the Reds Hall of Fame in 2004 and is the only player in Reds history to play for three Reds World Champion teams.



Don Zimmer (1968) - Suite 313

MLB TEAMS PLAYED FOR

Brooklyn Dodgers (1954-57), Los Angeles Dodgers (1958-59, 1963), Chicago Cubs (1960-61)
New York Mets (1962), Cincinnati Reds (1962), Washington Senators (1963-65)

MLB TEAMS MANAGED

San Diego Padres (1972-73), Boston Red Sox (1976-80), Texas Rangers (1981-82), Chicago Cubs (1988-91)

Don Zimmer spent 66 of his 83 years either playing, coaching or managing professional baseball. One of those 66 years came as skipper of the 1968 Indianapolis Indians, a team that was led by eventual Kansas City Royals All-Star Hal McRae. Zimmer played a combined 12 seasons for six major league organizations, winning two World Series rings with the Dodgers (1955, 1959) before earning a National League All-Star bid with the Chicago Cubs in 1961. His first taste of managing came in 1967 before coming through Indy the following year. He broke into the majors as a manager in 1972 and won 90-plus games with the Boston Red Sox three straight seasons (1977-79). His lone managerial playoff appearance came in 1989 when he guided the Cubs to a 93-69 record and NLCS appearance, eventually receiving the NL Manager of the Year Award. Zimmer was a bench coach for the New York Yankees for four of their World Series titles (1996, 1998-2000) and was later inducted into the Red Sox Hall of Fame in 2010. Every year, Zimmer increased his jersey number one digit to match his years spent in professional baseball. After working 11 seasons with the Tampa Bay Rays from 2004 to 2014, his last jersey – No. 66 – was officially retired by the Rays in 2015.



Michael A. Carroll - Suite 314

On Sept. 11, 1992, four Indianapolis business and civic leaders were killed when two small planes collided. The leaders were en route to Columbus, Ohio, for a flower show with hopes of learning how to beautify White River State Park. Michael A. Carroll, Vice President of Community Affairs for Lilly Endowment Inc. and a former Deputy Mayor and special assistant to Senator Richard Lugar and Dan Quayle when he served in the Senate, was among the four leaders who died. Frank E. McKinney Jr., a former Indiana University swimming champion, Olympic gold medalist and retired CEO of Bank One Indiana, also died in the crash, along with former Indiana Lottery director John Weliver and White River State Park Commission Executive Director Bob Welch. Among Carroll's greatest achievements was helping bring the Pan American Games to Indianapolis in 1987, held at the venue named in honor of him. In addition to the 1987 Pan Am Games and 1988 Olympic Team Trials, the Michael A. Carroll Track & Soccer Stadium has hosted IU/PUI athletics, the 2006 and 2007 USA Track and Field Championships, the IHSAA Lacrosse and Soccer State Championships and Indy Eleven soccer.



Joe Sparks (1986-88) - Suite 315

A minor league manager for all or parts of 20 seasons, Joe Sparks delivered nothing but championships during his three-year stretch as Indianapolis' skipper. In his first season at the helm the Indians went 80-62 and defeated Denver in a best-of-seven series, 4-3, to claim the first of four straight American Association titles for the club. His squad finished third in the eight-team division the following year but bounced Louisville 3-2 in the opening round of the playoffs before again trouncing Denver for the AA Championship, 4-1. Sparks' 1988 campaign featured 89 wins, another AA Pennant and Championship, and Triple-A Classic title over Rochester. He was named AA Manager of the Year in each of his three seasons with Indy, in addition to 1988 Minor League Manager of the Year honors. Sparks never reached the majors in his 13 seasons as a player, but he did have four separate one-year MLB coaching stints with the Chicago White Sox (1979), Cincinnati Reds (1984), Montreal Expos (1989) and New York Yankees (1990). He closed out his career in baseball as an advance scout for the St. Louis Cardinals (1996-2003) and Oakland Athletics (2005-08).




Rocky Colavito (1954-55) - Suite 316

MLB TEAMS PLAYED FOR

Cleveland Indians (1955-59, 1965-67), Detroit Tigers (1960-63), Kansas City Athletics (1964)
Chicago White Sox (1967), Los Angeles Dodgers (1968), New York Yankees (1968)

An eventual Cleveland Indians and Detroit Tigers slugger, Rocky Colavito first showcased his raw power with the Tribe in 1954 and '55. At age 20, he set the Indianapolis single-season home run record with 38 long balls. His power lifted the Indians to an American Association Pennant and Championship appearance. The young corner outfielder followed that campaign with a 30-homer output in 1955. His 68 career homers for the Tribe place him in a tie for third among Indy's all-time home run leaders. Colavito would later crush 374 career home runs over 14 big league seasons, eight spent in Northeast Ohio. He finished second in the 1956 American League Rookie of the Year voting and was third in votes for AL MVP two years later. In 1959, Colavito smacked 42 home runs and finished atop the AL home run chart with another former Indianapolis Indian, Harmon Killebrew of the Washington Senators. A trade to the Tigers just days before Opening Day in 1960 caused an uproar amongst Indians fans, who voiced their displeasure by starting a "Don't Knock the Rock" campaign. Colavito earned a total of six AL All-Star bids (1959, 1961-62, 1964-66) before his playing days ended following the 1968 season. Colavito, alongside former Indy Indians player-manager Al Lopez and pitcher Herb Score, was inducted into the Cleveland Indians Hall of Fame in 2006.



Bob Uecker (1960) - Suite 342

MLB TEAMS PLAYED FOR

Milwaukee Braves (1962-63), St. Louis Cardinals (1964-65), Philadelphia Phillies (1966-67), Atlanta Braves (1967)

While Milwaukee native Bob Uecker only appeared in eight games for the Tribe in 1960 and was a lifetime .200 hitter over six major league seasons, he did play for his hometown team, won a World Series with the Cardinals in 1964 and hit three of his 14 career home runs off future Hall of Famers Sandy Koufax, Gaylord Perry and Fergie Jenkins. Uecker caught his break when he became a regular guest on Johnny Carson's Tonight Show, on which the famous TV host branded Uecker the nickname "Mr. Baseball." Uecker became radio broadcaster of the Milwaukee Brewers in 1971 and was part of ABC and NBC Major League Baseball broadcasts in the 1970s and 1990s. In 1989, Uecker's part-time acting career landed him a prominent role as Cleveland broadcaster Harry Doyle in the *Major League* film trilogy. Uecker was on the call for Robin Yount's 3,000th career hit on Sept. 9, 1992, one of many iconic broadcasting moments in his legendary career. In 2003, he was honored with the Ford C. Frick Award in recognition of his broadcasting career, and his catchphrase home run call "Get up! Get up! Get outta here! Gone!" resonates with Brewers and baseball fans across the country.



Owen J. "Donie" Bush (1908, 1924-26, 1941-52, 1955-69) - Suite 345

MLB TEAMS PLAYED FOR

Detroit Tigers (1908-21), Washington Senators (1921-23)

MLB TEAMS MANAGED

Washington Senators (1923), Pittsburgh Pirates (1927-29), Chicago White Sox (1930-31), Cincinnati Reds (1933)

One of the original 16 members inducted into the Indiana Baseball Hall of Fame in 1979, Indianapolis native Donie Bush contributed significantly to Tribe baseball, both on and off the field. Prior to being honored as the "King of Baseball" at Major League Baseball's 1963 Winter Meetings, Bush was a player, manager, president and owner of the Indians at various points of his career. He first suited up for the Tribe in 1908 and helped lead the team to a 92-61 record and American Association pennant. Bush made his MLB debut that year in Detroit, where he led the American League in walks five times (1909-12, 1914) and finished third in the 1914 AL MVP race. Bush was a nightmare on the basepaths as well, swiping 30-plus bags eight times in his career (1909-15, 1917). At age 35 in 1923, he served as a player-manager for the Washington Senators before returning to Indy in 1924. He managed the Tribe to three straight 90-plus win seasons in the American Association and even took the field briefly in both 1924 and 1926. Bush's managerial success earned him the same gig with the Pittsburgh Pirates in 1927, and he didn't disappoint in leading the Buccos to a 94-60 record and World Series berth. He skipped another five years in the big leagues before an opportunity arose with his hometown club. In 1941, Bush and Frank E. McKinney bought the Indianapolis Indians from Norman Perry Sr., and Bush became co-owner and president as a result. For the entire 1943 season and part of 1944, Bush maintained his front office roles while returning to the dugout as field manager. In total, he piloted 497 wins in the major leagues and 365 victories for Indy. After Bush stepped down as Indianapolis' president and sold his remaining club ownership rights to the Cleveland Indians, he became a scout for the Boston Red Sox from 1953-55. Bush made a fourth and final return to the Tribe in Nov. 1955, becoming president through January 1969. In 1967, old Victory Field was renamed Bush Stadium in honor of Indianapolis' "Mr. Baseball." Bush's baseball career continued as a scout for the Chicago White Sox until he passed at age 84 in March 1972.



Ted Beard (1947-51, 1956-63) - Suite 346

MLB TEAMS PLAYED FOR

Pittsburgh Pirates (1948-52), Chicago White Sox (1957-58)

The longest-tenured position player in franchise history, Ted Beard unsurprisingly ranks among all-time Tribe leaders in numerous offensive categories. His defense was superb as well; following a two-game stint in 1947, Indianapolis fans nicknamed him "The Arm" after he recorded 31 outfield assists in his first full season. He quickly became a favorite among his teammates and fans with his hustle. At just 5-foot-8 and 165 pounds, Beard led the 1948 American Association in triples (17), walks (128) and runs scored (131), helping guide Indy to the pennant and the franchise's lone 100-win season. One year later, he drew a single-season record 132 walks while propelling the team to its third American Association Championship and first Junior World Series title. The scrappy talent spent parts of seven seasons in the big leagues, and one of his six career major league homers is still remembered to this day. What Beard would later describe as "a mistake" because he rarely hit home runs at all, the left-handed hitter became the second of 10 players ever to hit a home run over the 86-foot-high right field roof at Forbes Field in 1950. Fifteen years prior, Babe Ruth was the first to accomplish the feat, doing so on his last of 714 career home runs. Beard is Indy's all-time leader in career walks (707) and ranks in the top five in triples (2nd), runs scored (2nd), doubles (4th), games played (4th) and hits (5th). He also managed the club for half of the 1960 season and admirably served as an Army medic in the Pacific theatre of World War II.



George Foster (1973) - Suite 351

MLB TEAMS PLAYED FOR

San Francisco Giants (1969-71), Cincinnati Reds (1971-81), New York Mets (1982-86), Chicago White Sox (1986)

George Foster was a feared right-handed slugger from the mid-1970s to the mid-80s. At age 23, Foster appeared for the Reds in Games 1 and 5 of the 1972 World Series against Oakland but did not receive an at-bat. He returned to the minors the following year and hit .262 with 15 home runs, 26 doubles and 60 RBI for Indianapolis. Foster finally hit his stride in 1976 with his first of four straight National League All-Star selections, even winning MVP of the All-Star Game. The California native hit 29 home runs and drove in an NL-high 121 RBI that year, helping The Big Red Machine to its second consecutive World Series Championship while finishing second in the NL MVP race behind Reds teammate Joe Morgan. In 1977 Foster exploded with major league bests in home runs (52), RBI (149), total bases (388) and slugging percentage (.631) to win NL MVP, and his 1978 season saw him again lead the NL in RBI (120). In his last season with the Reds, Foster earned his fifth and final All-Star bid, won a Silver Slugger Award and finished third in the MVP race. He split his last 18 big league seasons between the Mets and White Sox, with New York awarding him a World Series ring following their 1986 Championship. Overall, Foster had 10 seasons with 20-plus home runs and seven with 90 or more RBI. He was inducted into the Reds Hall of Fame in 2003.



Mordecai "Three Finger" Brown (1919) - Suite 352

MLB TEAMS PLAYED FOR

St. Louis Cardinals (1903), Chicago Cubs (1904-12, 1916), Cincinnati Reds (1913), St. Louis Terriers - Federal League (1914), Brooklyn Tip-Tops - Federal League (1914), Chicago Whales - Federal League (1915)

During his youth, Mordecai Brown got the nickname "Three Finger" when he lost parts of two fingers on his right hand in a farming accident. Raised 60 miles west of Indianapolis in Nyesville, Ind., Brown used his accident as an advantage when playing baseball. The movement on his pitches was second to none in the early 1900s, including a curveball that Detroit Tigers legend Ty Cobb dubbed as "the most deceiving and most devastating pitch he ever faced." Brown led the majors with a 1.04 ERA in 1906 before leading the Chicago Cubs to back-to-back World Series titles in 1907 and 1908. During his 29-win 1908 campaign, he became the first pitcher in MLB history to toss four consecutive shutouts. Brown pitched for Indianapolis in 1919 at age 42 and was elected into the National Baseball Hall of Fame by the Veterans Committee in 1949.




Larry Walker (1989) - Suite 353

MLB TEAMS PLAYED FOR

Montreal Expos (1989-94), Colorado Rockies (1995-2004), St. Louis Cardinals (2004-05)

Larry Walker was a key contributor to Indianapolis' run at a fourth straight American Association Championship and second consecutive Triple-A Classic title in 1989. He batted .270 with 12 home runs, 59 RBI and a team-best 36 stolen bases for the 89-57 squad. The 22-year-old Canadian broke into the majors that season with the Montreal Expos. His 1992 campaign featured a National League All-Star bid, Gold Glove and Silver Slugger Award. Another Gold Glove honor in 1993 preceded an NL-high 44 doubles in 1994 before his career took off in Colorado. He became the first Canadian to win an MVP, doing so in 1997 behind a league-best and career-high 49 homers. Walker added four more All-Star selections (1997-99, 2001), five Gold Gloves (1997-99, 2001-02) and two Silver Sluggers (1997, 1999) with the Rockies. He was a three-time MLB batting champion while in Colorado (1998-99, 2001) and peaked with a .379 average to close out the 20th century, becoming just the fifth player since 1940 to hit .379 or higher in a single season. He finished his playing career with St. Louis, appearing in two postseasons. Walker carried St. Louis to the 2004 World Series against Boston and set the franchise record for most home runs by a left-handed hitter in postseason play with six. In the series opener, his four-hit performance made him the seventh Cardinals player and first since Lou Brock in 1969 to record four knocks in a World Series game. Following retirement, Walker served as hitting coach of the Canadian national team in multiple World Baseball Classics. On Jan. 21, 2020, and in his 10th and final year on the BBWAA Hall of Fame ballot, Walker was announced as a National Baseball Hall of Fame inductee alongside First Ballot Hall of Famer Derek Jeter.




Razor Shines (1984-89, 1991-93) - Suite 355

MLB TEAMS PLAYED FOR

Montreal Expos (1983-85, 1987)

A name synonymous with Indianapolis Indians baseball, Razor Shines played in over 800 games for the Tribe across nine seasons. While he only saw brief major league action in parts of four seasons, Shines played a huge role in guiding Indianapolis to American Association domination throughout the 1980s. His best season with Indy came in 1984 when he had 26 doubles, 18 home runs and 80 RBI, but the Tribe fell short in their AA Championship Series against Louisville. Following the loss, Shines led the Indians to three AA Pennants (1986, 1988-89) and four straight AA Championships (1986-89). Overall, Shines' longevity and success placed him among Indy's all-time leaders in home runs (T-3rd), RBI (4th) and doubles (5th). He was a player-hitting coach for Indy in 1993 and attended the final game played at Bush Stadium on July 3, 1996. Shines coached and managed for various minor league teams up through 2015 and accepted big league opportunities in 2007 as third base coach of the White Sox and first base coach for the Mets from 2009-10.



Dave Concepcion (1969) - Suite 356

MLB TEAMS PLAYED FOR

Cincinnati Reds (1970-88)

Originally drafted by Cincinnati as a pitcher, Dave Concepción became one of the Reds' and National League's greatest all-time shortstops. Before spending each of his 19 major league seasons in Cincy, Concepción played in 42 games and batted .341 for the Tribe in 1969. He made his MLB debut the following year at age 22 and earned his first NL All-Star bid in 1973. Despite missing the All-Star cut in 1974, he did manage to steal a career-high 41 bases while winning his first Gold Glove Award. Concepción then reeled off eight consecutive All-Star selections from 1975-82, also winning four additional Gold Glove Awards (1975-77, 1979) and two Silver Slugger Awards (1981-82). He played in five postseasons - four of which the Reds advanced to the World Series (1970, 1972, 1975-76) - winning the last two. He was part of The Big Red Machine's intimidating "Great 8" lineup that featured Pete Rose, Johnny Bench, Joe Morgan and former Indy Indians Ken Griffey Sr. and George Foster. In his last of nine All-Star Games, Concepción was named MVP after hitting a home run for the victorious NL side. The Reds honored the Venezuelan by inducting him into their Hall of Fame in 2000 and later retired his No. 13 jersey on Aug. 25, 2007.



Herb Score (1952, 1954, 1962-63) - Suite 357

MLB TEAMS PLAYED FOR

Cleveland Indians (1955-59), Chicago White Sox (1960-62)

On his 19th birthday in 1952, Herb Score signed a contract with the Cleveland Indians and was assigned to Indianapolis where he made 12 appearances (10 starts) with the Tribe. Two years later, Score returned to Indy and delivered the most dominant season in franchise history, pacing the American Association with 22 wins, a 2.62 ERA and a league- and franchise-record 330 strikeouts. Score reached the majors the following year and was named an American League All-Star and Rookie of the Year after going 16-10 with an MLB-high 245 strikeouts. His strikeout total set a rookie record and lasted until 1984, and it made him one of eight rookie pitchers in the 20th century to tally 200 or more strikeouts in their debut season. He again earned an AL All-Star nod and led all major league pitchers in strikeouts with 263 recorded in 1956. Unfortunate injuries derailed Score's playing career in the late '50s, but he joined Cleveland's broadcast team in 1964 and continued in that role through the 1997 season. He was inducted into the Cleveland Indians Hall of Fame in 2006 alongside former Indy Indians player-manager Al Lopez and slugger Rocky Colavito.




Eric Davis (1983) - Suite 358

MLB TEAMS PLAYED FOR

Cincinnati Reds (1984-91, 1996), Los Angeles Dodgers (1992-93), Detroit Tigers (1993-94), Baltimore Orioles (1997-98), St. Louis Cardinals (1999-2000), San Francisco Giants (2001)

Eric Davis was a rare five-tool player from the mid-1980s into the late '90s. He played in 19 games for the Tribe in 1983, batting .299 with four doubles, seven home runs and 19 RBI. Davis later made his MLB debut as a 21-year-old in May 1984 and quickly became one of baseball's most entertaining players. In 1986, Davis joined Rickey Henderson as the only players in baseball history to hit 20-plus homers and swipe 80 or more bases in the same season. Those numbers tied up National League All-Star bids in 1987 and 1989, in addition to three consecutive Gold Glove Awards (1987-89). He became the first member of the 30/50 club, hitting 37 home runs to go along with 50 stolen bases in 1987. Barry Bonds would later join the 30/50 club in 1990, but Davis' Reds got the best of Bonds' Pirates in the NLCS. Davis went on to contribute a Game 1 home run and five total RBI in Cincinnati's 4-0 World Series sweep of Oakland. Davis was the first former Indianapolis Indian to win the Home Run Derby (1989) and was a recipient of the Roberto Clemente Award after beating a May 1997 colon cancer diagnosis. He was inducted into the Reds Hall of Fame in 2005.



VICTORY FIELD SUITE RECOGNITION (cont.)

Al Lopez (1948-50) - Skyline 1

MLB TEAMS PLAYED FOR

Brooklyn Robins (1928, 1930-31), Brooklyn Dodgers (1932-35), Boston Bees (1936-40)
Pittsburgh Pirates (1940-46), Cleveland Indians (1947)

MLB TEAMS MANAGED

Cleveland Indians (1951-56), Chicago White Sox (1957-65, 1968-69)

Al Lopez was a dependable backstop for four organizations over 19 seasons, earning a pair of National League All-Star selections along the way (1934, 1941). He then took the reins as player-manager for Indianapolis in 1948, and in his three-year tenure with the Tribe, logged the only 100-win season (1948, 100-54) and third of 10 American Association Championships in franchise history (1949). Lopez's minor league managerial success eventually earned him big league opportunities to manage the Cleveland Indians and Chicago White Sox. He averaged 95 wins per season with Cleveland, including an American League record 111 wins and AL Pennant in 1954. Lopez later joined the White Sox and delivered the South Siders their fifth AL Pennant in 1959. Over a 16-year span (1949-64), the only teams other than the New York Yankees to represent the AL in the World Series were Lopez's 1954 Indians and 1959 White Sox. He was elected into the National Baseball Hall of Fame by the Veterans Committee in 1977. Lopez lived to the age of 97 and passed just four days after watching the White Sox win the 2005 World Series, their first since 1917.



Charles "Gabby" Hartnett (1942) - Skyline 2

MLB TEAMS PLAYED FOR

Chicago Cubs (1922-40), New York Giants (1941)

MLB TEAMS MANAGED

Chicago Cubs (1938-40)

Viewed as one of the best catchers in baseball history, Charles "Gabby" Hartnett rocked Indianapolis headlines when he was named Tribe manager for the 1942 season. At age 41, Hartnett even took the field for Indy in 72 contests, clubbing four home runs while the team finished 76-78 overall. Hartnett first broke into the majors in 1922 and racked up six National League All-Star bids (1933-38) and the 1935 NL MVP. He finished second in the 1937 NL MVP race after posting a .354 batting average for the Cubs, the highest mark recorded by a catcher for the next 60 years. From 1938-40, Hartnett served as both a player and manager for the Cubs. Hartnett became the third Indianapolis Indian elected into the National Baseball Hall of Fame in 1955.




Andres Galarraga (1985) - Skyline 3

MLB TEAMS PLAYED FOR

Montreal Expos (1985-91, 2002), St. Louis Cardinals (1992), Colorado Rockies (1993-97), Atlanta Braves (1998, 2000), Texas Rangers (2001), San Francisco Giants (2001, 2003), Anaheim Angels (2004)

In his seventh minor league season, Andres Galarraga led all Indianapolis players in home runs (25), triples (8) and RBI (82) en route to Team MVP and American Association Rookie of the Year honors. His prolific power translated to the big leagues, where he recorded three consecutive seasons of 40-plus home runs (1996-98). He was a five-time National League All-Star (1988, 1993, 1997-98, 2000) and garnered two Gold Glove (1989-90) and Silver Slugger Awards (1988, 1996). He was the first Colorado Rockies player to be elected to the All-Star Game and first Venezuelan to win a batting title when he hit a league-best .370 in 1993. His .370 clip was the highest mark by a right-handed batter in the majors since Joe DiMaggio hit .381 in 1939. He then became an RBI-machine with 150 and 140 RBI back-to-back years (1996-97), both NL highs. Galarraga missed the entire 1999 season when he was diagnosed with non-Hodgkin's lymphoma, a form of lymphatic cancer, but he returned to the Braves in 2000 and hit .302 with 28 home runs and 100 RBI. As a result, he was awarded his second career Sporting News National League Comeback Player of the Year Award.




Harmon Killebrew (1958) - Skyline 4

MLB TEAMS PLAYED FOR

Washington Senators (1954-60), Minnesota Twins (1961-74), Kansas City Royals (1975)

On June 23, 1954, 17-year-old Harmon Killebrew made his major league debut with the Washington Senators. Four years later, Killebrew hit two home runs in 38 games for Indianapolis. It wasn't until Killebrew's age-23 season in 1959 that his prodigious power would earn him the nicknames "Hammerin' Harmon" and "Killer." He smashed an American League-leading 42 home runs for the Senators that year, the first of eight career 40-plus homer seasons. Baltimore Orioles manager Paul Richards marveled at Killebrew's titanic blasts, once telling media "Killebrew can knock the ball out of any park, including Yellowstone." Following the 1960 season, the Senators moved to Minnesota and became the Minnesota Twins. Killebrew's lone World Series appearance came in 1965 under the tutelage of manager and former Indianapolis Indian Sam Mele. The 11-time AL All-Star (1959, 1961, 1963-71) and 1969 AL MVP spent his last of 22 major league seasons with the Kansas City Royals. On May 4, 1975, Killebrew returned to Metropolitan Stadium in Minneapolis, where the Twins retired his No. 3 in a pregame ceremony. With the crowd on its feet during his first at-bat in an opposing uniform, Killebrew fittingly cranked the first pitch he saw into the left-field bleachers for a home run. The Idahoan retired with 573 career homers under his belt and was inducted into the National Baseball Hall of Fame in 1984.



Luke Appling (1962) - Suite 365


MLB TEAMS PLAYED FOR

Chicago White Sox (1930-43, 1945-50)

MLB TEAMS MANAGED


Kansas City Athletics (1967)

Luke "Old Aches and Pains" Appling managed the Tribe during the 1962 season, leading them to the American Association Pennant with an 89-58 record. Five years later, Appling's only big league managing experience came during a 40-game stint with the Kansas City Athletics. Appling's entire playing career was spent with the Chicago White Sox, where he primarily played shortstop and often led the team offensively. Appling paced the American League with a .388 batting average in 1936 and a .328 clip in 1943, two of 14 full seasons where the lifetime .310 hitter batted north of .300. World War II interrupted his 1944 season and most of 1945, but the two-time AL MVP runner-up (1936, 1943) and seven-time AL All-Star (1936, 1939-41, 1943, 1946-47) didn't miss a beat. Only 587 of his 2,749 career hits went for extra bases, but he added 1,302 walks and a .399 on-base percentage to his résumé. In 1964, Appling won a winner-take-all runoff election to gain entry into the National Baseball Hall of Fame. In the initial election, he garnered 70.6 percent of the vote as the top vote-getter but still fell nine votes short of the necessary 75 percent needed for induction. The subsequent runoff election saw him earn 94 percent of the vote — five votes ahead of 273-game winner and former Red Sox and Yankees hurler, Red Ruffing.



- A -

Abarbanel, Michael "Mickey"	1967
Abernathie, William	1952-53
Acevedo, Juan	2000
Ackley, Florian "Fritz"	1963-64
Adair, James "Choppy"	1939
Adams, Herb	1953
Adams, Jon "Mike"	2004
Adams, Karl	1914
Adams, Terry	2006
Aderholt, Morris "Morrie"	1946
Afenir, Michael "Troy"	1993
Agee, Tommie	1965
Agosta, Thomas "Junior"	1957
Agrazal, Dario	2019
Aguila, Christopher "Chris"	2007
Aguirre, Hank	1955-56
Ainsmith, Edward	1926
Alberts, Francis "Butch"	1979
Albosta, Edward	1947
Alcala, Santo	1974-75
Alcantara, Israel "Izzy"	2002
Alderson, Timothy "Tim"	2012-13
Aldrete, Michael	1989
Aldridge, Victor	1915-16
Aleno, Charles	1941
Alexander, Manuel "Manny"	2002
Alfaro, Jason	2006
Alfonso, Carlos	1976
Aliperto, Joseph	1944
Allemang, Harry	1903-04
Allen, Bill	1914
Allen, Horace "Pug"	1924-25
Allen, Marlon	1996




Alou, Moises	1990
Altobelli, Joe	1954-56, 1958
Alvarez, Jesus "Orlando"	1977
Alvarez, Pedro "El Toro"	2010-11
Amaro, Ruben	1960
Ambler, Wayne	1941
Ambrose, Elmer	1927, 1929-30
Amezaga, Alfredo	2005
Anderson, Charles	1944
Anderson, Donald	1970
Anderson, Harry	1961
Anderson, John	1927-28
Anderson, Kent	1993
Anderson, Michael	1993
Anderson, Norman "Craig"	1965
Anderson, Scott	1989-90
Anderson, Tanner	2018
Andino, Robert	2013-14
Andres, Ernie	1947
Andujar, Joaquin	1973-74
Anglely, Thomas	1930-33
Anna, Dean	2014
Anthony, Eric	1995-96
Archie, George	1937
Archinski, Anthony	1940
Arias, Amador	1995-96
Arline, James	1979
Armbrister, Edison "Ed"	1972-74, 1978
Armstrong, James	1969-70

Armstrong, Michael	1978
Arnsberg, Bradley	1993
Ascanio, Jose	2009, 2011
Aschenfelder, Roy	1912
Ashley, Nevin	2014
Ashley, Shon	1992
Atchley, Justin	1999
Atherton, Charlie	1906
Atkins, Arnold "Arnie"	1957
Attreau, Richard	1922
Averill, Earl	1955-56
Ayala, Robert	1993
Aylward, Dick	1953

- B -

Babb, Charles	1902
Babbitt, Mack "Shooty"	1984
Baerga, Carlos	1999
Baez, Kevin	1998-99
Bagby, James	1948
Bahr, Edson	1948-49
Bailey, Arthur "Gene"	1924
Bailey, Ben	1996
Bailey, John "Mark"	1988
Baird, Doug	1921-22
Baker, Derrell	1985-87
Baker, Kenneth	1984
Baker, Steven	1985
Baker, William	1938-39
Bako, Gabor "Paul"	1997
Balas, Mitchell "Mike"	1939-40
Baldschun, Jack	1968
Balester, Collin	2015
Baller, Jay	1989
Ballingier, Henry "Del"	1950
Baney, Richard	1971, 1973-75
Barbato, Johnny	2017
Barberie, Bret	1991-92
Bargar, Greg	1984-85
Baringer, Allen	1934
Barker, Kevin	2000-01
Barker, Leonard "Large Lenny"	1986
Barnes, Clint	2014
Barnes, Barrett	2017
Barnes, Brian	1989, 1991-92
Barnes, Luther "Lute"	1974-75
Barnes, William	1943
Barnes, William "Skeeter"	1981-83, 1985-86
Barnhardt, Jim	1953
Barnhart, Clyde "Pooch"	1928-31
Barnhart, Leslie "Barney"	1931-32
Barnhart, Victor	1947
Barnwell, Christopher "Chris"	2009
Baron, Steven	2019
Barranca, German	1981-82
Barrett, Charles "Red"	1939-40
Barrett, Francis "Frank"	1946-48
Barrett, Timothy	1985-89
Barrios, Manuel	1999
Barrios, Yhonathan	2015
Barski, Martin	1973
Barthmaier, James "Jimmy"	2008-09
Bartlett, Lee	1921-22
Basgall, Romanus "Monty"	1950-51
Bass, Brian	2010
Bastardo, Antonio	2017
Bastien, Jack	1941
Bates, Hubert "Bud"	1936
Batts, Matthew	1955
Bauer, Charles	1940
Bauer, John	1967
Baumer, Jarrett "Jack"	1952-53
Bautista, Denny	2009
Bautista, Jose "Joey Bats"	2005-06, 2008
Bayliss, Jonah	2006-08
Beam, Theodore "T.J."	2008
Beard, Ted	1947-51, 1956-63

Bearse, Kevin	1991
Beatty, Gordon "Blaine"	1992, 1995
Beauchamp, James	1968
Becker, Joseph	1941
Bedore, Frederick "Eagle"	1931-35
Begley, James "Imp"	1924
Behney, Melvin "Mel"	1970-72
Beimel, Joseph "Joe"	2011
Bejma, Aloysius "Ollie"	1929-30
Belcher, Timothy	1995
Belinda, Stanley "Stan"	1999
Belinsky, Robert "Bo"	1970
Belk, Timothy "Tim"	1994-97
Bell, David "Gus"	1950
Bell, Josh "JB"	2015-16
Beltre, Esteban	1990
Benedict, Matthew "Matt"	2015
Bennett, David "Chris"	1990-91, 1993
Berardino, Richard	1962
Bere, Jason	1999
Berenyi, Bruce	1979-80
Berger, Frederick	1936-37
Berger, Michael	1988
Berger, Walter	1940
Bergeron, Peter	2004
Berly, Jack	1932
Bernard, Pablo	1957
Bernero, Adam	2008
Bernier, Carlos	1949, 1960-61
Bernier, Douglas "Doug"	2010
Berry, ***	1922
Berry, Allan "Ken"	1963-64
Berry, Claude	1904-05
Bess, John "Johnny"	1995
Bestudik, Joseph	1941-42, 1946
Betzel, Bruno	1918, 1927-29
Bevacqua, Kurt	1970-71
Bevan, Harold "Hal"	1961
Bicknell, Charles "Bud"	1957
Bierek, Kurt	2000
Bilardello, Dann	1986
Biskup, Frank	1955-56
Bisland, Rivington	1911
Bixler, Brian	2007-10
Bjorkman, George	1984-85
Black, Victor "Vic"	2013
Blackburn, Earl	1914-15
Blackburn, Wayne	1940-44, 1946
Blake, Ed	1953
Blanco, Henry	2000
Blankenship, Theodore	1930
Blateric, Stephen "Steve"	1970, 1972-73
Bleich, Jeremy	2015
Blenkiron, Vernon "Vern"	1928
Blessing, Robert	1924
Bloodworth, Jim	1947
Blowers, Michael	1989
Blucher, William	1968
Bluege, Otto "Squeaky"	1935-36
Boak, Chester "Chet"	1961
Bockman, Joseph	1950
Bocock, Brian	2011, 2013
Boeve, Adam	2006-08
Boggs, Brandon	2012
Bolen, Stewart	1932-36
Bollweg, Donald	1955
Bolton, Orville	1941
Bolton, Rodney "Rod"	1997-98, 2000
Bongiovanni, Anthony	1939
Bonham, William	1981-82
Bono, Adlai "Gus"	1923
Bonura, Henry "Zeke"	1931

**Boone, Aaron****1997-99**

Boone, Bret	1997
Boone, Carl "Danny"	1926-30
Bootcheck, Christopher "Chris"	2009
Borbon, Pedro	1970-71
Bormann, John	2017
Borom, Edward "Red"	1944
Boros, Stephen	1968
Borowicz, Raymond	1971
Boscan, Wilfredo	2015-16
Boshers, Buddy	2018
Bostick, Christopher	2017-18
Bottenfield, Kent	1991-92
Botz, Robert	1960
Bouchet, C.	1935
Bouchet, Paul	1935
Bouknight, Kip	2007
Bouldin, Carl	1964-65
Bouza, ***	1936
Bowerman, Frank	1909-10
Bowers, Timothy "Jason"	2008
Bowker, John	2010-11, 2015
Bowles, Brian	2004
Bowling, Stephen	1979
Bowman, Ernest "Ernie"	1969
Bowman, Paul	1944
Bowsfield, Edward "Ted"	1960
Boyer, Blaine	2011
Boyer, Cloyd "Junior"	1957-61
Bozied, Robert "Tagg"	2009
Brack, Gilbert "Gibby"	1940-41
Bradford, Charles "Buddy"	1965-67
Bradley, Bobby	2005
Bradley, James "Richard"	1977
Brady, Robert	1945-46
Brady, William	1911
Brame, Ervin	1928
Branson, Jeffery "Jeff"	1997, 1999
Bratschi, Frederick "Fritz"	1918
Brault, Steven	2016-19
Braun, Randall "Randy"	1989-90
Bravo, Angel	1967, 1971
Braxton, E. Garland	1937
Breeden, Danny	1967, 1969-70
Breining, Fred	1985
Brentz, Jake	2019
Brice, Alan	1962
Brickell, George "Fred"	1927
Briggs, Dan	1977
Briggs, Herbert "Buttons"	1907
Briggs, Jonathan	1961
Brigham, Jacob "Jake"	2014
Briley, Gregory "Pee Wee"	1995
Brito, Jose "Oscar"	1981
Brito, Mario	1992
Broadway, Larry	2009
Bromberg, David	2013
Bronkhurst, Albert	1943-44
Bronkie, Herman "Dutch"	1914-18
Brooks, Jerome "Jerry"	1995
Bross, Terry	1994
Brower, James "Jim"	2007

ALL-TIME ROSTER

Brown, Brant	2001	Capri, Patrick	1944
Brown, Brooks	2013	Capuano, Christopher "Chris"	2004
Brown, Curtis	1986-87	Carbo, Bernardo "Bernie"	1969
Brown, Dustin "Dusty"	2011	Cardoni, Armand "Big Ben"	1945
Brown, Edward	1922-24	Carey, Brooks	1982
Brown, Jim	1947	Carisch, Frederick	1911
Brown, John "Chris"	1995	Carl, Ray	1927
Brown, John "Red"	1939	Carlin, Lucas "Luke"	2010
Brown, Kelson	2015	Carlos, Francisco "Cisco"	1967
Brown, Kevin	2000-01	Carlucci, Richard	1982-83
Brown, Mordecai "Three Finger"	1919	Carlyle, Roy	1932
Brown, Scott	1980-81	Carr, Charles "C.C."	1906-10
Brown, Steven	1985	Carr, John	1904-06
Broxton, Keon	2015	Carrara, Giovanni	1996-97, 1999, 2006
Brubaker, JT	2018-19	Carrasco, Hector	1996-97
Brubaker, Wilbur "Bill"	1941	Carreon, Camilo	1959
Bruce, Louis	1905-06	Carroll, Brett	2013
Brumfield, Jacob	1993	Carroll, Thomas	1973-76
Bruske, James "Jim"	2000	Carter, ***	1926
Buchanan, Robert	1983	Carter, Leon	1958-59
Buckley, Travis	1995-96	Carter, Paul	1916
Buddie, Michael "Mike"	2000-01, 2003	Carter, Steven	1993
Buddin, Donald	1964	Casanova, Raul	2000, 2002
Budzinski, Mark	2003	Case, Bobby Joe	1959
Buford, Don	1962-63	Casey, Joseph	1912-13
Bullinger, Kirk	2005	Casey, Sean "The Mayor"	1998
Bullington, Bryan	2005, 2007-08	Cash, Norman	1958
Bullock, Eric	1990, 1992	Cassini, Jack "Scat"	1948-49
Bundy, Lorenzo "Bud"	1989	Castiglione, Pete	1947-48
Bunker, Richard	1960	Castillo, Jose	2005
Burba, David "Dave"	2003	Castillo, Wilkin	2015
Burdi, Nick	2018	Castle, Carmel	1941
Burge, Arlie "David"	1968-69	Castro, Jose	1990
Burk, Charles	1913-15	Cates, Timothy	1984-85
Burke, James	1909, 1911	Cato, John "Keefe"	1982-83
Burke, Timothy	1984	Catton, Robert	1964
Burkhart, Lance	2002	Caudill, William	1977
Burnett, Allan "A.J."	2012	Causey, Cecil "Red"	1922
Burnett, Sean	2006-08	Cavet, Tillar "Pug"	1918-23
Burns, ***	1912	Cecil, Rex	1946
Burns, John	1906	Cedeno, Ronny	2011
Burns, Joseph	1944	Cederlind, Blake	2019
Burns, William	1966	Cervelli, Francisco	2016, 2019
Burnside, Sheldon	1979-80	Cesar, Dionys	2001-02
Burres, Brian	2010-11	Chadbourne, Chester "Chet"	1909-10
Burrs, Maurice "Dick"	1928	Chakales, Robert "The Golden Greek"	1952-53
Burwell, William	1923-34	Chamberlain, Hal	1934-35
Busby, Michael "Mike"	2000	Chambers, Inman "Lamar"	1951-52
Bush, Owen "Donie"	1908, 1924, 1926	Chambers, Travis	1990
Butcher, Henry	1915, 1918	Chaney, Darrel	1971
Butera, Salvatore "Sal"	1984-85	Channell, Lester	1911
Buttler, Victor "Vic"	2006	Chantres, Carlos	2001
Butzberger, Al	1932-34	Chapman, Glenn	1932-33, 1938-39
Byers, Oliver	1944	Chavez, Jesse "Flaco"	2006-08
		Chavez, Raul	2008
		Chelini, Italo "Lefty"	1941
		Chenault, William	1907
Cabrera, Daniel	2012	Cheney, Laurence	1909-11
Cabrera, Ramon	2012	Chiaffredo, Paul	2005-06
Caffie, Joe "Rabbit"	1953-55	Chiavacci, Ronald "Ron"	2005-06
Caldwell, Earl "Teach"	1940	Chick, Travis	2010
Callaghan, Martin	1933	Chiffer, Floyd	1986
Callison, John	1958-59	Childers, Jason	2002-04
Caminero, Arquimedes	2016	Childers, Matthew "Matt"	2002-04
Camp, Norm	1953	Chisenhall, Lonnie	2019
Campbell, Archie	1931-32	Chrisley, Barbra "Neil"	1957
Campbell, Bruce	1930	Christenbury, Lloyd	1923-25, 1927
Campbell, Michael	1989	Christenson, Ryan	2002
Campbell, William	1923-24	Christmas, Stephen "Steve"	1982-83
Campos, Francisco	2002-03	Chulk, Charles "Vinnie"	2010
Canate, William	1993	Cianfrocco, Angelo "Archi"	1992
Cancel, Robinson	2001	Cicero, Joseph "Dody"	1930
Candaele, Casey	1985-86, 1988, 1994	Cicotte, Edgar	1906
Cantwell, Richard	1915	Cieslak, Thaddeus "Ted"	1946
Canzler, Russell "Russ"	2013	Ciriaco, Pedro	2010-11
Capilla, Douglas	1978	Claggett, Anthony	2010-11
Capps, Matthew "Matt"	2005	Clark, Alfred "Allie"	1958
Cappuzzello, George	1978-79		

- C -

ORGANIZATION

2020 INDIANS

IL & OPPONENTS

2019 REVIEW

PIRATES

HISTORY

GENERAL

A black and white portrait of a young man, likely a baseball player, wearing a dark cap with a white stylized 'J' logo. He is looking slightly to the right with a neutral expression. The background is a textured, light-colored wall.

ALL-TIME ROSTER

Dawkins, Travis "Gookie"	2006	Drapcho, Edward	1962-64
Dawley, William	1980-82	Dreier, Douglas	1973
Dawson, Rexford	1915-17, 1919	Drese, Ryan	2008
Dawson, William "Willie"	1964	Drews, Frank	1946
Dean, Kevin	1989	Drews, Karl	1958
DeBusschere, David	1964-65	Driessen, Daniel	1973
de Caster, Yurendell	2005-07	Driscoll, James	1973-74
DeCastris, Frank "Chico"	1971	Druhot, Carl	1908
Decker, Jaff	2014-15	Dubee, Michael	2010-11
Dedmon, Jeffrey	1989	Duckworth, Brandon	2006
DeFreites, Arturo	1974-79	Duff, Pat	1905
Dehn, Gregory "Gordy"	1973	Duffalo, James	1968
Deininger, William	1947	Duffy, Christopher "Chris"	2005-06, 2008
De Jesus, Ivan	2013	Duffy, Frank	1969-70
Delahanty, Frank	1910	Dufour, William	1957-59
de la Hoz, Miguel "Mike"	1969-70	Duggan, Ed	1903
Delaney, Jason	2008-09	Duggan, John	1910
De La Rosa, Jorge	2004	Duke, Jerome "Doug"	1989
Delgado, Alex	2003-04	Duke, Zachary "Zach"	2005, 2007
Del Greco, Robert	1966	Dumatrait, Phillip "Phil"	2009
De Los Santos, Valerio	2002	Dumoulin, Daniel "Dan"	1977-79
Delsing, James	1957	Duncan, Frank	2016
DeLucia, Richard	1994	Dunham, Wiley	1903
DeMontreville, Leon	1904	Dunlap, J. Paul	1936, 1939
Dennis, Donald	1967	Dunleavy, John	1906
Denson, Drew	1995	Dupon, Barton	1960
Dente, Sam	1953	DuRapau, Montana	2017-19
Derrick, Claud "Deek"	1916-17	Durham, Louis "Bull"	1908
Derringer, Paul "Duke"	1946	Durham, Miles	2011-12
Derrington, Charles "Jim"	1958	Durheim, Harry	1945
Desautels, Eugene	1952	Durocher, Jayson	2002-03
DeShields, Delino "Bop"	1989	Durrington, Trent	2004
Detore, George	1945	Dusan, Eugene	1973-74
Detweiler, Robert "Ducky"	1946	Duval, Michael "Mickey"	1979
Devore, Joshua	1919	Dyck, Jim	1955
Diaz, Alexis	1991	Dyer, Sidney	1930
Diaz, Argenis	2009-10		
Diaz, Einar	2007		
Diaz, Elias	2014-17, 2019	Earley, Arnold	1960
Diaz, Jose "Jumbo"	2012	Earley, Thomas	1945
Diaz, Rafael "Ralph"	1992	Easley, Edward "Ed"	2016
Diaz, Robinson	2008-09	Easter, Luscious "Luke"	1952
Dibble, Robert	1994	Easterwood, Roy	1939
Dick, Edward	1961	Eastwick, Rawlins "Rawly"	1973-75
Dickerson, Christopher "Chris"	2014	Eaton, Craig	1984
Dickerson, Corey	2019	Ebert, Derrin	2002-03
Dickerson, Walter	1945	Eckelman, Matt	2019
Dickey, Guy	1904-05	Eckhardt, Oscar "Ox"	1936-37
Dickey, Lloyd	1952	Eddie, Steven "Steve"	1996, 1999
Dickson, Cody	2017	Edelen, Benny "Joe"	1982-83
Diehl, George	1943-44	Edington, Jacob "Stump"	1914
DiFabio, Joseph	1971	Edwards, Johnny	1961
Dilks, Darren	1984	Edwards, Michael "Mike"	2006-07
Dill, Robert	1945	Egerer, Harold	1936
Dismuke, James "Jamie"	1994-95	Eischen, Joseph "Joey"	1997-98
DiTusa, Domenick	1957	Eldred, Bradley "Brad"	2005-07
Dixon, Leo	1921-23	Elia, Lee	1965-67
Dixon, William "Eddie"	1989-91	Ellam, Roy	1918
Dobkins, Thomas	1952	Eller, Horace "Hod"	1924
Dolan, Albert	1916-17	Elliott, James "Jumbo"	1935
Doljack, Frank	1938	Elliott, Justin	2006
Doll, Arthur "Moose"	1940	Ellis, Samuel "Sammy"	1961
Donahue, John "Deacon"	1944	Elmore, Jake	2019
Donnelly, Brendan	1995, 1998	Emery, Calvin "Cal"	1960, 1968
Dopson, John	1985-86, 1988	Enger, Elert "Eli"	1927
Dorman, Charles "Red"	1930-31	English, Gilbert	1942-46
Dorsett, Brian	1993, 1995	Enochs, Christopher "Chris"	2005
Doumit, Ryan	2005-07, 2009-11	Enyart, Terry	1975
Dowd, James "Skip"	1911	Enzmann, John	1921
Dowless, Michael	1982-83	Eppard, James	1992
Downey, Thomas	1913	Epperly, Albert	1938
Downs, Jerome "Red"	1913	Eppler, Tyler	2017-18
Doyle, Blake	1980	Eppley, Cody	2014
Doyle, Thomas "Tom"	1996	Erds, Todd	2004
Drahman, Brian	1995-96	Erickson, Matt	2004
Drake, Samuel "Sammy"	1964	Erickson, Paul	1949



ORGANIZATION

2020 INDIANS

IL & OPPONENTS

2019 REVIEW

PIRATES

HISTORY

GENERAL


ALL-TIME ROSTER

Esasky, Nicholas	1981-83
Escalera, Santurnino "Nino"	1953
Escobar, Elvis	2019
Escobar, Luis	2019
Espinal, Edwin	2017
Espy, Cecil	1993
Estevis, Camilo	1964
Estrada, Horacio	2000
Estrella, Leoncio "Leo"	2003
Etler, Todd	1996, 1999
Eubank, John	1908
Evans, Nicholas "Nick"	2012
Eveland, Dana	2010



Facchini, Alfred "Aldo"	1958-59
Faeth, Anthony	1926
Fairly, Carl	1943
Falkenberg, Frederick "Cy"	1916-18
Falzone, Alfred	1942
Faraci, Joseph	1967
Farkas, Ronald "Ronnie"	1981-82
Farmer, Howard	1989-92
Farnsworth, Jeffrey "Jeff"	2004
Farnsworth, Kyle	2013
Farrell, ***	1918
Farrell, Jeremy	2012
Farrell, John	1905-06
Farrell, Kerby	1944
Fasano, Salvatore "Sal"	2002
Fassero, Jeffrey	1991
Faul, William	1968
Faulk, Mitchell "Kelly"	1987
Fausett, Robert "Leaky"	1936-38
Faye, Edward	1916
Feliz, Anderson	2017
Feliz, Michael	2018-19
Ferek, Stanley	1947-48
Ferguson, William	1971-72
Fernandez, Froilan "Nanny"	1949-51
Fernandez, Humberto "Chico"	1964
Fernandez, Jose	2000
Fernandez, Lorenzo "Chico"	1967
Ferrer, Sergio	1980-81
Ferreya, Raul	1977-78
Ferrick, Tom	1953
Ferry, Michael	1994-95
Fiala, Neil	1982
Field, Thomas "Tommy"	2014
Figard, Gordon	1959
Figuerola, Luis	2004
Figuerola, Nelson	2002, 2011
Figuerola, Stephen "Cole"	2016
Fillingim, Dana	1917
Fireovid, Stephen "Steve"	1990
Fischer, Jeffrey "Jeff"	1987-88
Fischer, William	1965-67
Fisher, George "Showboat"	1926
Fisher, Harry	1951
Fisher, John	1904-06
Fisher, Thomas	1969
Fitz Gerald, Ed	1950
Fitzgerald, Howard	1931
Fitzgerald, Michael "Mike"	1986, 1988, 1991
Fitzgerald, Ray	1931-32
Fitzsimmons, Fred	1922-25
Flaherty, Ed	1920
Flanigan, Thomas	1957-58
Fleming, Leslie "Les"	1948-49
Fletcher, Darrin	1992
Fletcher, Glenn	1940-43, 1945-47
Fletcher, Robert	1945
Flick, Charles	1902
Florence, Paul "Pep"	1925-28
Florimon, Pedro	2015-16
Flowers, Charles "Wes"	1938, 1944-46
Flowers, D'Arcy "Jake"	1936

Flury, Patrick "Pat"	1999
Flynn, John	1913
Flynn, Robert "Doug"	1974
Foiles, Henry "Hank"	1953-54
Foley, Thomas	1981-82
Ford, Benjamin "Ben"	2003-04
Ford, Darren	2013
Ford, Eugene	1903
Ford, Shelby	2009, 2011
Fordham, Thomas "Tom"	2000-01
Fordyce, Brook "Dyce"	1996-98
Fortugno, Timothy "Tim"	1996



Foster, George "Yahtzee" 1973


Foster, John	2003
Fox, Chad	2001
Fox, Jacob "Jake"	2012
Fox, William	1902-03
Francis, Earl	1966
Francis, William	1923
Franco, John	1983
Frank, Stephen "Mike"	1998-99
Franklin, Anthony	1975-76
Franklin, Glen	1983
Franklin, Micah	2001
Franklin, Nick	2019
Frazier, Adam "Fraz"	2016-18
Frazier, Foy	1930
Frazier, Ronald "Ron"	1996
Freed, Roger	1974
Freeman, Jerry "Buck"	1911
Freigau, Howard "Ty"	1930
French, Charles	1918
French, Donald	1937-40
Frey, Steven	1989-91
Fricano, Marion	1955
Friday, Brian	2010-12
Fridley, James "Big Jim"	1952
Friel, William	1905
Friend, Bob "Warrior"	1950
Friend, Owen "Red"	1954
Frieri, Ernesto "Big Ern"	2014
Frobel, Douglas "Doug"	1985, 1988
Fryer, Eric	2011-12
Fuentes, Michael "Mike"	1984-85
Fuller, James "Jim"	2016
Fulton, Greg	1992
Furmaniak, Jason "JJ."	2005-06



Gables, Ken	1947
Gagnier, John "Ed"	1912
Gaines, Joe	1961
Gakeler, Daniel	1989-90
Galarraaga, Andres "Big Cat"	1985
Galatzter, Milton	1938-42
Gallagher, Sean	2011
Gallivan, Philip	1935
Gallivan, Thomas	1935-38
Galloway, James	1913-14
Galvez, Balvino	1990
Gamache, Daniel "Dan"	2015-16
Gandarillas, Gustavo "Gus"	2001-02
Ganss, Robert	1948-50

Gants, Paul	1927
Garcia, Guillermo	1996-99
Garcia, Jose	2002
Garcia, Omar	1998
Garcia, Vinicio "Chico"	1957-58
Garcia, Willy	2015-16
Gardner, Mark	1987-89, 1991
Garrett, Gregory	1971
Gaspar, Rodney	1972
Gasque, Edwin	1955-56
Gates, Michael	1984
Gaw, George "Chippy"	1920
Gearhart, Lloyd "Gary"	1950-53
Geishert, Vernon	1970-71
Gemoll, Brandon	2004
George, Frank "Frankie"	1977
George, Thomas "Lefty"	1910
Geraghty, Benjamin	1945
German, Franklyn	2008
Gettman, Jacob	1913
Getz, Gustave "Gee-Gee"	1911
Gibraltar, David "Dave"	2001
Gibraltar, Stephan "Steve"	1995-96, 1998
Gibson, William "Joel"	1965-66
Gideon, Byron "Brett"	1989
Gilbert, Drew "Buddy"	1961
Gilbert, Mark	1983
Gill, George	1941-42
Gill, James "Bobby"	1918
Gill, Robert	1960
Jimenez, Hector	2009
Ginsberg, Myron	1954
Ginter, Keith	2004
Ginter, Matthew "Matt"	2006
Giron, Roberto	2002-04
Glasnow, Tyler	2015-17
Glauber, Keith	1998-99
Glaze, Daniel "Ralph"	1909-10
Glock, Charles	1943
Glover, John "Gary"	2004
Glynn, Bill	1955
Glynn, Edward "Ed"	1985
Glynn, Eugene "Gene"	1984-85
Glynn, Ryan	2002
Godby, Danny	1969-71, 1976
Godfrey, Graham	2013
Goedert, Jared	2013
Goff, Jerry	1990-92
Golden, James	1964
Goldman, Jonah	1931-32
Gomez, Jeanmar	2013
Gonzales, Rene	1984-86
Gonzalez, Erik	2019
Gonzalez, Michael "Mike"	2005
Gonzalez, Victor "Raul"	2006
Goodwin, Clyde	1905
Goodwin, Curtis	1996-97
Gordon, Keith	1994-95
Gorman, Charles	1929
Gorman, Thomas	1960
Gornicki, Henry	1947
Gozelanny, Thomas "Tom"	2005-06, 2008-09
Gosselin, Philip "Phil"	2017
Gossett, John	1914-20
Graber, Rodney	1956
Grabow, John	2007
Grace, LaVern	1955
Grace, Michael	1977-80
Graham, Arthur "Skinny"	1941
Graham, Oscar	1909-10
Grapenthin, Richard	1984-85
Grasso, Newton "Mickey"	1955
Graves, Daniel "Danny"	1997-98
Gray, John	1956, 1960
Graybill, David	1986
Grba, Eli	1967

Green, Chad	2000
Green, Gary	1993
Green, Gene	1964
Green, Nicholas "Nick"	2007
Green, Otis	1990
Greene, Richard "Rick"	1999
Greene, Willie	1993-95
Greenfield, Kent	1931
Gregg, Harold "Hal"	1950
Gregg, William "Tommy"	1993
Grewal, Ranbir	1991-92



Griffey, George "Ken" 1973-74

Griffin, Martin	1931
Griffith, Thomas	1914
Grim, John	1902
Grimsley, Ross "Crazy Eyes"	1970-72
Grisson, Marquis	1989-90
Grott, Matthew	1993-95
Groves, Larry	1985-86
Grow, Lorin	1975-76
Grunwald, Al "Stretch"	1950
Gryboski, Kevin	2007
Gubanich, Creighton	2000-01
Gueisser, ***	1932
Guerra, Deolis	2015
Guerra, Mark	2003
Guerrero, Julio	2005
Guintini, Ben	1947
Gutteridge, Don	1948-50
Guzek, Robert	1963
Guzman, Edwards	2005

- H -

Hacker, Eric	2009
Hacker, Warren	1962-66
Hague, Joe	1973
Hague, Matt	2011-14
Hahn, John	1949
Haines, Alfred	1945
Hairston, Samuel	1957-58
Hale, John	1980
Hale, Robert	1958
Hale, Sammy	1932
Haley, Curtis "Trey"	2016
Hall, Bill	2002-03
Hall, Prentice	1929, 1931-32
Hall, William "Billy"	1997
Hallett, Jack	1947-49
Hallman, William H.	1911-12
Hallman, William W.	1905
Hamende, Ronald "Joe"	1969-70
Hamman, Corey	2008-10
Hammill, Joseph	1922
Haney, Christopher "Chris"	1991-92
Haney, Fred "Pudge"	1927-28
Haney, Todd	1991-92
Hankins, Derek	2010
Hansen, Craig	2008
Hansen, Doug	1953
Hansen, Jed	2003
Hanson, Alen "El Chamaquito"	2015-16
Hardgrove, Omer W.	1910
Hardtke, Jason	1999

ALL-TIME ROSTER

GENERAL	HISTORY	PIRATES	2019 REVIEW	IL & OPPONENTS	2020 INDIANS	ORGANIZATION
						Hardy, Carroll 1956
						Hardy, James "J.J." 2004
						Harikkala, Timothy "Tim" 2000-02
						Harrell, William "Billy" 1954-56
						Harrelson, William 1970-71
						Harriger, Dennis "Denny" 1999
						Harrington, Charles "Mickey" 1960
						Harrington, Roland 1940
						Harrington, William 1913-14
						Harris, Charles "Bubba" 1952
						Harris, Greg 1982-84
						Harris, James "Billy" 1971
						Harris, John 1983
						Harris, Reginald "Reggie" 2000
						Harris, Tyrone "Gene" 1989
						Harrison, Josh "J Hay" 2011, 2013, 2015
						Harshbarger, Glenn 1954-55
						Hart, Jon "Corey" 2004, 2015
						Hart, Kevin 2010
						Hart, William 1906
						Hartley, Grover "Slick" 1926
						Hartlieb, Geoff 2019
						Hartnett, Charles "Gabby" 1942
						Haslin, Michael "Mickey" 1943
						Hayden, John 1908-10
						Hayes, Ben 1982-83
						Hayes, Ke'Bryan 2019
						Hazel, Albert 1945-46
						Hazle, Robert "Hurricane" 1954
						Heath, Minor "Mickey" 1935-36
						Heath, William 1965
						Hecht, Steven 1990-91
						Hedrick, Donald "Hed" 1951
						Heidenreich, Curtis 1983
						Heilman, Aaron 2011
						Heine, *** 1922
						Heintz, Michael 1973-74
						Hellweg, Johnny 2018
						Helms, Wesley "Wes" 2003-04
						Heltzel, William "Heinie" 1944-45
						Henderson, Joseph "Joe" 1975-77
						Henderson, Steven 1977
						Hendrickson, Benjamin "Ben" 2004
						Henline, Walter "Butch" 1919-21
						Henriquez, Ralph 2014
						Henry, Floyd "Butch" 2001
						Henry, Frank "Dutch" 1925-26
						Henry, William 1968
						Heredia, Gilbert 1992
						Heredia, Ubaldo 1987
						Hernandez, Adrian "El Duquecito" 2004
						Hernandez, Anderson 2012
						Hernandez, Cesar 1993
						Hernandez, Christopher "Chris" 2007-08
						Hernandez, Gorkys 2011-12, 2015
						Hernandez, Jose 2000, 2007
						Hernandez, Michel 2008
						Hernandez, Rudolph "Rudy" 1961
						Hernandez, Runelvys 2007
						Herndon, Roy 1944
						Herrera, Yoslan 2008-09
						Herring, Paul "Blito" 1981
						Herrmann, Frank 2015
						Hertzler, Paul 1985
						Hesketh, Joseph 1984, 1988-89
						Hess, Arthur 1903-04
						Heving, Joe 1932
						Heydon, Michael 1902-04
						Hiatt, Philip "Phil" 1999
						Hickey, John 1906
						Hicks, Jim 1964-67
						Hicks, Joe 1958-59, 1961
						Higdon, William 1952
						Higgins, Dennis 1965, 1967
						Higgins, Robert 1910
						High, Charles 1931
						Hildebrand, Oral 1930-31, 1942
						Hill, Carmen 1919, 1922-26
						Hill, Logan 2019
						Hill, Milton 1993
						Hill, Oliver 1940
						Hill, Orsino 1988
						Hill, William "Bobby" 2005
						Himes, John 1906-07
						Himes, Lawrence "Larry" 1964
						Hinkle, Daniel "Gordie" 1938
						Hinton, Charles 1961
						Hinton, Richard 1976
						Hixon, Loren 1912
						Hoagland, Thomas 1963
						Hobaugh, Edward 1959, 1964
						Hocutt, Michael 1986
						Hodapp, U.J. "Johnny" 1924-25
						Hoeksema, Dave 1985
						Hoerner, Joseph 1977
						Hoff, James 1972
						Hofferth, Stewart "Stew" 1943
						Hoffman, Clarence "Dutch" 1930, 1933
						Hoffman, Daniel 1911
						Hogan, James "Shanty" 1937
						Hogriever, George 1902-04
						Hogsett, Elon "Chief" 1942-43
						Hohnhorst, Edward 1912
						Holdzkorn, John 2014-15
						Holke, Walter "Union Man" 1926-28
						Hollingsworth, Phillip "Ethan" 2013
						Hollins, Damon 1999-00
						Holman, Brian 1987-88
						Holmes, Clay 2017-19
						Holmes, Howard "Ducky" 1906
						Holshouser, Herman 1931
						Holt, Brock "Brock Star" 2012
						Hooker, William 1963
						Hooks, Alexander 1930
						Hooper, Bob 1955
						Hoover, John 1990
						Hoover, Robert "Joe" 1937
						Hopke, Frederick 1961
						Hopke, William "Bill" 1907-09
						Horlen, Joel 1963
						Horne, Berlyn "Trader" 1931-32
						Hoskins, David 1954-55
						Host, Eugene "Twinkles" 1958
						Hostetler, David 1985
						House, Patrick 1965, 1970
						House, Walter 1930
						Householder, Paul 1980-81
						Houser, Benjamin 1911
						Housman, Jeff 2004
						Houston, James 1927
						Houston, Melvin 1988-91
						Howard, Bruce 1964, 1967
						Howard, Lee 1947
						Howard, Roger 1957
						Howard, Thomas 1996
						Howell, Jay 1979-80
						Howell, Millard 1958-59
						Howitt, Dann 1996
						Howley, Dan "Dapper Dan" 1907-10
						Huber, Otto 1942
						Hudler, Rex "Wonder Dog" 1988
						Hudson, Jack 1977
						Hufft, Irvin "Fuzzy" 1932-33
						Hughes, James 1958
						Hughes, Jared "Bull" 2011-14, 2016
						Hughes, Keith 1993
						Hughes, Stephen 1980
						Hulett, Timothy 1988
						Hume, Thomas 1975-77
						Hunt, Allen 1939-42
						Hunt, James "Randy" 1986
						Hunter, Brian 1995, 1997


Hunter, Frederick "Newt"	1911-12
Hurdle, Clinton "Clint"	1982
Hurst, James	1995
Hurst, Jonathan	1992
Hurt, Wally	1927
Huson, Jeffrey "Jeff"	1989
Hutchings, John	1942-44, 1946, 1948-51
Hutchinson, Ira	1945
Hutchison, Andrew "Drew"	2016-17
Hutson, Eulas	1952
Hutton, Mark	1998
Hyman, Donald	1960
Hyzdu, Adam	1994

- I -

Iapoce, Anthony	2000
Iglesias, Juan	1960
Inge, Charles "Brandon"	2013
Ingerton, William "Scotty"	1912-13
Inman, Jeffrey "Jeff"	2015
Irwin, Phillip "Phil"	2012-14
Isales, Orlando	1982-83
Ishikawa, Travis "Smoky"	2015
Iwamura, Akinori	2010
Izquierdo, Enrique "Hank"	1956
Izquierdo, Hansel	2005

- J -

Jackson, Damian	1997-98
Jackson, John	1972
Jackson, Michael	1994-95
Jackson, Randy "Jay"	2014
Jackson, Ronald "Ron"	1957, 1959-60
Jackson, Steven	2009-11
Jacobs, Arthur	1939-40
Jacobs, Lamar "Jake"	1961
Jacobsen, Landon	2006
Jacobsen, Larry "Bucky"	2001
Jacobson, William	1928
Jacquez, Patrick "Pat"	1972
Jadwin, James	1954-55
Jaeger, Charlie	1905
Jakubauskas, Christopher "Chris"	2010
James, Robert	1906
Jancich, Gregory	1961, 1963
Janvrin, Harold "Hal"	1923
Janzen, Martin "Marty"	1999
Jaramillo, Jason	2010-11
Jarvis, Kevin	1994-96, 1998
Jarvis, Leroy "Roy"	1947
Jean, Domingo	1995-96
Jeffcoat, George	1943, 1945
Jennings, James "Doug"	1994, 2003
Jensen, Marcus	2002
Jeroloman, Brian	2013
Jhang, Jin-De	2016
Jimenez, Felix "Elvio"	1970-71
Jimenez, Pedro	1945
Johnson, Brian	1999
Johnson, Chester	1948-49
Johnson, Gary "Griz"	1964-66
Johnson, Kristofer "Kris"	2012-13
Johnson, Lloyd	1937-41
Johnson, Mark J.	2002
Johnson, Mark L.	2004
Johnson, Mark P.	1997-98
Johnson, Michael "Mike"	1972-73



Johnson, Randy "Big Unit" 1988-89

Johnson, Ronald	1984
Johnson, Roy	1984-85
Johnson, Stanley	1959
Johnson, Wallace "Wally"	1984-86, 1990
Johnson, William "Russ"	2007
Johnston, Leonard "Len"	1960-66
Johnston, Manly	1963, 1965-66
Johnston, Michael "Mike"	2005-06
Jones, Allen	1956
Jones, Brandon	2010
Jones, Christopher "Chris"	2000-02
Jones, Clarence	1969
Jones, Elijah	1909
Jones, Eugene	1930-31
Jones, Garrett	2009
Jones, Grover "Deacon"	1963-64
Jones, James	1903
Jones, Jeffrey	1983
Jones, John "Admiral"	1920
Jones, John "Binky"	1924
Jones, John P.	1931
Jones, Joseph	1967
Jones, Lynn	1978
Jones, Michael	1987
Jones, Mitchell "Mitch"	2010
Jones, Paul	1921
Jones, Sam	1952-54
Jones, Steven	1966-67
Jones, Tyler	2018
Jonnard, Claude	1922, 1929-30
Jordan, Ricardo	1998, 2000
Jordan, Willis "Dave"	1958
Jorgensen, Carl "Pinky"	1938
Josephson, Duane	1966-67
Joyce, Michael	1962-63
Judd, Edward	1929
Judson, Howard	1953
Julio, Jorge	2009
Jurak, Edward	1989

- K -

Kahle, Robert	1936-37
Kahoe, Michael	1906
Kaiser, Alfred "Deerfoot"	1912
Kaiser, Jeffrey	1993
Kaiserling, George	1913
Kalin, Frank	1947-52
Kanavas, Nicholas	1944
Kang, Jung Ho	2016, 2018-19
Kantlehner, Erving	1917
Karstens, Jeffrey "Jeff"	2009-10, 2012
Kasperek, Kenn	2014
Kata, Matthew "Matt"	2007-08
Katawczik, Fred	1968
Kealey, Steven	1974
Keegan, Edward	1960
Keegan, Robert "Smiley"	1958
Keen, William "Buster"	1910
Keene, Brown	1912
Kela, Keone	2019
Kelleher, John	1913-14
Keller, Mitch	2018-19
Kelley, Christian	2019

	ALL-TIME ROSTER	
GENERAL		
HISTORY		
PIRATES		
2019 REVIEW		
IL & OPPONENTS		
2020 INDIANS		
ORGANIZATION		
	Kelley, Harry	1944
	Kelley, William	1906
	Kellogg, Robert	1949-50
	Kellum, Winford "Win"	1902-03, 1906-07
	Kelly, Bob	1906
	Kelly, Donald "Don"	2007
	Kelly, Joe	1915-16
	Kelly, Michael "Mike"	1996-97
	Kelly, Robert	1954
	Kelly, William	1980-81
	Kelso, William	1968
	Kendall, John	1910
	Kennedy, Benny "Bo"	1993
	Kennedy, Bill	1950
	Kennedy, Junior	1973-76
	Kennedy, Richard "Slick"	1966, 1968-69
	Kennedy, Robert	1957
	Kensing, Logan	2012
	Kenworthy, Richard	1965-67, 1971-72
	Kepshire, Kurt	1982, 1988
	Kern, William	1964
	Kernek, George	1970
	Kerns, Henry "Butch"	1910
	Kerrigan, Joseph	1981
	Kerrigan, Robert "Huck"	1952
	Keselica, Sean	2019
	Kessinger, Robert "Keith"	1993-94
	Kettle, Gerald "Jerry"	1960
	Keupper, Henry	1909
	Keyser, Brian	1998
	Kieschnick, Michael "Brooks"	2003-04
	Kihm, George	1902-03
	Kilgo, Raymond "Rusty"	1994-95
	Killebrew, Harmon	1958
	Killen, Frank	1902-03
	Kimball, Jack	1911-12
	Kinaman, Charles "Dick"	1952-53
	King, Clyde	1954
	King, Harold "Hal"	1973-74
	King, Ray "Burger"	2000, 2002
	Kingham, Nicholas "Nick"	2014-15, 2017-18
	Kinney, Joshua "Josh"	2014
	Kinnunen, Michael	1984
	Kinsella, Robert	1921
	Kirke, Jay	1923
	Kissane, Dennis	1967
	Kivlehan, Patrick	2019
	Klages, Frederick	1966-67
	Kleckley, James	1948
	Kleven, Jay	1977
	Klieman, Edward "Specs"	1946
	Klimek, Joshua "Josh"	2001
	Klingenbeck, Scott	1997-99
	Klinger, Robert	1949
	Klopp, Stanley "Betz"	1944
	Klugmann, Josie "Joe"	1925-26
	Kluttz, Clyde	1949
	Kmak, Joseph "Joe"	1996-97
	Knapp, Michael	1995
	Knight, Charles "Ray"	1973-76
	Knox, John	1976
	Knox, Ryan	2003-04
	Knudson, Guido	2016
	Koelling, Brian	1993-94
	Koenecke, Leonard "Len"	1928-31
	Koestner, Elmer	1918
	Kolb, Brandon	2001
	Kolb, Daniel "Dan"	2003, 2007
	Konerko, Paul	1998
	Koonce, Graham	2005
	Koontz, James	1985
	Kopf, William "Larry"	1927
	Koplove, Michael "Mike"	2009
	Koranda, James	1962-64
	Korczowski, Thomas	1954
	Kores, Arthur	1920
	Kosco, Andrew	1973
	Koshorek, Clement	1955
	Koupal, Louis	1927
	Kraly, Steve	1960
	Kramer, Kevin	2018-19
	Kramer, Thomas	1994
	Kratz, Erik	2009-10
	Krause, Scott	2000
	Krawczyk, Jack	2002
	Kremblas, Francis "Frank"	1993-96
	Kremers, James	1991-92
	Kreutzer, Franklin	1962-63
	Kroner, John	1931-32
	Kroon, Marc	1998
	Krop, Robert	1961
	Krueger, Ernest	1922-25
	Krug, Henry	1907
	Krug, Martin	1913
	Krynzel, David "Dave"	2004
	Kubski, Gilbert	1982
	Kuchno, John	2016
	Kuhl, Chad	2016
	Kuhns, Charles	1902
	Kuwata, Masumi	2007
	Kuzava, Robert "Sarge"	1959
	- L -	
	LaCoss, Michael	1977-78, 1992
	Lacy, George "Big Gee"	1946
	Ladell, Cleveland	1996
	LaFromboise, Robert "Bobby"	2014-15
	Lahti, Jeffrey	1981
	Lajoie, Napoleon	1918
	Lakeman, Albert	1941
	Lambo, Andrew	2011, 2013-14
	Landis, James	1957
	Landrum, Thomas "Bill"	1983, 1992
	Lang, Don	1939-40
	LaPalme, Paul "Lefty"	1950-51, 1958
	Larish, Jeffrey "Jeff"	2012-13
	LaRue, Michael "Jason"	1998-99
	Lassetter, Donald	1960
	Latman, Arnold "Barry"	1957-58
	Latshaw, Robert	1936-40
	Lavarnway, Ryan	2018
	Lawless, Thomas	1982-84
	Lawrence, Brooks "Bull"	1960
	Lawrence, Joseph "Joe"	2003
	Lawrie, Joseph "Babe"	1934-1937
	Layne, Herman	1927-29, 1933
	Lazar, John "Danny"	1965
	Lea, Charles	1987
	Leahy, Thomas	1908
	Leary, John	1916-17, 1919
	Leary, Robert	1990
	LeBlanc, Eric	1999
	Ledezma, Wilfredo "Wil"	2010
	Lee, Ernest	1933-34
	Lee, Robert "Derek"	2000, 2003
	Lee, Taber	2006
	Leek, Eugene	1963
	Leesman, Charles "Charlie"	2015
	Lehman, John	1944
	Lehner, Paul	1952
	Leibrandt, Charles	1978-79, 1981, 1983
	LeMaster, Johnnie	1986
	Lemon, Jim	1953
	Lemon, Lee	1910
	Leon, Jose	2005
	Leroux, Christopher "Chris"	2011-12
	Leroy, Louis	1913-14
	Leshner, Brian	2001
	Leskanic, Curtis	2002
	Lesley, Bradley	1982-83
	Leslie, Fenner	1903
	Letchas, Charlie	1948
	Leveille, Rolland	1950
	Leverenz, Walter	1915

ALL-TIME ROSTER

Leverett, Gorham "Dixie"	1927-28	Mack, Joseph	1940-41, 1945
Levis, Jesse	2001	Mack, Quinn	1990-92
Levrault, Allen	2000-01	Macko, Joe	1953
Lewis, John D.	1918	MacLeod, William	1967
Lewis, Kermit	1939, 1941	Maffei, Justin	2016-17
Lewis, Philip	1910	Magdaleno, Ricky	1995, 1997
Lewis, Richie	1987, 1991, 1997	Magee, William	1905
Lewis, William	1937-39	Magnifico, Damien	2018
Liefer, Jeffrey "Jeff"	2004	Magoon, George	1904
Light, Pat	2017	Magruder, Christopher "Chris"	2004
Lilliquist, Derek	1996	Mahlberg, Gregory	1981
Lincoln, Brad	2009-12, 2015	Mahler, Michael "Mickey"	1985
Lind, Henry "Carl"	1931	Maholm, Paul	2005
Lindaman, Vive	1909-10	Mahoney, James "Moe"	1966
Lindblom, Josh	2017	Main, Forrest "Woody"	1949-51
Lindquist, Carl	1944	Maldonado, Carlos	2006-08
Lindsay, Christian "Pinky"	1907-08	Mallett, Gerald "Jerry"	1960
Link, Frederick	1911-12	Mallette, Brian	2001-02, 2005
Lint, Royce	1947-51	Malloy, Robert P.	1947-49
Liranzo, Jesus	2018-19	Malloy, Robert W.	1990
Liriano, Francisco	2013-14	Malmberg, Harry	1952-54
Liriano, Pedro	2004	Maloof, Jack	1977
Lisenbee, Horace "Hod"	1938-39	Mangan, James	1951
Little, Richard "Twig"	1984	Manning, David	2003
Little, Ronald	1983	Manrique, Fred	1985
Littlefield, Richard	1960	Manuel, Jerry	1986
Livingston, Dennis	1988	Marcen, Arthur	1903, 1906
Livingston, Patrick "Paddy"	1907-08, 1913-14	Marchok, Christopher	1990-91
Livingston, Robert "Bobby"	2009	Margoneri, Joseph	1960
Liz, Radhames	2015	Markel, Parker	2019
Lizondro, Jose	1965	Markell, Harry "Duke"	1957
Lobstein, Kyle	2016	Maris, Roger	1956
Locke, Jeffrey "Jeff"	2011-12, 2014	Marquard, Richard "Rube"	1908
Locke, Lawrence "Bobby"	1960	Marquez, Edwin	1990
Locker, Robert	1964	Marquez, Robert	2002-03
Locklear, Gene	1972	Marrero, Christian	2012
Locklin, Stuart	1956	Marshall, Keith	1976
Loesekam, Frederick	1964	Marte, Andy	2011
Lofton, Rodney	1993	Marte, Kelvin	2016
Logan, Robert	1931-46	Marte, Starling	2012, 2014, 2017
Lombardozi, Stephen "Steve"	2015	Martin, David	1905
Long, Bill	1991	Martin, Frank	1904
Lopez, Al	1948	Martin, Jason	2018-19
Lopez, Luis	2002	Martin, Joseph "J.C."	1959
Lopez, Pedro	2009	Martin, Norberto "Paco"	2000
Lopez, Raymond "Mickey"	2000	Martin, Robert	1944
Loretta, Mark	2000-01	Martinez, Dennis "El Presidente"	1987
Lorraine, Andrew	2002	Martinez, Jesus	1998
Lotshaw, Andrew	1917-18, 1922	Martinez, Joseph "Joe"	2010
Loucks, Scott	1984	Martinez, Luis	2003
Love, Ruel	1929	Martinez, Michael "Mini-Mart"	2014
Lowell, Edwin	1931-32	Martinez, Pedro	1997
Lowry, Dwight	1990	Martinez, Teodoro "Ted"	1976
Lozado, William "Willie"	1983	Martis, Shairon	2012
Lucas, Gary	1985	Marvel, James	2019
Ludwick, Eric	2000	Max, Timothy "Tim"	1998
Ludwick, Ryan	2011	Mashore, Clyde	1968-70
Ludwig, William	1903	Mason, Donald	1972
Luebbers, Larry	1993, 1996	Massey, William	1905
Luebke, Cory	2016	Masters, David	1991
Lugo, Rafael "Urbano"	1989	Masterson, Justin	2016
Luna, Hector	2012	Mateja, Philip	1958
Luplow, Jordan	2017-18	Mateo, Juan	2009
Lutz, Mike	1953	Mathias, Carl "Stubby"	1960
Luuloo, Keith	2002-03	Mathile, Michael	1994-95
Lyle, Donald	1979-80	Mathis, Douglas "Doug"	2013
Lyles, Jordan	2019	Mathisen, Wyatt	2018
Lynch, David	1993	Matos, Luis	2007
Lynch, Robert	1904	Mattern, Alonzo	1905
Lyon, Russell	1944-45	Matthews, Harry "Smutter"	1902
Lyons, Barry	1994	Matthews, Wid	1925-29
Lyons, Tyler	2019	Mattick, Robert	1938
		Mattinson, Leslie	1955
		Mauch, Gene	1947
		Maun, Ernest	1925
		Maurer, Brandon	2019
		Maxvill, Charles "Dal"	1964

- M -

ORGANIZATION

2020 INDIANS

IL & OPOONENTS

2019 REVIEW

PIRATES

HISTORY

GENERAL

ALL-TIME ROSTER

May, Davis	1979	Melhuse, Adam	2009
May, Lucas	2013	Melillo, Kevin	2010
May, Rudy	1964	Melo, Juan	1999
Maysey, Matthew	1991-92	Meloan, Jonathan "Jon"	2009
Mazgay, Stanley	1941	Melton, James	1956
Mazzaro, Vincent "Vin"	2013-14	Menees, Henry "Gene"	1980-81
McAnany, James	1958-59	Menendez, Louis	1938
McBride, George	1906	Meoli, Rudolph "Rudy"	1976-77
McBride, Kenneth	1959	Mercedes, Henry	1998
McCall, John "Windy"	1950-52	Mercer, Jordy "The Rook"	2011-13, 2015
McCall, Roderick "Rod"	1999	Merchant, Mark	1993
McCann, Emmett	1931-32	Merrell, Philip "Phil"	1999
McCarthy, John	1942	Merritt, James	1972
McCarthy, Joseph	1911	Merson, John	1951
McCarthy, Thomas	1910	Merz, Otto	1910-15
McCarty, David	1995	Mesa, Richard "Pete"	1955
McCarty, John	1911-14	Mesner, Stephen	1938
McChesney, Harry "Pud"	1909	Mettler, Victor	1937-38
McCormick, ***	1902	Metz, Benjamin	1913-15
McCormick, Myron "Mike"	1938-39	Metz, Leonard	1929
McCraw, Tommy	1962-63	Meyer, Daniel "Dan"	2011
McCreery, Thomas	1904-05	Meyers, Herman	1927-28



McCutchen, Andrew 2007-09

McCutchen, Daniel	2008-10, 2012
McDade, Neal	2005
McDonald, Edward	1918
McDonald, James	2013
McDonald, Jimmie "Hot Rod"	1957-59
McDonald, John	2013
McDonald, Rex	1932
McDowell, Clyde	1942
McElroy, Charles "Chuck"	1996
McEnaney, Will	1973-74
McGhee, Warren "Ed"	1951
McGill, William	1905
McGuinness, Christopher "Chris"	2014
McKay, Cody	2003
McKee, Raymond "Red"	1910-12
McKee, William "Harold"	1947
McKeon, Joel	1989
McKinney, Brett	2017-18
McLaughlin, Patrick	1937
McLeary, Marty	2006-07
McLish, Cal	1948
McLouth, Nathan "Nate"	2005
McMillan, Tommy	1915
McNair, Eric	1943
McNertney, Gerald "Jerry"	1962-63, 1965
McPartlin, Frank	1903
McPhail, Marlin	1991
McPherson, Dallas	2012
McPherson, George	1977
McPherson, Kyle	2012-13
McRae, Alex	2018-19
McRae, Harold "Hal"	1968-69
Meacham, Russell "Rusty"	1999
Meadows, Austin	2016-18
Meadows, Henry	1929
Means, Richard	1957-58
Medina, Jhondaniel	2016
Meek, Evan	2008-09, 2011-12
Mejia, Roberto	1996
Mejias, Samuel	1979
Mele, Sabath "Sam"	1957-58

Melhus, Adam	2009
Melillo, Kevin	2010
Melo, Juan	1999
Meloan, Jonathan "Jon"	2009
Melton, James	1956
Menees, Henry "Gene"	1980-81
Menendez, Louis	1938
Meoli, Rudolph "Rudy"	1976-77
Mercedes, Henry	1998
Mercer, Jordy "The Rook"	2011-13, 2015
Merchant, Mark	1993
Merrell, Philip "Phil"	1999
Merritt, James	1972
Merson, John	1951
Merz, Otto	1910-15
Mesa, Richard "Pete"	1955
Mesner, Stephen	1938
Mettler, Victor	1937-38
Metz, Benjamin	1913-15
Metz, Leonard	1929
Meyer, Daniel "Dan"	2011
Meyers, Herman	1927-28
Meyers, Otto	1937-38
Michalak, Christian "Chris"	2004
Mieses, Jose	2001
Milankovich, Stan	1951
Miljus, John	1934
Milledge, Lastings	2009
Miller, Adam	2015
Miller, Frank	1930
Miller, Jeffrey "Jeff"	2005
Miller, John	1965
Miller, Mark	1980
Miller, Matt	2008
Miller, Otto	1924
Miller, Ralph D.	1902
Miller, Ralph J.	1926-28
Miller, Robert	1961
Miller, Russell	1931
Miller, Travis	2003
Miller, Walter "Jake"	1931
Milligan, David	1910
Mills, James "Brad"	1984
Milner, Eddie	1979-81
Mims, James	1950
Minarcin, Rudolph	1954
Mingori, Steve	1968-69
Minnick, Donald	1956
Minoso, Orestes "Minnie"	1964
Mitchell, Keith	1995-97
Mitrus, George	1944
Mix, Gregory "Greg"	2000
Modica, Pete	1950
Moeller, Gerald	1962
Mohorcic, Dale	1990
Molinaro, Robert	1983
Monahan, Peter	1929-31
Moncrief, Charles	1941
Mondino, Peter	1930
Montague, Edward	1931
Montalvo, Jose "Joe"	1952-53
Monteagudo, Aurelio	1967-69
Montgomery, Roy	1904
Moon, Brian	2002
Moore, Archie	1969
Moore, Bradley	1993
Moore, David	1977-79
Moore, D.C. "Dee"	1935, 1939-40
Moore, Eugene	1911
Moore, Joe "Jo-Jo"	1942-43
Moore, Marcus	1995-96
Moore, William "Billy"	1986-89
Morales, Jose G.	2012
Morales, Jose M.	1984
Morales, Richard	1967
Morales, Tomas	2016-17
Moran, Charles	1905

ALL-TIME ROSTER

Moran, Cyril "Butch"	1947	Ngoepe, Mpho "Gift"	2015-17
Morel, Brenton "Brent"	2014-15	Nichols, Arthur	1903
Moreno, Armando	1989	Nichols, Dolan	1956
Morgan, Cy	1905	Nicometi, Anthony	1985
Morgan, Edwin	1943-45	Niehoff, John "Bert"	1911
Morgan, Nyjer	2007-08	Nielsen, Milton	1952-54
Moroff, Max	2016-18	Nieman, Elmer "Butch"	1946
Morrell, Willard	1931	Nieto, Thomas	1986
Morris, Anthony "A.J."	2014-15	Nieves, Melvin	1998
Morris, Avery "Bryan"	2012-13	Niggeling, John	1938-39
Morris, Jeffrey "Hunter"	2015	Niles, Harry	1913-14
Morris, John	1969	Niles, Ned	1924-26
Morris, William "Hal"	1993, 1995-96	Nitkowski, Christopher "C.J."	1995, 2005-06
Morrison, Eugene	1921-22	Nix, James "Jim"	1997
Morrison, Philip	1926	Nixon, Otis	1988
Morton, Charlie	2009-10, 2012-13, 2015	Nixon, Russell "Russ"	1956
Morton, Guy	1924	Noboa, Milciades "Junior"	1989, 1993
Moskau, Paul	1977-79	Noce, Doug	1991
Moskos, Daniel	2010-12	Noce, Paul	1988
Moss, Barry	1977	Nolan, Gary	1969, 1974
Moss, Brandon	2010	Nomura, Takahito	2002
Moss, John "Les"	1959	Nordbrook, Timothy	1973
Motley, Darryl	1988-89	Noriega, John	1969-70
Mottola, Charles "Chad"	1995-98	Norman, Anthony	2011
Mouton, James	2001	Norman, Daniel	1977
Mouton, Lyle	2000	Norman, Nelson	1987-89
Mowe, Raymond	1911	Norris, Joseph "Joe"	1998
Mueller, Walter	1928	Norris, Leo	1932
Muir, Joseph	1949-51	Northey, Ronald	1956
Mulhern, Ryan	2008	Northrop, Jake	1917-18
Mulroney, Francis	1930-31	Nottle, Edward	1963-64
Munoz, Luis	2007-08	Novinsky, John	2004
Munoz, Omer	1991-92	Nunez, Gustavo	2015
Munson, Joseph	1926	Nunez, Vladimir	2005
Murch, Simeon	1910	Nunnally, Jonathan "Jon"	1998, 2004-05
Murphy, Daniel	1964-66	Nyman, Nyls	1979
Murray, George	1920		
Murray, Glenn	1997-98		
Murszewski, Marion "Murph"	1954-56	Oakes, Ennis "Rebel"	1917
Muser, Tony	1971	Obermueller, Wesley "Wes"	2003-04
Musgrove, Joe	2018	O'Berry, Preston "Mike"	1982, 1985
Mustad, Eric	1984	Obispo, Wirfin	2014
Mutz, Thomas	1977-79	Obregon, Francisco	1960, 1968
Myers, Chris	1991-92	O'Brien, Peter	1902-04
Myers, Richard	1954	O'Brien, Thomas "Buck"	1914
Myette, Kenneth	1969	O'Connell, Dan	1950
Mylylkangas, Lauri	1938	O'Connor, Jack	1985
Myrow, Brian	2009-10	O'Day, Frank	1910
		Odum, David	1944-45
		Odwell, Fred	1903
		Oelkers, Bryan	1988
		Oester, Ronald	1977-79
		Ohlendorf, Curtis "Ross"	2008, 2011
		Ojala, Kirt	1996
		O'Keefe, Richard	1980-82
		Olander, James	1994
		Olds, Floyd	1930
		O'Leary, Charles	1912
		Oliver, Andrew "Andy"	2013-14
		Oliver, Joseph "Joe"	1997
		Olker, Joe	1990
		Olson, Garrett	2011
		Olson, Gregory "Gregg"	1996
		Olszta, Edwin "Eddie"	2005
		O'Mara, Oliver	1919-20
		O'Neill, Paul	1979-80
		Onslow, Edward	1928
		Ordaz, Luis	2007-08
		O'Rourke, Joseph "Patsy"	1909
		Orth, Albert	1910
		Ortiz, Daniel "Danny"	2016-17
		Ortleib, Henry	1904
		Osborn, ***	1929
		Osborn, Danny "Ozzie"	1970-74
		Osburn, Larry "Pat"	1971-74
		Osoria, Franquelis	2007-08
		Osteen, Claude	1961

ORGANIZATION

2020 INDIANS

IL & OPPONENTS

2019 REVIEW

PIRATES

HISTORY

GENERAL

ALL-TIME ROSTER

Osteen, James "Champ"	1905	Phebus, Raymond "Bill"	1941
Osting, James "Jimmy"	2002	Phelps, Travis	2004
Osuna, Jose "El Gocho"	2016-19	Phillip, Andrew	1952
Outman, Joshua "Josh"	2016	Phillips, Clarence "Red"	1937-38
Overstreet, David	1974	Phillips, Damon "Dee"	1940
Overton, Joe	1967	Phillips, George "Andy"	2009
Owchinko, Robert	1986	Phillips, Howard "Eddie"	1958-59
Owen, Hunter	2019	Phillips, William C.	1904
Owens, Arthur	1903	Phillips, William "Taylor"	1962-64
Owens, Claude "Jayhawk"	1998-99	Phillips, Zachary "Zach"	2016
Owens, Eric	1995-97	Piatt, Douglas	1991-92
Owens, Rudy	2011-12	Picart, Gregory "Greg"	2011-12

- P -

Pabst, Arden	2018	Pie, Felix	2013
Pacheco, Jonel	2009	Pierro, William	1950
Pacillo, Patrick	1988-89	Pike, Jess	1943, 1945
Page, Vance	1934-38	Pilney, Antone "Andy"	1938
Painter, Lance	2001	Pimentel, Stolmy	2013-14
Pall, Donn "The Pope"	1999	Pitula, Stan	1956
Papai, Alfred	1957	Plate, William	1949
Papish, Frank	1950-52	Platt, Mizell "Whitey"	1950-51
Paredes, Johnny	1987-88, 1990	Plummer, William	1969-71
Paris, Kelly	1983	Poat, Raymond	1942
Parker, Francis "Salty"	1937	Pofahl, James "Jimmy"	1938
Parker, Matthew "Matt"	2004	Polanco, Gregory	2013-14, 2019
Parks, Artie	1945-46	Poland, Hugh	1944, 1946-47
Parks, William	1930	Polczynski, Gary	1972
Parrett, Jeffrey "Jeff"	1986-87	Ponce, Anthony	1957-58
Parris, Steven "Steve"	1997-99	Ponce, Cody	2019
Parrish, David "Dave"	2007	Pope, David	1952-53, 1956
Partch, Curtis	2016	Post, Wally	1953
Pasek, John	1940-42	Powell, Alonzo	1987-89
Pastore, Frank	1978-79	Powell, Alvin "Jake"	1942
Patterson, Joseph	1969	Powell, Grover	1968-69
Patton, Tommy	1960	Powell, Jeremy	2009-10
Paulino, Carlos	2013-14	Powell, Ross	1993-94, 1996
Paulino, Ronny	2005-06, 2008	Prentice, Robert	1954-55
Pavletich, Don	1961	Presley, Alexander "Alex"	2010-13
Pawloski, Stanley	1954-56	Price, Joseph	1980
Payne, George	1930, 1936	Price, Kevin	1986
Payne, Larry	1975-78	Richard, Robert	1940
Paz, Richard "Rich"	2003	Priest, Eddie	1998-99
Pearce, Steven "Steve"	2007-11	Prince, William	1931
Pearce, William "Ducky"	1912	Prinz, Bret	2007
Pegues, Steven	1994	Prohovich, Donald	1957
Pena, Elvis	2001-02	Pryor, Buddy	1989
Pena, Jose	1968-69	Pugh, Timothy	1994-96
Pence, Russell	1931	Pujols, Luis	1987
Pendleton, Terry	1997	Purcell, Harry	1922-23
Penn, Hayden	2010	Purdy, Everett "Pid"	1932
Penner, Kenneth	1929		
Penney, Michael "Mike"	2000-01		
Pennington, Brad	1995	Qualls, Chad	2012
Pennyfeather, William	1994	Qualls, James	1971
Perez, Eduardo	1996	Qualters, Thomas "Money Bags"	1959-61
Perez, Eury	2017	Queen, Mel D.	1969
Perez, Juan	2006-08	Queen, Melvin J.	1949
Perez, Manny	1947	Queisser, Walter	1904
Perez, Miguel	2009, 2011-12	Quevedo, Ruben	2002-03
Perez, Oliver "Ollie"	2005-06	Quinlan, Lawrence	1904
Perez, Pascual	1987-88		
Perez, Rafael	2014		
Perez, Robert	2001-02		
Perez, Santiago	2000		
Perez, Yorkis	1990		
Perry, Melvin "Bob"	1968		
Perry, William "Hank"	1906		
Petagine, Roberto	1998		
Peters, Gary	1959, 1962		
Peters, Russell "Rusty"	1948-51		
Peterson, Kyle	2001		
Peterson, Matthew "Matt"	2007		
Petrzelka, Raymond	1952		
Pettit, George "Paul"	1951		
Petty, Jesse	1920-24		
Pevey, Marty	1988-89		

- Q -

- R -

ALL-TIME ROSTER

Ray, ***	1926	Robinson, Kerry	1999
Raymundo, Gregg "G.J."	2005	Robinson, Ron	1983
Reames, William "Britt"	2006	Robinson, Scott	1993
Redus, Gary	1982	Robinson, Trayvon	2019
Reed, Darrell "Chris"	1997	Rodemoyer, Howard	1953-56
Reed, Darren	1992	Rodriguez, Felix	1997
Reed, Jeffrey	1987-88	Rodriguez, Joshua "Josh"	2011
Reed, Richard "Rick"	1994-95	Rodriguez, Nerio	2006
Reese, Calvin "Pokey"	1995-97	Rodriguez, Ricardo	2007
Regalado, Rudy	1953, 1955-56	Rodriguez, Richard	2018-19
Regan, Stephen	1915	Rodriguez, Sean	2018
Rehg, Walter "Wally"	1919-26	Rodriguez, Wandy	2013
Reichert, Daniel "Dan"	2004, 2008	Rogers, Brian	2006-08
Reid, Earl	1942-43, 1946	Rogers, Jason	2016-17
Reid, Justin	2005	Rogers, Stanley "Packy"	1942
Reid, Ryan	2013	Rogge, Clinton	1916-22
Reidy, William	1905	Rohrmeier, Dan	1995
Reilley, Alexander "Duke"	1912-17, 1919-20	Roig, Anton	1962
Reith, Brian	2005	Rojas, Mel (Jr.)	2014-16
Remlinger, Michael "Mike"	1995-96	Rojas, Melquiades "Mel" (Sr.)	1990-92
Renteria, Richard "Rick"	1991	Romano, John	1957-58
Restelli, Dino	1950, 1952	Romano, Thomas "Tom"	1986-87
Retzer, Kenneth	1960	Romero, Deibinson	2015
Revering, David	1974-77	Romero, Enny	2018
Reyes, Alfredo	2018-19	Rondon, Jorge	2016
Reyes, Dennys	1998	Roof, Eugene	1984
Reyes, Gilberto	1989-90	Roomes, Rolando	1990
Reyes, Joseph "Jo-Jo"	2012	Roper, John	1993-95
Reyes, Milver	2007	Ropiequet, ***	1924
Reyes, Pablo	2018-19	Roque, Rafael	2000
Reynolds, ***	1929	Roscoe, John "Mike"	1945
Reynolds, Arthur	1926	Rose Jr., Pete	1997-98
Reynolds, Bryan	2019	Roseboro, Stanley	1958
Reynolds, Jeffrey	1987	Rosenbaum, Glen	1957-58, 1962-63
Rhabe, Nicholas	1944	Rosenberg, Harry	1931-34
Rhein, Ralph	1935	Rosenthal, Lawrence	1947
Rhodes, H.H.	1916	Roser, Emerson	1946
Ribant, Dennis	1969	Ross, Chester "Chet"	1946
Rich, Woodrow	1942-46	Ross, David	2005
Richard, Christopher "Chris"	2006	Roth, Francis	1905
Richard, Clayton	2015	Rothgeb, Claude	1906
Richard, Lee	1972	Rothschild, Lawrence "Larry"	1977-80
Richards, Thomas	1959-60	Rowe, Thomas	1966
Richardson, Antaoan	2016	Rowell, Joe	1951
Richardson, Clifford	1939-40	Ruberto, John "Sonny"	1971-76
Richardson, Martin	1966	Rubilotta, Andrew "Rube"	1967
Ricketts, David	1965	Rubio, Jorge	1968
Riddle, Elmer	1937-39, 1949-51	Ruddell, Michael	1972, 1974
Riddle, John H.	1966	Rudolph, Frederick "Don"	1957-58, 1961
Riddle, John L.	1928-37, 1946-47	Rue, Mel	1951-52
Ridenour, Dana	1991-92	Ruffcorn, Scott	1998
Riedling, John	1999	Ruffin, Johnny	1993, 1995
Riffe, John	1929	Ruiz, Hiraldo "Chico"	1961
Rigdon, Paul	2002	Runk, George	1972
Riggenbach, Robert	1956	Runzler, Dan	2017
Rikard, Cully	1948-51	Rusch, Glendon	2003
Riley, George	1986	Rushe, Charles	1948
Ring, Eugene	1955	Rushford, James "Jim"	2002-03
Rios, Yacksel	2019	Ruskin, Scott	1993
Rippelmeyer, Ray	1961	Russell, A.E. "Reb"	1926-29
Risenhoover, Robert	1961	Russell, Jeffrey	1983
Risley, William	1992	Ryan, B.J.	1999
Ritchie, Jay	1968-69	Ryan, John "Blondy"	1930
Ritter, Lew "Old Dog"	1911	Ryan, Michael	2007
Rivard, Rejean "Reggie"	2004	Ryan, Robert	1991
Rivera, German	1990	Ryder, Brian	1982-83
Rivera, Luis	1986-87		
Rivera, Manuel "Jim"	1962		
Roa, Joseph "Joe"	2003, 2005	Sabena, Michael	1944
Roach, Jason	2006	Sabo, Christopher "Chris"	1996
Roberge, Bertrand "Bert"	1985-86	Sadler, Casey	2013-15, 2017-18
Roberge, Joseph "Skippy"	1946	Sadler, Raymond "Ray"	2005-06
Roberts, Christopher "Chris"	2001	Sadowski, Robert	1967
Robertson, Claude	1925	Saffell, Tom	1948-51
Robertson, James	1905	Sager, Anthony "A.J."	1999
Robertson, Richard "Rich"	1999	Sagers, Robert	1959
Robertson, William	1911-12	Salas, Marino	2008

- S -

ORGANIZATION

2020 INDIANS

IL & OPPONENTS

2019 REVIEW

PIRATES


HISTORY

GENERAL

ALL-TIME ROSTER

Salazar, Argenis "Angel"	1984, 1990
Salazar, Jeffrey "Jeff"	2009
Salkeld, Roger	1995, 1997
Salkeld, William	1947
Salzano, Gennaro "Jerry"	1999
Sampen, William	1991-92
Sampson, Adrian	2014-15
Sanchez, Alexis "Alex"	2001
Sanchez, Angel	2015, 2017
Sanchez, Frederick "Freddy"	2007
Sanchez, Jorge "Tony"	2012-15
Sanchez, Romulo	2008-09
Sanchez, Yuri	1996
Sanders, Reginald "Reggie"	1996-97
Sands, Gerald "Jerry"	2013
Santana, Edgar	2016-17
Santana, Ruben	1996
Santangelo, F.P.	1992
Santiago, Jose	1954-55
Santo Domingo, Rafael	1978, 1980
Santos, Adalberto	2014
Santos, Omir	2014
Santos, Victor	2004, 2006
Santovenia, Nelson	1985-86, 1988, 1990-91
Sarmiento, Manuel "Manny"	1976-77, 1979
Sasser, Robert "Rob"	2002
Sattler, William	1984
Sauveur, Richard	1988-90, 1993-95, 1998
Scahill, Robert "Rob"	2015-16
Scala, Gerald	1949
Scanlan, Robert "Bob"	2000
Scarborough, Stephen "Steve"	2002-04
Scarce, Guerrant "Mac"	1975-77
Schacker, Harold "Hal"	1945
Schaffer, Jimmie	1968
Schang, Robert	1916-18
Schardt, Wilbur "Big Bill"	1913-15
Schatzeder, Daniel	1985
Schemanske, Frederick	1925, 1927
Scherrer, William "Bill"	1982
Schlereth, Daniel	2014
Schlitzer, Victor "Biff"	1911-12
Schlueter, Norman	1942-44
Schmandt, Raymond	1924-25
Schmidt, David	1991
Schmidt, Robert	1961
Schmutte, John	1923
Schneck, David	1975-76
Schreiber, Henry	1920-22, 1925-26
Schugel, Andrew "A.J."	2016-18
Schuler, David	1984
Schulte, Fred	1944
Schultz, Bo	2018
Schupp, Charles	1946
Schupp, Ferdinand "Ferdie"	1926-29
Schwartz, William	1905
Schwind, Jonathan	2016
Score, Herb	1952, 1954, 1962-63
Scott, Gary	1993
Scott, LeGrant	1938-41
Scudder, William "Scott"	1995
Scutaro, Marco	2000-01
Seabol, Scott	2003
Seale, Johnny	1966-67
Seaton, Tom	1916
Sebra, Robert	1986, 1988
Secrist, Donald	1968
Seeds, Robert "Suitcase Bob"	1942
Seibert, ***	1902
Seitz, Charles	1911
Sell, Donald "Chip"	2001
Sellers, Justin	2015
Sellers, Rick	1994-95
Sembara, Carroll	1972
Serafini, Daniel "Dan"	2001
Service, Scott	1991-97
Severino, Atahualpa	2013

Seward, Walter	1954
Seyfried, Gordon	1966
Shackelford, John	1918
Shannon, Maurice "Red"	1926
Sharp, James	1935-37, 1939-40
Sharpless, Joshua "Josh"	2006-07
Shartzler, Philip	1961
Shaw, Al	1909
Shea, Patrick "Red"	1922
Sheehan, Dan	1902
Sheets, Ben	2000-01
Sheldon, Roland "Rollie"	1968
Sheldon, Scott	2004
Shemo, Stephen	1945-46
Shepherd, Ronald	1987-88
Sherlock, John	1934
Sherlock, Vincent	1934-38
Shevin, James	1934



Shines, Razor

1984-89, 1991-93

Shinners, Ralph	1920-21
Shipley, Joe	1962-64
Shirley, Steven	1988
Shiver, Ivey	1936
Shokes, Edward	1941
Shoppach, Kelly	2013
Short, Chris	1960
Short, William	1969
Shoun, Clyde	1949
Shuck, JB	2019
Shupe, Vincent	1945-46
Sicking, Edward	1921-27, 1930
Sieb, Clyde	1922-23
Siebert, Richard	1936
Siegle, John	1907
Siever, Ed	1908
Sigafoos, Francis	1931-34
Silva, Mark	1986
Simmons, Pat	1930
Simons, Douglas	1992
Simpson, Harry	1954, 1962-63
Simpson, Wayne	1969, 1971-72
Sinatro, Gregory	1975
Sindlinger, Ralph	1926
Singleton, Bert "Elmer"	1946
Sinovic, Richard	1949
Sipple, Charles	1952
Sisti, Sebastian	1946
Sivess, Peter	1940-41
Skelley, William	1942
Skidmore, Leo	1929
Skidmore, Robert "Roe"	1972-73
Skizas, Louis	1961
Skogan, Thor	1973
Skrehot, Shaun	2005
Slack, William	1959
Slagle, Walter "Walt"	1907-10
Slape, Gregg	1971-72
Slaten, Douglas "Doug"	2012
Slocum, Brian	2009
Smith, Alphonse "Fuzzy"	1952-53
Smith, Bobby	2002
Smith, Bobby Lee	1960
Smith, Brick	1989
Smith, Carlos	1909

ALL-TIME ROSTER

Smith, Charles	1962-63	Strong, Joseph "Joe"	2002
Smith, George A.	1924	Stroud, Edwin	1966-67
Smith, George S.	1931-32	Stryker, Sterling "Dutch"	1920-21
Smith, Gregory	1995	Stull, Everett	2000, 2002
Smith, James	1920	Stynes, Christopher "Chris"	1997
Smith, Joshua "Josh"	2016	Sues, Jeffrey "Jeff"	2009
Smith, Mark	2003	Suiter, Jerrick	2018
Smith, Michael	1986-88	Sullivan, Denny	1912
Smith, Robert	1938	Sullivan, William "Scott"	1995-97
Smith, Sean	2009	Summers, Ed	1907
Smith, Travis	2000	Summers, John "Champ"	1978
Smith, Willie	1971	Sutthoff, John	1902
Smoker, Josh	2018	Sutton, Stephen "Drew"	2012
Snell, Ian	2005, 2009	Swander, Edward "Pinky"	1904-05
Snelling, Christopher "Chris"	2009	Swanson, Stanley	1968-70
Snider, Travis "Lunchbox"	2013, 2015	Sweeney, Darnell	2019
Snopek, Christopher "Chris"	1999	Sweeney, Mark	1999-01
Snyder, Jim	1958-61	Sweiger, Carroll "Bill"	1948
Snyder, John	2000-01	Swetonic, Stephen "Steve"	1927-28
Snyder, Robert	1927	Syngel, Emil	1960
Solis, Ricardo	1992	Szyzewski, Edward	1957
Solis, Roman "Ali"	2013		
Sorensen, Einar	1939	- T -	
Sorensen, Lary	1986-87	Tabaka, Jeffrey "Jeff"	1997
Soriano, Dewey	1947	Tabata, Jose	2009-15
Soto, Mario	1977-79	Taillon, Jameson "Jamo"	2013, 2016-17
Sovern, Jeffrey	1976, 1978	Taitt, Doug	1932
Speece, Byron	1926-29	Talbot, Fred	1963-64
Spencer, ***	1922	Tamsett, James	1903
Spencer, Albert	1909-10	Tam Sing, Trace	2016
Spencer, George	1956-57	Tarasco, Anthony "Tony"	1998
Spencer, Hubert "Tom"	1972-76	Taubenheim, Ty	2008-09
Spencer, Roy	1928	Tauscher, Walt	1942-43
Spilman, William "Harry"	1978-79	Taylor, Ben	1952
Spradlin, Jerry	1993-94, 1996	Taylor, Bruce	1974-75
Sprague, Edward	1971	Taylor, Charles "Chuck"	1967
Sprague, Gary	1972	Taylor, Dan	1936-38
Sprinz, Joseph	1929-30, 1934-35	Taylor, Dwight	1988
Staehle, Marvin	1964-67	Teachout, Arthur "Bud"	1929
Stairs, Matt	1992	Tejada, Wilfredo	1987-88
Stallings, Jacob	2016-19	Tejeda, Moises "Oscar"	2013
Stansberry, Craig	2005-06	Tejera, Michael	2007
Stanton, ***	1926	Terdoslavich, Joey	2017
Starkel, Conrad	1905	Terry, Lazarro "Chico"	1959-60
Starr, Raymond	1941	Tesmer, Bernard	1927
Staucet, Frank	1942, 1946	Tessmer, Jay	2001
St. Claire, Randy	1984-88	Teut, Nathan "Nate"	2003
Steele, Robert	1919	Theobald, Ronald	1970
Steels, James	1989-90	Therneau, David "Dave"	1999
Stefero, John	1987	Thielman, John "Jake"	1906, 1910
Steiner, James	1942	Thomas, Carl	1958-60
Stelmazsek, Richard	1972	Thomas, Justin	2010-11
Stenhouse, Michael	1984	Thomas, Myles	1935
Steph, Rodney "Rod"	1998	Thomas, Valmy	1960
Stephens, Glen "Gene"	1963, 1965	Thomas, William	1931-34
Stephenson, Jackson "Riggs"	1925-26, 1935	Thompson, Aaron	2011
Stevens, DeWain "Lee"	2003	Thompson, John	1925-26
Stevens, Ed	1950-51	Thompson, Kevin	2008
Stewart, Charles "Tuffy"	1913	Thompson, Mark	1999
Stewart, Chris "Stew"	2014-15	Thompson, Michael P.	2008
Stewart, Cory	2005	Thompson, Michael W.	1976
Stewart, Hector "Tito"	1991	Thompson, Richard C.	2005-06
Stewart, James	1967	Thompson, Richard N.	1989-90
Stewart, Paul	2004-05	Thompson, Ryan	2002
Stillwell, Kurt	1994-95	Thoney, John "Bullet Jack"	1905
Stirnweiss, George "Snuffly"	1952	Thornton, Zachary "Zack"	2013-14
St. Laurent, James	1990	Tibbs, Jay	1987
Stockstill, David	1991	Tiefenthaler, Verle	1963
Stoll, Richard	1984-86	Timmons, Osborne "Ozzie"	1997-98
Stoneham, John	1935	Tinney, Roy	1957
Stout, Allyn	1944	Tinning, Lyle "Bud"	1936
Straker, Les	1990	Tinsley, Lee	1999
Stratton, Chris	2019	Tipple, Dan	1915
Strickland, Scott	2006	Tising, John	1933-34, 1938
Striker, Wilbur "Jake"	1955, 1962	Tolar, Kevin	1998-99
Strobel, Fred	1950-51	Toliver, Freddie	1982-83
Stroner, James	1929	Tolleson, Jim	1953-54

- T -

ALL-TIME ROSTER

Tolman, Mitchell	2019
Tomanek, Richard	1953-56
Tomko, Brett	1997, 1999
Tomlin, David	1971-73, 1982, 1986-87
Tompkins, Ronald "Stretch"	1968
Toregas, Wyatt	2011
Torres, Angel	1977-80
Torres, Salomon	2007
Tosheff, Bill	1952
Tost, Louis	1947
Toth, Paul	1967
Tovar, Edgar	1992
Towle, Justin	1996
Tracy, James "Jim"	1993
Trafton, Todd	1995
Treichel, Albert	1946
Trexler, Frank	1943
Trosky, Harold "Hal"	1958-60
Troupe, Quincy	1952
Trout, Paul "Dizzy"	1935-36
Truby, Christopher "Chris"	2006-07
Tsitouris, John	1961, 1968
Tubbs, Gregory	1993
Tucker, Cole	2019
Tucker, Ollie	1930
Tufts, Bob	1983
Turchin, Edward	1946
Turner, Earl	1948-52
Turner, Glenn	1924
Turner, James	1933-36
Tyler, Brad	2000

- U -

Uecker, Robert "Bob"	1960
Underwood, Patrick	1983
Upton, Bill	1953


- V -

Valdespino, Hilario "Sandy"	1961
Valdez, Cesar	2011
Valdez, Sergio	1987-89, 1992
Valdez, Trovin	1996
Valdivielso, Jose	1957, 1963-64
Valle, John	1978-79
Van Alstyne, Clay	1930
Van Benschoten, John	2006-08
van den Hurk, Rick	2012
Vander Meer, Johnny	1940
Vander Wal, John	1990-91
Van Dusen, Fred	1960
Van Every, Jonathan	2010
Vangilder, Elam	1932
Van Gorder, David	1980-83
Varsho, Gary	1993
Vasquez, Andy	2015
Vasquez, Marcos	1995
Vasquez, Pedro	2019
Vasquez, Virgil	2009
Vassie, Louis	1962-63
Vaughn, Fred	1939, 1943
Veach, Robert	1912
Veal, Donald "Donnie"	2009-11
Veal, Orville "Coot"	1964
Velandia, Jorge	2005
Venable, William "Max"	1984-85
Vera, Eduardo	2019
Veras, Wilton	2003
Vickery, Lou	1966
Vico, George	1952
Vieaux, Cam	2019
Villone, Ronald "Ron"	1999
Vinson, Rube	1906
Viola, Frank	1995
Vitter, James	1952
Vogelsong, Ryan	2006, 2016
Volstad, Christopher "Chris"	2015
Volz, Jacob	1903

Von Eps, Robert	1967
Voss, William	1966-67
Voyles, Virgil	1919
Vukovich, John	1975

- W -

Waddell, Brandon	2018-19
Waddell, Thomas "Tom"	1988-89
Wade, Benjamin	1941
Wade, Galeard "Gale"	1954
Wade, Jacob	1941
Wagner, Edward "Ed"	1904
Wainhouse, David	1991-92
Wakefield, Howard	1908-09
Waldron, Tyler	2014
Waldrop, Steven "Kyle"	2013
Walker, Charles "Frank"	1925
Walker, Curtis	1931-32
Walker, Duane	1980-82



Walker, Larry 1989

Walker, Michael "Mike"	1997-98
Walker, Neil	2007-10, 2013
Wall, Joshua "Josh"	2014-15
Wallace, James "Lefty"	1945-46
Wallen, Norman	1945
Walsh, James C.	1927
Walsh, James "Junior"	1947-49
Walsh, Joseph	1911
Walsh, Robert	1935
Walters, Lew	1903
Ward, Edgar "Rusty"	1974
Ward, John	1970
Warren, Brian	1994-96
Warstler, Harold "Rabbit"	1927-30
Wasdell, James	1938
Wasdin, John	2007
Washington, Vernon	1934
Watkins, William "Pat"	1997-98
Watson, Anthony "Tony"	2011
Watts, Kristopher "Kris"	2011-12
Wayne, Gary	1988
Weatherly, Cyril "Roy"	1946-49
Weaver, Arthur	1905-06
Weaver, Harry	1921-22, 1926
Webb, Cleon "Lefty"	1911
Webster, Raymond	1960
Weibl, Clint	2004
Weiman, Blake	2019
Weinert, Philip	1934
Weis, Albert	1962
Weiss, Erich	2017-19
Welch, Rodolfo	1967
Welker, Matthew "Duke"	2012-14
Wells, Leo	1950
Welsch, Ronald	1969-70
Welsh, Christopher	1984
Wentz, Walter	1911-12
Wentzel, Stanley	1945-47
Werner, Donald	1975-80
West, Richard	1940
Westerzil, George "Tex"	1912
Wetzel, Cecil	1913
Wheeler, George	1913

ORGANIZATION

2020 INDIANS

IL & OPONENTS

2019 REVIEW

PIRATES

HISTORY

GENERAL

Principal Owners

1887	Louis Newberger
1888	John Brush
1890	John Martin
1892	John Brush
1894	John Brush and William Schmidt
1897	William Schmidt, W.P. Golt and William H. Watkins
1900	William H. Watkins
1901	William H. Watkins and Charles Ruschaupt
1904	Charles Ruschaupt
1913	Sol Meyer and Sol Kiser
1914	James C. McGill and William G. Smith, Sr.
1917	James C. McGill
1921	William G. Smith, Sr.
1928	James A. Perry
1929	Norman Perry
1942	Frank E. McKinney and Owen J. Bush
1952	Cleveland Indians
1956-	Broad-based "community" ownership (Indians, Inc.)

Federal League Teams

1913	John A. George
1914	James A. Gilmore and J. Edward Krause

Indians Inc. Officers

Chairman of the Board

Frank E. McKinney, Sr.	Jan. 30, 1956 - April 19, 1968
Louis S. Hensley, Jr.	April 19, 1968 - Feb. 3, 1972
Henry B. Blackwell	Feb. 3, 1972 - Jan. 22, 1975
Thomas M. Beaven	Jan. 22, 1975 - May 9, 1978
Henry R. Warren, Jr.	May 9, 1978 - June 19, 1986 & May 11, 1988 - Aug. 14, 1997
Max B. Schumacher	June 20, 1986 - May 11, 1988 & Aug. 14, 1997 - Nov. 16, 2016
*Bruce Schumacher	Nov. 16, 2016 - present

Vice Chairman of the Board

Thomas M. Beaven	Feb. 3, 1972 - Jan. 22, 1975
Henry R. Warren, Jr.	Jan. 22, 1975 - May 9, 1978
*Alan R. Kimbell	Feb. 12, 2007 - present

President

Owen J. Bush	Nov. 19, 1955 - Jan. 28, 1969
Max B. Schumacher	April 15, 1969 - Nov. 2016
*Randy Lewandowski	Nov. 16, 2016 - present

Secretary

Albert H. Schlensker	Nov. 19, 1955 - June 16, 1957
David M. Lewis	June 24, 1957 - Dec. 17, 1964
Robert B. Weimer	Nov. 17, 1965 - Dec. 19, 1968
John A. Alexander	Dec. 19, 1968 - June 19, 1986
Glenn Ray	June 20, 1986 - Feb. 18, 1987
*Max W. Hittle, Jr.	Feb. 18, 1987 - present

Treasurer

Robert B. Weimer	Nov. 19, 1955 - May 1, 1968
Terry J. Stewart	May 1, 1968 - Dec. 19, 1968
Glenn Ray	Dec. 19, 1968 - Oct. 16, 1992
*Alan R. Kimbell	Oct. 29, 1992 - present

**indicates active officer*

Franchise's Stadiums

Indianapolis Indians

1887	Athletic Park	16th St. & Capitol
-	Bruce Park	21st St. & College
1892	Ohio Street Park	East Ohio & Oriental
1902-03	(East) Washington Park	East Wash. & Gray
1904-30	(West) Washington Park	1000 West Wash.
1931-42	Perry Stadium	1501 West 16th St.
1942-8/30/67	Victory Field*	" "
1967-7/11/96	Owen J. Bush Stadium*	" "
1996-	Victory Field	501 West Maryland St.

**renamed only*

Federal League Teams

1913	Riverside Park	29th St. & Riverside
1914	-	Kentucky Ave. & South St.



Indians Spring Training Sites

1907	French Lick, Indiana	1937	Bowling Green, Kentucky
1910	Series of exhibition games in Texas	1938-41	Bartow, Florida
1911-12	Mount Jackson, Indiana and Indianapolis	1942	Cocoa Beach, Florida
1914	Hot Springs, Arkansas	1943-45	Bloomington, Indiana
1915	San Diego, California	1946	Deland, Florida
1916-17	Albany, Georgia	1947	Leesburg, Florida
1918	Hattiesburg, Mississippi	1948	Victoria, Texas
1920	St. Petersburg, Florida	1949-50	New Orleans, Louisiana
1921	Crowley, Louisiana	1951	Kissimmee, Florida
1922	Marlin, Texas	1952-56	Daytona Beach, Florida
1923	Bogalusa, Louisiana	1957-60	Hollywood, Florida
1924-25	Plant City, Florida	1961	Tampa, Florida
1926	Hot Springs, Arkansas	1962	Hollywood, Florida
1927	Sanford, Florida	1963-67	Sarasota, Florida
1928	Plant City, Florida	1968-83	Tampa, Florida
1929-32	Sarasota, Florida	1984-92	Lantana, Florida
1933	French Lick, Indiana	1993-97	Plant City, Florida
1934	Evansville, Indiana	1998-99	Sarasota, Florida
1935	Mayfield, Kentucky	2000-04	Phoenix, Arizona
1936	Wauchula, Florida	2005-	Bradenton, Florida

All-Time Managerial Records

Manager	Seasons	Win	Loss	Pct.
1. J.C. Hendricks	1914-17, 1919-23	764	691	.525
2. Vern Rapp	1969-75	513	452	.532
3. Dean Treanor	2011-16	471	393	.545
4. Wade Killefer	1933-37, 1941	455	462	.496
5. C.C. Carr	1906-10	370	419	.469
6. Owen "Donie" Bush	1924-26, 1943-44	365	300	.549
7. Dave Miley	1996-99	314	261	.546
8. Trent Jewett	2005-08	292	282	.509
9. Al Lopez	1948-50	278	182	.604
10. Kerby Farrell	1954-56	254	205	.553
11. Bruno Betzel	1927-29	247	254	.493
12. Joe Sparks	1986-88	243	179	.576
13. Marc Bombard	1993-95	240	190	.558
14. Roy Majtyka	1977-79	217	190	.533
15. William Burwell	1945-46	178	128	.582
16. William Watkins **	1902-03	173	105	.622
17. Les Moss	1964, 1966	169	137	.552
18. Walker Cooper	1958-59	158	158	.500
19. Emmett McCann	1931-32	150	132	.532
20. Don Gutteridge	1951, 1967	144	155	.482
21. Frank Kremlbas	2009-10	141	146	.491
22. Brian Esposito	2018-19	139	141	.496
23. Cecil Cooper	2003-04	130	156	.455
24. Pat Kelly	1991-92	129	107	.547
25. Ray Schalk	1938-39	128	117	.522
Jim Beauchamp	1980-81	120	151	.443
Bob "Buck" Rodgers	1984	91	63	.591
James Burke	1911-12	91	111	.450
Luke Appling	1962	89	58	.605
Tom Runnells	1989	87	59	.596
Rollie Hemsley	1963	87	67	.565
Ellis "Cot" Deal	1961	86	64	.573
George Tebbetts	1953	82	72	.532
John Corriden	1930-31	82	121	.404
Steve Smith	2000	81	63	.563
Andy Barkett	2017	79	63	.556
Charles "Gabby" Hartnett	1942	76	78	.494
George Scherger	1982	75	61	.551

(Continued next page)



Dean Treanor (left) and Vern Rapp (right) rank first and second, respectively, in win percentage among Tribe managers with at least 400 career victories.

INDIANS' 400-WIN CLUB (by Win PCT)

MANAGER	WIN PCT	WINS	LOSSES
Dean Treanor	.545	471	393
Vern Rapp	.532	513	452
J.C. Hendricks	.525	764	691
Wade Killefer	.496	455	462

INDIANAPOLIS INDIANS MANAGERS

All-Time Managerial Records (cont.)

Manager	Seasons	Win	Loss	Pct.
Eugene DeSautels	1952	75	79	.487
James Brown	1947	74	79	.484
Andy Cohen	1957	74	80	.481
George Noga	1965	70	78	.473
E.G. Barrow	1905	69	83	.454
William Phillips	1904	69	85	.448
Mike "M.J." Kelly	1913	68	99	.407
Ed Romero	2002	67	76	.469
Wendell Kim	2001	66	78	.458
Don Zimmer	1968	66	78	.458
Roy Hartsfield	1983	64	72	.471
Jim Snyder	1976	62	73	.459
Felipe Alou	1985	61	81	.430
Tim Johnson	1990	61	85	.418
Wes Griffin	1939-40	60	67	.472
Mike "Bernard" Kelly	1944	55	79	.410
Napoleon Lajoie	1918	41	34	.547
Jewell Ens	1940	36	46	.439
Ted Beard	1960	35	50	.412
John Hutchings	1960	30	39	.435
Jerry Manuel	1991	29	22	.569
Charles O'Leary	1912	23	45	.338
Charles O'Day	1912	20	43	.317

*** William Watkins also managed the 1895-97, 1900 and 1901 Indianapolis teams of the Western League, American League and Western Association, respectively. Along with his 1902-03 Indians teams, he compiled a record of 556-382 (.593) in Indy.*

MANAGER OF THE YEAR AWARDS

Year	Manager	League	Record/Div. Finish	Playoff Results
1954	Kerby Farrell*	American Association	95-57/1st	Def. Minneapolis, 4-2 Lost to Louisville, 4-1
1956	Kerby Farrell*	American Association	92-62/1st	Def. Minneapolis, 4-3 Def. Denver, 4-0 Def. Rochester, 4-0 Lost to Houston, 4-1
1961	Ellis "Cot" Deal	American Association	86-64/1st	Lost to Louisville, 3-0
1962	Luke Appling	American Association	89-58/1st	Def. Atlanta, 1-0 (Southern Div. Title)
1963	Rollie Hemsley**	International League	86-67/1st	Def. Syracuse, 4-1 Def. Atlanta, 4-1
1971	Vern Rapp	American Association	84-55/1st	Lost to Denver, 4-3
1974	Vern Rapp	American Association	78-57/1st	Lost to Tulsa, 4-3
1982	George Scherger***	American Association	75-61/1st	Def. Omaha, 4-2
1984	Buck Rodgers*	American Association	91-63/1st	Lost to Louisville, 4-2
1986	Joe Sparks*	American Association	80-62/1st	Def. Denver, 4-3
1987	Joe Sparks	American Association	74-64/3rd	Def. Louisville, 3-2 Def. Denver, 4-1 Def. Omaha, 3-1 Def. Rochester, 4-2
1988	Joe Sparks#	American Association	89-53/1st	Def. Omaha, 3-2 Def. Richmond, 4-0
1989	Tom Runnells	American Association	87-59/1st	Def. Louisville, 3-0 Def. Nashville, 3-1
1994	Marc Bombard	American Association	86-57/1st	Lost to Louisville, 3-0
1995	Marc Bombard#	American Association	88-56/1st	Lost to Buffalo, 3-2
1997	Dave Miley	American Association	85-59/2nd	

League Championship in Bold

* The Sporting News Minor League Manager of the Year (awarded annually from 1936-2005)

** In 1963, the International League Manager of the Year Award did not exist (awarded annually from 1967-present); however, Rollie Hemsley was named The Sporting News Minor League Manager of the Year

*** In 1982, George Scherger was not named American Association Manager of the Year but was named The Sporting News Minor League Manager of the Year

Baseball America Minor League Manager of the Year (awarded annually from 1981-present)



GENERAL

VICTORY FIELD SEATING CHART



**"It's a beautiful ballpark, and
it's part of one of the best sports
downtowns anywhere in America..."**
- Bob Costas

VICTORY FIELD PROFILE

Location	501 West Maryland St., 46225	Contractor	Hagerman Construction Corporation
Seating Capacity	Approximately 13,750	Grand Opening	July 11, 1996
Box Seats.....	7,064	Attendance	14,667
Reserved Seats	3,899	Result	Loss: Indianapolis Indians 3 Oklahoma City 89ers 5
Lawn.....	2,000	Largest Crowd	July 22, 2000
Yuengling Landing.....	134	Attendance	16,168
Suite Level	481	Indians at Victory Field**	924-756 (.550)
Handicap Accessible.....	172	*Part of the White River State Park, which also includes the NCAA Headquarters, Eiteljorg Museum, IMAX Theater, Indiana State Museum and Indianapolis Zoo.	
Dimensions	175,000 square feet	**Regular season games only.	
Left Field.....	320 feet		
Left Center Field	418 feet		
Center Field	402 feet		
Right Center Field.....	362 feet		
Right Field	320 feet		

VICTORY FIELD FIRSTS

Game: July 11, 1996 vs. Oklahoma City 89ers
Win: 2-1, July 12, 1996 vs. Oklahoma City
Loss: 5-3, July 11, 1996 vs. Oklahoma City
Pitch: Marcus Moore (called strike), July 11, 1996
Winning Pitcher: Rick Helling, Oklahoma City, July 11, 1996
Indians Winning Pitcher: Tim Fortugno, July 12, 1996
Home Run: Lee Stevens (2-run HR, fifth inning), Oklahoma City, July 11, 1996
Indians Home Run: Roberto Mejia (2-run HR), July 15, 1996

VICTORY FIELD GROUND RULES

Rule 1: A pitched or thrown ball sticking in the padding is a dead ball; runners advance one base.

Rule 2: A ball thrown into the dugout is a dead ball; runners advance one base.

Rule 3: Balls thrown into dugout screens and staying out of the dugouts and stands are live and in play.

Rule 4: Fielders can make a legal catch from the top of the steps to the dugout even with the playing field. Players leaning in from the top of the steps, catching the ball and then going into the dugout results in a legal catch. Players may not step into the dugout and then make a catch.

Rule 5: A fairly batted ball sticking in the wall padding is a dead ball and a ground-rule double.

Rule 6: A batted ball that comes to rest under a bullpen bench is dead and a ground-rule double. A thrown ball that comes to rest under a bullpen bench is a dead ball and runners advance one base. A ball that lodges in the bullpen bench area is a dead ball — a ground-rule double if a batted ball, or runners advance one base if a thrown ball.

Rule 7: A batted or thrown ball that goes under a bullpen bench and bounces out is a live ball.

Rule 8: A batted ball that hits a player in the bullpen area is live and in play. If such touching is intentional, interference will be called.

Rule 9: All outfield screens are considered part of the wall. A fairly batted ball hitting an outfield screen and going over the fence on the fly is a home run.

Rule 10: A batted ball hitting the top or any portion of the left field scoreboard and then going over the outfield screen and yellow pad on the fly is a double. A batted ball hitting the left field scoreboard that caroms off the outfield screen or yellow pad back into the field of play, the ball is live. A batted ball that comes to rest on top of the left field scoreboard is a double.

Rule 11: A batted ball landing on the small roof area in the left field corner on top of the power room is a home run.

YEAR-BY-YEAR VICTORY FIELD ATTENDANCE

Year	Total	Open	Avg (IL)	All-Time	Year	Total	Open	Avg (IL)	All-Time
2019	586,860	68	8,630 (2nd)	14,243,615	2007	586,785	70	8,383 (6th)	6,898,388
2018	619,122	70	8,845 (2nd)	13,656,755	2006	547,768	72	7,608 (5th)	6,311,603
2017	641,141	70	9,159 (1st)	13,037,633	2005	558,901	70	7,984 (4th)	5,763,835
2016	636,888	71	8,970 (2nd)	12,396,492	2004	576,067	71	8,114 (4th)	5,204,934
2015	662,536	71	9,331 (2nd)	11,759,604	2003	550,319	69	7,976 (4th)	4,628,867
2014	660,289	70	9,433 (2nd)	11,097,068	2002	571,984	71	8,056 (4th)	4,078,548
2013	637,579	71	8,980 (3rd)	10,436,779	2001	604,407	71	8,513 (4th)	3,506,564
2012	595,043	70	8,501 (3rd)	9,799,200	2000	672,209	75	8,963 (3rd)	2,902,157
2011	580,082	71	8,170 (5th)	9,204,157	1999	658,250	71	9,271 (2nd)	2,229,948
2010	569,969	71	8,028 (6th)	8,624,075	1998	659,237	67	9,839 (2nd)	1,571,698
2009	549,552	67	8,202 (5th)	8,054,106	1997	618,095	70	8,830 (AA)	912,461
2008	606,166	71	8,538 (4th)	7,504,554	1996	294,366	30	9,812 (AA)	294,366

TOP 10 SINGLE GAME VICTORY FIELD ATTENDANCES

All-Time (Since 1996)

Rank	Date	Day	Total
1	7/22/2000 vs. COL	Sat.	16,168
2	5/30/1998 vs. BUF	Sat.	16,087
3	8/30/1997 vs. LOU	Sat.	16,084
4	8/30/2003 vs. COL	Sat.	16,068
5	7/4/2004 vs. LOU	Sun.	16,062
6	7/4/2002 vs. LOU	Thurs.	15,983
7	6/19/1999 vs. ROC	Sat.	15,898
8	7/4/2000 vs. LOU	Tues.	15,880
	7/11/2001**	Wed.	15,868
9	7/4/2001 vs. OTT	Wed.	15,864
10	8/21/1999 vs. TOL	Sat.	15,861

**Triple-A All-Star Game at Victory Field

14,230 Capacity (Since 2011)

Rank	Date	Day	Total
1	8/30/2014 vs. COL	Sat.	15,250
2	7/31/2015 vs. CHA	Fri.	15,249
3	8/15/2015 vs. DUR	Sat.	15,237
4	6/27/2015 vs. SYR	Sat.	15,144
5	7/29/2017 vs. PAW	Sat.	15,142
6	9/3/2016 vs. LOU	Sat.	15,134
7	7/11/2014 vs. COL	Fri.	15,066
8	7/25/2015 vs. LOU	Sat.	15,042
9	8/22/2014 vs. TOL	Fri.	15,012
	7/26/2013 vs. SYR	Fri.	15,012
10	7/15/2017 vs. LOU	Sat.	15,006

MILB PACE OF PLAY REGULATIONS

General Timing

NOTED FOR 2020

- Extra innings will begin with a runner on second base.
- Relief pitchers must remain in the game to face three opposing batters, unless A) the pitcher must exit the game due to injury or B) the inning concludes before he has faced three batters.

1. TIME OF BREAK

The timer will count down from 2:25, as follows:

- 35 seconds** Last warm-up pitch shall be thrown
- 25 seconds** PA and music end; PA announces batter
- 20 seconds** On-field entertainment off the field
- 20-5 sec.** Batter in box; pitch when he's alert to pitcher
- 20-0 sec.** Deadline for pitcher to begin motion

*It is considered a violation if:

- Batter is not in box and alert to pitcher by **7 seconds**
- Pitcher begins pitch motion **after timer reaches "0"**

2. WARM-UP PITCHES

Pitchers not guaranteed 8 warm-up pitches. No pitch limit before inning, but final warm-up must be delivered **at least 35 seconds** prior to end of inning break or a pitch change.

*Umpire stops warm-up pitch at that time, unless:

- Deems **valid exception** (injury, delay in activities, etc.)
- Pitcher/catcher finishes an **inning on base or at-bat**

3. START OF GENERAL TIMERS (not pitch timers)

- Pregame countdown begins 60 minutes before scheduled first pitch (IL supplement)
- Timer starts **on last out** of an inning for inning break
- Pitching-change timer starts as soon as relief pitcher **crosses the warning track** (or foul line)

4. DELIVERY OF PITCH

Pitcher satisfies rule if, prior to clock **reaching "0"**,

- **Begins windup**, or
- **Begins motion** to come set

Pitch Timer Between Pitches and Between Batter Timer (:30)

1. BATTER'S BOX RULE

During each at-bat, the batter shall comply with **Official Rule 5.04(b)**. (listed at end of section)

*If no exception & batter intentionally leaves box, umpire:

- Issues batter warning for 1st violation of Rule in game
- Calls a "Strike" without a pitch on second violation

2. START OF 20-SECOND TIMER

- A pitcher shall be allowed (:15) seconds to throw each pitch with no runners on base and (:20) seconds with runners on base. (except for the first pitch of an at-bat)

3. START OF 30-SECOND TIMER

- A pitcher shall be allowed (:30) seconds to throw the first pitch of an at-bat (except for the first batter after an inning break or pitching change)

4. STOP OF TIMER

- When pitcher begins motion of windup or coming set
- Pitcher makes a pickoff attempt at any base
- Pitcher feints pickoff or steps off rubber with runners on
- Catcher leaves box to give signals/visit mound
- Umpire calls for a "time out"

*On pickoff/feint, timer resets & begins again immediately

i. OFFICIAL BASEBALL RULE 5.04(B)

The batter shall keep at least one foot in the batter's box throughout the batter's time at bat, unless one of the following exceptions applies, in which case he may leave the batter's box but not the dirt area surrounding home plate:

- Batter swings at pitch
- Batter forced out by pitch
- Team granted "time"
- Defensive play on runner
- Batter feints a bunt
- Wild pitch/passed ball
- Pitcher leaves dirt area with the ball
- Catcher leaves box to give signals

Mound Visits (:30)

1. START TIMER

Thirty second timer shall operate during mound visits **initiated by a manager or coach** beginning when the manager or coach **crosses the foul line** unless accompanied by a doctor or trainer.

*Additional time may be permitted by the umpire for:

- Trip to mound slowed by **bona fide medical ailment**
- **Special circumstances** are required (i.e. translator)

2. STOP OF TIMER

- When manager or coach **leaves dirt circle** of mound
- If a **Pitching change** is signaled, begin respective timer for pitching changes immediately
- **Home plate umpire will proceed to the mound** when timer reaches (:10) seconds)

3. MOUND VISIT LIMIT (6)

- When a manager, coach or player meets the pitcher, **regardless of where the visit occurs or the length**, shall constitute as a mound visit
- Home plate umpire may, upon request from catcher, grant a brief mound visit for a "cross-up" situation

Enforcement

1. BATTERS

Make every reasonable effort to enter box with 20 seconds remaining, and should not delay to gain undue advantage.

*Automatic "strike" if batter not in box with 7+ seconds.

2. PITCHERS

Are expected to begin the motion to deliver the pitch as soon as the batter enters the box and becomes alert to the pitcher.

*Automatic "ball" if not beginning windup/set prior to "0".

3. MOUND VISIT LIMITS

Once a team has exhausted its six mound visits in a game, an umpire **will attempt to stop a player** on that team from visiting the mound by reminding the player that his team has exhausted its mound visit limit, unless the umpire determines that an exception to the rule applies. If the **player promptly returns to his position when directed** by the umpire, the player shall not be penalized. If a **player does not return to his position when directed by the umpire and proceeds with the mound visit, the player shall be subject to ejection from the game.** A manager must remove his pitcher from the game after six mound visits, and is **subject to ejection if he violates the rule with no pitcher warming in the bullpen.**

Howard Kellman

Kellman is in his 45th season as Voice of the Indians. He has watched more than a million pitches and seen more than 300,000 outs recorded during Indians broadcasts. On June 30, 2017, Kellman broadcast his 6,000th game for the Tribe. In honor of the feat, Indianapolis Mayor Joe Hogsett made July 1 "Howard Kellman Day" in Indianapolis. In 2018, Kellman received the Spirit of the International League Award, which is designed to recognize the essential role filled by individuals who are dedicated to helping make sure IL fans have the most enjoyable experience possible.

Kellman joined the Tribe in 1974 and has been the club's lead play-by-play announcer each year during that time frame except for the 1975 and 1980 seasons.

Honored as Indiana's Sportscaster of the Year in 2002, Kellman has called IHSAA football and basketball games on WHMB-TV 40 since 1990. In 2009, he was inducted to the Indiana Sports Writers & Sportscasters Association Hall of Fame. Kellman was inducted into the Indiana Broadcast Pioneers Hall of Fame in 2015 and the Indiana High School Baseball Coaches Association Hall of Fame in 2018.

Since joining the Indians, Kellman has also been named to the radio broadcast team for three Triple-A All-Star Games, including the 1989 Midsummer Classic in Columbus, Ohio, the 2001 contest at Victory Field, and most recently, the

Voice of the Indians

2013 showcase in Reno, Nev. In addition, he led the broadcast team for ESPN's coverage of the Triple-A World Series from 2006-08.

Along with covering the Tribe, Kellman has worked behind the microphone for the Chicago White Sox (1984) and Cleveland Cavaliers (1988-90), called both IHSAA football and basketball games on WHMB-TV 40 (since 1990-91) and served as a sideline reporter for Yale football on the YES Television Network (2012). He also filled in as a replacement on New York Mets broadcasts in 2014.

Kellman currently manages his own professional speaking service which features life lessons drawn from sports-related stories, and published his book *61 Humorous & Inspiring Lessons I Learned From Baseball* in 2010.

A graduate of Brooklyn College, Kellman began his early broadcasting days as an announcer for St. John's University basketball.

Howard and his wife, Robin, reside in Carmel, Ind.



Andrew Kappes

Kappes enters his sixth season alongside Howard Kellman as part of the Indians' broadcast team. He is just the sixth broadcaster to join Kellman on the Tribe's call since 1996.

In addition to his on-air duties, Kappes also helps facilitate road coverage for the team by composing game recaps and assisting with the club's social media channels.

Prior to joining the Indians, Kappes served as the broadcast and media relations manager for the Single-A Bowling Green Hot Rods in 2014. His first International League assignment came as a media relations and broadcasting assistant with Scranton/Wilkes-Barre in 2013, providing play-by-play commentary for the RailRiders.

Broadcaster

Kappes also worked as a television broadcaster for Northern Kentucky University from 2011-16, and has contributed to various collegiate broadcasts ranging from Horizon League basketball and soccer to Missouri Valley Conference action. In March 2017, Kappes was on the call for the NKU Norse's first bid to the NCAA Men's Basketball Tournament.

Kappes, 29, graduated from NKU in 2012, where he studied broadcast journalism.



INDIANS BROADCASTING TEAMS

Years	Broadcast Team	Years	Broadcast Team
2015-Present	Howard Kellman, Andrew Kappes	1974	Howard Kellman
2012-14	Howard Kellman, Will Flemming	1973	Russ Benedict
2006-11	Howard Kellman, Scott McCauley	1971	Jim McIntyre
2005	Howard Kellman, Robert Portnoy	1969	Tom Hession, Johnny Wade
2004	Howard Kellman, Scott Lauer	1968	Tom Hession, Johnny Wade, Brian Madden
1996-2003	Howard Kellman, Brian Giffin	1966-67	Carl Grande, Tom Hession, Johnny Wade
1991-95	Howard Kellman, Tom Akins, Brian Giffin	1963	Luke Walton
1981-90	Howard Kellman, Tom Akins	1956-60	Jim McIntyre
1980	Mike Fornes, Tom Akins	1948-55	Luke Walton
1976-79	Howard Kellman, Tom Akins	1947	Gene Kelly, Estel Freeman
1975	Tom Akins, Dave Rodebaugh		
1902-42, 44, 46, 61, 62, 65, 70, 72	No Broadcast	1943, 1945	Unconfirmed Broadcast Team

MEDIA INFORMATION



Cheyenne Reiter
Director of Communications
creiter@indyindians.com
(317) 532-6934



Anna Kayser
Baseball Communications
Coordinator
akayser@indyindians.com
(317) 532-6778



Megan Garcia
Baseball Communications
Assistant
mgarcia@indyindians.com
(317) 269-3542 ext. 279

MEDIA POLICIES

Press Box: The press box is located on Suite Level (third floor) to the third base side of home plate. The press box phone number is **317-269-3542 ext. 288**.

Credentials: Full-season and single-game credential requests should be emailed to the Indians Communications Department no less than 24 hours prior to first pitch. Credentials will be left at the guest relations desk in the suite lobby, which you can find through the administration doors on the ballpark's west side. Photo ID will be required at time of pick up.

Parking: A limited number of spaces are available for members of the working media. Single-game parking passes are granted on an as-available basis.

Television: Trucks may connect to TV lines in the right field corner of Victory Field (outside the ballpark). The stadium is wired for cameras to plug in on the north end of the third base dugout. For more information, email Telecast and Production Coordinator Alex Leachman at aleachman@indyindians.com.

Photographers: Photography wells are located in each dugout. Space is available on a first-come, first-serve basis. Access the wells at the bottom of the stairs at Sections 107/108 or 116/117. Photographers who shoot from the stands will be asked to move by an usher if a fan's view is obstructed.

Clubhouses: The Indians clubhouse is located on service level behind home plate. The visitors clubhouse is located on service level down the right field line. Clubhouses will close to the media 60 minutes prior to first pitch, as well as between contests of a doubleheader. The Indians communications staff will re-open the clubhouses no earlier than 10 minutes following the final out. Members of the media are not allowed in the training rooms, weight rooms or kitchens. Still photography is not permitted in the clubhouses without prior approval. Live video, including live social media interviews, are not permitted inside the Indians or visiting team clubhouses at any time.

2020 BROADCAST INFORMATION

TELEVISION

Thirty-five Indians home games are available locally on MyINDY-TV 23. Every Tribe game will also be broadcast live via MiLB.TV, with subscriptions available at www.milb.com/milb/multimedia.

Games scheduled to air locally on MyINDY-TV 23:

Thursday, April 9 - Sunday, April 12
Friday, April 24 - Sunday, April 26
Friday, May 8 - Sunday, May 10
Friday, May 15 - Sunday, May 17
Tuesday, May 26
Friday, May 29 - Sunday, May 31
Tuesday, June 9

Friday, June 12 - Sunday, June 14
Tuesday, June 23
Friday, June 26 - Sunday, June 28
Saturday, July 4 - Sunday, July 5
Friday, July 17 - Sunday, July 19
Friday, July 31 - Sunday, Aug. 2
Saturday, Aug. 22 - Sunday, Aug. 23

RADIO

Fox Sports 1260 AM is the radio home of the Indianapolis Indians. You can also tune in via the iHeartRadio app.



2020 PROMOTIONS

April 9	Opening Night Bike to the Ballpark, Postgame Fireworks
April 12	Easter Egg Hunt Pregame beginning at 12:15 PM
April 25	Prospects Night Pirates Themed Jerseys, Bobblehead Giveaway, Team Autographs
April 26	Princess Day Photos with Fairy Tale Princesses
May 8	Indy 500 Night Cooler Backpack Giveaway, Indy 500 Jersey Auction
May 9	Star Wars Night
May 16	Prospects Night Pirates Themed Jerseys, Bobblehead Giveaway, Team Autographs
May 17	Princess Day Photos with Fairy Tale Princesses
May 29	Colts at Bat
May 30	Youth Clinic
May 31	Daniel Tiger & Katerina Kittycat Appearance
June 12	Wizard Night
June 13	Prospects Night Pirates Themed Jerseys, Bobblehead Giveaway, Team Autographs
June 14-15	Nickelodeon Days with PAW Patrol Photos with Chase and Skye
June 26	Top Gun Night Aviator Sunglasses Giveaway
June 27	MARVEL Super Hero™ Night with Captain Marvel Character Appearance, Bobblehead Giveaway, Jersey Auction
July 4	Independence Day Stars & Stripes Jersey Auction, Postgame Fireworks
July 18	MARVEL Super Hero™ Night with Black Widow Character Appearance, Bobblehead Giveaway, Jersey Auction
August 2-3	PJ Masks Appearances Photos with Catboy, Owlette and Gekko
August 22	MARVEL Super Hero™ Night with Captain America Character Appearance, Bobblehead Giveaway, Jersey Auction
August 23	Thomas the Tank Engine Appearance
September 4	Fan Appreciation Night Various Prize Giveaways, Postgame Fireworks

VISIT INDYINDIANS.COM FOR ALL PROMOTIONAL DETAILS

JUNE

SUN	MON	TUE	WED	THU	FRI	SAT
	1	2	3	4	5	6
		SYR 6:35	SYR 10:30	SYR 6:35	BUF 7:05	BUF 6:05
7 BUF 1:05	8	9	10	11	12	13
		SYR 7:05	SYR 1:35	SYR 7:05	CHA 7:15	CHA 7:00
14 CHA 1:35	15	16	17	18	19	20
COL 7:05	COL 7:05	COL 7:05	COL 7:00	LOU 7:00	LOU 7:00	LOU 7:00
21 LOU 2:00	22	23	24	25	26	27
		GWN 7:05	GWN 1:35	GWN 7:05	DUR 7:15	DUR 7:05
28	29	30				
DUR 1:35	TOL 7:05	TOL 7:05				

SEPTEMBER

SUN	MON	TUE	WED	THU	FRI	SAT
6 1:00 6:00	7 1:00 1:00	1 COL 7:05	2 COL 1:35	3 LOU 7:05	4 LOU 7:15	5 LOU 7:00
13	14	15	16	17	18	19
20	21	22 NCG LAST SEAS	23	24	25	26
27	28	29	30			

HOME

AWAY

PLAYOFFS - ROUND TWO

PLAYOFFS - ROUND ONE

ALL TIMES EDT. SUBJECT TO CHANGE

NORTH DIVISION

BUF - Buffalo Bisons
 LHV - Lehigh Valley IronPigs
 PAW - Pawtucket Red Sox
 ROC - Rochester Red Wings
 SWB - Scranton /W-B Railriders
 SYR - Syracuse Mets

