

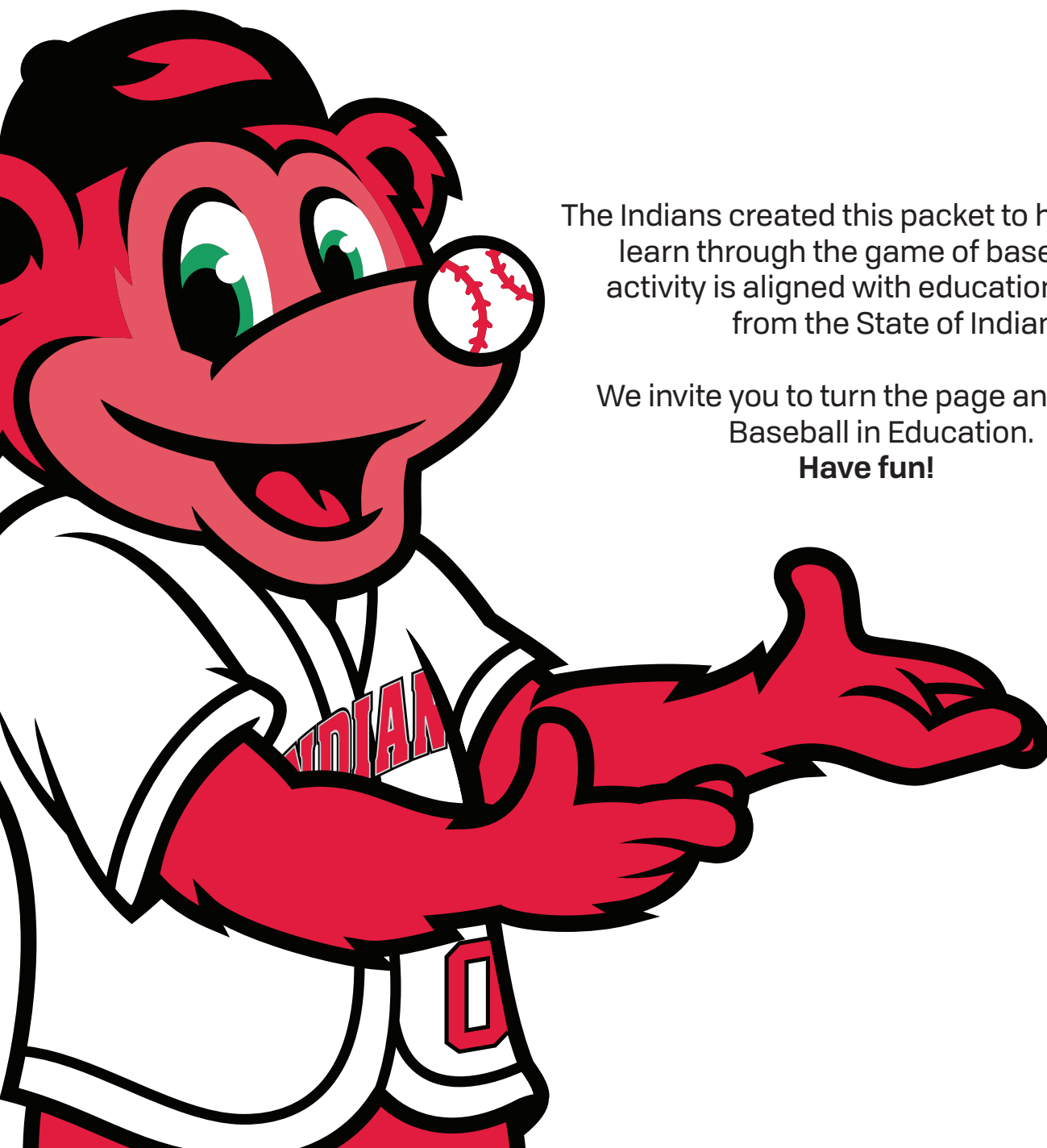
GRADES 4-5

INDIANAPOLIS

**INDIANS**

BASEBALL IN EDUCATION

# Welcome to the Indianapolis Indians Baseball in Education program for Grades 4 and 5



The Indians created this packet to help students learn through the game of baseball. Each activity is aligned with education standards from the State of Indiana.

We invite you to turn the page and slide into Baseball in Education.  
**Have fun!**







**A LIFETIME *of* SUCCESS**



**IUPUI**

# BASEBALL IN EDUCATION CURRICULUM OUTLINE

## Grades 4-5

- Pg 1 **Create Your Own Baseball Card**  
Make baseball cards about yourself and a friend or family member using the principles of what's included in a baseball card.
- Pg 4 **Baseball Uniforms and Equipment**  
Answer questions from linked videos about how and why teams use different kinds of equipment and the kinds of uniforms they wear.
- Pg 6 **Decimals and Baseball**  
Complete the math problems using decimals from the game of baseball.
- Pg 11 **Visit Victory Field**  
Use your resources to plan a day at the ballpark.
- Pg 15 **Baseball Card Statistics**  
Learn about why statistics are important to baseball and how to calculate them.
- Pg 25 **Thank You Notes**  
Use the template to write a thank you note to Rowdie.
- Pg 27 **Answer Sheet**  
Key to problems from earlier in the book.





# CREATE YOUR OWN BASEBALL CARD

## Create Your Own Baseball Card

(Indiana Standards: 4.ML.1, 5.ML.1, 4.RV.1, 5.RV.1, 4.W.1, 5.W.1, 4.SL.2.4, 5.SL.2.4)

### MITCH KELLER

*Indianapolis Indians™*

BORN: April 4, 1996

BIRTHPLACE: Cedar Rapids, Iowa

BATS: RIGHT THROWS: RIGHT

HEIGHT: 6'2" WEIGHT: 210

Photography: Austin Fiedline

### STATISTICS

YEAR TEAM	W-L	ERA	G	GS	SV	IP	H	BB	SO
2017 Bradenton (A+)	6-3	3.14	15	15	0	77.1	57	20	64
2017 Altoona (AA)	2-2	3.12	6	6	0	34.2	25	11	45
2018 Altoona (AA)	9-2	2.72	14	14	0	86.0	64	32	76
2018 Indianapolis (AAA)	3-2	4.82	10	10	0	52.1	59	22	57
Minor Lg. Totals	29-17	3.02	87	86	0	435.2	359	135	443

The Pirates No. 1 prospect was Pittsburgh's second-round selection of the 2014 First-Year Player Draft. He began the 2018 campaign with Altoona and went 9-2 with a 2.72 ERA (26er/86.0ip) before being promoted to Indy, leaving him fourth in Altoona's history with a 2.83 ERA among pitchers with at least 20 starts. He earned a Futures Game Selection and started for the U.S. Team at Nationals Park, where he threw one hitless inning and struck out two. To cap off the season, Keller finished first in the Pirates organization with 135 strikeouts, tied for third with 12 wins and fourth with a 3.48 ERA.

[www.INDYINDIANS.com](http://www.INDYINDIANS.com)

© 2019 Choice Marketing, Inc./MLB 2019 1.800.999.CHOICE • www.choicesportscards.com  
 All rights reserved. • Printed in the U.S.A. • Minor League Baseball trademarks and copyrights are used with permission of Major League Baseball Properties, Inc. Visit MLB.com

## INDIANS

P

## MITCH KELLER

CHOICE 2019

Every Indianapolis Indians player has a baseball card. The player's information on the card includes his home state/country, height, weight, statistics, and if he throws and bats with his right or left hand. The card also highlights information about the player's achievements.




# CREATE YOUR OWN BASEBALL CARD

## Create a Baseball Card About Yourself

Create an autobiographical baseball card!

What important facts do you want people to know about you?  
What events make you happy? Why are your friends important to you?  
What do you like best about school?

<p>Your Name:</p>		<p>What jobs interest you? Why?</p>
<p>Draw Your Picture Here:</p> 		
<p>When were you born? What important events have occurred in your life so far?</p>	<p>Why are friends important to you? What kind of people make good friends?</p>	
		<p>What is one of the biggest problems or challenges you have had to face? How did you solve it?</p>
		<p>What important characteristics do you want people to know about you?</p>






# CREATE YOUR OWN BASEBALL CARD

## Create a Baseball Card About Someone You Admire

Select someone from the past or present who interests you! What important facts do you want people to know about him/her?

Name:		Describe one or two important events of this person's life.	
Draw Their Picture Here:			How did this person react or change after these events?
			What did/does this person do for other people, the community or the world?
			What was one thing this person did that got your attention? How did this person impact your life?
Describe this person.	What was this person's job or work?		



# BASEBALL UNIFORMS AND EQUIPMENT

## Research Baseball Equipment

(Indiana Standards: 4.SL.2.5, 5.SL.2.5, 4.W.1, 5.W.1, 4.SL.2.1, 5.SL.2.1)

The first baseball team to wear baseball uniforms was the New York Knickerbockers in 1849. Baseball uniforms are designed to help players, officials, and the two teams tell the difference between players and teams. Most baseball uniforms have the names and numbers of players who wear them, usually on the back of the uniforms to distinguish players from one another. Uniforms have different logos and patches. The logo is worn on either the left or right side of the jersey. Sometimes patches are added to the uniform. Patches might relate to the team's history, major events in baseball, special causes, or memorial patches. Jerseys, pants, socks, hats, cleats and gloves are part of the uniform.

The Indianapolis Indians have many different uniforms. See below.





# BASEBALL UNIFORMS AND EQUIPMENT

## Baseball Uniforms and Equipment

Click on the link to research each equipment item and fill out the chart below.

EQUIPMENT	HOW IS IT MADE?	WHICH PLAYERS USE THIS EQUIPMENT?	HOW DOES THIS EQUIPMENT HELP THE PLAYER?
Bat	<a href="#">How Bats Are Made</a>		
Batting Helmet	<a href="#">Batting Helmet</a>		
Catcher's Mask	<a href="#">Catcher Direct Hit</a>		
Glove	<a href="#">Nokona Baseball Glove Maker</a>		
Cleats	<a href="#">Selecting Cleats</a>		
Baseball	<a href="#">How a Baseball is Made</a>		
Hats	<a href="#">Step-by-Step Ball Cap Making</a>		



# DECIMALS AND BASEBALL

## Decimals and Baseball

(Indiana Standards: 4.NS.6, 4.NS.7, 5.NS.3, 5.NS.5)

Baseball teams use decimals for keeping track of batting and pitching statistics. Players, coaches and scouts use decimals every day.

### ACTIVITY 1: USE FRACTIONS AND DECIMALS TO COMPLETE THE TABLE

Example:  $7/10 = .7$        $10/100 = .10$        $345/1000 = .345$        $.110 = 110/1000$        $.5 = 5/10$

Fraction	Decimal
$3/10$	
	.6
$8/10$	
$12/100$	
$25/100$	
$50/100$	
	.90
$128/1000$	
$321/1000$	
	.298
$113/1000$	
$844/1000$	



# DECIMALS AND BASEBALL

## ACTIVITY 2: COMPLETE THE NUMBER SENTENCES USING $\leq$ , $>$ , OR $=$

.50 _____ .65	.32 _____ .54	.77 _____ .13
.40 _____ .35	.44 _____ .25	.82 _____ .82
.445 _____ .525	.345 _____ .284	.523 _____ .725
.218 _____ .325	.600 _____ .712	.900 _____ .900

## ACTIVITY 3: USE THE CHART TO ANSWER THE QUESTIONS BELOW

Person	Batting Average
Henry Hitter	.322
Bill Baserunner	.314
Carl Catcher	.332
Ollie Outfielder Jr.	.330

- Who has the highest batting average?
- Using the batting averages, list the players in order from highest to lowest.
  - 
  - 
  - 
  -



# OPENING HEARTS & MINDS THROUGH SPORTS



## Baseball in *Inclusive Education*

Special Olympics Indiana is proud to partner with the Indianapolis Indians during the 2020 season as we continue our work using the power of sports like baseball and softball to open hearts and minds toward people with intellectual disabilities and to create inclusive communities across the state.

Indiana is home to the largest Special Olympics **Unified Champion Schools®** program in the world, with more than 260,000 students in over 650 Indiana schools actively involved in what we call the *#InclusionRevolution*.

On the field and off, we are working together to create a more inclusive world and to ensure that everyone has the right to play, learn, and live together. Join us and be a part of the Unified Generation!



Special Olympics  
**Unified Champion  
Schools®**



[www.soindiana.org](http://www.soindiana.org) | [www.generationunified.org](http://www.generationunified.org)





## AVOIDANCE



- Disregard
- No acknowledgment
- No eye contact
- Isolation decided by others

## SITUATIONAL FRIENDSHIP



- Shared environment
- Taking part in activities together
- Opportunity for new friendships

## INCLUSION



- Mutual acknowledgment
- Integrated opportunities
- Appreciating differences

## FEAR OF DIFFERENCE



- Lack of understanding
- Limited interaction
- Deliberate separation
- Bullying

## TOLERANCE



- Passive interaction
- Service role
- Providing physical support
- Using phrases of pity or tokenism

## EXCLUSION



- Denied access
- Isolation
- Feeling of rejection

## MEANINGFUL INCLUSION



- Sense of belonging
- Defined by unique experiences
- Valuing individual identities

## ACCEPTANCE



- Community of welcome
- Equal treatment
- Positive group interactions

## LASTING FRIENDSHIP



- Ongoing interaction (e.g. Unified Sports®)
- Seeking out friendships
- Staying in touch



# Inclusion in Action

- Using the **red** lineup card below, place the concepts on the previous page in order from best to worst.
- Find a partner and share the lineups you made.
- Together, use the **blue** lineup card to create an order that you both agree on.
- Finally, share your lineup with your friends and talk about how your perceptions may differ.

## My Starting Lineup

1. \_\_\_\_\_
2. \_\_\_\_\_
3. \_\_\_\_\_
4. \_\_\_\_\_
5. \_\_\_\_\_
6. \_\_\_\_\_
7. \_\_\_\_\_
8. \_\_\_\_\_
9. \_\_\_\_\_

## Our Starting Lineup

1. \_\_\_\_\_
2. \_\_\_\_\_
3. \_\_\_\_\_
4. \_\_\_\_\_
5. \_\_\_\_\_
6. \_\_\_\_\_
7. \_\_\_\_\_
8. \_\_\_\_\_
9. \_\_\_\_\_

## EXTRA INNINGS



What is your definition of meaningful inclusion? Can you think of some examples of what this might look like at your school?



# VISIT VICTORY FIELD

## Plan a Trip to Victory Field

(Indiana Standards: 5.C.8, 4.AT.1, 5.AT.2, 5.AT.5, 4.SL.2.1, 5.SL.2.1, 4.W.4, 5.W.4, 4.SL.4.2, 5.SL.4.2)



It's time to go to Victory Field! Plan a trip for a group of four people.  
Your trip package should include the following items:

Tickets, Food, Drinks and Souvenirs

Include details about the cost of your travel package and what's included by using the information provided on pages 9 - 11. Choose one of the below options to promote your travel package.

- Make a flyer using Microsoft Publisher or another computer program
- Create a Small Book using paper

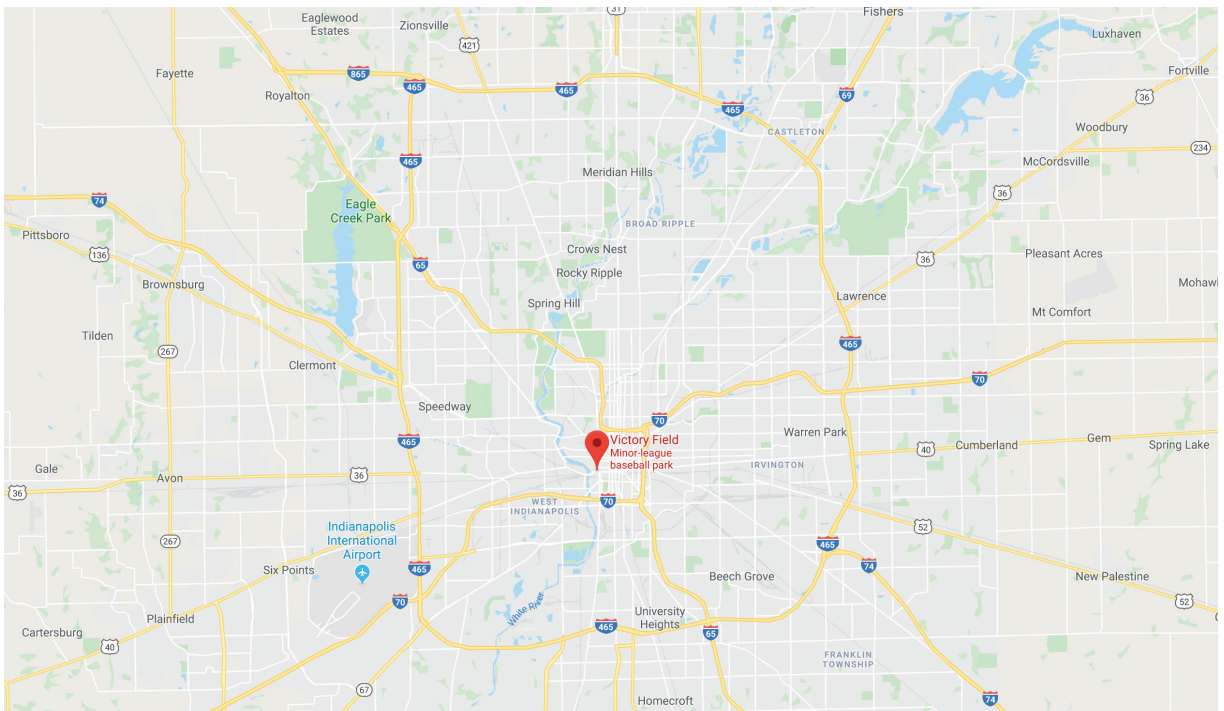




## VISIT VICTORY FIELD

## Where is Victory Field?

501 W. Maryland St. Indianapolis, IN 46225



# VISIT VICTORY FIELD

## VICTORY FIELD TICKET PRICES

Tickets	Adults	14 & Under	Knot Hole Kids Club
Box Seats	\$17	\$16	\$4
Reserved Seats	\$13	\$12	Free
Lawn	\$11	\$10	Free

## VICTORY FIELD SOUVENIR PRICES

Clothing	
Circle City T-shirt	\$10
Red Indians T-shirt	\$10
Gray Indians T-shirt	\$10
Black Indians T-shirt	\$10
3/4 Sleeve Baseball Shirt	\$15
Accessories	
Cotton Twill Hat	\$10
Indians Sunglasses	\$5
Indians Logo White Baseball	\$5
Mini Bat	\$5
Foam “#1” Finger	\$5





# VISIT VICTORY FIELD

## VICTORY FIELD FOOD AND BEVERAGE PRICES

Food	
Chicken Sandwich with Fries	\$9.00
Personal Pizza	\$7.50
Hamburger	\$4.50
Cheeseburger	\$4.50
Victory Dog	\$4.00
Corn Dog	\$3.50
Snacks	
Popcorn	\$5.00
Nachos	\$4.50
Pretzel	\$4.00
Chips	\$3.75
Candy (M&M, Sour Patch, etc)	\$3.75
Hot Tribe Tots	\$3.50
Rowdie's Ice Cream	
Dippin' Dots	\$4.50
Helmet Sundae	\$4.50
Bowl	\$3.75
Cone	\$3.75
Beverages	
McAlister's Famous Tea	\$4.75
Soda Fountain Drink	\$4.25
Soda Bottled	\$4.25
Water	\$3.75
Coffee	\$2.50







# BASEBALL CARD STATISTICS

## Teacher Information

This is a multi-step project and may require more than one class period.  
Each student needs a copy of the entire activity.

**WILL CRAIG**  
*Indianapolis Indians™*  
BORN: Nov. 16, 1994  
BIRTHPLACE: Johnson City, Tenn.  
BATS: RIGHT THROWS: RIGHT  
HEIGHT: 6'3" WEIGHT: 235





**STATISTICS**


YEAR TEAM	AVG	G	AB	R	H	2B	3B	HR	RBI	SB
2016 WV Black Bears (A-)	.280	63	218	28	61	12	0	2	23	2
2017 Bradenton (A+)	.271	123	458	59	124	26	1	6	61	1
2018 Altoona (AA)	.248	132	480	73	119	30	3	20	102	6
Minor Lg. Totals	.263	318	1156	160	304	68	4	28	186	9


Craig was selected by the Pirates as the 22nd overall pick in the 2016 First-Year Player Draft. He earned multiple honors during his 2018 campaign with Altoona, including Eastern League All-Star (mid and postseason), *MILB.com* Organization All-Star, EAS Player of the Week (June 18) and Curve MVP. He led Pirates minor leaguers with 20 home runs and was the first to reach 100 RBI since 2010.

[www.INDYINDIANS.com](http://www.INDYINDIANS.com)

 © 2019 Choice Marketing, Inc. (MLB 2019 1,800,999 CHOICE - www.choiceportscards.com)  
All rights reserved. - Printed in the U.S.A. - Minor League Baseball trademarks and copyrights are used with permission of Major League Baseball Properties, Inc. Visit MLB.com.



**STEVEN BARON**  
*Indianapolis Indians™*  
BORN: December 7, 1990  
BIRTHPLACE: Miami, Fla.  
BATS: RIGHT THROWS: RIGHT  
HEIGHT: 6'0" WEIGHT: 205





**STATISTICS**


YEAR TEAM	AVG	G	AB	R	H	2B	3B	HR	RBI	SB
2017 Tacoma (AAA)	.256	54	164	16	42	6	0	2	17	0
2017 Arkansas (AA)	.196	16	51	2	10	1	0	1	5	0
2018 St. Louis (NL)	.200	2	5	0	1	0	0	0	0	0
2018 Memphis (AAA)	.213	41	136	8	29	5	0	0	7	0
Minor Lg. Totals	.234	666	2337	248	546	121	13	29	260	39
Major Lg. Totals	.063	6	16	0	1	0	0	0	0	0


Baron signed a minor league contract with the Pirates on Dec. 17, 2018. He earned his first MLB hit on May 19, 2018 with St. Louis and made two appearances behind the plate with the Cardinals before spending the rest of the season with Triple-A Memphis. He was part of the Pacific Coast League and Triple-A National Championship Redbirds team.

[www.INDYINDIANS.com](http://www.INDYINDIANS.com)

 © 2019 Choice Marketing, Inc. (MLB 2019 1,800,999 CHOICE - www.choiceportscards.com)  
All rights reserved. - Printed in the U.S.A. - Minor League Baseball trademarks and copyrights are used with permission of Major League Baseball Properties, Inc. Visit MLB.com.



**KE'BRYAN HAYES**  
*Indianapolis Indians™*  
BORN: Jan. 28, 1997  
BIRTHPLACE: Tomball, Texas  
BATS: RIGHT THROWS: RIGHT  
HEIGHT: 5'10" WEIGHT: 200





**STATISTICS**


YEAR TEAM	AVG	G	AB	R	H	2B	3B	HR	RBI	SB
2015 WV Black Bears (A-)	.220	12	41	8	9	1	0	0	7	1
2016 WV Power (A)	.263	65	247	27	65	12	1	6	37	6
2017 Bradenton (A+)	.278	108	421	66	117	16	7	2	43	27
2018 Altoona (AA)	.293	117	437	64	128	31	7	7	47	12
Minor Lg. Totals	.285	348	1295	189	369	65	16	15	147	53


The Pirates first-round draft pick from 2015 is now the No. 2 prospect in the system. Hayes earned a 2018 Futures Game Selection and went 1-for-3 with a two-run home run as the starting third baseman for the U.S. Team. He won his second straight *MILB Rawlings Gold Glove* after posting a minor league best .978 fielding percentage at third base. Hayes was also named an Eastern League mid and postseason All-Star and an *MILB.com* Organization All-Star.

[www.INDYINDIANS.com](http://www.INDYINDIANS.com)

 © 2019 Choice Marketing, Inc. (MLB 2019 1,800,999 CHOICE - www.choiceportscards.com)  
All rights reserved. - Printed in the U.S.A. - Minor League Baseball trademarks and copyrights are used with permission of Major League Baseball Properties, Inc. Visit MLB.com.



**DARIO AGRAZAL**  
*Indianapolis Indians™*  
BORN: December 28, 1994  
BIRTHPLACE: Aguadulce, Panama  
BATS: RIGHT THROWS: RIGHT  
HEIGHT: 6'2" WEIGHT: 240





**STATISTICS**


YEAR TEAM	W-L	ERA	G	GS	SV	IP	H	BB	SO
2016 WV Power (A)	8-12	4.20	27	27	0	150.0	173	18	88
2017 Bradenton (A+)	5-3	2.91	14	13	0	80.1	73	10	63
2017 Altoona (AA)	0-1	4.50	1	1	0	4.0	3	2	2
2018 Altoona (AA)	5-6	3.99	15	14	0	85.2	91	13	52
Minor Lg. Totals	33-31	3.48	98	95	0	519.2	536	76	320


Agrazal signed as a non-drafted free agent with Pittsburgh on July 1, 2012. He was named as a Dominican Summer League midseason All-Star in 2013, New York-Penn League midseason All-Star in 2015 and a Florida State League midseason All-Star in 2017. He was on Panama's roster in the 2016 World Baseball Classic qualifiers and enters the 2019 campaign as Pittsburgh's No. 29 prospect by *Baseball America*.

[www.INDYINDIANS.com](http://www.INDYINDIANS.com)

 © 2019 Choice Marketing, Inc. (MLB 2019 1,800,999 CHOICE - www.choiceportscards.com)  
All rights reserved. - Printed in the U.S.A. - Minor League Baseball trademarks and copyrights are used with permission of Major League Baseball Properties, Inc. Visit MLB.com.



**MITCH KELLER**  
*Indianapolis Indians™*  
BORN: April 4, 1996  
BIRTHPLACE: Cedar Rapids, Iowa  
BATS: RIGHT THROWS: RIGHT  
HEIGHT: 6'2" WEIGHT: 210





**STATISTICS**


YEAR TEAM	W-L	ERA	G	GS	SV	IP	H	BB	SO
2017 Bradenton (A+)	6-3	3.14	15	15	0	77.1	57	20	64
2017 Altoona (AA)	2-2	3.12	6	6	0	34.2	25	11	45
2018 Altoona (AA)	9-2	2.72	14	14	0	86.0	64	32	76
2018 Indianapolis (AAA)	3-2	4.82	10	10	0	52.1	59	22	57
Minor Lg. Totals	29-17	3.02	87	86	0	435.2	359	135	443


The Pirates No. 1 prospect was Pittsburgh's second-round selection of the 2014 First-Year Player Draft. He began the 2018 campaign with Altoona and went 9-2 with a 2.72 ERA (26er/86.0ip) before being promoted to Indy, leaving him fourth in Altoona's history with a 2.83 ERA among pitchers with at least 20 starts. He earned a Futures Game Selection and started for the U.S. Team at Nationals Park, where he threw one hitless inning and struck out two. To cap off the season, Keller finished first in the Pirates organization with 135 strikeouts, tied for third with 12 wins and fourth with a 3.48 ERA.

[www.INDYINDIANS.com](http://www.INDYINDIANS.com)

 © 2019 Choice Marketing, Inc. (MLB 2019 1,800,999 CHOICE - www.choiceportscards.com)  
All rights reserved. - Printed in the U.S.A. - Minor League Baseball trademarks and copyrights are used with permission of Major League Baseball Properties, Inc. Visit MLB.com.



**MONTANA DURAPAU**  
*Indianapolis Indians™*  
BORN: March 27, 1992  
BIRTHPLACE: Deltona, Fla.  
BATS: RIGHT THROWS: RIGHT  
HEIGHT: 5'11" WEIGHT: 175





**STATISTICS**

YEAR TEAM	W-L	ERA	G	GS	SV	IP	H	BB	SO
2017 Altoona (AA)	2-2	1.49	27	0	14	36.1	28	14	39
2017 Indianapolis (AAA)	1-0	3.24	15	0	1	16.2	7	6	23
2018 Altoona (AA)	0-1	2.89	8	0	2	9.1	7	0	13
2018 Indianapolis (AAA)	1-1	6.33	11	0	0	21.1	21	10	25
Minor Lg. Totals	15-10	2.57	170	11	54	266.0	190	66	277

DuRapau was selected by the Pirates in the 32nd round of the 2014 First-Year Player Draft out of Bethune-Cookman College in Daytona Beach, Fla. He was an Eastern League midseason All-Star in 2017 and began his 2018 season in Altoona, where he pushed his all-time saves record with the Curve to 38. He went 1-1 in Indianapolis for the last two months of the season.

[www.INDYINDIANS.com](http://www.INDYINDIANS.com)

 © 2019 Choice Marketing, Inc. (MLB 2019 1,800,999 CHOICE - www.choiceportscards.com)  
All rights reserved. - Printed in the U.S.A. - Minor League Baseball trademarks and copyrights are used with permission of Major League Baseball Properties, Inc. Visit MLB.com.





# BASEBALL CARD STATISTICS

## Instructions

On the back of the baseball card is the team name, player's name and statistics. Each brand of cards designs the information on the card differently. The number on the back of the card is a numeral between one and a few hundred. This indicates the card is part of a set.

The year the card was made is found near the bottom of the card. The back of the card includes information about the player's position, player's height and weight, BATS (Left or Right), and THROWS (Left or Right). It also shows batting statistics.

Look at the card. The first row shows abbreviated names for statistics. The next row or rows show statistics for year(s). It shows a date and the player's team for that year. Career statistics are at the bottom of those rows.

### STATISTICS FOR BATTER

YR	TEAM	AVG	G	AB	R	H	2B	3B	HR	RBI	SB
	Career										

**AVG**- Batting Average   **G** – Games   **AB** – At-Bats   **R** – Runs   **H** – Hits   **2B** – Doubles   **3B** – Triples  
**HR** – Home Runs   **RBI** – Runs Batted In   **SB** – Stolen Bases

### STATISTICS FOR PITCHERS

YR	TEAM	W	L	ERA	G	GS	SV	IP	H	BB	K
	Career										

**W** – Wins   **L** – Losses   **ERA** – Earned Run Average   **G** – Games Pitched   **GS** – Games Started  
**SV** – Saves   **IP** – Innings Pitched   **H** – Hits Given Up   **BB** – Walks   **K** – Strikeouts



# BASEBALL CARD STATISTICS

## Why are batter statistics important?

Batter stats are important to the player, coaches, pitchers and scouts. Statistics help the player analyze his strengths and weaknesses per game and/or over many games played.

The coach uses statistics to compare batters' strengths and performances to decide which players play that day.

The pitcher uses batter statistics to decide which pitches to throw to the batter.

Scouts use statistics to decide if a player gets moved to a different team.

## Why are pitcher statistics important?

Pitcher stats are important to the pitcher, coaches and scouts. Statistics help the pitcher analyze his pitching strengths and weaknesses per game and/or over many innings pitched.

The pitching coach uses pitcher statistics to compare a pitcher's performance to other pitchers, create a regimen for improving a pitcher's talent, and to make a pitching rotation for upcoming games.

Scouts use pitching statistics to look for good pitchers to add or move them to a team.

Remember, the Indianapolis Indians are a farm club for the Pittsburgh Pirates. Every Indianapolis Indians player sets a goal to move to the major leagues.





# BASEBALL CARD STATISTICS

## Step One: Reading a Baseball Card

1. Tools for the activity: Baseball Card examples, Calculator
2. Each student enters (3) batter statistics and (3) pitcher statistics from the baseball cards into the form below.
3. Discuss and compare the player card statistics with the others in the group.

## BATTER STATS

Player Name:			Position:		
	HR	RBI	R	SB	AVG
Career					

Player Name:			Position:		
	HR	RBI	R	SB	AVG
Career					

Player Name:			Position:		
	HR	RBI	R	SB	AVG
Career					

# BASEBALL CARD STATISTICS

## PITCHER STATS

Player Name:			Throws L or R:		
	W	L	ERA	IP	K
Career					

Player Name:			Throws L or R:		
	W	L	ERA	IP	K
Career					

Player Name:			Throws L or R:		
	W	L	ERA	IP	K
Career					



# BASEBALL CARD STATISTICS

## Step Two: Data Collection

1. Compile the information from each player in the table below

*Note: Accuracy is VERY important.*

BATTER CAREER STATS					
Player Name	HR	RBI	R	SB	AVG

Pitcher Career Stats					
Player Name	W	L	ERA	IP	K



# BASEBALL CARD STATISTICS

## Step Three: Sorting Players According to Top Stats

Use the data from the tables to complete the Top Players Form below. Work together as a group to rank the top 3 batters and pitchers in **each** category. Each person must complete the Top Players Form.

BATTERS ACCORDING TO TOP STATS	
HR	
1	
2	
3	
RBI	
1	
2	
3	
R	
1	
2	
3	
SB	
1	
2	
3	
AVG	
1	
2	
3	





BASEBALL CARD STATISTICS

PITCHERS ACCORDING TO TOP STATS	
W	
1	
2	
3	
L	
1	
2	
3	
ERA	
1	
2	
3	
IP	
1	
2	
3	
K	
1	
2	
3	



# BeWaterWise™



## QUESTIONS

1. According to the Biz of Baseball, April has an average of 12 rainouts per year. If there are 40 rainouts on average during an entire season, what percentage of rainouts occur in the month of April?

---

2. A player must drink at least 16 oz of water before the first pitch and 6 oz for every 2 innings in order to stay hydrated during a game. If there are 9 innings in one baseball game, how many oz of water should a player drink in order to stay hydrated all 9 innings?

---

3. There are 29 players on the Indians team. Each takes a 6 minute shower after a game. If the shower uses 2.5 gallons of water per minute, how many gallons of water are used for when the team showers after a game?

---

4. How many gallons of water would the team save if each player decreased his shower time by 1 minute?

---

# CHANGEUP YOUR LAWN CARE ROUTINE.

A good pitcher works with the catcher to pick the right pitch to get a strike. At home, there are things you can do with your parents to make your family's lawn look great while helping conserve water and save.

- **WATER THE LAWN ONLY 2X A WEEK**
- **WATER EARLY IN THE MORNING: 4AM – 7AM**

Whether it's reprogramming an automatic sprinkler system or adjusting the way your family cares for the lawn, changing up the routine can make a big difference all season long!



BeWaterWise™



# THANK YOU NOTES

## Why Write a Thank You Note?

*(Indiana Standards: 2.RV.1, 2.RV.2.1, 2W.3.3)*

Writing thank you notes is very important. People do not know how you feel about going on a special field trip. Writing a thank you note lets people read your words and it helps them know how much you appreciated your field trip experience. When you write a thank you note, think about the person to whom you are writing. Think about what details you want to put into the thank you note. You might write about something that you saw, learned, or the fun you had with friends. Let the person know if you would like to go on a field trip again.

What you will need:

- The name and address of the person to whom you will write a note.
- Specific details about the things you did during your visit at the ballpark.
- The correct spelling of the words you plan to use in your note.
- Would you like to go again?

## Formal and Informal Thank You Notes

A formal thank you note is formatted in a very specific way. The next page includes an easy-to-follow example. The formal thank you note may be used for writing to people who work in businesses or organizations.

An informal thank you note is written to friends or family.



# THANK YOU NOTES

## Formal Thank You Example

Business Name  
Street Address  
City, State, ZIP Code

Dear Mr. or Ms. (Name of Person),

(INDENT) Paragraph One

(INDENT) Paragraph Two

Sincerely, (CLOSING)  
Your Name (SIGN & PRINT ON PAPER)

## Informal Thank You Example

Informal notes are written on small thank you notes or plain paper.

Dear (Name of Person),

(INDENT) Paragraph One

(INDENT) Paragraph Two

Sincerely,  
Your Name

## Activity

After you go to an Indians game, tell Rowdie about how much fun your class had. Write a thank you note to tell Rowdie about your day at Victory Field.





# DECIMALS AND BASEBALL ANSWER SHEET

## ACTIVITY 1

.3
6/10
.8
.12
.25
.50
90/100
.128
.321
298/1000
.113
.844

## ACTIVITY 2

$.50 < .65$

$.32 < .54$

$.77 > .13$

$.40 > .35$

$.44 > .25$

$.82 = .82$

$.445 < .525$

$.345 > .284$

$.523 < .725$

$.218 < .325$

$.600 < .712$

$.900 = .900$

## ACTIVITY 3

1. Who has the highest batting average? **Carl Catcher**

2. Using the batting averages, list the players in order from highest to lowest.

1. **Carl Catcher**

2. **Ollie Outfielder Jr.**

3. **Henry Hitter**

4. **Bill Baserunner**

