

# BASEBALL IN EDUCATION

GRADES 6-8

 **INDIANS**



# Welcome to the Indianapolis Indians Baseball in Education program for Grades 6 through 8



The Indians created this packet to help students learn through the game of baseball. Each activity is aligned with education standards from the State of Indiana.

We invite you to turn the page and slide into Baseball in Education.  
**Have fun!**





**Your future starts here.**



**INDIANA UNIVERSITY**

INDIANAPOLIS

[indianapolis.iu.edu](http://indianapolis.iu.edu)

# BASEBALL IN EDUCATION CURRICULUM OUTLINE

## Grades 6-8

- Pg 1 **Create Your Own Baseball Cards**  
Make baseball cards about yourself and a friend or family member using the principles of what's included in a baseball card.
- Pg 4 **Baseball Uniforms and Equipment**  
Answer questions from linked videos about how and why teams use different kinds of equipment and the kinds of uniforms they wear.
- Pg 6 **Math and Baseball**  
Complete the problems using math from the game of baseball.
- Pg 12 **Visit Victory Field**  
Use your resources to plan a day at the ballpark.
- Pg 16 **Baseball Card Statistics**  
Learn about why statistics are important to baseball and how to calculate them.
- Pg 27 **Thank You Notes**  
Discover the differences between formal and informal thank you notes.
- Pg 29 **Answer Sheet**  
Key to problems from earlier in the book.





# CREATE YOUR OWN BASEBALL CARD

## Create Your Own Baseball Card

(Indiana Standards: 4.ML.1, 5.ML.1, 4.RV.1, 5.RV.1, 4.W.1, 5.W.1, 4.SL.2.4, 5.SL.2.4)


**QUINN PRIESTER**  
**PITCHER**

*Bats/Throws: R/R HT: 6-3 WT: 200*

*Born: Sept. 15, 2000 Birthplace: Glendale Heights, Ill.*

*Priester was selected by Pittsburgh in the first round (18th overall) of the 2019 First-Year Player Draft out of Cary-Grove (Ill.) High School.*



YEAR	TEAM	W-L	ERA	G	GS	SV	IP	H	BB	SO
2019	GCL Pirates (R)	1-1	3.03	8	7	0	32.2	29	10	37
2021	Greensboro (A+)	7-4	3.04	20	20	0	97.2	82	39	98
2022	Altoona (AA)	4-4	2.87	15	15	0	75.1	68	22	75
2022	Indianapolis (AAA)	1-1	3.86	2	2	0	9.1	5	7	10
<b>MINOR LG. TOTALS</b>		<b>13-10</b>	<b>3.16</b>	<b>48</b>	<b>47</b>	<b>0</b>	<b>224.2</b>	<b>193</b>	<b>83</b>	<b>228</b>



**INDIANS**

WWW.INDYINDIANS.COM • CARD #18

*Photo By: Adam Pintar*


 © 2023 Choice Marketing, Inc./MLB 2023 1.800.999.CHOICE • www.choicesportscards.com  
 All rights reserved. • Printed in the U.S.A. • Minor League Baseball trademarks and copyrights are used with permission of Major League Baseball • Visit MLB.com.
 

INDIANAPOLIS INDIANS™

PITCHER



QUINN PRIESTER


Every Indianapolis Indians player has a baseball card. The player's information on the card includes his home state/country, height, weight, statistics and if he throws and bats with his right or left hand. The card also highlights information about the player's achievements.



# CREATE YOUR OWN BASEBALL CARD

## Create a Baseball Card About Yourself

Create an autobiographical baseball card!  
What important facts do you want people to know about you?  
What events make you happy? Why are your friends important to you?  
What do you like best about school?


Your Name:		What jobs interest you? Why?
Draw Your Picture Here: 		
When were you born? What important events have occurred in your life so far?	Why are friends important to you? What kind of people make good friends?	What is one of the biggest problems or challenges you have had to face? How did you solve it?
		What important characteristics do you want people to know about you?



# CREATE YOUR OWN BASEBALL CARD

## Create a Baseball Card About Someone You Admire

Who do you find interesting? Is it a person from the past or the present? Whether someone is a famous baseball player, astronaut, chemist or teacher, each have a story to tell. When did this person live? What are or were important events of this person's life?

Name:	
Draw Their Picture Here: 	
Describe this person.	What was this person's job or work?

Describe one or two important events of this person's life.
How did this person react or change after these events?
What did/does this person do for other people, the community or the world?
What was one thing this person did that got your attention? How did this person impact your life?



GET TO KNOW THE

# FACTS

## ABOUT DONATION AND TRANSPLANTATION



**Anyone can sign up to be a donor,**

Until the age of 18, permission from a parent or guardian is needed for donation to take place.



**One donor** can save **eight lives** and heal the lives of up to **75 people**.



More than **100,000 Americans** are waiting on a lifesaving organ transplant. That's enough to fill Victory Field **nine times**. Approximately 1,000 of them live in Indiana.



Every **nine minutes** someone is added to the nation's transplant waiting list – an average of **160 people** each day.

## FREE TOOLS FOR EDUCATORS

INTERACTIVE VIDEOS  
ACCOMPANIED BY A STEM ACTIVITY

Our engaging and interactive educational videos are great for students of all ages. We explore the human body and its functions and introduce the importance of organ donation and transplantation. These videos are designed to enhance any science or health-related curriculum.

## BOOK A FREE PRESENTATION

Do you want help covering Indiana's state-mandated organ and tissue donation education? Our team of educators can help, offering free presentations to grades six and up. Learn more at the link below.

### Donate Life Indiana's Curriculum:

- Can be in-person, virtual or self-guided.
- Enhances any health, anatomy, biology, nursing or career-related course.



Scan the QR code or visit [DonateLifeIndiana.org/educators](https://DonateLifeIndiana.org/educators) to learn more.

Questions? Email the Donate Life Indiana youth education team at [educators@donatelifeindiana.org](mailto:educators@donatelifeindiana.org).

# BASEBALL UNIFORMS AND EQUIPMENT

## Research Baseball Equipment

(Indiana Standards: 4.SL.2.5, 5.SL.2.5, 4.W.1, 5.W.1, 4.SL.2.1, 5.SL.2.1)

The first baseball team to wear baseball uniforms was the New York Knickerbockers in 1849. Baseball uniforms are designed to help players, officials, and the two teams tell the difference between players and teams. Most baseball uniforms have the names and numbers of players who wear them, usually on the back of the uniforms to distinguish players from one another. **Uniforms** have different logos and patches. The logo is worn on either the left or right side of the jersey. Sometimes patches are added to the uniform. Patches might relate to the team's history, major events in baseball, special causes, or memorial patches. Jerseys, pants, socks, hats, cleats and gloves are part of the uniform.

The Indianapolis Indians have many different uniforms. See below.





# BASEBALL UNIFORMS AND EQUIPMENT

## Baseball Uniforms and Equipment

Click on the link to research each equipment item and fill out the chart below.

EQUIPMENT	HOW IS IT MADE?	WHICH PLAYERS USE THIS EQUIPMENT?	HOW DOES THIS EQUIPMENT HELP THE PLAYER?
Bat	<a href="#">How Bats Are Made</a>		
Batting Helmet	<a href="#">Batting Helmet</a>		
Catcher's Mask	<a href="#">Catcher Direct Hit</a>		
Glove	<a href="#">Nokona Baseball Glove Maker</a>		
Cleats	<a href="#">Selecting Cleats</a>		
Baseball	<a href="#">How a Baseball is Made</a>		
Hats	<a href="#">Step-by-Step Ball Cap Making</a>		

# MATH AND BASEBALL

## Math and Baseball

*(Indiana Standards: 6.NS.6, 8.NS.1, 7.C.8)*

Math is used in many places in baseball! For example, to calculate the statistics you read on the back of baseball cards.

If you want to know about players and their statistics, you better know how to read decimals and find averages and percentages. Coaches, players and fans love to know the statistics for players.

So let's practice how to calculate them ourselves.

<b>ACTIVITY 1: CONVERT EACH DECIMAL TO A PERCENTAGE AND EACH PERCENTAGE TO A DECIMAL</b>		
<b>PLAYER</b>	<b>AVERAGE</b>	<b>PERCENTAGE</b>
Grant Koch	.258	
Matt Gorski		23.2%
Alika Williams	.255	
Aaron Shackelford	.280	
Nick Gonzales		23.7%



# MATH AND BASEBALL

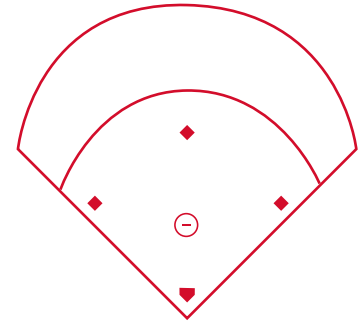
**ACTIVITY 2: DETERMINE EACH PLAYER'S BATTING AVERAGE, THEN CONVERT THE AVERAGE INTO A PERCENTAGE.** (THE FIRST PROBLEM HAS BEEN DONE FOR YOU.)

PLAYER	HITS	AT-BATS	AVERAGE	PERCENTAGE
Joe Perez	677	2367	.286	28.6%
Josh Bissonette	355	1182		
Malcom Nuñez	377	1521		
Luis Hernandez	613	2329		
Canaan Smith-Njigba	313	1123		
Henry Davis	103	436		
Jared Triolo	920	3055		

# MATH AND BASEBALL

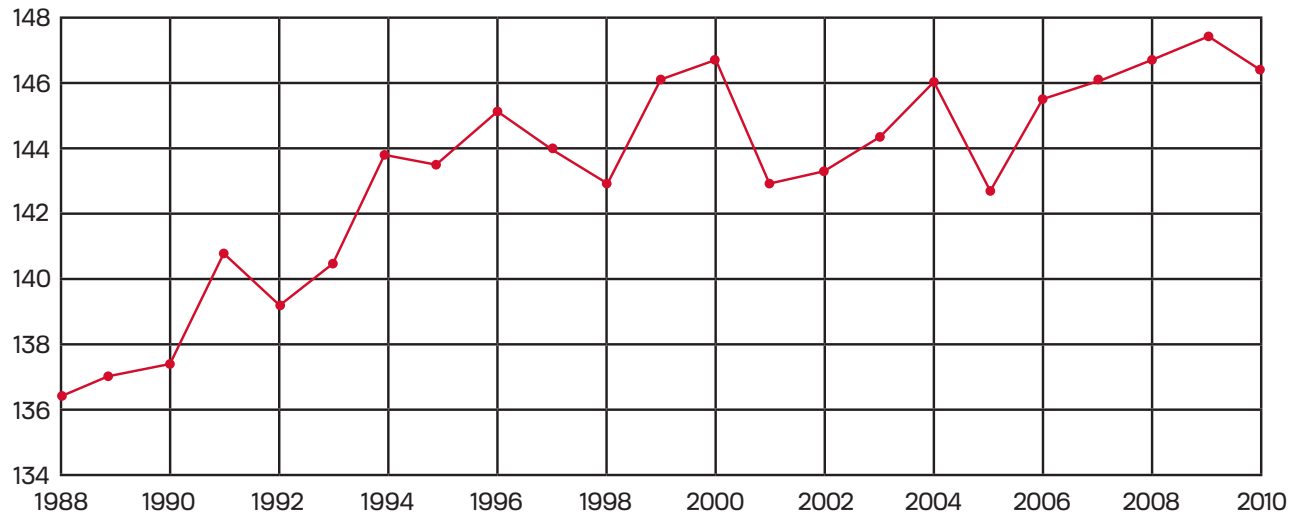
## Activity 3:

The distance between bases is 90 feet. The pitcher's mound is 60 feet from home plate. The distance from home plate to left and right field is 325 feet, from home plate to center field is 400 feet, and from home plate to second base is about 127 feet.



- Henry Davis is having an awesome game! He hit a single and two doubles. How many feet did he run?
- Joe Perez hit a ball into right field, and it bounced off the wall. How far did he hit the ball?
- Jared Triolo hit a home run and two singles. How many feet did he run?

Below is a line graph showing the average number of pitches thrown during one baseball game from 1988 to 2010.



- Multiply the average number of pitches per game in the year 2000 by the measurement from the pitcher's mound to home plate. On average, how many feet did a pitcher throw in a game during the 2000 season?
- The catcher must throw each pitch back to the pitcher. Plus, a catcher throws out runners trying to steal bases at second and third base. The catcher throws an average of 10 balls to second base and an average of two balls to third base per game. How many feet does a catcher throw in one game?

**CHALLENGE QUESTION 1:** Figure out how many football fields is equal to the number of feet the catcher throws in one game.

**CHALLENGE QUESTION 2:** Using the data, calculate how many average feet the pitcher and catcher throw in eight games. How many miles do they throw?



# LILLY FOR BETTER SCIENCE

We live in an amazing era for medicine. At Lilly, we use groundbreaking science to meet unmet medical need in the areas of diabetes, oncology, immunology, neurodegeneration and pain. Our determination is to advance the best science of the day in an effort to make life better for people around the world.

**Learn more about how we're using science to make life better at [lilly.com](https://www.lilly.com).**



# VISIT VICTORY FIELD

## Plan a Trip to Victory Field

(Indiana Standards: 5.C.8, 4.AT.1, 5.AT.2, 5.AT.5, 4.SL.2.1, 5.SL.2.1, 4.W.4, 5.W.4, 4.SL.4.2, 5.SL.4.2)



It's time to go to Victory Field! Plan a trip for a group of four people.  
Your trip package should include the following items:

Tickets, Food, Drinks and Souvenirs

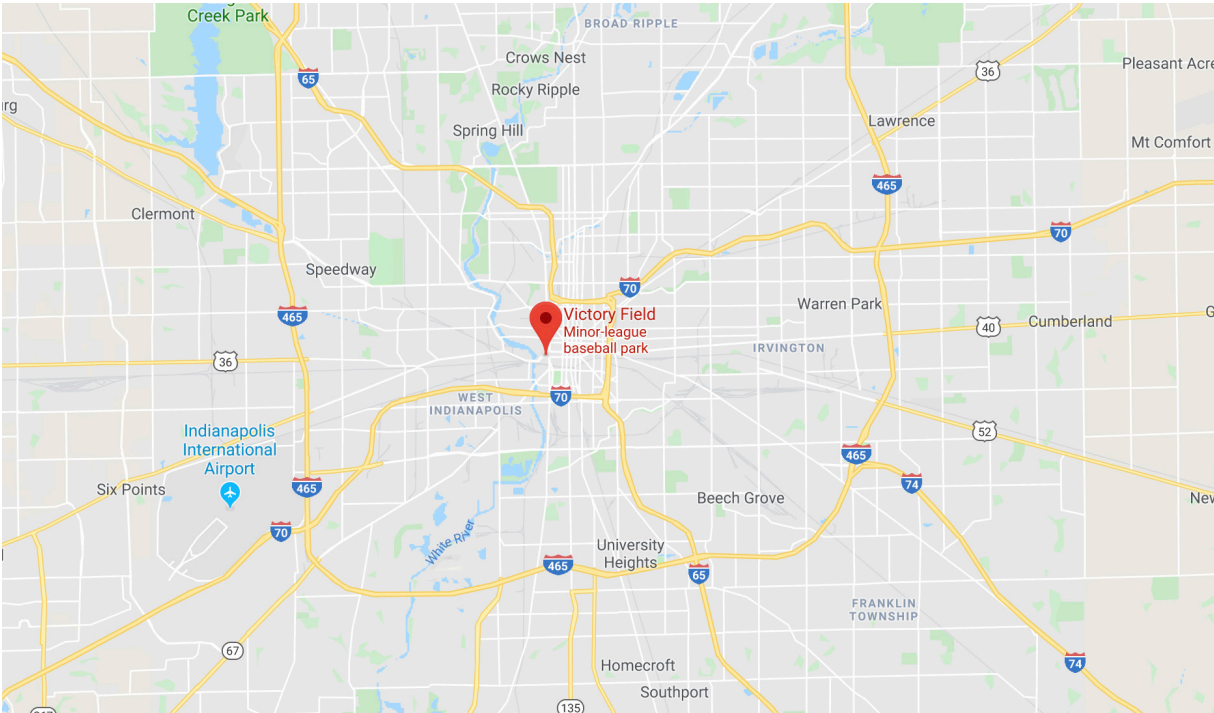
Include details about the cost of your travel package and what's included by using the information provided on pages 10 - 12. Choose one of the below options to promote your travel package.

- Make a brochure using Microsoft Publisher or another computer program
- Create a [Small Book](#) using paper
- Plan a budget and brainstorm ideas about how you could earn money for the trip. Create a graph to map your savings plan from this day to game day.

# VISIT VICTORY FIELD

## Where is Victory Field?

501 W. Maryland St. Indianapolis, IN 46225





# VISIT VICTORY FIELD

## VICTORY FIELD TICKET PRICES

Tickets	Adults	14 & Under	Knot Hole Kids Club
Box Seats	\$19	\$18	\$6
Reserved Seats	\$16	\$15	Free
Lawn	\$13	\$12	Free

## VICTORY FIELD SOUVENIR PRICES

Clothing	
Circle City T-shirt	\$10
Red Indians T-shirt	\$10
Gray Indians T-shirt	\$10
Black Indians T-shirt	\$10
3/4 Sleeve Baseball Shirt	\$15
Accessories	
Cotton Twill Hat	\$10
Indians Sunglasses	\$5
Indians Logo White Baseball	\$5
Mini Bat	\$5
Foam "#1" Finger	\$5



# VISIT VICTORY FIELD

## VICTORY FIELD FOOD AND BEVERAGE PRICES

Food	
Chicken Sandwich with Fries	\$9.00
Personal Pizza	\$7.50
Hamburger	\$4.50
Cheeseburger	\$4.50
Victory Dog	\$4.00
Corn Dog	\$3.50

Snacks	
Popcorn	\$5.00
Nachos	\$4.50
Pretzel	\$4.00
Chips	\$3.75
Candy (M&M, Sour Patch, etc)	\$3.75

Rowdie's Ice Cream	
Dippin' Dots	\$4.50
Helmet Sundae	\$4.50
Bowl	\$3.75
Cone	\$3.75

Beverages	
McAlister's Famous Tea	\$4.75
Soda Fountain Drink	\$4.25
Soda Bottled	\$4.25
Water	\$3.75
Coffee	\$2.50



# BASEBALL CARD STATISTICS

## Teacher Information

This is a multi-step project and may require more than one class period.  
Each student needs a copy of the entire activity.

**MALCOM NUÑEZ**  
INFILDER

*Bats/Throws: R/R HT: 5-11 WT: 205*  
*Born: March 9, 2001 Birthplace: Havana, Cuba*  
*Nuñez was traded to Pittsburgh from St. Louis on Aug. 1, 2022, with right-handed pitcher Johan Oviedo in exchange for left-handed pitcher José Quintana and right-handed pitcher Chris Stratton. He was originally signed by the Cardinals as a non-drafted free agent on July 3, 2018.*

YEAR TEAM	AVG	G	AB	R	H	2B	3B	HR	RBI	SB
2021 Springfield (AA)	.257	54	202	28	52	5	0	6	19	2
2022 Springfield (AA)	.255	85	298	51	76	11	0	17	66	4
2022 Altoona (AA)	.286	29	105	20	30	5	0	5	21	1
2022 Indianapolis (AAA)	.231	5	13	1	3	0	0	1	1	0
MINOR LG. TOTALS	.280	310	1120	181	314	59	4	47	204	18

  
WWW.INDYINDIANS.COM • CARD #16  
Photo By: Adam Pintar

CHOICE SportsCards © 2023 Choice Marketing, Inc. MLB 2023 1.800.989.CH0ICE • www.choiceportscards.com  
All rights reserved. - Printed in the U.S.A. - Minor League Baseball trademarks and copyrights are used with permission of Major League Baseball - Visit MLB.com. MiLB

**GAL MITCHELL**  
OUTFIELDER

*Bats/Throws: L/L HT: 6-0 WT: 220*  
*Born: March 8, 1999 Birthplace: San Diego, Calif.*  
*Mitchell was selected by Pittsburgh in the second round (50th overall) of the 2017 First-Year Player Draft out of Rancho Bernardo (San Diego) High School.*

YEAR TEAM	AVG	G	AB	R	H	2B	3B	HR	RBI	SB
2021 Altoona (AA)	.280	108	382	43	107	19	1	12	61	6
2021 Indianapolis (AAA)	.250	7	20	1	5	1	0	0	1	0
2022 Indianapolis (AAA)	.339	63	236	33	80	18	2	9	49	8
2022 PITTSBURGH (NL)	.226	69	212	21	48	11	0	5	17	3
MINOR LG. TOTALS	.277	458	1691	203	468	99	8	48	260	21
MAJOR LG. TOTALS	.226	69	212	21	48	11	0	5	17	3


  
WWW.INDYINDIANS.COM • CARD #14  
Photo By: Adam Pintar

CHOICE SportsCards © 2023 Choice Marketing, Inc. MLB 2023 1.800.989.CH0ICE • www.choiceportscards.com  
All rights reserved. - Printed in the U.S.A. - Minor League Baseball trademarks and copyrights are used with permission of Major League Baseball - Visit MLB.com. MiLB

**ENDY RODRÍGUEZ**  
CATCHER

*Bats/Throws: S/R HT: 6-0 WT: 200*  
*Born: May 26, 2000 Birthplace: Santiago, Dominican Republic*  
*Rodríguez was traded to Pittsburgh from New York (NL) on Jan. 19, 2023, as part of a 3-team, 7-player exchange that saw left-handed pitcher Joey Lucchesi sent to New York (NL) from San Diego and right-handed pitcher Joe Musgrove sent from San Diego to Pittsburgh in exchange for right-handed pitchers David Behar and Drake Fallows, left-handed pitcher Omar Cruz and outfielder Hudson Head. He was originally signed by the Mets as a non-drafted free agent on July 2, 2018.*

YEAR TEAM	AVG	G	AB	R	H	2B	3B	HR	RBI	SB
2021 Bradenton (A)	.294	98	377	73	111	25	6	15	73	2
2022 Greensboro (A+)	.302	88	318	63	96	23	3	16	55	3
2022 Altoona (AA)	.356	31	118	27	42	14	0	8	32	1
2022 Indianapolis (AAA)	.455	6	22	2	10	2	1	1	8	0
MINOR LG. TOTALS	.303	289	1052	206	319	84	13	44	205	12


  
WWW.INDYINDIANS.COM • CARD #20  
Photo By: Adam Pintar

CHOICE SportsCards © 2023 Choice Marketing, Inc. MLB 2023 1.800.989.CH0ICE • www.choiceportscards.com  
All rights reserved. - Printed in the U.S.A. - Minor League Baseball trademarks and copyrights are used with permission of Major League Baseball - Visit MLB.com. MiLB

**GRANT KOCH**  
CATCHER

*Bats/Throws: R/R HT: 5-10 WT: 195*  
*Born: Feb. 5, 1997 Birthplace: Fayetteville, Ark.*  
*Koch was selected by Pittsburgh in the fifth round (144th overall) of the 2018 First-Year Player Draft out of the University of Arkansas (Fayetteville).*

YEAR TEAM	AVG	G	AB	R	H	2B	3B	HR	RBI	SB
2021 Greensboro (A+)	.192	54	182	34	35	8	0	9	32	0
2021 Altoona (AA)	.130	16	54	4	7	2	0	1	4	0
2022 Bradenton (A)	.229	28	83	6	19	2	0	1	8	0
2022 Altoona (AA)	.000	4	11	1	0	0	0	0	0	0
MINOR LG. TOTALS	.193	236	800	94	154	29	1	21	89	2


  
WWW.INDYINDIANS.COM • CARD #13  
Photo By: Adam Pintar

CHOICE SportsCards © 2023 Choice Marketing, Inc. MLB 2023 1.800.989.CH0ICE • www.choiceportscards.com  
All rights reserved. - Printed in the U.S.A. - Minor League Baseball trademarks and copyrights are used with permission of Major League Baseball - Visit MLB.com. MiLB

**RYAN VILADE**  
OUTFIELDER

*Bats/Throws: R/R HT: 6-2 WT: 225*  
*Born: Feb. 18, 1999 Birthplace: Grapevine, Texas*  
*Vilade was claimed off waivers by Pittsburgh from Colorado on Nov. 9, 2022. He was originally selected by the Rockies in the second round (48th overall) of the 2017 First-Year Player Draft out of Stillwater (Okla.) High School.*

YEAR TEAM	AVG	G	AB	R	H	2B	3B	HR	RBI	SB
2019 Lancaster (A+)	.303	128	509	92	154	27	10	12	71	24
2021 Albuquerque (AAA)	.284	117	468	82	133	28	5	7	44	12
2021 COLORADO (NL)	.000	3	6	0	0	0	0	0	0	0
2022 Albuquerque (AAA)	.249	99	369	64	92	15	4	5	38	10
MINOR LG. TOTALS	.281	504	1930	341	543	94	25	35	221	69
MAJOR LG. TOTALS	.000	3	6	0	0	0	0	0	0	0

  
WWW.INDYINDIANS.COM • CARD #28  
Photo By: Adam Pintar

CHOICE SportsCards © 2023 Choice Marketing, Inc. MLB 2023 1.800.989.CH0ICE • www.choiceportscards.com  
All rights reserved. - Printed in the U.S.A. - Minor League Baseball trademarks and copyrights are used with permission of Major League Baseball - Visit MLB.com. MiLB

**HUNTER STRATTON**  
PITCHER

*Bats/Throws: R/R HT: 6-3 WT: 230*  
*Born: Nov. 17, 1996 Birthplace: Bristol, Tenn.*  
*Stratton was selected by Pittsburgh in the 16th round (478th overall) of the 2017 First-Year Player Draft out of Walters State (Morristown, Tenn.) Community College.*

YEAR TEAM	W-L	ERA	G	GS	SV	IP	H	BB	SO
2019 Bradenton (A+)	5-4	4.25	33	3	0	72.0	56	42	64
2021 Altoona (AA)	2-0	1.42	20	0	7	25.1	16	13	44
2021 Indianapolis (AAA)	0-2	3.42	18	0	0	23.2	21	12	26
2022 Indianapolis (AAA)	2-6	5.71	47	1	3	63.0	54	39	82
MINOR LG. TOTALS	15-19	4.30	152	35	10	328.2	276	190	336

  
WWW.INDYINDIANS.COM • CARD #25  
Photo By: Adam Pintar

CHOICE SportsCards © 2023 Choice Marketing, Inc. MLB 2023 1.800.989.CH0ICE • www.choiceportscards.com  
All rights reserved. - Printed in the U.S.A. - Minor League Baseball trademarks and copyrights are used with permission of Major League Baseball - Visit MLB.com. MiLB



# BASEBALL CARD STATISTICS

## Instructions

On the back of the baseball card is the team name, player's name and statistics. Each brand of cards designs the information on the card differently. The number on the back of the card is a numeral between one and a few hundred. This indicates the card is part of a set.

The year the card was made is found near the bottom of the card. The back of the card includes information about the player's position, player's height and weight, BATS (Left or Right), and THROWS (Left or Right). It also shows batting statistics.

Look at the card. The first row shows abbreviated names for statistics. The next row or rows show statistics for year(s). It shows a date and the player's team for that year. Career statistics are at the bottom of those rows.

### STATISTICS FOR BATTER

YR	TEAM	AVG	G	AB	R	H	2B	3B	HR	RBI	SB
	Career										

**AVG**- Batting Average   **G** – Games   **AB** – At-Bats   **R** – Runs   **H** – Hits   **2B** – Doubles   **3B** – Triples  
**HR** – Home Runs   **RBI** – Runs Batted In   **SB** – Stolen Bases

### STATISTICS FOR PITCHERS

YR	TEAM	W	L	ERA	G	GS	SV	IP	H	BB	K
	Career										

**W** – Wins   **L** – Losses   **ERA** – Earned Run Average   **G** – Games Pitched   **GS** – Games Started  
**SV** – Saves   **IP** – Innings Pitched   **H** – Hits Allowed   **BB** – Walks   **K** – Strikeouts

# BASEBALL CARD STATISTICS

## Why are batter statistics important?

Batter stats are important to the player, coaches, pitchers and scouts. Statistics help the player analyze his strengths and weaknesses per game and/or over many games played.

The coach uses statistics to compare batters' strengths and performances to decide which players play that day.

The pitcher uses batter statistics to decide which pitches to throw to the batter.

Scouts use statistics to decide if a player gets moved to a different team.

## Why are pitcher statistics important?

Pitcher stats are important to the pitcher, coaches and scouts. Statistics help the pitcher analyze his pitching strengths and weaknesses per game and/or over many innings pitched.

The pitching coach uses pitcher statistics to compare a pitcher's performance to other pitchers, create a regimen for improving a pitcher's talent, and to make a pitching rotation for upcoming games.

Scouts use pitching statistics to look for good pitchers to add or move them to a team.

Remember, the Indianapolis Indians are a farm club for the Pittsburgh Pirates. Every Indianapolis Indians player sets a goal to move to the major leagues.

# BASEBALL CARD STATISTICS

## Step One: Reading a Baseball Card

1. Tools for the activity: Baseball Card examples, Calculator
2. Each student enters (3) batter statistics and (3) pitcher statistics from the baseball cards into the form below.
3. Discuss and compare the player card statistics with the others in the group.

### BATTER STATS

Player Name:		Position:			
	HR	RBI	R	SB	AVG
Year					
Career					

Player Name:		Position:			
	HR	RBI	R	SB	AVG
Year					
Career					

Player Name:		Position:			
	HR	RBI	R	SB	AVG
Year					
Career					



# BASEBALL CARD STATISTICS

## PITCHER STATS

Player Name:		Throws L or R:			
	W	L	ERA	IP	K
Year					
Career					

Player Name:		Throws L or R:			
	W	L	ERA	IP	K
Year					
Career					

Player Name:		Throws L or R:			
	W	L	ERA	IP	K
Year					
Career					

# BASEBALL CARD STATISTICS

## Step Two: Data Collection

1. Compile the information from each player in the table below

*Note: Accuracy is VERY important.*

*Optional: Use Microsoft Excel*

<b>BATTER CAREER STATS</b>					
Player Name	HR	RBI	R	SB	AVG

<b>PITCHER CAREER STATS</b>					
Player Name	W	L	ERA	IP	K

# BASEBALL CARD STATISTICS

## Step Three: Sorting Players According to Top Stats

Use the data from the tables to complete the Top Players Form below. Work together as a group to rank the top 3 batters and pitchers in **each** category. Each person must complete the Top Players Form.

<b>BATTERS ACCORDING TO TOP STATS</b>	
<b>HR</b>	
1	
2	
3	
<b>RBI</b>	
1	
2	
3	
<b>R</b>	
1	
2	
3	
<b>SB</b>	
1	
2	
3	
<b>AVG</b>	
1	
2	
3	



# BASEBALL CARD STATISTICS

<b>PITCHERS ACCORDING TO TOP STATS</b>	
<b>W</b>	
1	
2	
3	
<b>L</b>	
1	
2	
3	
<b>ERA</b>	
1	
2	
3	
<b>IP</b>	
1	
2	
3	
<b>K</b>	
1	
2	
3	

# BASEBALL CARD STATISTICS

## The Pittsburgh Pirates Called!

They need a report on the TOP batter and TOP pitcher immediately!

**Directions:** Each student prepares a report. Your report is very important. The Pirates read EVERY report about the Indianapolis Indians batters and pitchers to decide who gets called up to the big leagues.

### REPORT PREPARED BY:

Your report must include information for the TOP batter and TOP pitcher. Repeat the information for each player.

1. Player Name
2. What stats did you use to select the player?
3. Write 2-5 sentences about why you chose this player.
4. Don't be sloppy. This report goes to the big leagues. They expect correct punctuation, capitalization and neat handwriting.



*Rowdie*

*Ways to Save Man*

## Get the money-saving scoop from Citizens Energy Group!

Save water by doing full loads of laundry.

Conserve energy by wearing layers before turning up the thermostat.

Regularly change your furnace filter to keep your system running efficiently.

It's the little things we do that can make a big difference on our bill. The more you conserve, the more you can save.

Find more ways to save at  
[CitizensEnergyGroup.com](http://CitizensEnergyGroup.com).



# THANK YOU NOTES

## Why Write a Thank You Note?

*(Indiana Standards: 2.RV.1, 2.RV.2.1, 2W.3.3)*

Writing thank you notes is very important. People do not know how you feel unless you tell them, and a thank you note is one way to do it. For example, there are many people who arranged for you to go on a field trip to Victory Field. Your teacher(s) ask the principals, the principals ask the school board members if students can go on field trips and sometimes there are people who help pay for the trip. Bus drivers take you safely to your destination. The Indianapolis Indians staff made sure that the field looked beautiful, the venue was clean, food was ready, and everything was set for a wonderful day at the ballpark.

Writing a thank you note lets people read your words and helps them know how much you appreciated your field trip experience. When you write a thank you note, think about the person to whom you are writing. Think about what details you want to put into the thank you note. You might write about something that you saw, something that made you laugh, the information you learned, or the fun you had with friends. You could let the person know if you would like to go on a field trip again.

There are two styles of thank you notes: a formal business letter and informal notes. The formal business style of writing requires setting up the format in a specific manner, which you learned in earlier grades. This format includes placing the name and position of the person to whom you are writing, the place of business, and business address at the top of the page. You also use a block format or two-space indentation at the beginning of each paragraph, and the closing is placed in a specific area of the letter. The informal style of writing requires a salutation, indenting each paragraph and a closing.

Of course, either thank you note style requires proper grammar and correct spelling. Proper grammar and correct spelling tells the reader that you care about your words and want to make a good impression.



# THANK YOU NOTES

## Formal Thank You Example

Business Name  
Street Address  
City, State, ZIP Code

Dear Mr. or Ms. (Name of Person),

(INDENT) Paragraph One

(INDENT) Paragraph Two

Sincerely, (CLOSING)  
Your Name (SIGN & PRINT ON PAPER)

## Informal Thank You Example

Informal notes are written on small thank you notes or plain paper.

Dear (Name of Person),

(INDENT) Paragraph One

(INDENT) Paragraph Two

Sincerely,  
Your Name

## Activity

After you go to an Indians game, tell Rowdie about how much fun your class had. Write a thank you note to tell Rowdie about your day at Victory Field.

# DECIMALS AND BASEBALL ANSWER SHEET

<b>ACTIVITY 1: CONVERT EACH DECIMAL TO A PERCENTAGE AND EACH PERCENTAGE TO A DECIMAL</b>		
<b>PLAYER</b>	<b>AVERAGE</b>	<b>PERCENTAGE</b>
Nick Gonzales	.258	25.8%
Aaron Shackelford	.232	23.2%
Alika Williams	.255	25.5%
Matt Gorski	.280	28.0%
Grant Koch	.237	23.7%

<b>ACTIVITY 2: DETERMINE EACH PLAYER'S BATTING AVERAGE, THEN CONVERT THE AVERAGE INTO A PERCENTAGE.</b> (THE FIRST PROBLEM HAS BEEN DONE FOR YOU.)				
<b>PLAYER</b>	<b>HITS</b>	<b>AT-BATS</b>	<b>AVERAGE</b>	<b>PERCENTAGE</b>
Joe Perez	677	2367	.286	28.6%
Josh Bissonette	355	1182	.300	30.0%
Malcom Nuñez	377	1521	.248	24.8%
Luis Hernandez	613	2329	.263	26.3%
Canaan Smith-Njigba	313	1123	.279	27.9%
Henry Davis	103	436	.236	23.6%
Jared Triolo	920	3055	.301	30.1%

### ACTIVITY 3

- 450 feet – (90 + 180 + 180)
- 325 feet
- 540 feet – (360 + 90 + 90)
- 8,820 feet per game – (147 x 60 feet)
- 10,270 feet per game – (8,820 feet + 1,270 feet + 180 feet)

Challenge Question 1: 34.23 football fields

Challenge Question 2: 8,820 feet per game x 8 = 13.36 miles

10,270 feet per game x 8 = 15.56 miles (1 mile = 5,280 feet)