

2022 INDIANAPOLIS INDIANS

MEDIA GUIDE





Yuengling[®]

**BRING
★ THE ★
GOODS**



RESEARCHED, WRITTEN & EDITED

Cheyne Reiter
Anna Kayser
Brody Tisdale

DESIGNERS

Adam Pinter
Anna Kayser

SPECIAL THANKS TO

Dan Hart — Pittsburgh Pirates
Jim Tridinic — Pittsburgh Pirates
International League teams

STATISTICAL INFORMATION

Major League Baseball
Baseball America
Baseball Reference

PHOTOGRAPHERS

Adam Pinter
Alex Leachman
Zach Bolinger
Josh Lavallee — Pittsburgh Pirates

2022 INDIANAPOLIS INDIANS MEDIA GUIDE

This publication is intended for the use of accredited media and broadcasters. Any commercial use of this publication must be first approved by the Indianapolis Indians.

TABLE OF CONTENTS



INDIANS ORGANIZATION.....3-10

Bruce Schumacher.....	4
Randy Lewandowski.....	5
Max Schumacher.....	6
Joel Zawacki.....	7
Matt Guay.....	7
Front Office Staff.....	8
2021 Community Relations Highlights.....	9-10

2022 INDIANAPOLIS INDIANS.....11-72

Manager Miguel Perez.....	12
Pitching Coach Dan Meyer.....	13
Hitting Coach Eric Munson.....	13
Bench Coach Gary Green.....	14
Integrated Baseball Performance Coach Brady Conlan.....	14
Strength & Conditioning Coach Alan Burr.....	15
Athletic Trainer Tyler Brooks.....	15
Player Profiles.....	16-72

INTERNATIONAL LEAGUE.....73-94

League Information, Divisional Records.....	74
Map of Triple-A Clubs.....	75
Opponent Pages.....	76-94

2021 IN REVIEW.....95-112

Notes & Highlights.....	96
Team Award-Winners.....	97
Day-By-Day Results.....	98-99
Transactions.....	100-101
Final Statistics.....	102
Indianapolis Record by Batting Order/Position.....	103
Indianapolis Team Leaders, Season Highs/Lows.....	104
Indianapolis Hitting Charts.....	105
Indianapolis Multi-Hit & Multi-RBI Games.....	106
Indianapolis Home Runs.....	107
Indianapolis Pitching Charts.....	108
Situational/Miscellaneous Stats.....	109
AAA-E Standings, Playoff Results, Awards.....	110
AAA-E Batting Leaders.....	111
AAA-E Pitching Leaders.....	112

PITTSBURGH PIRATES ORGANIZATION.....113-120

Front Office.....	114
2021 Pirates Final Statistics.....	115
2021 Organization Standings, All-Stars & Leaders.....	116-117
Affiliate Pages.....	118-120

HISTORY & RECORDS.....121-194

Year-by-Year & All-Time Team Records.....	122-124
Team MVPs, NL/AL MVPs, ROYs, Cy Young Awards & Hall of Famers.....	125
Yearly Batting Leaders.....	126-133
Yearly Pitching Leaders.....	134-137
Career Leaders.....	138
Single-Season Leaders.....	139
Career & Single-Season Individual Records.....	140
Single-Season Team Records.....	141

VICTORY FIELD RECORDS.....142-155

Single-Game Team Records.....	142-143
Single-Game Individual Records.....	143-145
Single-Season Team Records.....	146
Single-Season Individual Records.....	147-155
Monthly Team Records.....	156
Home/Road, Monthly Records.....	157
Monthly Individual Records.....	158
Opponent Single-Game Team Records.....	159
Opponent Single-Game Individual Records.....	160
Best Win/Loss Records, Streaks & Longest Games.....	161
Shortest Games & Crowds.....	162
Margins & Comeback Victories.....	163
Holiday Records.....	164
Opening Day Lineups.....	165
Playoff Results.....	166-167
Suite Recognition.....	168-172
All-Time Roster.....	173-191
Ownership, Stadiums, Spring Training.....	192
All-Time Managers, Manager of the Year Awards.....	193-194

MEDIA INFORMATION.....195-200

Victory Field Profile, Firsts, Ground Rules & Attendance.....	196-197
Pace of Play Regulations.....	198
Indians Broadcast Team.....	199
Indians Communications Department.....	200

NOTES OF INTEREST

Low-Hit Games.....	143	Leadoff Home Runs.....	150
10+ Strikeouts by Indians Pitcher.....	143	Pinch-Hit Home Runs.....	151
3-HR Games.....	144	Pitcher Home Runs.....	151
Hitting for the Cycle.....	144	Multi-Home Run Games.....	152
Walk-Offs.....	147-148	Back-to-Back Home Runs.....	153
Grand Slams.....	149	Complete Games.....	154-155



**INDIANS
ORGANIZATION**

Bruce Schumacher

Chairman of the Board & Chief Executive Officer

Bruce Schumacher was named the Indianapolis Indians' chairman of the board and chief executive officer in November 2016 to signal a new era of leadership for the organization. Now in his 40th year with the team, he enters his 10th on the Indians Board of Directors after his election in February 2012.

Schumacher joined the organization as ticket manager in January 1983 and served in that role until 1986 when he was promoted to director of special projects.

Under Schumacher's leadership as director of special projects, which spanned 25 years, the Indians made the move from Bush Stadium to Victory Field in 1996, hosted the 2001 Triple-A All-Star Game, and established themselves as one of the premier franchises in Minor League Baseball.

In 2012, Schumacher transitioned to the position of vice president of corporate affairs in addition to being elected to the Indians Board of Directors. Since 2012, the Indians have drawn over 5.4 million fans, including leading Minor League Baseball in attendance in 2013 and establishing Victory Field attendance records in 2014 (660,289) and 2015 (662,536). The Indians led Minor League Baseball in attendance in 2016 and 2017, and in 2019, Victory Field ushered in its 14 millionth fan.

In 2018, the Indians were named Ballpark Digest's Team of the Year. The online publication stated, "few teams achieve success as consistently as the Indianapolis Indians, who deliver a quality product in a competitive market on a continual basis." Ballpark Digest chose the Indians for their focus on fans, their ballpark and their strong support from the Central Indiana community.


Without a minor league season in 2020, Schumacher and his staff pivoted to successfully execute over 20 public and private events at Victory Field, highlighted by two weekends of golf and three movie nights. Indians baseball returned to Victory Field in 2021, and the organization finished eighth out of 120 MiLB teams in total attendance despite playing 20 home games at 25% and 50% capacity.

From 1987 to 2009, Schumacher also served as the in-park "Voice of the Tribe" public address announcer.

Schumacher is active in the community, having volunteered at IPS as part of the Indianapolis Chamber of Commerce Winning Team program and the Washington Township School system. He also served on the Board of the Delaware Trails Neighborhood Association, as a member of Indianapolis' Abandoned Housing Task Force, and on the Indianapolis Neighborhood Housing Partnership Board.

He currently serves on the Metropolitan Development Commission, the Mapleton Fall Creek Community Development Corporation Housing Committee, and works with the Stadium Village Business Association.

Born in Indianapolis, Schumacher attended North Central High School and graduated from Indiana University with a degree in Business Management and Administration in 1982. He and his wife, the former Jo Kussmaul, have three daughters, Rachel and twins Grace and Sara.



Bruce Schumacher (center, bottom row) with other members of the Indianapolis Indians 1989 front office staff.

Randy Lewandowski

President & General Manager



Randy Lewandowski enters his 29th year with the Indianapolis Indians and eighth as the club's general manager in 2022. He is just the team's fourth general manager since the organization was incorporated in 1955. In addition to his duties as GM, he was named president by the Indians Board of Directors in November 2016.

Lewandowski was named the International League's 2016 Executive of the Year, marking the third Executive of the Year Award for the Indians' front office staff since joining the IL in 1998. In 2015, Lewandowski was inducted into the Bishop Dwenger High School Hall of Fame and three years later, he was inducted into the Northeast Indiana Baseball Association Hall of Fame.

After joining the Indians as a ticket office intern in 1994, Lewandowski was hired full-time as assistant ticket manager the following year. He served in that capacity for two seasons and contributed to the team's transition from Bush Stadium to Victory Field in 1996.

Lewandowski took over as director of operations in 1998, helping Victory Field host the 2001 Triple-A All-Star Game. He transitioned to assistant general manager in 2002, serving as one of the team's two assistant GMs before becoming the sole assistant GM in 2005. In this role, his primary responsibilities were overseeing the marketing, operations and ticket departments.

Over the final five seasons of Lewandowski's tenure as assistant GM, the Indians recorded five straight seasons of increased attendance. They led Minor League Baseball in attendance in 2013 while establishing a Victory Field record.

That success would continue following Lewandowski's ascension to general manager in October 2014 as the team eclipsed its top season attendance mark for the second consecutive year. The 2016 and 2017 campaigns saw the Indians again lead Minor League Baseball in attendance, and in 2019, the club welcomed Victory Field's 14 millionth fan through its gates.

Lewandowski's leadership was on full display in 2020 and 2021. With the 2020 minor league season canceled due to the COVID-19 pandemic, Lewandowski managed to keep all full-time staff employed which helped lead to the successful execution of 20-plus public and private events at Victory Field. Then in 2021, Indians baseball returned to Victory Field, and the organization finished eighth out of 120 MiLB teams in total attendance despite playing 20 home games at 25% and 50% capacity.

Lewandowski was previously active in the Indiana chapter of the Leukemia & Lymphoma Society as past president and board member, and past chair of the LLS Light the Night Walk. For a seven-year period, he was active in the youth sports coaching and mentoring ministry at Our Lady of Mount Carmel Catholic Church and School. Lewandowski spearheaded a partnership between the Indians and Indianapolis RBI in 2015 and now serves as chairman on the organization's board of directors. He also serves on the board of directors for both Indy Chamber and Indianapolis Indians Charities and gives the Indians and other Professional Development League (PDL) teams a voice of reasoning in important year-over-year discussions by serving on the PDL Club Operations and International League Scheduling committees.

A native of Fort Wayne, Ind., Lewandowski graduated with a degree in business management from Anderson University in 1993. He was also a four-year starter on the Ravens' baseball team, where he earned academic All-America honors as a first baseman and pitcher. Lewandowski resides in Noblesville, Ind., with his wife, Christina, and their two children, Alyssa Tallman (Mike) and Sam.



The Indianapolis Indians front office staff in 2001, the year Randy Lewandowski (third from left, back row) helped the organization host the Triple-A All-Star Game.

Max Schumacher

Chairman Emeritus

Indianapolis Indians baseball and the name of Schumacher are forever linked.

After 60 seasons with the club, Max Schumacher transitioned to chairman emeritus in November 2016. He relinquished his responsibilities as chairman of the board to his son, Bruce, and his title of president to Randy Lewandowski, Indians general manager.

In his altered role, Schumacher has maintained his position on the finance committee, hosted in his suite on game days, and provided mentorship for Indians leadership.


Under Schumacher's more than half century of leadership, the Indians have enjoyed recognition for their ongoing commitment to excellence. The team has been recognized with awards such as the Triple-A Bob Freitas Award in 1996 and 2014, Baseball America's Triple-A Team of the Decade for the 1990s, and, in 2005, At The Yard Magazine's Minor League Team of the Year. The Indians led Minor League Baseball in attendance during the 2016 (636,888) and 2017 seasons (641,141), two of many attendance records set in the 25-year-old Victory Field.

Following his service in the United States Army, Schumacher began his Indians career as ticket manager in 1957, before also assuming the duties of publicity director in 1959. Schumacher then took over as general manager just two years later in 1961, serving under then-president Owen J. Bush, who would continue in that capacity for eight more years. Following Bush's retirement in 1969, Schumacher was named president.

During his tenure as the Indians' general manager, Schumacher was named the American Association's Executive of the Year for 1996, and just one year later was voted Minor League Baseball's "King of Baseball" for his long-term dedication and service to the game. Following his November 2016 transition to chairman emeritus, Schumacher was joined by former All-Star closer Lee Gardner in the International League Hall of Fame Class of 2017.

Schumacher played four years of varsity baseball while also serving as editor of The Collegian publication at Butler University from 1950-54. Schumacher has been honored by his alma mater with the Robert Todd Duncan Alumni Achievement award in 2003, induction into Butler's Athletic Hall of Fame in 2005, and in 2021 a Butler Medal, an award introduced in 1959 and the highest honor conferred by the Butler University Alumni Association.

Along with his professional success, Schumacher has also been recognized for his impact in the Indianapolis area after formerly serving as president of the Indianapolis Downtown Kiwanis Club, the American Business Club and the Boys & Girls Clubs of Indianapolis. Schumacher was honored for his numerous contributions with the Thomas W. Moses Good Scout Award in April 2006 for his dedication to community service, social responsibility and having a true "scout spirit."



In 1957, Max Schumacher began his career with the Indians as ticket manager.

Joel Zawacki

Assistant General Manager - Corporate Sales and Marketing

Joel Zawacki is the assistant general manager – corporate sales and marketing for the Indianapolis Indians. Each year he is tasked with the implementation of an annual strategic marketing and communications plan.

His primary duties and responsibilities include leading a staff of more than 20 employees in advertising, broadcasting, charities, communications, community relations, corporate sales, game presentation, marketing, media relations, merchandising, promotions and social media.

Zawacki also collaborates with outside advertising and media agencies to develop and implement annual campaigns including messaging, creative execution, promotional partnerships and allocation of an annual budget in excess of \$1.5 million.

Zawacki joined the organization in 2007 as sponsorship sales coordinator. He was promoted to director of corporate partnerships in 2008 and added marketing to his duties and responsibilities in 2012.

Zawacki graduated magna cum laude from the University of Indianapolis in 2006 with a Bachelor of Arts degree in Sports Administration. He was a pitcher on the Greyhounds' baseball team and earned Great Lakes Valley Conference All-Academic Team honors.

After college and prior to joining the Indians, Zawacki worked as a sponsorship sales intern with Pacers Sports and Entertainment and interned with the Brevard County Manatees in Melbourne, Fla., the High-A affiliate of the Milwaukee Brewers at the time.

Zawacki resides in Indianapolis with his wife, Ellen, and their two sons, Jack and Ethan.



Matt Guay

Assistant General Manager - Tickets & Operations

After 23 years with the Indians, Matt Guay has revolutionized goal setting for the team's ticket department.

Guay began with the Indians in 1999 as a ticket intern and has since climbed the ranks. In 2003, Guay was named director of ticket sales and immediately led his team in a 20 percent group sales increase when presented the challenge of boosting ticket sales.

In 2004, Guay was promoted to director of ticket operations and oversaw all ticket service representatives. After serving as the director of tickets for six years (2006-11), Guay now holds the title of assistant general manager - tickets and operations. In his current role, he is responsible for ticket sales and ticket service, along with all stadium operations, business operations and facility operations.

Through his career with the Indians, Guay has implemented daily sales goals, along with overall attendance and revenue goals, which have allowed the sales team to focus their attention on a tangible outcome. Under his leadership, the Indians surpassed 600,000 fans through the gates six consecutive years (2013-18). The team led Minor League Baseball in attendance three of those six seasons (2013, 2016, 2017). After the 2020 minor league season was canceled, Guay helped guide the Indians to eighth overall out of 120 MiLB teams in total attendance despite playing 20 games at 25% and 50% capacity.

Guay is an avid member of his community and has been volunteering in the Fall Creek Place area since 2007. He also authors the monthly Fall Creek Place newsletter that appears in the Urban Times.

Guay is a Pittsburgh, Pa., native and graduated from the University of Dayton in 1998 with a degree in sport management. He lives in Indianapolis' Fall Creek Place neighborhood with his wife, Emily, and daughter, Audrey.





Victory Field
501 West Maryland Street
Indianapolis, IN 46225
(317) 269-3542
IndyIndians.com



Executive Management

Chairman of the Board & Chief Executive Officer	Bruce Schumacher
President & General Manager	Randy Lewandowski
Chairman Emeritus	Max B. Schumacher
Assistant General Manager - Corporate Sales & Marketing	Joel Zawacki
Assistant General Manager - Tickets & Operations	Matt Guay

Business Operations

Director of Business Systems & Talent	Bryan Spisak
Business Intelligence Analyst	Bill Fulton
Business Operations Manager	Sarah (McKinney) Haynes
Guest Relations Coordinator	Michelle Treviño

Indianapolis Indians Charities

Community Outreach Coordinator	Rylee Horn
--------------------------------------	------------

Corporate Sales

Director of Corporate Sales	Christina Toler
Senior Corporate Sales Account Executive	Mike McClure
Partnership Activation Manager	Kylie Kinder
Partnership Activation Coordinators	Ben Kayser, Chandler McKinney

Facilities

Senior Director of Facilities	Tim Hughes
Senior Facilities Manager	Allan Danehy
Facilities Maintenance Tech	Kyle Winters

Field Operations

Director of Field Operations	Joey Stevenson
Field Operations Manager	Nick Farfan

Marketing & Communications

Creative Director	Adam Pintar
Director of Communications	Cheyne Reiter
Director of Marketing	Kim Stoebeck
Marketing Manager	Hayden Barnack
Digital Marketing Manager	Max Freeman
Marketing Project Manager	Heidi Gahm
Social Media Coordinator	Katie Bostic
Baseball Communications Coordinator	Anna Kayser
Marketing Coordinator	Mary Mueller
Graphic Designer	Ryan Lane
Voice of the Indians	Howard Kellman
Videographer	Alex Leachman

Merchandise

Director of Merchandise	Mark Schumacher
Merchandise Manager	Patrick Westrick

Stadium Operations

Director of Stadium Operations	Tyler Jacobs
Stadium Operations Manager	Kim Duplak
Clubhouse Managers	Bob Martin (Home), Jeremy Martin (Visiting)
Operations Support	Ki Hubbard, Sandra Reeves

Tickets

Director of Ticket Sales	Chad Bohm
Director of Tickets - Premium Services & Events	Kerry Vick
Premium & Ticket Services Manager	Kathryn Bobel
Stadium Events Manager	Paige McClung
Ticket Services Manager	Cara Carrion
Senior Ticket Sales Account Executives	Jonathan Howard, Garrett Rosh
Ticket Sales Account Executives	Jack Becker, Ty Eaton, Matt Marencik, Nathan Watson

Support Staff

Baseball Communications Assistant	Brody Tisdale
Business Operations Assistant	Brandon Syzmanski
Game Production Assistant	Eric Barnes
Graphic Design Assistant	Mitchell VanBrocklin
Merchandise Assistant	Ben Golab
Stadium Operations Assistants	Darrell Farley, Michael Spagnoli
Ticket Services Assistants	Thomas Bolen, McKinley Purdy, Cameron Sieber, Justin Tolle

ARAMARK Concessions

ARAMARK General Manager	Chris Scherrer
Concession Manager	Jamie Nicholson

Board of Directors

Chairman of the Board & Chief Executive Officer	Bruce Schumacher
Vice Chairman & Treasurer	Mary Y. Marsh
Chairman Emeritus	Max B. Schumacher
Secretary	Mike Messaglia
Board Members Emeritus	Henry B. Blackwell, Michael G. Browning, Theodore Engel, Max W. Hittle Jr., Alan R. Kimbrell
Board Members	Jim Devellano, Kent A. Leberher, Mark Massa, John S. Myrland, Michael O'Connor, Milton O. Thompson

Alternative Baseball: The Indianapolis Flames, part of the Alternative Baseball Organization, are a co-ed baseball team for autistic and special needs individuals ages 15 and up. Indianapolis Indians Charities (IIC) partnered with the Flames to purchase equipment for their first year as the Circle City's Alternative Baseball team.

Autism Acceptance Night: The Indianapolis Indians, Damar and KultureCity joined together to create a fun, safe and family-friendly environment for Autism Acceptance Night at Victory Field. Families with autistic children received discounted tickets, a giveaway and fast passes for field access.

Children's TherAplay Foundation: The Children's TherAplay Foundation, Inc. is the largest pediatric hippotherapy facility in the country, providing physical and occupational therapies using equine movement as a treatment tool for children with special needs. In 2020, Indianapolis Indians Charities supported the expansion and renovation of its new facility. IIC also contributed funding for a 2021 need-based scholarship program for current families who are facing challenges that make payment of their co-pay and out-of-pocket expenses more difficult.

Circle City Donor Club: The Circle City Donor Club was introduced by Indianapolis Indians Charities (IIC) during the 2021 season with donor benefits varying based on membership entry levels at \$50, \$75, \$100 and \$250. Perks for members include tickets to Indians home games, Indians-branded swag and merchandise discounts, among many other benefits. Proceeds afford IIC the opportunity to renovate baseball and softball fields in the Circle City, provide hunger relief to the community and so much more.

CollegeChoice 529: The CollegeChoice 529 Ultimate Fan Experience Sweepstakes was a chance for four Indians fans to win a \$2,500 contribution into a CollegeChoice 529 account. Contest winners were also invited to Victory Field for the 25th Anniversary Game in July.

Indianapolis Public Library: The Indianapolis Public Library Foundation partners with donors to enrich lives, foster lifelong learning and engage our diverse community through The Indianapolis Public Library. Indianapolis Indians Charities (IIC) was a proud supporter of the 2021 Summer Reading "Discover!" Program. Rowdie encouraged all young readers to participate in the Summer Reading program through a ticket incentive program, interactive bookmarks and life-size cutouts in several branches. Rowdie also celebrated the grand opening of the West Perry branch by welcoming Hoosier families and thanking its new staff.



Indy PAL: Indy Police Athletic League (Indy PAL) has been impacting youth in partnership with the Indy Public Safety Foundation since 1940. Indianapolis Indians Charities (IIC) and Indy PAL have a shared mission of providing youth with the opportunity to participate in athletic programming that promotes self-esteem and teamwork. Indy PAL's expertise is to facilitate a positive relationship between youth and the police, while IIC focuses on providing safe spaces for youth to play baseball and softball. IIC is currently funding the Indy PAL Baseball and Softball programs with a focus on the JTV Hill Center, the home of Indy Police Athletic League's programming for more than 75 youth and families.

Indy RBI: Indy RBI has been the proud exclusive Circle City affiliate of Major League Baseball's Reviving Baseball in Inner Cities (RBI) initiative since 1996. The program is designed to increase participation and interest in baseball and softball among youth. Indy RBI has served over 25,000 boys and girls ages 3-18 during its tenure and seeks an annual goal of having 2,500 youth baseball and softball players in its program. Indianapolis Indians Charities (IIC) made a three-year, \$300,000 financial commitment to Indy RBI covering team, sponsorships, events and league programming. In April 2021, IIC invited fans to help fund league fees and uniform expense for Indy RBI participants. A total of \$12,750 was raised by 162 generous donors, all matched by IIC. This equated to 490 participants having their league fees and uniforms covered.

Indy Thunder: Indy Thunder Beep Baseball is an organization for the blind and visually impaired who wish to participate in an organized sport. Indianapolis Indians Charities (IIC) has partnered with the Indy Thunder for many years and celebrated with them as they won their fifth consecutive World Championship in 2021.

2021 COMMUNITY RELATIONS HIGHLIGHTS

COMMUNITY PROGRAMS AND INITIATIVES (cont.)

Jersey Auctions: Fans have supported local charities by bidding on autographed, game-worn jerseys since 2015. A staggering \$257,000 has been raised by generous fans at Victory Field through season-long jersey auctions. Charities have included Riley Children's Foundation, Indiana National Guard Relief Fund, Big Brothers Big Sisters of Central Indiana and Folds of Honor. In 2021, all jersey auction proceeds benefited Indianapolis Indians Charities (IIC).

KultureCity: KultureCity is the nation's leading nonprofit on sensory accessibility and acceptance for those with invisible disabilities. Indianapolis Indians Charities (IIC) partnered with KultureCity to provide sensory certification training to all Indians full-time and part-time staff. KultureCity also helped guide IIC in implementing areas and spaces throughout Victory Field to make it sensory inclusive in addition to providing sensory bags for fans on game days.

La Plaza Night: La Plaza Inc. is the recognized Central Indiana leader in helping Latinos reach their full educational potential by building on their strengths and fostering self-sufficiency. Indianapolis Indians Charities (IIC) funding will be put toward a \$2,000 scholarship for one student every year for four years through the Hispanic Scholarship Fund. The Indianapolis Indians joined La Plaza in celebrating Hispanic Heritage Night at Victory Field for the first time in franchise history. The game included a check presentation with IIC board members and a performance by Grupo Folclórico Macehuani. In partnership with Tickets.com and Ticket Cares, the Indianapolis Indians provided La Plaza families with complimentary food, beverages and custom T-shirts.



Mother's Day Donation: The Indianapolis Indians donated \$2,000 to the Riley Children's Cancer Center on Mother's Day 2021 in support of Indians pitchers Geoff Hartlieb and Cody Ponce, who both lost their mothers to cancer. Hartlieb's mother, Wendy, passed away from lung cancer in April 2015, and Ponce's mother, Jennifer, died in December 2017 from Stage 4 brain cancer. The \$2,000 donation was split, with \$1,000 going to programs related to mothers of children undergoing cancer treatment in honor of Hartlieb, and another \$1,000 toward brain cancer research in honor of Ponce.




RightFit: RightFit is a coalition of students, parents, educators, sponsors, public safety personnel and committed volunteers who choose to work together to enhance a safer and healthier community. The program is facilitated through an after-school curriculum that encourages academic growth, fun physical activity and a nutritious meal. The Indianapolis Indians have proudly supported RightFit since its inception in 2017.

Spark for Change: The Indians often recognize families, individuals and organizations who are sparking change in their communities. Indianapolis Indians Charities (IIC) recognized its partners by giving them the opportunity to ignite the fireworks on select nights at the ballpark.

TeenWorks: TeenWorks empowers teens to discover a new level of self-confidence, recognize that achieving professional success is within their reach, and build their resources to make it happen through community-based work and weekly professional development. Indianapolis Indians Charities (IIC) was assigned two groups of teens for the summer who were assigned to Flanner House as their summer program job site.



2022 INDIANS



MIGUEL PEREZ

MANAGER

Born: 9/25/83 in Guatire, Miranda, Venezuela

Opening Day Age: 38

Resides: Guatire, Miranda, Venezuela

School: Juan Jose Abreu High School (Caracas, Venezuela)

Experience: 5th season as minor league manager (1st with Indianapolis)

MANAGER HIGHLIGHTS

- › In his fifth season as a minor league manager in Pittsburgh's system, his first with Indianapolis.
- › Named Indianapolis' manager for the 2022 season on 1/12/22.
- › Spent the 2021 campaign as the manager for Double-A Altoona and led the club to a season-high tying 10 games above .500 (44-34) on 8/5; dropped to a 58-59 finish on the season due to injuries.
- › Was announced as High-A Bradenton's manager prior to the cancellation of the 2020 minor league baseball season.
- › Recorded a winning season with a 79-59 record (.572) with Single-A Greensboro in 2019, the third-best record among 14 teams in the South Atlantic League.
- › Was named to his first managerial role with Rookie-Advanced Bristol in 2017.
- › Has compiled a 185-204 record (.476) through his managerial career.

PEREZ'S CAREER MANAGERIAL RECORD

YEAR	CLUB (Org)	LEAGUE (Class)	W	L	PCT	DIVISION	POSTSEASON
2017	Bristol Pirates (PIT)	Appalachian League (R+)	17	49	.258	5th	N/A
2018	Bristol Pirates (PIT)	Appalachian League (R+)	31	37	.456	T-3rd	N/A
2019	Greensboro Grasshoppers (PIT)	South Atlantic League (A)	79	59	.572	3rd	N/A
2021	Altoona Curve (PIT)	Double-A Northeast (AA)	58	59	.496	5th	N/A

Career Totals **185 204 .476**

CAREER SUMMARY

PRIOR TO INDIANAPOLIS

- › Led Altoona to a 58-59 record in 2021, dropping to below .500 after being 10 games above that mark on 8/5 (44-34).
- › In 2019, led Greensboro to a 79-59 record and a third-place finish among all 14 South Atlantic League teams, was his first winning season as a manager.
- › Served as manager of Bristol from 2017-18, his first managerial role.
- › Improved from a .258 winning percentage in 2017 to a .456 winning percentage in 2018.
- › Served as a player-coach for Indianapolis in 2016; the team went 70-74 under manager Dean Treanor that season.
- › Awarded the Chuck Tanner Award at spring training in 2015, an award given annually since 2011 by the Pirates Player Development department to someone on the minor league staff who best exemplifies Tanner's optimism, work ethic and leadership.
- › Coaching career began in 2014 with Single-A West Virginia and continued in 2015 with Altoona.

PLAYING CAREER


- › Signed by Cincinnati as a non-drafted free agent on 11/15/00 and made his professional debut with the VSL Reds in 2001.
- › Named Cincinnati's minor league Defensive Player of the Year and was selected to the Florida State League midseason All-Star team in 2005.
- › Made his MLB debut with the Reds on 9/7/05 vs. Milwaukee and became the first player from his hometown of Guatire, Miranda, Venezuela to play in the majors.
- › Was a spring training invitee for the Pirates in 2008-09.
- › Appeared in 19 total games for Indianapolis across parts of three seasons (2009, 2011-12).

PERSONAL

- › Resides in Guatire, Miranda, Venezuela with his wife, Mariafernada Lara, who is a former gymnast for the Venezuelan Rhythmic Gymnastics Team.
- › Has one daughter, Vanessa (15) and one stepdaughter, Jenifer (12).



Perez served as a fourth coach for Indianapolis in 2016. (Photo by Cory Seward)



DAN MEYER

PITCHING COACH

Born: 7/3/81 in Woodbury, N.J.

Opening Day Age: 40

Resides: North Stonington, Conn.

School: James Madison University (Harrisonburg, Va.)

Experience: 9th season of professional instruction (1st with Indianapolis)

COACHING HIGHLIGHTS

- Is in his ninth season coaching in the minor leagues and his first with the Pirates after beginning his career with Atlanta.
- Ended the 2021 season as Double-A Mississippi's interim manager and was named the Double-A South Manager of the Year while leading his team to a league title.

MEYER'S PROFESSIONAL COACHING CAREER

YEAR	CLUB (Org)	LEAGUE (Class)	POSITION	TEAM STATS
2014	Danville Braves (ATL)	Appalachian League (R+)	Pitching Coach	38-30, 3.39 ERA (222er/589.0ip), 575 K
2015	ATL	N/A	MLB Rehabilitation Coordinator	N/A
2016	Rome Braves (ATL)	South Atlantic League (A)	Pitching Coach	70-69, 3.69 ERA (500er/1220.1ip), 1162 K
2017	Rome Braves (ATL)	South Atlantic League (A)	Pitching Coach	74-65, 3.19 ERA (446er/1258.0ip), 1254 K
2018	Rome Braves (ATL)	South Atlantic League (A)	Pitching Coach	71-65, 3.73 ERA (485er/1171.0ip), 1143 K
2019	Florida Fire Frogs (ATL)	Florida State League (A+)	Pitching Coach	54-82, 3.72 ERA (471er/1141.0ip), 1079 K
2021	Mississippi Braves (ATL)	Double-A South (AA)	Pitching Coach	67-44, 3.58 ERA (417er/953.0ip), 1083 K
2021	Mississippi Braves (ATL)	Double-A South (AA)	Interim Manager	Won Double-A South Title

CAREER SUMMARY

PRIOR TO INDIANAPOLIS


- Was named as Mississippi's pitching coach in 2021 and ended the season as the interim manager.
- Was named as High-A Florida's pitching coach in 2020 prior to the cancellation of the 2020 minor league baseball season.
- Was named Coach of the Year in the South Atlantic League in 2016 while serving as pitching coach for the league champion Single-A Rome Braves.
- Promoted to being Atlanta's MLB rehabilitation coordinator, a new position, in 2015.
- Began his coaching career as the pitching coach for Rookie-Advanced Danville Braves in 2014.

PLAYING CAREER

- Selected as the 34th overall pick in the 2002 First-Year Player Draft by Atlanta.
- Made his MLB debut at New York (NL) on 9/14/04.
- Played in stints with Atlanta (2004), Oakland (2007-08) and Florida (2009-10).
- Made a career-high 71 appearances in 2009 and won his first major league game on 6/12/09 at Toronto.
- Picked up his first career save on 6/24/09 vs. Baltimore.
- Went 3-9 with two saves and a 5.46 ERA (69er/113.2ip) in 103 career MLB games.
- Appeared on the mound with Indianapolis in 2011, the final year of his playing career, and posted a 7.45 ERA (16er/19.1ip) in 14 games.

PERSONAL

- Resides in North Stonington, Conn. with his wife Bryant and three children, Greyson (9), Charlee (6) and Bennett (2).
- Played college baseball at James Madison University, where he was a member of the Dukes' 2002 NCAA Tournament Team.
- Also led Kingsway Regional (Woolwich Township, N.J.) High School to the 1999 South Jersey Group II final.



ERIC MUNSON

HITTING COACH

Born: 10/3/77 in San Diego, Calif.

Opening Day Age: 44

Resides: Dubuque, Iowa

School: University of Southern California

Experience: 1st season of professional instruction (1st with Indianapolis)

CAREER SUMMARY

PRIOR TO INDIANAPOLIS


- Has owned and operated Gold Standard Athletics, an indoor training facility in Dubuque, Iowa, since 2013.
- Began his career as an instructor with an undergraduate assistant role at the University of Southern California (2011-12) and later served as an assistant at the University of Dubuque.
- Served as the assistant coach of the USA Baseball 18U national team in the summer of 2013 and captured the 2013 IBAF World Cup and Gold Medal in Taiwan.

PLAYING CAREER

- Selected by Detroit as the third overall pick in the 1999 First-Year Player Draft; was also selected by Atlanta in the second round (62nd overall) in the 1996 First-Year Player Draft but did not sign.
- Made his MLB debut on 7/18/00 vs. Cincinnati.
- His nine-year major league career included stints with Detroit (2000-04), Tampa Bay (2005), Houston (2006-07) and Oakland (2009).
- Singled off Eric Milton for first MLB hit on 9/19/01 at Minnesota and connected off Milton for his first home run on 10/3/01.
- Played in a career-high 109 games and hit a career-high 19 homers with the Tigers in 2004.

PERSONAL

- Resides in Dubuque, Iowa with his wife Shanda and two children, son Solen (17) and daughter Soraya (13).
- Is a 1996 graduate of Mt. Carmel (Calif.) High School, where he was a High School USA Today first-team All-American his senior season.
- Played baseball at the University of Southern California, where he was Collegiate Baseball's preseason Player of the Year in 1999.
- Was a two-time Team USA member and a catcher on the 1998 College World Series Champion team that also featured pitcher Barry Zito and players Morgan Ensberg and Jason Lane.



GARY GREEN

BENCH COACH

Born: 1/14/62 in Pittsburgh, Pa.

Opening Day Age: 60

Resides: Arlington, Texas

School: Oklahoma State University

Experience: 24th season of professional instruction (1st with Indianapolis)

COACHING HIGHLIGHTS

- › Is in his 24th season of professional instruction, 17th season with Pittsburgh and first with Indianapolis.
- › Compiled a 593-710 (.455) record in 11 seasons as a minor league manager from 1999-2010.

GREEN'S PROFESSIONAL COACHING CAREER

YEAR	CLUB (Org)	LEAGUE (Class)	POSITION	TEAM STATS
1997	Jamestown (DET)	New York-Penn League (A-)	Coach	
1998	Lakeland Tigers (DET)	Florida State League (A+)	Coach	
1999	GCL Tigers (DET)	Gulf Coast League (R)	Manager	29-31
2000-01	Oneonta Tigers (DET)	New York-Penn League (A-)	Manager	35-41 ('00), 37-37 ('01)
2002-04	Lakeland Tigers (DET)	Florida State League (A+)	Manager	69-70 ('02), 55-78 ('03), 51-81 ('04)
2006	Lynchburg Hillcats (PIT)	Carolina League (A)	Manager	63-75
2007-08	Hickory Crawdads (PIT)	South Atlantic League (A)	Manager	70-66 ('07, lost in 1st round of playoffs), 52-87 ('08)
2009-10	West Virginia Power (PIT)	South Atlantic League (A)	Manager	67-70 ('09), 65-74 ('10)
2011-19	MLB (PIT)	N/A	Minor League Infield Coordinator	
2021	Altoona Curve (PIT)	Double-A Northeast (AA)	Bench Coach	

CAREER SUMMARY

PRIOR TO INDIANAPOLIS

- › Served as Pittsburgh's Minor League Infield Coordinator/Roving Infield Instructor from 2011-19 prior to being named as Altoona's bench coach for the 2021 season.
- › Managed four years in the South Atlantic League with West Virginia (2009-10) and Hickory (2007-08).
- › Posted a 43-26 record in the second half of the 2007 season to win the division and advance to the postseason; eliminated by West Virginia in the first round.
- › Managed Single-A Lynchburg in 2006, his first year in Pittsburgh's farm system.
- › Began his managerial career in 1999 with the GCL Tigers.
- › Began his coaching career with Short-Season A Jamestown (1997) and High-A Lakeland (1998).

PLAYING CAREER


- › Selected by San Diego as the 27th overall pick in the 1984 First-Year Player Draft; was also selected by San Francisco in the 29th round (699th overall) of the 1980 First-Year

Player Draft and by St. Louis in the 2nd round (52nd overall) of the 1983 First-Year Player Draft but did not sign.

- › Made his major league debut with the Padres on 9/14/86 and compiled a .222 average (40-for-180) and 11 RBI in 106 games between San Diego (1986, '89), Texas (1990-91) and Cincinnati (1992).
- › Played in 72 games with Indianapolis in 1993 and hit .188 (41-for-218) with two home runs and 14 RBI.

PERSONAL

- › Played four years of baseball at Oklahoma State University and was the starting shortstop for Team USA in the 1984 Olympic Games.
- › His father, Fred, pitched for the Pirates and was a member of the 1960 World Champion team.



BRADY CONLAN

**INTEGRATED BASEBALL
PERFORMANCE COACH**

Born: 8/21/93 in Northridge, Calif.

Opening Day Age: 28

Resides: Chatsworth, Calif.

School: California State University, Dominguez Hills

Experience: 3rd season of professional instruction (1st with Indianapolis)

COACHING HIGHLIGHTS

- › Is in his third season of professional instruction, second with Pittsburgh and first with Indianapolis.
- › Began his career as an assistant coach at California State University, Dominguez Hills from 2017-18.

CONLAN'S PROFESSIONAL COACHING CAREER

YEAR	CLUB (Org)	LEAGUE (Class)	POSITION	TEAM STATS
2021	Bradenton Marauders (PIT)	Low-A Southeast (A)	Development Coach	

CAREER SUMMARY

PRIOR TO INDIANAPOLIS


- › Spent 2021 as a development coach with Single-A Bradenton.
- › Named as a hitting coach for the DSL Dodgers prior to the cancellation of the 2020 minor league season, his first year coaching in affiliated baseball.
- › Began his coaching career in the collegiate ranks, serving as director of player development for the California State University, Northridge baseball team in 2019 following a two-year stint as an assistant coach at his alma mater, Cal State/Dominguez Hills.

PLAYING CAREER

- › Selected by Chicago (AL) in the 24th round (716th overall) of the 2016 First-Year Player Draft and made his professional debut with Great Falls in the Pioneer League.
- › Reached High-A Winston-Salem in 2017, his final season playing affiliated baseball, and played in a career-high 116 games.
- › Made six appearances with Lake Erie in the independent Frontier League in 2018.

PERSONAL

- › Resides in Chatsworth, Calif. with his wife, Erin.
- › Played for the Philippines National Team and went 3-for-7 with a home run and three RBI during the 2017 World Baseball Classic qualifiers.
- › Former infielder played baseball at Cal State/Dominguez Hills and compiled a .357 batting average, 39 doubles, nine home runs and 90 RBI in 130 games in his four seasons (2013-16).



ALAN BURR

STRENGTH COACH

Born: 9/26/83 in Roanoke Rapids, N.C.

Opening Day Age: 38

Resides: Clay, N.Y.

School: Appalachian State University

Experience: 10th year of professional career (5th with Indianapolis)

CAREER SUMMARY

2013-21

- › Enters his 10th season with the Pirates organization, his fifth with the Indians.
- › Spent the 2020 campaign at Pittsburgh's Alternate Training Site in Altoona.
- › Previously worked with Double-A Altoona in 2014 and 2016, High-A Bradenton in 2015 and Single-A West Virginia in 2013.
- › Spent six years in the collegiate ranks prior to entering Minor League Baseball; was the assistant strength and conditioning coach at Florida International University for two years (2011-12) and worked at Central Connecticut State University from 2008-11.
- › Served as a strength and conditioning coach intern during the summer of 2008 at the Georgia Institute of Technology.
- › Also served as a graduate assistant strength and conditioning coach at Appalachian State University from 2006-08.
- › Began his strength and conditioning coaching career at Mike Boyle Strength and Conditioning in summer of 2006.

PERSONAL

- › Is a certified and registered strength and conditioning coach by the National Strength and Conditioning Association and is a member of the Professional Baseball Strength and Conditioning Coach Society.
- › Is a 2008 graduate of Appalachian State University, where he received a master's degree in exercise science.
- › Also a 2005 graduate of East Carolina University, where he received a bachelor's degree in exercise science.
- › Resides in Clay, N.Y., with his wife Erin and two sons, Carter (8) and Weston (5).



TYLER BROOKS

ATHLETIC TRAINER

Born: 11/16/92 in Lebanon, Pa.

Opening Day Age: 29

Resides: Cleona, Pa.

School: Messiah College

Experience: 7th year of professional career (1st with Indianapolis)

CAREER SUMMARY

PRIOR TO INDIANAPOLIS

- › Enters his seventh season with the Pirates and first with Indianapolis.
- › Spent 2021 with Double-A Altoona and worked with the Peoria Javelinas during the Arizona Fall League.
- › Spent 2019 with Short-Season A West Virginia and also worked with the Gigantes del Cibao in the 2019 Dominican Winter League.
- › Was named the Appalachian League Trainer of the Year with the Bristol Pirates in 2018.
- › Spent two years (2017-18) working at the Pirates academy for the DSL and instructional leagues.
- › Was an athletic trainer intern with Boston for part of 2015.

PERSONAL

- › Graduated from Messiah College in May 2015 with a bachelor's degree in athletic training.



CAM ALLDRED

LHP

Born: 7/25/96 in Batavia, Ohio
MLB Debut: N/A
Height/Weight: 6-3/205
Twitter: @CamAlldred

Opening Day Age: 25
ML Service: 0.000
Bats/Throws: L/L
Instagram: @cam_alldred

Acquired: Selected by PIT in 24th round (714th overall) of the 2018 First-Year Player Draft
2022 Baseball America Ranking (PIT): N/A
2022 MLB Pipeline Ranking (PIT): N/A

AWARDS & HONORS

NYP All-Star (Mid, 2018)

TRANSACTIONS

Selected by PIT (24th round, 714th overall) in the 2018 First-Year Player Draft.

CAREER SUMMARY

2021

- Began the season with Double-A Altoona and went 4-0 with a 2.53 ERA (15er/53.1ip), 1.05 WHIP and .176 average against (33-for-188) in 28 games.
- Struck out a career-high tying five batters (2.1ip) on 5/20 at Harrisburg.
- Went on an 11.0-inning scoreless streak (five appearances) from 5/12-27; compiled a 1.32 ERA (2er/13.2ip) with 17 strikeouts in May.
- After giving up one home run on 5/5 vs. Bowie, his first outing of the season, went 12 consecutive appearances (21.0ip) without surrendering a long ball.
- Did not allow a hit in four consecutive appearances (6.2ip) from 6/12 (2)-25.
- Tossed a career-high 3.2 innings in relief on 7/3 (1) at Hartford.
- Walked a career-high five batters in 2.0 hitless innings on 8/19 vs. Somerset.
- Promoted to Indianapolis on 9/8 and registered a 0.71 ERA (1er/12.2ip) with seven walks and 10 strikeouts in five appearances.
- Tossed 2.1 hitless innings on 9/30 vs. Nashville, his final appearance of the season.

2019

- Spent the entire season with Single-A Greensboro and went 4-1 with a 4.20 ERA (28er/60.0ip) and 63 strikeouts in 39 games.
- Earned his first professional win on 5/15 (2) vs. Delmarva with 2.0 hitless innings and three strikeouts.
- Surrendered a career-high six hits on 5/31 vs. Lakewood; also surrendered a career-high four earned runs twice (6/20 vs. Delmarva, 7/13 vs. West Virginia).
- Recorded a career-high five strikeouts (2.1ip) on 8/15 vs. Augusta.

2018

- Split the season between Short-Season A West Virginia (18 games) and Single-A West Virginia (two games), going 0-2 with a 1.80 ERA (6er/30.0ip) and 32 strikeouts.
- Made his professional debut on 6/18 at Batavia and tossed 1.0 hitless inning in relief.
- Registered a 19.0-inning scoreless streak in 12 appearances from 7/3-8/10; had six hits allowed, six walks and 20 strikeouts in that stretch.
- Converted his first professional save with 1.0 perfect inning on 7/11 at Hudson Valley.

PERSONAL

- Cameron Mitchell Alldred.
- Was a second-team All-AAC selection in 2018 as a junior at the University of Cincinnati; went 5-3 with a 3.95 ERA and 85 strikeouts in 14 appearances (14 starts) that year.
- 2015 graduate of Country Day (Cincinnati, Ohio) High School, where he was named the Ohio Division IV Player of the Year as a senior and a two-time All-Ohio Selection in 2014 and '15.
- Also was conference Player of the Year in basketball and all-conference in football.

SINGLE-GAME HIGHS/MISCELLANEOUS

Complete Games

N/A

Winning Streak

4, 5/12-8/8/21 (AA)

Hits Allowed

6, 5/31/19 vs. Lakewood (A)

Strikeouts

5 (2x), MR: 5/20/21 @ Harrisburg (AA)

Shutouts

N/A

Losing Streak

1 (3x), MR: 7/13/19 (A)

Earned Runs Allowed

4 (2x), MR: 7/13/19 vs. West Virginia (A)

10+ Strikeout Games

N/A

Innings (Start)

N/A

Innings (Relief)

3.2, 7/3/21 (1) @ Hartford (AA)

Home Runs Allowed


1 (13x), MR: 9/14/21 vs. St. Paul (AAA)

Walks

5, 8/19/21 vs. Somerset (AA)

CAREER PITCHING STATS

YEAR	TEAM	LG	LVL	ORG	W-L	ERA	G-GS	CG	SHO	SV-SVO	IP	H	R	ER	HR	HB	BB-IBB	SO	WHIP	AVG	AB
2018	WV Black Bears	NYP	A-	PIT	0-1	1.63	18-0	0	0	1-3	27.2	16	5	5	0	1	9-0	30	0.90	.180	89
2018	WV Power	SAL	A	PIT	0-1	3.86	2-0	0	0	0-1	2.1	4	2	1	0	0	1-0	2	2.14	.364	11
2019	Greensboro	SAL	A	PIT	4-1	4.20	39-0	0	0	3-4	60.0	59	28	28	6	5	24-0	63	1.38	.263	224
2020																					
2021	Altoona	NE	AA	PIT	4-0	2.53	28-0	0	0	1-3	53.1	33	17	15	5	5	23-0	49	1.05	.176	188
2021	Indianapolis	E	AAA	PIT	0-0	0.71	5-0	0	0	1-1	12.2	12	2	1	2	1	7-0	10	1.50	.261	46
	Triple-A Totals				0-0	0.71	5-0	0	0	1-1	12.2	12	2	1	2	1	7-0	10	1.50	.261	46
	Minor League Totals				8-3	2.88	92-0	0	0	6-12	156.0	124	54	50	13	12	64-0	154	1.21	.222	558



JI-HWAN BAE

INF

Born: 7/26/99 in Daegu, South Korea

MLB Debut: N/A

Height/Weight: 6-1/185

Twitter: @Bae_ji_hwan

Opening Day Age: 22

ML Service: 0.000

Bats/Throws: L/R

Instagram: @bae_ji_hwan

Acquired: Signed by PIT as a non-drafted free agent on 3/10/18

2022 Baseball America Ranking (PIT): No. 25

2022 MLB Pipeline Ranking (PIT / Tools): No. 17 / Run 70

BA PROSPECT RANKINGS

MLB:

Org: PIT – #25 ('22), #11 ('21), #9 ('20), #18 ('19)

Tools: Best Hitter for Average ('20)

TRANSACTIONS

Signed by PIT as a non-drafted free agent on March 10, 2018.

AWARDS & HONORS

AFL Rising Star (2021)

SAL Player of the Week (8/26/19)

CAREER SUMMARY

2021

- Spent the majority of the season with Double-A Altoona and hit .278 (89-for-320) in 83 games.
- Notched four consecutive multi-hit games at Richmond from 6/2-6, including a career-high tying four-hit game on 6/5.
- Went 11-for-23 with four extra-base hits in six June games before suffering a knee injury; placed on the 7-day injured list on 6/9 and was reinstated on 7/6.
- Made two rehab appearances with FCL-Pirates Gold and FCL-Pirates Black; went 3-for-7 with a home run, two RBI and three runs scored combined.
- Hit safely in 14-of-18 games with Altoona after returning from the injured list, seven of which were two hit games, with a .292 (21-for-72) and nine extra-base hits.
- Homered three times with six RBI in a four-game span vs. Harrisburg from 7/28-31.
- Went 3-for-6 with two doubles, a solo home run and three runs scored on 8/8 at Akron.
- Hit .301 (44-for-146) with an .847 OPS in 41 home games with Altoona.
- Recorded a .355 average (22-for-62) with runners in scoring position, the second-best mark by a Curve batter with 75 or more plate appearances.
- Hit .316 (6-for-19) with runners in scoring position and two outs.
- Ranked among Pirates farmhands in triples (T-4th, 5), stolen bases (T-5th, 20), runs (T-7th, 66) and average (7th, .281).

2019

- Spent the season with Single-A Greensboro and hit .323 (106-for-328) with 30 extra-base hits and 38 RBI in 86 games.
- Suspended 30 games by the office of MLB commissioner Rob Manfred on 4/18 for violating the league's domestic violence policies.
- Returned on 5/23 and continued a streak of six consecutive multi-hit contests from 4/17-5/27, including his first of three career four-hit games on 5/24 at West Virginia.
- Hit .405 (15-for-37) in the month of May (eight games).
- Stole a career-high two bases on 7/13 vs. West Virginia, tied that mark twice more during the season (8/6 at Greenville, 8/8 vs. Asheville).
- Had two nine-game hitting streaks in August, one from 8/4-13 and the other from 8/17-26.
- Notched his second four-hit game on 8/22 at Delmarva while driving in a career-high five RBI; two of the hits were doubles and he also scored three runs.
- Finished August with a .370 clip (37-for-100) with 10 extra-base hits, 18 RBI and 13 stolen bases for the month.
- Led the South Atlantic League and all Pirates minor leaguers in average.
- His 31 stolen bases led Greensboro, ranked third among Pirates minor leaguers, and tied for fourth in the SAL.
- Also ranked third in the league in on-base percentage (.403), fifth in OPS (.833) and 10th in slugging percentage (.430).

2018

- Spent the entire season with GCL Pirates and hit .271 (35-for-129) with 13 RBI in 35 games.
- Walked 15 times compared to 16 strikeouts.
- Notched his first professional hit in his debut on 6/18 vs. GCL Blue Jays, a double.
- Improved from a .167 average (4-for-24) in June to a .321 average (17-for-53) in July.
- Had the first multi-hit game of his career on 7/2 at GCL Braves, going 2-for-3 with two walks.
- Notched his first of five three-hit games on 7/6 vs. GCL Tigers West, a season high.
- Set a season high with three RBI on 7/11 at GCL Phillies East, also his first of two games with a pair of doubles.

PERSONAL


- Ji-Hwan Bae (pronounced "Gee-juan Bae").
- Attended Kyeong-buk (South Korea) High School and batted .474 in 27 games during his final year.
- Became enamored by Major League Baseball while following Shin-Soo Choo's career.

SINGLE-GAME HIGHS/MISCELLANEOUS

Hits	Home Runs	Grand Slams	Runs	Walks
4 (3x), MR: 6/5/21 @ Richmond (AA)	1 (8x), MR: 9/18/21 @ Bowie (AA)	N/A	3 (8x), MR: 8/20/21 vs. Somerset (AA)	3 (2x), MR: 9/4/21 @ Akron (AA)
Hit Streak	RBI	Multi-homer Games	Stolen Bases	Strikeouts
9 (2x), MR: 8/17-26/19 (A)	5, 8/22/19 @ Delmarva (A)	N/A	2 (4x), MR: 8/6/21 (1) @ Akron (AA)	4, 8/4/21 @ Akron (AA)

CAREER BATTING STATS

YEAR	TEAM	LG	LVL	ORG	AVG	G	AB	R	H	2B	3B	HR	RBI	BB	IBB	SO	CS	OBP	SLG	OPS	HBP	SAC	SF	GIDP			
2018	GCL Pirates	GCL	R	PIT	.271	35	129	24	35	6	2	0	13	15	2	16	10	4	.362	.349	.711	5	0	3	0		
2019	Greensboro	SAL	A	PIT	.323	86	328	69	106	25	5	0	38	43	0	77	31	11	.403	.430	.833	3	3	3	3		
2020					DID NOT PLAY - PITTSBURGH'S ALTERNATE TRAINING SITE																						
2021	Altoona	NE	AA	PIT	.278	83	320	63	89	12	5	7	31	38	0	83	20	8	.359	.413	.771	4	0	3	3		
2021	PIT-Gold	FCL	R	PIT	.333	1	3	1	1	0	0	1	1	0	0	0	0	0	.333	1.333	1.667	0	0	0	0		
2021	PIT-Black	FCL	R	PIT	.500	1	4	2	2	0	0	0	1	0	0	0	0	0	.500	.500	1.000	0	0	0	0		
	Minor League Totals				.297	206	784	159	233	43	12	8	84	96	2	176	61	23	.378	.413	.792	12	3	9	6		



BEAR BELLOMY

RHP

Born: 11/29/96 in Charleston, W.V.
MLB Debut: N/A
Height/Weight: 6-4/205
Twitter: @Smokey_da_BEAR

Opening Day Age: 25
ML Service: 0.000
Bats/Throws: R/R
Instagram: @bear_bellomy

Acquired: Selected by PIT in 28th round (844th overall) of the 2019 First-Year Player Draft
2022 Baseball America Ranking (PIT): N/A
2022 MLB Pipeline Ranking (PIT): N/A

BA PROSPECT RANKINGS

TRANSACTIONS

MiLB:
Org:
Tools:

Selected by PIT (28th round, 844th overall) in the 2019 First-Year Player Draft.

CAREER SUMMARY

2021

- Began the season with High-A Greensboro and went 9-2 with a 4.57 ERA (34er/67.0ip) and 85 strikeouts in 34 games.
- His career-high nine wins tied Hudson Valley's Josh Maciejewski for the High-A East lead.
- Went on a season-high 11.1-inning scoreless streak from 6/1-22; had a 0.62 WHIP with one walk allowed and .150 average against (6-for-40) during that stretch.
- Compiled a 1.26 ERA (2er/14.1ip) in eight outings in June.
- Won a career-high four consecutive decisions from 7/9-8/11; tossed 2.0-plus perfect innings in a pair of those four wins.
- Surrendered a career-high five earned runs on five hits in 0.2 innings on 8/17 vs. Bowling Green.
- Tossed a career-high tying 4.0 relief innings on 6/13 and 8/5, both outings against Hickory.
- Struck out a career-high eight batters in 3.1 innings on 9/15 at Hudson Valley.
- Went 6-1 with a 2.51 ERA (9er/32.1ip) in 15 road games in the High-A East; went 3-1 with a 6.49 ERA (25er/34.2ip) at home.
- Tossed 2.0 perfect innings with five strikeouts in Game 2 of the High-A East Championship Series vs. Bowling Green on 9/24; took the loss in Game 5 at Bowling Green on 9/28 (1.0ip, 3h, 5r, 4er, 1bb, 1k).
- Promoted to Indianapolis on 9/30 and surrendered one hit in 1.0 inning in his lone Triple-A appearance.

2019

- Split the season between Rookie-Advanced Bristol and Short-Season A West Virginia with a 1-1 combined record, 2.83 ERA (13er/41.1ip) and 40 strikeouts in 16 games (five starts).
- Began the season with Bristol and did not allow an earned run in seven appearances (11.0ip) with just one walk and 17 strikeouts.
- Surrendered one unearned run in 1.0 inning during his professional debut on 6/21 vs. Greenville.
- Promoted to West Virginia on 7/17 and tabbed back-to-back scoreless appearances.
- Made his first professional start on 7/28 at State College and allowed two runs in 4.0 innings.
- Tossed a career-high 5.0 scoreless innings on 8/4 at Hudson Valley.
- Earned his first professional win on 8/23 (2) at Auburn (5.0ip, 7h, 5r, 4er, 1bb, 5k).

PERSONAL


- John Colton Bellomy.
- Went 9-3 with a 3.57 ERA (38er/95.2ip) and 74 strikeouts in 15 starts as a senior at Wright State (Ohio) University in 2019.
- Tied for first in the Horizon League in wins (nine) and ranked first in complete games (three).
- Was a 2019 All-Horizon League first-team selection.
- Goes by the name Bear because he was born at 12 pounds and eight ounces with a full head of hair.

SINGLE-GAME HIGHS/MISCELLANEOUS

Complete Games	Winning Streak	Hits Allowed	Strikeouts
N/A	4, 7/9-8/11/21 (A+)	7, 8/23/19 (2) @ Auburn (A-)	8, 9/15/21 @ Hudson Valley (A+)
Shutouts	Losing Streak	Earned Runs Allowed	10+ Strikeout Games
N/A	1 (3x), MR: 6/24/21 (A+)	5, 8/17/21 vs. Bowling Green (A+)	N/A
Innings (Start)	Innings (Relief)	Home Runs Allowed	Walks
5.0 (2x), MR: 8/23/19 (2) @ Auburn (A-)	4.0 (3x), MR: 8/5/21 vs. Hickory (A+)	2 (3x), MR: 7/11/21 vs. Asheville (A+)	3, 6/26/21 vs. Greenville (A+)

CAREER PITCHING STATS

YEAR	TEAM	LG	LVL	ORG	W-L	ERA	G-GS	CG	SHO	SV-SVO	IP	H	R	ER	HR	HB	BB-IBB	SO	WHIP	AVG	AB
2019	Bristol	APP	R+	PIT	0-0	0.00	7-0	0	0	2-2	11.0	11	1	0	0	0	1-0	17	1.09	.256	43
2019	WV Black Bears	NYP	A-	PIT	1-1	3.86	9-5	0	0	2-2	30.1	30	14	13	3	0	10-0	23	1.32	.268	112
2020										DID NOT PLAY											
2021	Greensboro	E	A+	PIT	9-2	4.57	34-0	0	0	2-6	67.0	59	36	34	13	4	17-0	85	1.13	.230	257
2021	Indianapolis	E	AAA	PIT	0-0	0.00	1-0	0	0	0-0	1.0	1	0	0	0	0	0-0	0	1.00	.250	4
	Triple-A Totals				0-0	0.00	1-0	0	0	0-0	1.0	1	0	0	0	0	0-0	0	1.00	.250	4
	Minor League Totals				10-3	3.87	51-5	0	0	6-10	109.1	101	51	47	16	4	28-0	125	1.18	.243	416



OSVALDO BIDO

RHP

Born: 10/18/95 in Los Hidalgos, D.R.

MLB Debut: N/A

Height/Weight: 6-3/205

Twitter: N/A

Opening Day Age: 26

ML Service: 0.000

Bats/Throws: R/R

Instagram: @osvaldobido

Acquired: Signed by PIT as a non-drafted free agent on 3/14/17

2022 Baseball America Ranking (PIT): N/A

2022 MLB Pipeline Ranking (PIT): N/A

BA PROSPECT RANKINGS

MLB:
Org: PIT – #26 ('20)
Tools:

TRANSACTIONS

› Signed by PIT as a non-drafted free agent on March 14, 2017.

AWARDS & HONORS

SAL Pitcher of the Week (6/10/19)

CAREER SUMMARY

2021

- › Began the season with Double-A Altoona and went 4-8 with a 5.09 ERA (53er/93.2ip) in 21 games (19 starts).
- › Surrendered a career-high tying three home runs on 7/22 at Somerset (4.2ip).
- › Tossed his first quality start of the season on 8/3 at Akron (6.0ip, 4h, 2r, 2er, 2bb, 5k); recorded three quality starts in five August outings.
- › Surrendered two hits over 7.0 scoreless innings on 8/26 vs. Richmond.
- › Went 2-1 with a 2.77 ERA (8er/26.0ip), 0.88 WHIP and .172 average against (16-for-93) in August.
- › Promoted to Indianapolis on 9/20 and compiled an 8.22 ERA (7er/7.2ip) in two starts.
- › Surrendered a career-high tying nine hits three times that season, for the final time on 9/26 at Omaha during his Triple-A debut.

2019

- › Began the season with Single-A Greensboro and went 11-5 with a 3.55 ERA (44er/111.2ip) with 20 starts.
- › Went on a career-high five-game winning streak in his first six starts of the season, compiling a 1.26 ERA (5er/35.2ip) and 27 strikeouts.
- › Tossed 6.0 one-hit innings with a career-high 10 strikeouts on 6/5 vs. Charleston to be named the South Atlantic League Pitcher of the Week on 6/10.
- › Went 4-0 with four quality starts in five June games; compiled a 2.10 ERA (7er/30.0ip) and 31 strikeouts in the month.
- › Promoted to High-A Bradenton on 7/26 and went 1-3 with a 2.25 ERA (6er/24.0ip) and 17 strikeouts in five starts.
- › Threw at least 5.0 innings in 12 consecutive starts from 5/31-8/5 (1).
- › Tossed a career-high 7.1 innings without allowing an earned run on 8/5 (1) at Charlotte.
- › Placed on the 7-day injured list on 8/14 and was reinstated on 8/22.

2018

- › Spent the entire season with Short-Season A West Virginia and went 4-6 with a 4.18 ERA (35er/75.1ip) in 14 starts.
- › Fanned a season-high nine batters in 5.0 innings on 8/7 vs. Batavia, but took the loss.
- › Tossed 7.0 three-hit innings on 8/17 vs. Williamsport for his only scoreless start of the season.
- › Threw 5.0-or-more innings in eight consecutive starts from 7/1-8/17; compiled a 2.86 ERA (14er/44.0ip) in that stretch.
- › Went 3-3 with a 3.00 ERA (15er/45.0ip) in eight home starts; went 1-3 with a 5.93 ERA (20er/30.1ip) in six starts on the road.

2017

- › Spent the entire season with DSL Pirates and went 1-8 with a 5.33 ERA (30er/50.2ip) in 15 games (13 starts).
- › Made his professional debut on 6/6 at DSL Rays 2 and took the loss with four unearned runs allowed in 3.0 innings.
- › Lost a career-high six consecutive decisions from 6/6-8/3.

PERSONAL

- › Osvaldo Bido.
- › Signed by Pirates scout Juan Mercado.

SINGLE-GAME HIGHS/ MISCELLANEOUS

Complete Games

N/A

Shutouts

N/A

Innings (Start)

7.1, 8/5/19 (1) @ Charlotte (A+)

Winning Streak

5, 4/5-5/3/19 (A)

Losing Streak

6, 6/6-8/3/17 (R)

Innings (Relief)

5.0, 9/7/21 vs. Erie (AA)

Hits Allowed

9 (8x), MR: 9/26/21 @ Omaha (AAA)

Earned Runs Allowed

7, 5/25/19 @ Hickory (A)

Home Runs Allowed

3 (2x), MR: 7/22/21 @ Somerset (AA)

Strikeouts

10, 6/5/19 vs. Charleston (A)

10+ Strikeout Games

1, 6/5/19 vs. Charleston (A)

Walks

6, 7/28/17 @ DSL Indians (R)

CAREER PITCHING STATS

YEAR	TEAM	LG	LVL	ORG	W-L	ERA	G-6S	CG	SHO	SV-SVO	IP	H	R	ER	HR	HB	BB-IBB	SO	WHIP	AVG	AB
2017	DSL Pirates	DSL	R	PIT	1-8	5.33	15-13	0	0	0-0	50.2	53	37	30	1	6	36-0	41	1.76	.270	196
2018	WV Black Bears	NYP	A-	PIT	4-6	4.18	14-14	0	0	0-0	75.1	74	37	35	2	7	19-0	58	1.23	.263	281
2019	Greensboro	SAL	A	PIT	11-5	3.55	20-20	0	0	0-0	111.2	94	46	44	9	7	29-0	90	1.10	.228	413
2019	Bradenton	FSL	A+	PIT	1-3	2.25	5-5	0	0	0-0	24.0	18	10	6	1	1	9-0	17	1.13	.205	88
2020										DID NOT PLAY											
2021	Altoona	NE	AA	PIT	4-8	5.09	21-19	0	0	0-0	93.2	95	61	53	13	8	33-0	91	1.37	.257	369
	Indianapolis	E	AAA	PIT	0-0	8.22	2-2	0	0	0-0	7.2	11	10	7	2	0	4-0	7	1.96	.333	33
	Triple-A Totals				0-0	8.22	2-2	0	0	0-0	7.2	11	10	7	2	0	4-0	7	1.96	.333	33
	Minor League Totals				21-30	4.34	77-73	0	0	0-0	363.0	345	201	175	28	29	130-0	304	1.31	.250	1380



CARTER BINS

Born: 10/7/98 in Concord, Calif.
MLB Debut: N/A
Height/Weight: 6-0/205
Twitter: N/A

Opening Day Age: 23
ML Service: 0.000
Bats/Throws: R/R
Instagram: @carterbins

Acquired: Trade (SEA) on 7/28/21 with RHP Joaquin Tejada in exchange for LHP Tyler Anderson
2022 *Baseball America* Ranking (PIT / Tools): No. 35 / Best Defensive Catcher
2022 MLB Pipeline Ranking (PIT): N/A

C

BA PROSPECT RANKINGS

MiLB:
Org: PIT — #35 ('22); SEA — #29 ('21)
Tools: PIT — Best Defensive Catcher ('22)

TRANSACTIONS

- Selected by PHI (35th round, 1,037th overall) in the 2016 First-Year Player Draft, but did not sign.
- Selected by SEA (11th round, 336th overall) in the 2019 First-Year Player Draft.
- Traded to PIT from SEA on **July 28, 2021** with RHP Joaquin Tejada in exchange for LHP Tyler Anderson.

CAREER SUMMARY

PERSONAL

- Began the season with High-A Everett and hit .284 (42-for-148) with 10 doubles, seven home runs and 31 RBI in 40 games.
- Went 4-for-5 with two home runs, three RBI and three runs scored on 6/1 vs. Hillsboro; set single-game career highs in hits and home runs.
- Drove in a career-high tying four RBI twice against Vancouver in June, on 6/15 and 6/29.
- Recorded six two-hit games during a career-high tying seven-game hitting streak from 6/4-15; hit .482 (13-for-27) with seven extra-base hits and nine RBI in that span.
- Hit .338 (24-for-71) with a .620 slugging percentage and 1.068 OPS in 18 games in June.
- Hit .379 (22-for-58) with nine extra-base hits and 17 RBI in 16 home games with Everett.
- Hit .370 (10-for-27) with runners and scoring position and two outs in High-A.
- Promoted to Double-A Arkansas on 7/11 and went 2-for-32 in 11 games.
- Traded to Pittsburgh on 7/28 with RHP Joaquin Tejada in exchange for LHP Tyler Anderson and hit .200 (11-for-55) in 16 games with Double-A Altoona.
- Placed on the 7-day injured list with a wrist injury on 9/8 and didn't appear again for the remainder of the season.
- Compiled a .984 fielding percentage (10 errors, 627 total chances) in 56 games (487.2 innings) at catcher between levels; committed just five errors in 307.2 High-A innings vs. five errors in 180.0 Double-A innings.

- Carter Joseph Bins.
- Is a 2016 graduate of Rodriguez High School in Fairfield, Calif.
- Grew up a fan of the San Francisco Giants and idolized Buster Posey.
- Also played football and raced dirt bikes as a youth.
- Won several competitions before leaving the sport to focus on baseball in middle school.
- Played three years (2017-19) of collegiate baseball at Fresno State University.
- Was named a second-time All-Mountain West as a junior while also being named to the Stanford Regional All-Tournament team.
- Was rated as the 84th-best prospect by FanGraphs in the 2019 First-Year Player Draft (92nd by *Baseball America* and 134th by MLB Pipeline).
- Spent the 2020 canceled baseball season at home in Northern California and bought a pitching machine so he could hit in his backyard cage.

2019

- Spent the entire season with Short-Season A Everett and hit .208 (32-for-154) with nine extra-base hits and 26 RBI in 50 games.
- Made his professional debut on 6/15 at Tri-City and went 2-for-4 with one run scored while starting at catcher.
- Took a career-high four walks on 6/23 vs. Salem-Keizer.
- Launched his first home run, a solo shot on 6/24 vs. Salem-Keizer.
- Drove in a career-high four RBI with a 2-for-3 performance and a home run on 8/10 at Vancouver.
- Homered in consecutive games with a combined seven RBI from 8/10-12.
- Hit safely in a career-high seven consecutive games with a .391 batting average (9-for-23) from 8/19-30.
- Compiled a .986 fielding percentage (six errors, 437 total chances) in 401.2 innings at catcher.

SINGLE-GAME HIGHS/MISCELLANEOUS

Hits	Home Runs	Grand Slams	Runs	Walks
4, 6/1/21 vs. Hillsboro (A+)	2, 6/1/21 vs. Hillsboro (A+)	N/A	3 (4x), MR: 7/15/21 @ NW Arkansas (AA)	4, 6/23/19 vs. Salem-Keizer (A-)
Hit Streak	RBI	Multi-homer Games	Stolen Bases	Strikeouts
7 (2x), MR: 6/4-15/21 (A+)	4 (3x), MR: 6/29/21 vs. Vancouver (A+)	1, 6/1/21 vs. Hillsboro (A+)	1 (8x), MR: 7/22/21 vs. Wichita (AA)	3 (8x), MR: 8/19/21 vs. Somerset (AA)

CAREER BATTING STATS

YEAR	TEAM	LG	LVL	ORG	AVG	G	AB	R	H	2B	3B	HR	RBI	BB	IBB	SO	SB	CS	OBP	SLG	OPS	HBP	SAC	SF	GIDP
2019	Everett	NWL	A-	SEA	.208	50	154	31	32	2	0	7	26	33	0	56	5	2	.391	.357	.748	14	0	1	1
2020											DID NOT PLAY														
2021	Everett	W	A+	SEA	.284	40	148	42	42	10	0	7	31	32	1	54	1	3	.422	.493	.915	4	0	1	4
2021	Arkansas	C	AA	SEA	.063	11	32	9	2	0	0	1	4	10	0	13	2	0	.302	.156	.458	1	0	0	1
2021	Altoona	NE	AA	PIT	.200	16	55	4	11	2	0	0	6	10	0	19	0	0	.333	.236	.569	1	0	0	0
	Minor League Totals				.224	207	389	86	87	14	0	15	67	85	1	142	8	5	.387	.375	.762	20	0	2	6



CODY BOLTON

RHP

Born: 6/19/98 in Richmond, Va.
MLB Debut: N/A
Height/Weight: 6-3/230
Twitter: @Cody_Bolton8

Opening Day Age: 23
ML Service: 0.000
Bats/Throws: R/R
Instagram: @cody_bolton8

Acquired: Selected by PIT in 6th round (178th overall) of the 2017 First-Year Player Draft
2022 Baseball America Ranking (PIT): No. 30
2022 MLB Pipeline Ranking (PIT): N/A

BA PROSPECT RANKINGS

MLB:
Org: PIT – #30 ('22), #7 ('21), #5 ('20), #21 ('19)
Tools: PIT – Best Slider ('21)

TRANSACTIONS

Selected by PIT (6th round, 178th overall) in the 2017 First-Year Player Draft.

AWARDS & HONORS

Pittsburgh's MLB Pipeline Pitcher of the Year (2019)

FSL All-Star (Mid, 2019)

FSL Pitcher of the Week (5/13/19)

CAREER SUMMARY

2021

Spent the entire season on the injured list while recovering from knee surgery in May.

2019

- Began the season with High-A Bradenton and went 6-3 with a 1.61 ERA (11er/61.2ip) in 12 starts.
- Earned the win in five of his first six starts on the season with a 0.77 ERA (3er/35.0ip) and four quality starts.
- Pitched 7.0 shutout innings on 5/6 at Clearwater for his first scoreless outing of the season.
- Fanned 10 batters on 5/30 vs. Lakeland to set a career high and notch the first double-digit strikeout performance of his career (6.0ip).
- Placed on the 7-day injured list with a right groin strain on 6/4; was activated on 6/11.
- Named as a Florida State League midseason All-Star after going 6-3 with a 1.72 ERA (11er/57.2ip) in 11 first-half starts; did not appear in the FSL All-Star Game.
- Took a loss in his Double-A debut on 6/26 at Richmond after being promoted to Altoona earlier that day.
- Allowed five runs on five hits in one inning of work on 8/15 at Harrisburg; was placed on the 7-day injured list on 8/17 and did not return for the remainder of the season.
- Went 2-0 with a 2.57 ERA (4er/14.0ip) at home and 0-3 with a 7.62 ERA (22er/26.0ip) on the road in Double-A.

2018

- Began his season on 5/25 after being assigned to Single-A West Virginia four days prior and earned his first professional win vs. Kannapolis in his first start.
- Opened the season with a 19.1-inning scoreless streak.
- Surrendered a career-high six earned runs in 2.0 innings on 7/1 at Hagerstown.
- Registered the best start of his season on 7/13 at Hickory, tossed a career-high 7.0 innings with a then-career-high nine strikeouts.
- Gave up three home runs on 7/19 at Lexington, a career high; was shut down for the remainder of the season with right forearm discomfort.
- Compiled a 1.03 ERA (3er/26.1ip) through his first five starts; had a 7.50 ERA (15er/18.0ip) in his final four.

2017

- Spent the entire season with GCL Pirates and went 0-2 with a 3.16 ERA (9er/25.2ip) in nine starts.
- Allowed just one earned run in July, good for a 1.13 ERA (8.0ip).
- Held right-handed batters to a .186 batting average (11-for-59) while left-handers hit .324 (12-for-37) against him.
- Had a 1.32 ERA (2er/13.2ip) at home vs. a 5.25 ERA (7er/12.0ip) on the road.
- Did not allow a home run in his first seven starts and allowed just one over the course of the season.

PERSONAL

- Carl Donovan Bolton.
- Is a 2017 graduate of Tracy (Calif.) High School, where he compiled a 24-6 record, 1.42 ERA and 201 strikeouts in his career.
- Recorded 97 strikeouts in 68 innings pitched as a senior.
- Was a 2017 Rawlings-Perfect Game second-team All-American and California All-Region first-team selection.
- Was also named the Most Valuable Pitcher in the Tri-City Athletic League in 2017.
- Committed to play college baseball at the University of Michigan before signing with the Pirates.
- Signed by Pirate scout Mike Sansoe.

SINGLE-GAME HIGHS/MISCELLANEOUS

Complete Games

N/A

Winning Streak

5, 4/8-5/6/19 (A+)

Hits Allowed

8, 6/25/18 (1) vs. Lakewood (A)

Strikeouts

10, 5/30/19 vs. Lakeland (A+)

Shutouts

N/A

Lossing Streak

3 (2x), MR: 5/14-24/19 (A+)

Earned Runs Allowed

6, 7/1/18 @ Hagerstown (A)

10+ Strikeout Games

1, 5/30/19 vs. Lakeland (A+)

Innings (Start)

7.0 (2x), MR: 5/6/19 @ Clearwater (A+)

Innings (Relief)

N/A

Home Runs Allowed


3, 7/19/18 @ Lexington (A)

Walks

3 (3x), MR: 7/28/19 vs. Richmond (AA)

CAREER PITCHING STATS

YEAR	TEAM	LG	LVL	ORG	W-L	ERA	G-6S	CG	SHO	SV-SVO	IP	H	R	ER	HR	HB	BB-IBB	SO	WHIP	AVG	AB
2017	GCL Pirates	GCL	R	PIT	0-2	3.16	9-9	0	0	0-0	25.2	23	11	9	1	0	8-0	22	1.21	.240	96
2018	WV Power	SAL	A	PIT	3-3	3.65	9-9	0	0	0-0	44.1	43	19	18	6	1	7-0	45	1.13	.253	170
2019	Bradenton	FSL	A+	PIT	6-3	1.61	12-12	0	0	0-0	61.2	39	14	11	1	0	14-0	69	0.86	.174	224
2019	Altoona	EAS	AA	PIT	2-3	5.85	9-9	0	0	0-0	40.0	37	26	25	6	0	16-0	33	1.33	.248	149
2020																					
2021																					
Minor League Totals					11-11	3.36	39-39	0	0	0-0	171.2	142	70	64	14	1	45-0	169	1.09	.222	639



AUSTIN BRICE

RHP

Born: 6/19/92 in Hong Kong, China
MLB Debut: 8/12/16 (MIA) vs. CWS
Height/Weight: 6-4/240
Twitter: @AustinBrice

Opening Day Age: 29
ML Service: 3:164
Bats/Throws: R/R
Instagram: @ab37sometimes40

Acquired: Signed by PIT as a minor league free agent on 3/17/22
2022 Baseball America Ranking (PIT): N/A
2022 MLB Pipeline Ranking (PIT): N/A

BA PROSPECT RANKINGS

MLB: Org: MIA — **#13** ('17), **#14** ('16), **#29** ('15), **#27** ('14), **#16** ('13), **#12** ('12)
 Tools: MIA — **Best Curveball** (2014, '12)

AWARDS & HONORS

SOU All-Star (Mid, 2016) SAL Pitcher of the Week (6/24/13)
 SOU Pitcher of the Week (4/18/16) MLB.com Organization All-Star (2011)

TRANSACTIONS

- Selected by FLA (9th round, 287th overall) in the 2010 First-Year Player Draft.
- Had his contract first selected by MIA on **Nov. 20, 2015**.
- Traded to CIN from MIA on **Jan. 19, 2017** with RHP Luis Castillo and OF Zeke White in exchange for RHP Dan Straily.
- Claimed off waivers by LAA from CIN on **Nov. 2, 2018**.
- Claimed off waivers by BAL from LAA on **Jan. 4, 2019**.
- Claimed off waivers by MIA from BAL on **Feb. 4, 2019**.
- Traded to BOS from MIA on **Jan. 10, 2020** in exchange for INF Angeles Santos.
- Elected free agency on **Oct. 15, 2021**.
- Signed by PIT as a minor league free agent on **March 17, 2022**.

CAREER SUMMARY

2021

- Began the season with Boston; went 0-0 with a 6.59 ERA (10er/13.2ip) and 12 strikeouts in 13 games while splitting time with Triple-A Worcester.
- Did not allow a run in seven of his first eight appearances; registered a 3.52 ERA (3er/7.2ip) in April.
- Designated for assignment for the first time on 5/21 and went 1-0 with a 1.20 ERA (2er/15.0ip) and 17 strikeouts in 12 games (one start) with Triple-A Worcester before having his contract selected on 7/10.
- Held Triple-A right-handed hitters to a .177 batting average (11-for-62).

2020

- Appeared in 21 games (one start) with Boston and went 1-0 with a 5.95 ERA (13er/19.2ip) and 25 strikeouts.
- Made his first career big-league start on 8/2 at New York (AL) and walked two with three strikeouts in 1.0 inning.

2019

- Spent most of the season with Miami and went 1-0 with a 3.43 ERA (17er/44.2ip) with 46 strikeouts in 36 games.
- Allowed just one earned run in 17.0 innings in June and July combined with just six hits allowed, four walks and 18 strikeouts; his lone run allowed came via a home run.

2018

- Began the season on Cincinnati's Opening Day roster.
- After surrendering four runs (three earned) in 1.2 innings on 4/6 at Pittsburgh, registered a 1.50 ERA (2er/12.0ip) with 15 strikeouts in his next 10 games.
- Earned his first MLB win on 5/11 at Los Angeles (NL) (1.2ip, 1h, 1r, 1er, 4k).

2017

- Spent the majority of the season with Cincinnati and went 0-0 with a 4.96 ERA (18er/32.2ip) in 22 appearances.
- Registered a 1.62 ERA (3er/16.2ip) through his first 10 games with the Reds; had an 8.44 ERA (15er/16.0ip) in his final 12 big-league games.

2016

- Began the season with Double-A Jacksonville and went 4-7 with a 2.89 ERA (30er/93.1ip) in 27 games (13 starts).
- Tossed 2.0 innings in one Triple-A appearance on 8/4 before being recalled by Miami on 8/9.
- Made his MLB debut on 8/12 vs. Chicago (AL) and fanned two of three total batters faced; struck out Adam Eaton swinging for his first MLB strikeout.
- Optioned back to Triple-A New Orleans on 8/16 and surrendered one run in 8.2 innings (five appearances) for the month.
- Took his first big-league loss on 10/2 at Washington, his final outing of the season (1.0ip, 2h, 3r, 3er).

2015

- Spent the entire season with Jacksonville and went 6-9 with a 4.67 ERA (65er/125.1ip) and 127 strikeouts in 25 starts.
- Surrendered a single to his second batter faced and then held Biloxi hitless for the remainder of his career-high 8.0-inning start on 6/29; also struck out a career-high 13 batters in the outing.

2010-14

- Earned his first professional win on 6/22/11 at GCL Cardinals (5.0ip, 4h, 2r, 2er, 1bb, 4k) and went on a career-high six-game winning streak over the course of the season.
- Made his professional debut on 8/3/10 vs. GCL Nationals and surrendered two unearned runs in 1.0 inning.

PERSONAL


- Austin Robert Brice, wife's name is Krystin and has one son, Bear.
- Attended Northwood High School in Pittsboro, N.C. and batted .442 (34-for-77) with five home runs and 32 RBI in 25 games as a senior, primarily playing shortstop.

SINGLE-GAME HIGHS/MISCELLANEOUS

Complete Games	Winning Streak	Hits Allowed	Strikeouts
N/A	6, 6/22-8/24/11 (R)	11, 7/13 vs. Lakewood (A)	13, 6/29/15 vs. Biloxi (AA)
Shutouts	Losing Streak	Earned Runs Allowed	10+ Strikeout Games
N/A	4 (2x), MR: 5/27-6/12/16 (AA)	8, 7/20/14 @ Lakeland (A+)	2, MR: 6/29/15 vs. Biloxi (AA)
Innings (Start)	Innings (Relief)	Home Runs Allowed	Walks
8.0, 6/29/15 vs. Biloxi (AA)	4.0 (8x), MR: 6/14/13 vs. West Virginia (A)	2 (6x), MR: 7/26/18 vs. Philadelphia (NL)	6 (5x), MR: 7/21/15 @ Pensacola (AA)

CAREER PITCHING STATS

YEAR	TEAM	GCL	LVL	ORG	W-L	ERA	G-6S	CG	SHO	SV-SVO	IP	H	R	ER	HR	HB	BB-IBB	SO	WHIP	AVG	AB
2010	GCL Marlins	GCL	R	FLA	0-1	4.32	6-0	0	0	0-0	8.1	7	6	4	0	2	7-0	8	1.68	.219	32
2011	GCL Marlins	GCL	R	FLA	6-0	2.96	11-9	0	0	0-0	48.2	32	20	16	2	6	33-0	55	1.34	.189	169
2012	Greensboro	SAL	A	MIA	8-6	4.35	25-19	0	0	3-3	109.2	96	63	53	13	7	68-0	122	1.50	.237	405
2013	Greensboro	SAL	A	MIA	8-11	5.73	26-23	0	0	0-1	113.0	118	84	72	11	14	82-0	111	1.77	.268	441
2014	Jupiter	FSL	A+	MIA	8-9	3.60	25-24	0	0	0-0	127.1	114	66	51	5	13	55-0	109	1.33	.241	474
2015	Jacksonville	SOU	AA	MIA	6-9	4.67	25-25	0	0	0-0	125.1	114	74	65	11	12	69-0	127	1.46	.245	466
2016	Jacksonville	SOU	AA	MIA	4-7	2.89	27-13	0	2	2-2	93.1	79	39	30	5	7	29-0	79	1.16	.231	342
2016	New Orleans	PCL	AAA	MIA	0-0	1.04	5-0	0	2	2-2	8.2	3	1	1	1	0	1-0	10	0.46	.111	27
2016	MIAMI	NL	MLB	MIA	0-1	7.07	15-0	0	0	0-0	14.0	9	12	11	2	2	5-1	14	1.00	.173	52
2017	Pensacola	SOU	AA	CIN	1-0	0.00	3-0	0	0	0-0	3.0	1	0	0	0	2	1-0	3	0.67	.100	10
2017	Louisville	INT	AAA	CIN	1-2	3.80	15-0	0	0	1-2	21.1	23	10	9	0	1	9-2	21	1.50	.280	82
2017	CINCINNATI	NL	MLB	CIN	0-0	4.96	22-0	0	0	0-0	32.2	33	18	18	6	3	7-0	26	1.22	.264	125
2018	Louisville	INT	AAA	CIN	3-1	2.31	17-0	0	1	1-1	23.1	18	6	6	2	0	7-0	24	1.04	.225	80
2018	CINCINNATI	NL	MLB	CIN	2-3	5.79	33-0	0	0	0-0	37.1	39	26	24	9	3	13-6	32	1.39	.271	144
2019	Jupiter	FSL	A+	MIA	0-0	1.59	4-1	0	0	0-0	5.2	3	1	1	0	1	0-0	9	0.53	.158	19
2019	MIAMI	NL	MLB	MIA	1-0	3.43	36-0	0	0	0-1	44.2	37	21	17	7	7	18-2	46	1.23	.214	173
2020	BOSTON	AL	MLB	BOS	1-0	5.95	21-1	0	0	0-0	19.2	17	13	13	3	2	13-0	25	1.53	.236	72
2021	Worcester	F	AAA	BOS	3-0	3.27	26-2	0	0	2-4	33.0	25	12	12	4	9	14-0	34	1.18	.212	118
2021	BOSTON	AL	MLB	BOS	0-0	6.59	13-0	0	0	0-0	13.2	14	10	10	2	4	7-0	12	1.54	.264	53
					4-4	5.17	140-1	0	0	0-1	162.0	149	100	93	29	21	63-9	155	1.31	.241	619
					7-3	2.92	63-2	0	0	6-9	86.1	69	29	28	7	10	31-2	89	1.16	.225	307
					48-46	4.00	215-116	0	0	11-15	720.2	633	382	320	54	74	375-2	712	1.40	.238	2665



BRAD CASE

Born: 9/13/96 in Pelham, N.Y.

MLB Debut: N/A

Height/Weight: 6-6/240

Twitter: @brad_queso

Acquired: Selected by PIT in 17th round (504th overall) of the 2018 First-Year Player Draft

2022 Baseball America Ranking (PIT): N/A

2022 MLB Pipeline Ranking (PIT): N/A

Opening Day Age: 25

ML Service: 0.000

Bats/Throws: R/R

Instagram: @brad_queso

RHP

BA PROSPECT RANKINGS

MLB:

Org:

Tools: PIT – Best Control (20)

TRANSACTIONS

Selected by PIT (17th round, 504th overall) in the 2018 First-Year Player Draft.

AWARDS & HONORS

SAL All-Star (Mid, 2019)

SAL Pitcher of the Week (5/13/19)

CAREER SUMMARY

2021

- Spent the entire season with Double-A Altoona and went 2-3 with a 5.24 ERA (39er/67.0ip) and 57 strikeouts in 28 appearances (two starts).
- Earned his second win of the season on 6/16 at Erie with 1.2 perfect innings in relief.
- Surrendered two home runs through the first two months of the season (12 appearances, 24.1ip); gave up 11 home runs in his final 16 outings (42.2ip).
- Lost a career-high three consecutive decisions from 7/10-9/10 with a 5.45 ERA (20er/33.0ip) in that 13-game span.
- Tied a career high with five earned runs surrendered on 9/10 vs. Erie (3.1ip).

2019

- Began the season with Single-A Greensboro and went 7-1 with a 2.45 ERA (18er/66.0ip) in 11 starts.
- Won a career-high six consecutive games in as many starts, all of 6.0-or-more innings, from 4/24-5/23; compiled a 2.08 ERA (9er/39.0ip) over that streak.
- Took a no-hitter into the seventh inning on 5/11 at Lakewood to be named the South Atlantic League Pitcher of the Week on 5/13.
- Recorded three straight 7.0-inning outings from 5/5-18 with two runs, 14 hits and 20 strikeouts.
- Struck out a career-high eight batters on 5/18 vs. Lakewood.
- Named a SAL midseason All-Star but did not appear in the All-Star game after being promoted to High-A.
- Led the SAL in wins, WHIP (0.77), and winning percentage (.875) at the time of his promotion to High-A; also ranked second in ERA, third in average against (.195) and tied for sixth in innings pitched.
- Promoted to High-A Bradenton on 6/8 and went 5-5 with a 4.29 ERA (34er/71.1ip) in 13 starts.
- Tossed 6.0 one-hit innings with five strikeouts to earn the win vs. Florida on 7/5.
- Earned his second win in July with 6.0 scoreless innings at Clearwater on 7/24.
- Surrendered a career-high three home runs on 8/9 vs. Dunedin (5.0ip).
- Gave up one unearned run in 5.0 innings to earn the win on 8/26 vs. Palm Beach, his final start of the season.
- His 12 combined wins tied for second among all Pirates minor leaguers.

2018

- Split the season between GCL Pirates, Rookie-Advanced Bristol and Short-Season A West Virginia; went 5-1 with a 3.29 ERA (20er/54.2ip) in 11 appearances (nine starts).
- Made his professional debut on 6/22 at GCL Phillies East and earned the win with 3.0 innings in relief.
- Made his first professional start on 7/4 vs. GCL Phillies West and took a no-decision with two runs surrendered in 5.0 innings.
- Tossed a career-high 7.0 innings with only two earned runs allowed for his first career quality start on 7/11 at GCL Phillies East, but took a no-decision.
- Surrendered just three hits over 6.0 scoreless innings to earn his third consecutive win on 8/1 at GCL Phillies West.
- Tossed 5.2 one-hit innings in his Rookie-Advanced debut on 8/20 vs. Pulaski.
- Earned the win in his Short-Season A debut on 8/31 at State College (5.0ip, 3h, 2r, 1er, 1bb, 2k).

PERSONAL

- Bradley Spencer Case.
- Was the first player selected by the Pirates out of Rollins College since Eric Bolling in the 22nd round of the 1984 First-Year Player Draft.
- Went 5-6 with a 3.46 ERA and 74 strikeouts in 16 appearances (15 starts) as a junior in 2018 with Rollins College.
- Was named a second-team ABCA All-South Region and All-Sunshine State Conference first-team selection in 2017 after going 5-5 with a 3.57 ERA in 14 starts.

SINGLE-GAME HIGHS/MISCELLANEOUS

Complete Games

N/A

Winning Streak

6, 4/24-5/23/19 (A)

Hits Allowed

9, 8/26/18 vs. Elizabethton (R+)

Strikeouts

8, 5/18/19 vs. Lakewood (A)

Shutouts

N/A

Losing Streak

3, 7/10-9/10/21 (AA)

Earned Runs Allowed

5 (3x), MR: 9/10/21 vs. Erie (AA)

10+ Strikeout Games

N/A

Innings (Start)

7.0 (6x), MR: 6/23/19 vs. Tampa (A+)

Innings (Relief)

4.0 (2x), MR: 8/28/21 vs. Richmond (AA)

Home Runs Allowed

3, 8/9/19 vs. Dunedin (A+)

Walks

4, 8/4/19 @ Dunedin (A+)

CAREER PITCHING STATS

YEAR	TEAM	LG	LVL	ORG	W-L	ERA	G-6S	CG	SHO	SV-SVO	IP	H	R	ER	HR	HB	BB-IBB	SO	WHIP	AVG	AB
2018	GCL Pirates	GCL	R	PIT	3-0	3.38	8-6	0	0	0-0	40.0	42	16	15	3	0	4-0	33	1.15	.271	155
2018	Bristol	APP	R+	PIT	1-1	3.72	2-2	0	0	0-0	9.2	10	5	4	0	1	4-0	5	1.45	.263	38
2018	WV Black Bears	NYP	A-	PIT	1-0	1.80	1-1	0	0	0-0	5.0	3	2	1	0	0	1-0	2	0.80	.176	17
2019	Greensboro	SAL	A	PIT	7-1	2.45	11-11	0	0	0-0	66.0	48	20	18	6	6	3-0	50	0.77	.195	246
2019	Bradenton	FSL	A+	PIT	5-5	4.29	13-13	0	0	0-0	71.1	74	37	34	11	4	22-0	58	1.35	.264	280
2020																					
2021	Altoona	NE	AA	PIT	2-3	5.24	28-2	0	0	DID NOT PLAY	67.0	80	41	39	13	4	21-2	57	1.51	.295	271
	Minor League Totals				19-10	3.86	63-35	0	0	0-2	259.0	257	121	111	33	15	55-2	205	1.20	.255	1007



DIEGO CASTILLO

INF

Born: 10/28/97 in Barquisimeto, Venezuela
MLB Debut: N/A
Height/Weight: 5-11/185
Twitter: N/A

Opening Day Age: 24
ML Service: 0.000
Bats/Throws: R/R
Instagram: @diegocastillo28

Acquired: Trade (NYY) on 7/26/21 with INF Hoy Park in exchange for RHP Clay Holmes
2022 Baseball America Ranking (PIT): No. 16
2022 MLB Pipeline Ranking (PIT): No. 21

BA PROSPECT RANKINGS

MLB:
Org: #16 ('22), NYY #27 ('18)
Tools: NYY –Best Defensive Infielder ('19)

TRANSACTIONS

- Signed by NYY as a non-drafted free agent on **July 24, 2014**.
- Traded to PIT from NYY on **July 26, 2021** with INF Hoy Park in exchange for RHP Clay Holmes.
- Had his contract first selected by PIT on **Nov. 7, 2021**.

AWARDS & HONORS

AA-NE Player of the Month (6/2021)
AA-NE Offensive Player of the Week (6/7/21)

MLB.com Organization All-Star (2018)
FSL All-Star (Mid, 2018)

FSL All-Star Game Top Star (2018)

CAREER SUMMARY

2021

- Split the season between Double-A Somerset, Double-A Altoona and Indianapolis and hit .278 (108-for-388) with a career-high 19 home runs and 55 RBI in 104 games.
- Began the season with Somerset and was placed on the 7-day injured list on 5/16 after playing in 10 games; activated on 5/27.
- Was named the AA-NE Player of the Week on 6/7 after hitting .500 (10-for-20) with a 1.100 slugging percentage, 1.645 OPS and a career-high tying four-hit game the week prior.
- Recorded multi-hit games in 11-of-24 contests in June with a league-leading .378 average (37-for-98) and eight home runs to be named the AA-NE Player of the Month; his eight home runs in the month tied his career total of homers from 2015-19.
- Traded to Pittsburgh on 7/26 with INF Hoy Park in exchange for RHP Clay Holmes and was assigned to Altoona.
- Hit safely in 22-of-28 games with Altoona, good for a .282 batting average (31-for-110) with five home runs.
- Promoted to Indianapolis on 8/31 and hit .278 (15-for-54) with a .500 slugging percentage and .914 OPS through his final 18 games of the season.
- Went 4-for-4 with three runs scored in his second career Triple-A game on 9/2 vs. Iowa.
- Recorded a .519 on-base percentage and 1.319 OPS in a six-game on-base streak to begin his Triple-A career.
- Launched 14 of his 19 home runs off right-handed pitchers; hit .311 (32-for-103) off lefties.

2019

- Spent the entire season with High-A Tampa and hit .248 (103-for-416) with four home runs and 33 RBI in 114 games.
- Went on a career-high 17-game hitting streak from 4/14-5/3 with a .328 average (21-for-64), nine walks to seven strikeouts and an .872 OPS; was the second-longest hitting streak in the Florida State League that season.
- Reached base safely in 22 consecutive games from 7/1-26 (1) with a .333 batting average (27-for-81) and .800 OPS.
- Rebounded from hitting just .182 (14-for-77) in 22 June games and hit .319 (30-for-94) in 26 July games.
- Committed a career-high 22 errors at shortstop in 375 total chances (77.52 innings).

2018

- Spent the entire season with Tampa and hit .260 (122-for-469) in 120 games.
- Drove in a career-high five RBI with two singles, a double and two walks on 6/9 vs. Bradenton.
- Named to the FSL midseason All-Star team after hitting .257 (56-for-218) with 12 extra-base hits and 23 RBI in his first 57 games.
- Went 2-for-4 with a pair of doubles and one RBI to lead the FSL North All-Stars to a 5-0 shutout of the South All-Stars and be named the FSL All-Star Game Top Star on 6/16.
- Had two career-high tying four-hit games, on 6/19 at Fort Myers and 8/10 at Bradenton.

2017

- Spent the entire season with Single-A Charleston and hit .263 (122-for-463) in 118 games.
- Drove in four runs with a home run, single and walk during his second consecutive two-hit game on 6/4 at Greenville.
- Hit safely in 15-of-16 games from 6/9-30 with a .299 batting average (20-for-67), including an 11-game hitting streak from 6/14-30.
- Recorded a career-high tying four hits on 8/10 at Lexington.
- Hit .306 (49-for-160) with nine RBI and 13 walks to 16 strikeouts when batting with no outs.

2016

- Spent the entire season with GCL Yankees West and hit .267 (44-for-165) in 44 games.
- Went 3-for-5 with a double and a career-high two stolen bases on 7/1 at GCL Yankees East.
- Hit his first professional home run on 7/12 vs. GCL Phillies.
- Recorded four multi-hit contests in the first seven games of August; ended the month with a .311 batting average (19-for-61) in 17 games.

2015

- Hit .331 (79-for-239) with 19 extra-base hits and an .817 OPS in 56 games with DSL Yankees I.
- Went 2-for-2 with two runs scored in his professional debut on 6/1 vs. DSL Orioles 2.
- Set a career high with four hits on 6/26 at DSL Red Sox.

PERSONAL

- Diego Alejandro Castillo.
- Was ranked by MLB.com as the No. 16 prospect for the 2014 international signing period.

SINGLE-GAME HIGHS/MISCELLANEOUS

Hits	Home Runs	Grand Slams	Runs	Walks
4 (8x), MR: 9/2/21 vs. Iowa (AAA)	1 (27x), MR: 9/29/21 vs. Nashville (AAA)	N/A	4 (4x), MR: 9/19/21 vs. St. Paul (AAA)	3 (3x), MR: 7/18/21 @ Richmond (AA)
Hit Streak	RBI	Multi-homer Games	Stolen Bases	Strikeouts
17, 4/14-5/3/19 (A+)	5, 6/9/18 vs. Bradenton (A+)	N/A	2 (4x), MR: 7/21/21 vs. Altoona (AA)	4, 7/16/17 @ Lakewood (A)

CAREER BATTING STATS

YEAR	TEAM	LG	LVL	ORG	AVG	G	AB	R	H	2B	3B	HR	RBI	BB	SO	SB	CS	OBP	SLG	OPS	HBP	SAC	SF	GIDP	
2015	DSL Yankees I	DSL	R	NYY	.331	56	239	43	79	11	8	0	40	16	1	29	5	1	.373	.444	.817	2	2	3	5
2016	GCL Yankees W	GCL	R	NYY	.267	44	165	14	44	7	0	1	8	14	0	21	5	3	.332	.327	.659	3	0	2	8
2017	Charleston	SAL	A	NYY	.263	118	463	66	122	15	3	1	42	31	0	51	9	5	.310	.315	.625	1	13	2	12
2018	Tampa	FSL	A+	NYY	.260	120	469	58	122	20	2	2	51	30	1	47	11	4	.307	.324	.631	3	9	3	24
2019	Tampa	FSL	A+	NYY	.248	114	416	52	103	18	2	4	33	33	0	49	13	3	.310	.329	.639	5	1	1	14
DID NOT PLAY																									
2020	Somerset	NE	AA	NYY	.277	58	224	44	62	18	0	11	32	21	0	34	8	3	.345	.504	.850	3	0	1	5
2021	Altoona	NE	AA	PIT	.282	28	110	11	31	3	0	5	16	10	1	9	1	2	.342	.445	.787	0	1	0	2
2021	Indianapolis	E	AAA	PIT	.278	18	54	18	15	3	0	3	7	13	0	13	0	0	.414	.500	.914	1	0	2	2
Triple-A Totals					.278	18	54	18	15	3	0	3	7	13	0	13	0	0	.414	.500	.914	1	0	2	2
Minor League Totals					.270	556	2140	306	578	95	15	27	229	168	3	253	52	21	.326	.366	.693	18	26	14	72



RODOLFO CASTRO

INF

Born: 5/21/99 in Los Llanos, D.R.
MLB Debut: 4/21/21 (2) (PIT) @ DET
Height/Weight: 6-0/205
Twitter: N/A

Opening Day Age: 22
ML Service: 0.045
Bats/Throws: S/R
Instagram: @rodolfocastro_21

Acquired: Signed by PIT as a non-drafted free agent on 10/30/15
2022 Baseball America Ranking (PIT): No. 20
2022 MLB Pipeline Ranking (PIT): No. 27

BA PROSPECT RANKINGS

MLB:
Org: PIT – #20 ('22), #29 ('21)
Tools:

TRANSACTIONS

- Signed by PIT as a non-drafted free agent on Oct. 30, 2015.
- Had his contract first selected by PIT on Nov. 20, 2020.

AWARDS & HONORS

AAA-E Offensive Player of the Week (9/27/21)

SAL All-Star (Mid, 2019)

SAL Player of the Week (5/6/19)

GCL All-Star (Post, 2017)

CAREER SUMMARY

2021

- Recalled from Pittsburgh's Alternate Training Site on 4/21 and went 0-for-3 in his MLB debut in the nightcap of a doubleheader at Detroit; optioned on 4/26.
- Began the minor league season on 5/4 as Double-A Altoona's Opening Day third baseman.
- Hit .365 (35-for-96) with seven doubles, eight home runs (.688 SLG) and 28 RBI in 24 games in June; trailed only Diego Castillo (.378) for the league's best average in the month.
- Logged a .306 batting average (59-for-193) with an .898 OPS through July 4 before being recalled by Pittsburgh on July 6.
- Launched a pinch-hit home run off Nick Tropeano for his first MLB hit on 7/9 at New York (NL).
- Went 2-for-4 with two home runs and three RBI on July 11 at New York (NL) and 7/28 vs. Milwaukee for his first two major league multi-homer games.
- Became the first player in MLB's modern era to have his first five big-league hits all be home runs.
- Compiled a .198 average (17-for-86) with five home runs and eight RBI in 31 games with Pittsburgh; was optioned back to Altoona on 8/23.
- Was promoted to Indianapolis on Sept. 20 and made his Triple-A debut two days later at Omaha; hit .286 (10-for-35) with four doubles, three home runs, eight RBI and a .999 OPS in eight games through the end of the season.
- Went 2-for-4 with a pair of solo home runs on Sept. 23 at Omaha, his fourth multi-home run game of the season.
- Named the Triple-A East Player of the Week on Sept. 27; hit a league-high tying three home runs and ranked in the top 10 in slugging percentage (2nd, 1.118), hits (T-2nd, 8), extra-base hits (T-2nd, 5), batting average (3rd, .471), OPS (3rd, 1.618), total bases (3rd, 19) runs scored (T-3rd, 6), RBI (T-3rd, 7), doubles (T-4th, 2) and on-base percentage (T-8th, .500) from Sept. 22-26.

2020

- Member of the Pirates Taxi Squad for the final week of the regular season.

2019


- Began the season with Single-A Greensboro and hit .242 (52-for-215) with 14 home runs and 46 RBI in 61 games.
- Recorded his first of three multi-homer games for the season on 4/30 at Rome.
- Went 3-for-4 with a double and two home runs, including his first career grand slam, on 5/4 vs. West Virginia; also set a career high with five RBI.
- Named the South Atlantic League Player of the Week on 5/6 after hitting .409 (9-for-22) with two doubles, five home runs and 11 RBI the week prior.
- Set a career high with two stolen bases on 5/14 vs. Delmarva.
- Ranked fourth among league leaders in home runs and RBI at the time of his promotion to High-A and was named as a SAL midseason All-Star.
- Promoted to High-A Bradenton on 6/20 and hit .243 (49-for-202) with five home runs and 27 RBI through the rest of the season (57 games).

SINGLE-GAME HIGHS/MISCELLANEOUS

Hits	Home Runs	Grand Slams	Runs	Walks
4 (4x), MR: 6/19/21 @ Erie (AA)	2 (8x), MR: 9/23/21 @ Omaha (AAA)	1, 5/4/19 vs. West Virginia (A)	4 (2x), MR: 6/9/21 vs. Akron (AA)	3 (2x), MR: 6/2/21 @ Richmond (AAA)
Hit Streak	RBI	Multi-homer Games	Stolen Bases	Strikeouts
9, 6/15-24/21 (AA)	5, 5/4/19 vs. West Virginia (A)	8, MR: 9/23/21 @ Omaha (AAA)	2, 5/14/19 vs. Delmarva (A)	4 (3x), MR: 9/29/21 vs. Nashville (AAA)

CAREER BATTING STATS

YEAR	TEAM	LG	LVL	ORG	AVG	G	AB	R	H	2B	3B	HR	RBI	BB	IBB	SO	CS	SB	OBP	SLG	OPS	HBP	SAC	SF	GIDP
2016	DSL Pirates	DSL	R	PIT	.271	56	192	27	52	15	3	2	29	27	0	48	2	1	.360	.411	.771	3	2	6	4
2017	GCL Pirates	GCL	R	PIT	.277	53	188	27	52	12	4	6	32	16	1	47	4	3	.344	.479	.823	4	2	1	2
2018	WV Power	SAL	A	PIT	.231	105	385	47	89	19	4	12	50	26	1	100	6	3	.278	.395	.672	1	8	6	7
2019	Greensboro	SAL	A	PIT	.242	61	215	33	52	13	2	14	46	18	0	68	6	5	.306	.516	.822	5	1	7	3
2019	Bradenton	FSL	A+	PIT	.243	57	202	26	49	13	1	5	27	13	2	54	1	0	.288	.391	.680	0	0	0	4
2020	PITTSBURGH	NL	MLB	PIT	.198	31	86	9	17	2	0	5	8	6	0	27	0	0	.258	.395	.653	1	0	0	4
2021	Altoona	NE	AAA	PIT	.242	72	285	43	69	14	1	12	47	19	1	72	7	4	.295	.425	.719	4	0	4	6
2021	Indianapolis	E	AAA	PIT	.286	8	35	7	10	4	0	3	8	3	0	11	0	0	.342	.657	.999	0	0	0	1
2021	Major League Totals				.198	31	86	9	17	2	0	5	8	6	0	27	0	0	.258	.395	.653	1	0	0	4
2021	Triple-A Totals				.286	8	35	7	10	4	0	3	8	3	0	11	0	0	.342	.657	.999	0	0	0	1
2021	Minor League Totals				.248	412	1502	210	373	90	15	54	239	122	5	400	26	16	.308	.436	.744	17	13	24	27



BLAKE CEDERLIND

RHP

Born: 1/4/96 in Turlock, Calif.
MLB Debut: 9/15/20 (PIT) @ CIN
Height/Weight: 6-4/220
Twitter: N/A

Opening Day Age: 26
ML Service: 1.036
Bats/Throws: R/R
Instagram: @land_of_ceder

Acquired: Selected by PIT in 5th round (165th overall) of the 2016 First-Year Player Draft
2022 Baseball America Ranking (PIT): N/A
2022 MLB Pipeline Ranking (PIT): N/A

BA PROSPECT RANKINGS

MLB:
Org: PIT – #28 ('21), #27 ('20)
Tools: PIT – Best Fastball ('21)

TRANSACTIONS

- Selected by MIN (22nd round, 650th overall) in the 2015 First-Year Player Draft but did not sign.
- Selected by PIT (5th round, 165th overall) in the 2016 First-Year Player Draft.
- Had his contract first selected by PIT on **Nov. 20, 2019**.

CAREER SUMMARY

2021

- Suffered a strained ulnar collateral ligament during spring training and underwent Tommy John surgery on 3/23; spent the entire season on the 60-day injured list.

2020

- Began the season on Pittsburgh's Alternate Training Site roster in Altoona.
- Recalled by Pittsburgh on 9/15 and made his MLB debut that day, tossing 1.0 perfect inning in relief at Cincinnati.
- Caught Matt Wieters swinging on 9/19 vs. St. Louis for his first MLB strikeout.
- Made five appearance with Pittsburgh in September and surrendered two earned runs on three hits in 4.0 innings (4.50 ERA).

2019

- Opened the season with High-A Bradenton and allowed just one run over 7.2 innings pitched before being promoted to Double-A Altoona.
- Did not allow a run in May, tallying 10 strikeouts over 12.1 innings pitched in seven games.
- Won a career-high five straight decisions in 21 games from 6/5-8/14 with a 2.12 ERA (7er/29.2ip).
- Held opponents to a .073 batting average (3-for-41) in a 10 game (13.0ip) scoreless streak from 6/14-7/15.
- Promoted to Indianapolis on 8/22 after going 5-1 with a 1.77 ERA (9er/45.2ip) for Altoona.
- Allowed three runs in his Triple-A debut at Toledo on 8/22 (1.2ip); allowed just two runs in his final two appearances of the season (4.1ip).

2018

- Opened the season with Single-A West Virginia and went 3-2 with a 2.86 ERA (9er/28.1ip) in 19 games (one start).
- Took the loss vs. Greenville in his season debut on 4/6.
- Set a new career high with a 3.1-inning relief appearance on 4/26 vs. Rome.
- Tied a career high with two five-strikeout appearances on 4/26 and 5/2 vs. Augusta.
- After finishing April with a 5.40 ERA (6er/10.0ip), recorded a 1.47 ERA (3er/18.1ip) from 5/2-6/17.
- Made his only start of the season on 6/8 in the second game of a doubleheader at Hickory; threw 3.0 scoreless innings with two strikeouts.
- Promoted to Bradenton on 6/22 and earned three saves in four scoreless appearances from 7/3-15.
- Surrendered a career-high four walks vs. Daytona on 7/19 (1.2ip).
- Gave up just three home runs in 49.2 total innings pitched between Bradenton and West Virginia.

2017

- Transitioned to a reliever and spent the entire season with Single-A West Virginia, going 2-3 with a 7.76 ERA (50er/58.0ip) in 25 appearances (seven starts).
- Had three five-strikeout games, setting a new career high on 5/27 vs. Hagerstown.
- Went 2-0 with a 3.54 ERA (11er/28.0ip) in April and May; went 0-3 with an 11.70 ERA (39er/30.0ip) from June-Aug.
- Set career highs with seven earned runs and three home runs allowed on 6/6 vs. Delmarva.
- Also allowed a career-high eight hits on 6/24 (1) vs. Lexington.

2016

- Spent the entire season with Rookie-Advanced Bristol and made six starts with an 0-1 record and 4.67 ERA (9er/17.1ip).
- Threw a career-high 5.0 innings on 7/23 at Greenville with no runs allowed and four strikeouts.

PERSONAL

- Blake Alan Cederlind.
- Is a 2014 graduate of Turlock (Calif.) High School, where he was the Central California Pitcher of the Year as a senior after going 8-1 with a 2.51 ERA and 52 strikeouts.
- Made 13 appearances (two starts) for Merced (Calif.) College in 2015 and went 3-1 with 17 strikeouts in 21.1 innings pitched.

SINGLE-GAME HIGHS/MISCELLANEOUS

Complete Games

N/A

Winning Streak

5, 6/5-8/14/19 (AA)

Hits Allowed

8, 6/24/17 (1) vs. Lexington (A)

Strikeouts

5 (5x), MR: 5/2/18 vs. Augusta (A)

Shutouts

N/A

Losing Streak

3, 6/6-7/9/17 (A)

Earned Runs Allowed

7, 6/6/17 vs. Delmarva (A)

10+ Strikeout Games

N/A

Innings (Start)

5.0 (2x), MR: 7/4/17 @ Lexington (A)

Innings (Relief)

3.1, 4/26/18 vs. Rome (A)

Home Runs Allowed


3, 6/6/17 vs. Delmarva (A)

Walks

4, 7/19/18 vs. Daytona (A+)

CAREER PITCHING STATS

YEAR	TEAM	LG	APP	LVL	ORG	W-L	ERA	G-GS	CG	SHO	SV-SVO	IP	H	R	ER	HR	HB	BB-IBB	SO	WHIP	AVG	AB
2016	Bristol	APP	R+	PIT	0-1	4.67	6-6	0	0	0-0	17.1	18	12	9	2	0	7-0	14	1.44	.277	65	
2017	WV Power	SAL	A	PIT	2-3	7.76	29-7	0	0	0-2	58.0	67	54	50	9	6	34-0	55	1.74	.289	232	
2018	WV Power	SAL	A	PIT	3-2	2.86	19-1	0	0	1-3	28.1	21	9	9	1	4	9-0	36	1.06	.208	101	
2018	Bradenton	FSL	A+	PIT	1-2	7.59	17-0	0	0	3-4	21.1	26	20	18	2	2	19-0	18	2.11	.302	86	
2019	Bradenton	FSL	A+	PIT	0-0	1.17	7-0	0	0	2-2	7.2	4	1	1	0	0	6-0	8	1.30	.143	28	
2019	Altoona	EAS	AA	PIT	5-1	1.77	31-0	0	0	2-4	45.2	31	10	9	1	6	16-1	42	1.03	.191	162	
2019	Indianapolis	INT	AAA	PIT	0-1	7.50	3-0	0	0	0-1	6.0	11	5	5	1	1	2-0	5	2.17	.393	28	
2020	Pittsburgh	NL	MLB	PIT	0-0	4.50	5-0	0	0	0-0	4.0	3	2	2	0	0	1-0	4	1.00	.200	15	
2021																						
Major League Totals						0-0	4.50	5-0	0	DID NOT PLAY – INJURY							0	1-0	4	1.00	200	15
Triple-A Totals						0-1	7.50	3-0	0	0	0-1	6.0	11	5	5	1	1	2-0	5	2.17	.393	28
Minor League Totals						11-10	4.50	108-14	0	0	8-16	184.1	178	111	101	16	19	93-1	178	1.47	.254	702



BRENDT CITTA

Born: 7/12/96 in Mountain View, Calif.

MLB Debut: N/A

Height/Weight: 6-2/215

Twitter: @Bcitta10

Opening Day Age: 25

ML Service: 0.000

Bats/Throws: R/R

Instagram: @brendtcitta

UTIL

BA PROSPECT RANKINGS

MLB:

Org:

Tools:

TRANSACTIONS

Selected by PIT (38th round, 1,134th overall) in the 2018 First-Year Player Draft.

CAREER SUMMARY

2021

- Spent the entire season with Double-A Altoona and hit .294 (47-for-160) with 13 extra-base hits and 23 RBI in 47 games.
- Went on a career-high eight-game hitting streak from 5/14-27; hit .433 (13-for-30) with five extra-base hits and a 1.169 OPS during that stretch.
- Recorded a career-high four-hit game on 5/26 vs. Erie.
- Hit .348 (16-for-46) with a .931 OPS in 14 May games for his best month of the season.
- Hit safely in 13-of-14 games with a career-high tying eight-game hitting streak from 6/5-24; hit .302 (16-for-53) with eight RBI in that stretch.
- Placed on the 7-day injured list on 7/6 and was reinstated on 7/23.
- Appeared in eight games before returning to the injured list on 8/6 for the remainder of the season.
- Hit .305 (25-for-82) with seven extra-base hits in 24 home games.
- Went 2-for-5 with the bases loaded and hit .368 (7-for-19) with runners in scoring position and two outs.
- Made 33 starts as the Curve's designated hitter; compiled a perfect fielding percentage in 67.0 innings (eight games) at first base.

2019

- Began the season with Rookie-Advanced Bristol and hit .262 (17-for-65) with an .831 OPS in 18 games.
- Hit safely in seven consecutive games with a .300 average (9-for-30) from 6/21-28.
- Promoted to Short-Season A West Virginia on 7/9 and hit .294 (32-for-109) with 11 extra-base hits in 32 games.
- Recorded six multi-hit games with a .313 batting average (20-for-64) in August for his best month of the season.
- Hit .320 (32-for-100) in 29 night games with West Virginia; did not record a hit in three day games.
- Hit .345 (29-for-84) vs. right-handed pitchers; went just 3-for-24 (.120) vs. left-handed pitchers.
- Recorded a .455 batting average (5-for-11) with runners in scoring position and two outs.

2018

- Spent the entire season with Bristol and hit .250 (39-for-156) in 44 games.
- Hit safely in eight-of-nine games to begin the season; hit .333 (11-for-33) with five doubles and nine RBI.
- Went 3-for-4 with a double, home run and career-high four RBI on 8/12 (1) at Johnson City.
- Hit safely in seven consecutive games from 8/16-23 with a .320 batting average (8-for-25).
- Registered a .306 batting average (11-for-36) while leading off in 30 games.
- Hit .333 (10-for-30) and had 12 RBI with runners in scoring position and two outs.

PERSONAL

- Brendt Angelo Citta.
- Hit .322 with 17 doubles, one triple, four home runs and 34 RBI in 55 games with the University of Kansas in 2018.

SINGLE-GAME HIGHS/MISCELLANEOUS

Hits	Home Runs	Grand Slams	Runs	Walks
4, 5/26/21 vs. Erie (AA)	1 (7x), MR: 8/1/21 vs. Harrisburg (AA)	N/A	3 (3x), MR: 8/7/19 @ Mahoning Valley (A-)	2 (9x), MR: 6/5/21 @ Richmond (AA)
Hit Streak	RBI	Multi-homer Games	Stolen Bases	Strikeouts
8 (2x), MR: 6/5-16/21 (AA)	4, 8/12/18 (1) @ Johnson City (R+)	N/A	1 (4x), MR: 8/16/19 @ Batavia (A-)	3 (2x), MR: 7/7/19 vs. Pulaski (R+)

CAREER BATTING STATS

YEAR	TEAM	LG	LVL	ORG	AVG	G	AB	R	H	2B	3B	HR	RBI	BB	IBB	SO	SB	CS	OBP	SLG	OPS	HBP	SAC	SF	GDP
2018	Bristol	APP	R+	PIT	.250	44	156	19	39	12	1	2	27	22	0	33	1	4	.370	.378	.748	10	0	4	4
2019	Bristol	APP	R+	PIT	.262	18	65	14	17	4	1	2	15	11	0	16	2	1	.385	.446	.831	2	0	0	1
2019	WV Black Bears	NYP	A-	PIT	.294	32	109	15	32	8	2	1	16	8	0	22	1	1	.361	.431	.792	4	0	1	2
2020																									
2021	Altoona	NE	AA	PIT	.294	47	160	16	47	9	2	2	23	10	1	36	0	1	.347	.413	.760	3	0	0	9
	Minor League Totals				.276	203	490	64	135	33	6	7	81	51	1	107	4	7	.363	.410	.773	19	0	5	16



ROANSY CONTRERAS

RHP

Born: 11/7/99 in Yamasá, D.R.

MLB Debut: 9/29/21 (PIT) vs. CHC

Height/Weight: 6-0/205

Twitter: @ContrerasRoansy

Acquired: Trade (NYY) on 1/24/21 with INF Maikol Escotto, OF Canean Smith-Njigba and RHP Miguel Yajure in exchange for RHP Jameson Taillon

2022 *Baseball America* Ranking (PIT / RHP / Tools / MiLB): No. 4 / No. 19 / Best Fastball / No. 80

2022 MLB Pipeline Ranking (PIT / Tools / MiLB): No. 5 / Slider 55, Changeup 55 / No. 71

Opening Day Age: 22

ML Service: 0.005

Bats/Throws: R/R

Instagram: @rcontreras07

BA PROSPECT RANKINGS

MiLB: #80 ('22)

Org: PIT – #4 ('22), #13 ('21); NYY – #8 ('20), #7 ('19)

Tools: PIT – Best Fastball ('22)

TRANSACTIONS

- Signed by NYY as a non-drafted free agent on **July 2, 2016**.
- Had his contract first selected by NYY on **Nov. 20, 2020**.
- Traded to PIT from NYY on **Jan. 24, 2021** with INF Maikol Escotto, OF Canean Smith-Njigba and RHP Miguel Yajure in exchange for RHP Jameson Taillon.

AWARDS & HONORS

AFI Pitcher of the Week (11/6/21)

Futures Game Selection (2021)

AA-NE Pitcher of the Week (5/24/21)

SAL Pitcher of the Week (9/2/19)

CAREER SUMMARY

2021

- Began the season with Double-A Altoona and fanned a career-high 11 batters in each of his first two starts.
- Tossed 6.0 no-hit innings with two walks and 11 strikeouts on 5/11 to earn the win at Binghamton; was removed from the game after throwing 70 pitches.
- Was named the AA-NE Pitcher of the Week on 5/24 after recording his third consecutive scoreless start to begin the season on 5/18 at Harrisburg; went 2-0 with seven hits allowed, three walks and 28 strikeouts in 17.2 innings at that stretch.
- Fanned 10 batters in a career-high tying 7.0 innings on 6/15 at Erie but took a no-decision.
- Went 3-1 with a 2.00 ERA (10er/45.0ip), 0.84 WHIP and .178 average against (29-for-163) through his first eight starts of the season.
- Exited his 630 start at Hartford after throwing just 1.0 inning; was placed on the 7-day injured list on 7/6 with a right forearm muscle strain.
- Was selected to the National League Futures team but did not play due to his injury.
- Activated from the injured list on 9/1 and tossed 8.1 total innings across three starts with Altoona.
- Held Double-A right-handed batters to a .132 batting average (14-for-106) with just three extra-base hits.
- Did not allow a hit in three bases-loaded situations; held batters to a .185 batting average (12-for-65) with runners on and .135 (5-for-37) with runners in scoring position.
- Promoted to Indianapolis on 9/20 and made his Triple-A debut on 9/22 at Omaha; allowed one run and struck out six over 3.2 innings.
- Recalled by Pittsburgh on 9/29 and made his major league debut that day vs. Chicago (NL); struck out Ian Happ swinging for his first of four strikeouts in 3.0 innings.
- Played for Peoria of the Arizona Fall League and went 2-1 with a 3.21 ERA (5er/14.0ip) and 18 strikeouts in five starts; was named the AFI Pitcher of the Week on 11/6.

2019

- Spent the entire season with Single-A Charleston and went 12-5 with a 3.33 ERA (49er/132.1ip), 113 strikeouts, 1.07 WHIP and .215 average against (105-for-488) in 24 starts.
- Led the South Atlantic League in wins and WHIP; also ranked among league leaders in average against (2nd), win percentage (2nd, .706), innings pitched (4th) and ERA (5th).
- Allowed a career-high seven earned runs on six hits in 2.1 innings on 5/13 at Hickory.
- Tossed a career-high tying 7.0 scoreless innings on 6/8 vs. Asheville.
- Surrendered a home run for his only baserunner allowed in 7.0 innings on 8/14 vs. Columbia; also fanned a season-high 10 batters.

- Earned the win in five consecutive outings from 8/8-9/1 as part of a career-high six-game winning streak; registered a 1.16 ERA (4er/31.0ip) with 32 strikeouts, 0.33 WHIP and .125 average against during those five starts.
- Named the SAL Pitcher of the Week on 9/3 after tossing 6.0 one-hit innings with one walk and eight strikeouts on 9/1 vs. Greenville, his final start of the season.

2018

- Split the season between Short-Season A Staten Island and Charleston; went 0-2 with a 2.42 ERA (17er/63.1ip) and 60 strikeouts in 12 starts combined.
- Struck out 10 batters in 6.0 two-hit innings on 6/24 vs. Tri-City for the first double-digit strikeout game of his career.
- Tossed a career-high 7.0 one-run innings with eight strikeouts on 7/16 vs. West Virginia; was promoted to Charleston on 7/21.
- Took the loss in his first Single-A start on 7/23 vs. Augusta despite recording a quality start (6.0ip, 2h, 1r, 4k).
- Allowed just two hits over 6.0 shutout innings on 8/31 vs. West Virginia, his final start of the season.

2017

- Split the season between DSL Yankees and GCL Yankees East; went 4-4 with a 4.02 ERA (24er/53.2ip) with 34 strikeouts in 14 games (11 starts).
- Took the loss in his professional debut on 6/7 at DSL Phillies Red (4.0ip, 7h, 5r, 2er, 1bb, 1k).
- Surrendered a career-high nine hits on 7/15 at GCL Pirates.
- Earned his first professional win on 7/20 at GCL Yankees West (4.2ip, 8h, 4r, 3er, 1hr, 1bb, 1bb, 2k); was the most innings thrown in a relief outing in his career.
- Went 2-0 with a 2.89 ERA (3er/9.1ip) in three relief appearances, the only outings out of the bullpen in his career; went 2-1 with a 4.84 ERA (12er/22.1ip) as a starter.

PERSONAL

- Roansy Contreras ("roh-AHN-see").
- Was rated by *Baseball America* as the top pitching prospect in the Dominican Republic for the 2016 international signing period.
- Lists Alex Rodriguez as his favorite athlete while growing up in the Dominican Republic.

SINGLE-GAME HIGHS/MISCELLANEOUS

Complete Games

N/A

Winning Streak

6, 7/25-9/1/19 (A)

Hits Allowed

9 (2x), MR: 6/14/19 vs. Greenville (A)

Strikeouts

11 (2x), MR: 5/11/21 @ Binghamton (AA)

Shutouts

N/A

Losing Streak

3, 6/7-26/17 (R)

Earned Runs Allowed

7, 5/13/19 @ Hickory (A)

10+ Strikeout Games

5, MR: 6/15/21 @ Erie (AA)

Innings (Start)

7.0 (6x), MR: 6/15/21 @ Erie (AA)

Innings (Relief)

4.2, 7/20/17 @ GCL Yankees West (R)

Home Runs Allowed

2 (2x), MR: 7/5/19 @ Greenville (A)

Walks

4, 6/14/19 vs. Greenville (A)

CAREER PITCHING STATS

YEAR	TEAM	LG	LVL	ORG	W-L	ERA	G-6S	CG	SHO	SV-SVO	IP	H	R	ER	HR	HB	BB-IBB	SO	WHIP	AVG	AB
2017	DSL Yankees	DSL	R	NYG	0-3	3.68	6-6	0	0	0-0	22.0	25	15	9	2	0	5-0	17	1.36	.278	90
2017	GCL Yankees E	GCL	R	NYG	4-1	4.26	8-5	0	0	0-0	31.2	35	22	15	2	3	1-0	17	1.43	.276	127
2018	Staten Island NYG	A	NYG	0-0	1.26	5-5	0	0	0	0-0	28.2	15	5	4	1	1	9-0	32	0.84	.158	95
2018	Charleston SAL	A	NYG	0-2	3.38	7-7	0	0	0	0-0	34.2	29	14	13	4	1	12-0	28	1.18	.225	129
2019	Charleston SAL	A	NYG	12-5	3.33	24-24	0	0	0	0-0	132.1	105	55	49	10	4	36-0	113	1.07	.215	488
2020											DID NOT PLAY										
2021	Altoona	NE	AAA	PIT	3-2	2.65	12-12	0	0	0-0	54.1	37	21	16	5	3	12-0	76	0.90	.185	200
2021	Indianapolis E	AAA	PIT		0-0	2.45	1-1	0	0	0-0	3.2	4	1	1	0	0	1-0	6	1.36	.267	15
2021	Pittsburgh NL	MLB	PIT		0-0	0.00	1-1	0	0	0-0	3.0	3	0	0	0	0	1-0	4	1.33	.273	11
	Major League Totals				0-0	0.00	1-1	0	0	0-0	3.0	3	0	0	0	0	1-0	4	1.33	.273	11
	Triple-A Totals				0-0	2.45	1-1	0	0	0-0	3.2	4	1	1	0	0	1-0	6	1.36	.267	15
	Minor League Totals				19-13	3.13	63-60	0	0	0-0	307.1	250	133	107	24	12	87-0	289	1.10	.219	1144



OMAR CRUZ

LHP

Born: 1/26/99 in Hermosillo, Sonora, Mexico

MLB Debut: N/A

Height/Weight: 6-0/200

Twitter: N/A

Acquired: Trade (SD) on 1/19/21 with RHP David Bednar, OF Hudson Head and RHP Drake Fellows in exchange for RHP Joe Musgrove; NYM receives LHP Joey Lucchesi from SD & sends C Endy Rodriguez to PIT

2022 Baseball America Ranking (PIT / Tools): N/A / Best Changeup

Opening Day Age: 23

ML Service: 0.000

Bats/Throws: L/L

Instagram: @omaarcruz

BA PROSPECT RANKINGS

MLB:

Org: PIT – #23 ('21)

Tools: PIT – Best Changeup ('22)

TRANSACTIONS

› Signed by SD as a non-drafted free agent on July 3, 2017.

› Traded to PIT from SD on Jan. 19, 2021 with RHP David Bednar, OF Hudson Head and RHP Drake Fellows as part of a 3-team, 7-player exchange that saw RHP Joe Musgrove sent to SD from PIT, C Endy Rodriguez sent to PIT from NYM and LHP Joey Lucchesi to NYM from SD.

AWARDS & HONORS

MLB.com Organization All-Star (2021)

CAREER SUMMARY

2021

- › Began the season with High-A Greensboro and went 3-3 with a 3.45 ERA (11er/28.2ip) and 38 strikeouts in seven starts.
- › Struck out a career-high tying 10 batters in 4.0 no-hit innings on 5/15 vs. Rome, his second start of the season; was removed from the game after throwing 58 pitches.
- › Took the loss in three of his first four starts of the season, setting a career-high three-game losing streak.
- › Won a career-high three consecutive games in three starts from 6/5-18, compiled a 3.38 ERA (6er/16.0ip), 0.88 WHIP and .164 average against (9-for-55) in that stretch.
- › Promoted to Double-A Altoona on 6/23 and went 3-4 with a 3.44 ERA (27er/70.2ip) and 60 strikeouts in 14 starts.
- › Compiled a 1.77 ERA (4er/20.1ip) with 18 strikeouts in his first four Double-A starts.
- › Surrendered a career-high tying five earned runs on a career-high 10 hits on 8/21 vs. Somerset (5.0ip).
- › Went 2-0 with a combined four earned runs allowed and 17 strikeouts in four career-high 6.0-inning outings.
- › Gave up six hits in 10 bases-loaded situations with Altoona.
- › Ranked among Pirates minor leaguers in average against (2nd, .235), WHIP (2nd, 1.24), ERA (3rd, 3.44), games started (T-3rd, 21) and innings pitched (5th, 99.1).

2019

- › Made two starts with Short-Season A Tri-City before being promoted to Single-A Fort Wayne on 6/28; went 2-3 with a 2.73 ERA (17er/56.0) and 76 strikeouts in 12 starts combined.
- › Fanned a career-high tying 10 batters with just one hit allowed in 4.0 innings on 6/23 at Eugene.
- › Struck out 10 batters for the third time in his career on 7/12 at Burlington while earning his first win of the season (5.2ip, 3h, 1r, 1er, 1bb).
- › Placed on the 7-day injured list on 7/30 and was reinstated on 8/7.
- › Set a career high with 6.0 innings pitched on 8/14 at Lancaster (3h, 1r, 0r, 0bb, 7k).
- › Compiled a 0.44 ERA (1er/20.2ip), 26 strikeouts, 0.73 WHIP and .183 average against (13-for-71) in four August starts.

2018

- › Began the season with AZL Padres 1 and went 0-1 with a 1.80 ERA (4er/20.0ip) and 30 strikeouts in five starts.
- › Made his professional debut on 6/19 at AZL Padres 2 and surrendered one unearned run with five strikeouts in 4.0 innings.
- › Fanned a career-high 10 batters while surrendering just one hit in 4.0 innings on 6/25 at AZL Dodgers.
- › Promoted to Tri-City on 7/16 and went 1-0 with a 2.01 ERA (5er/22.1ip) and 29 strikeouts in six games (five starts).
- › Earned his first professional win on 7/20 vs. Eugene (5.0ip, 3h, 0r, 6k).
- › Surrendered just one run over his first five starts (21.1ip) with Tri-City.
- › Made his only career relief appearance on 8/22 vs. Vancouver and surrendered four earned runs on one hit and a career-high tying five walks in 1.0 inning.

PERSONAL

- › Omar Alejandro Cruz.

SINGLE-GAME HIGHS/MISCELLANEOUS

Complete Games

N/A

Winning Streak

3, 6/5-18/21 (A+)

Hits Allowed

10, 8/21/21 vs. Somerset (AA)

Strikeouts

10 (4x), MR: 5/15/21 vs. Rome (A+)

Shutouts

N/A

Losing Streak

3, 5/8-29/21 (A+)

Earned Runs Allowed

5 (2x), MR: 8/21/21 vs. Somerset (AA)

10+ Strikeout Games

4, MR: 5/15/21 vs. Rome (A+)

Innings (Start)

6.0 (5x), MR: 8/10/21 @ Erie (AA)

Innings (Relief)

1.0, 8/22/18 vs. Vancouver (A-)

Home Runs Allowed


2 (2x), MR: 8/21/21 vs. Somerset (AA)

Walks

5 (3x), MR: 5/8/21 vs. Hickory (A+)

CAREER PITCHING STATS

YEAR	TEAM	LG	LVL	ORG	W-L	ERA	G-6S	CG	SHO	SV-SVO	IP	H	R	ER	HR	HB	BB-IBB	SO	WHIP	AVG	AB
2018	AZL Padres 1	AZL	R	SD	0-1	1.80	5-5	0	0	0-0	20.0	18	8	4	0	4	6-0	30	1.20	.231	78
2018	Tri-City	NWL	A-	SD	1-0	2.01	6-5	0	0	0-0	22.1	16	5	5	0	2	16-0	29	1.43	.211	76
2019	Tri-City	NWL	A-	SD	0-1	2.57	2-2	0	0	0-0	7.0	4	3	2	0	1	6-0	14	1.43	.167	24
2019	Fort Wayne	MID	A	SD	2-2	2.76	10-10	0	0	0-0	49.0	42	18	15	1	4	13-0	62	1.12	.236	178
2020											DID NOT PLAY										
2021	Greensboro	E	A+	PIT	3-3	3.45	7-7	0	0	0-0	28.2	17	13	11	4	3	14-0	38	1.08	.168	101
2021	Altoona	NE	AA	PIT	3-4	3.44	14-14	0	0	0-0	70.2	70	32	27	6	6	22-0	60	1.30	.260	269
	Minor League Totals				9-11	2.91	44-43	0	0	0-0	197.2	167	79	64	11	20	77-0	233	1.23	.230	726



ONEIL CRUZ

INF

Born: 10/4/98 in Nizao, D.R.

MLB Debut: 10/2/21 (PIT) vs. CIN

Height/Weight: 6-7/220

Twitter: @OneilCruz4

Acquired: Trade (LAD) on 7/31/17 with RHP Angel German in exchange for LHP Tony Watson

2022 Baseball America Ranking (PIT / SS / Tools / MiLB): No. 1 / No. 4 / Best Infield Arm, Best Power Hitter / No. 14

2022 MLB Pipeline Ranking (PIT / SS / Tools / MiLB): No. 3 / No. 9 / Arm 70 / No. 26

Opening Day Age: 23

ML Service: 0.002

Bats/Throws: L/R

Instagram: @oneilcruz_04

BA PROSPECT RANKINGS

MiLB: #14 ('22), #50 ('21), #57 ('20), #79 ('19)
Org: PIT - #1 ('22), #2 ('21), #3 ('20), #3 ('19), #22 ('18); LAD - #27 ('17)
Tools: PIT - Best Infield Arm (2018-22), Best Power Hitter (2019-22), Best Athlete (2020-21)

TRANSACTIONS

- Signed by LAD as a non-drafted free agent on July 2, 2015.
- Traded to PIT from LAD on July 31, 2017 with RHP Angel German in exchange for LHP Tony Watson.
- Had his contract first selected by PIT on Nov. 20, 2019.

AWARDS & HONORS

PIT MiLB Slugger of the Year (2021)

FSL Player of the Month (7/2019)

SAL All-Star (Post, 2018)

MiLB.com Organization All-Star (2021, '19)

SAL Most Outstanding Prospect (2018)

SAL Player of the Month (6/2018)

AA-NE All-Star (Post, 2021)

CAREER SUMMARY

2021

- Began the season with Double-A Altoona and hit .292 (73-for-250) with 15 doubles, five triples (7-2nd in Double-A Northeast), 12 home runs, 40 RBI, 18 stolen bases (7-9th) and .882 OPS.
- Hit safely in 20-of-21 games from 5/26-6/19 with a .369 batting average (31-for-84), six home runs, .411 on-base percentage and 1.113 OPS.
- Went 4-for-5 with a home run and career-high tying four RBI on 6/2 at Richmond; also swiped a career-high three bases.
- Hit three home runs with six RBI in a four-game span from 6/9-12 (2).
- Was shut down from game action on July 1 and was officially placed on the 7-day injured list on 7/6 with a right forearm strain; did not return to Altoona until 8/20.
- Launched 11 home runs in 192 at-bats against right-handed Double-A pitchers; hit just one home run in 58 at-bats vs. lefties but recorded a .328 batting average (19 hits).
- Was promoted to Indianapolis on 9/20 and homered in his Triple-A debut two days later at Omaha.
- Went 4-for-5 with a game-tying two-run home run with one out in the ninth inning on 9/29 vs. Nashville.
- Homered in four consecutive games from 9/24-30 to become the first Indians batter to do so since Adam Boeve in 2008.
- Led all Triple-A East Batters with a .524 batting average (11-for-21), five home runs, a .665 on-base percentage, 1.286 slugging percentage and 1.941 OPS in six games from his Triple-A debut on 9/22 to being recalled by Pittsburgh on 10/2.
- Made his MLB debut on 10/2 vs. Cincinnati as Pittsburgh's starting shortstop and singled off right-hander Tyler Mahle in the fifth inning for his first big-league hit.
- Recorded an 118.2 exit velocity on the second single of his debut, one of the hardest hit balls in play of the 2022 season, four MPH behind Giancarlo Stanton's MLB-leading hardest hit ball.
- His 118.2 exit velocity was also the highest by a rookie in the 2022 season and the 14th highest by a rookie in the Statcast era, following Vladimir Guerrero Jr., Pete Alonso, Aristides Aquino, Daniel Palka and Aaron Judge.
- Hit a two-run home run off Cincinnati's Mychal Givens in the ninth inning on 10/3 for his first big-league homer.

2019

- Began the season with High-A Bradenton and hit .238 (10-for-42) before being placed on the 7-day injured list on 4/28 with a right foot fracture.
- Went 6-for-10 in three rehab appearances with the GCL Pirates before being reinstated on 6/30.
- Was named the Florida State League Player of the Month for July after hitting .326 (29-for-89) with four doubles, a triple, six home runs and 13 RBI from 7/1-28.
- Promoted to Altoona on 7/30 and went 2-for-3 with a pair of doubles at Trenton.

2018

- Homered twice on 4/13 at Hickory for the only multi-home-run game of his career; also recorded a career-high four RBI.
- Hit .351 (20-for-57) during a career-high 14-game hitting streak from 4/27-5/14 (1).
- Opened June by hitting safely in 19-of-20 games with a .407 average (35-for-86).
- Named the South Atlantic League June Player of the Month after hitting .375 (39-for-104) with nine doubles, three triples, three home runs and 19 RBI.
- Had a pair of four-hit games in June with a combined four runs scored, two doubles, two triples and five RBI.
- Named an SAL postseason All-Star and the league's Most Outstanding Prospect following the season.
- Set career highs with 25 doubles, seven triples and 59 RBI.
- Ranked among SAL leaders in average (5th), OPS (5th, .831), triples (T-5th) and slugging percentage (6th, .488).

2017

- Hit his first professional home run on 4/8 at Lansing.
- Raised his average in May by hitting safely in 21-of-24 games with a .292 average (28-for-96), his best month of the season.
- Had a career-high five-hit game on 7/20 at Cedar Rapids.
- Traded to Pittsburgh from Los Angeles (NL) on 7/31 and joined Single-A West Virginia on 8/5.
- Set a new career high after being walked three times on 8/20 at Greenville.
- Hit .300 (9-for-30) at home with the Power vs. .120 (3-for-25) on the road.

2016

- Made his professional debut on 6/4 and went 1-for-4 vs. DSL Diamondbacks 2.
- Went 3-for-5 with three scored at DSL Diamondbacks 2.
- Reached base safely in 21 straight games from 7/25-8/23 (1) while hitting .357 (25-for-70) with 10 extra-base hits.

PERSONAL

- Oneil Cruz, was named after his father's baseball idol, former big leaguer Paul O'Neill.
- His older brother, Homer, is a member of the Chicago (AL) minor league system and his younger brother, Rafael Jr., is a member of Minnesota's minor league system.
- His father, Rafael, played three seasons in the minors for Texas in the mid-80s.
- Tallest position player (6-7) to play for the Pirates and became the tallest shortstop in MLB history when he made his debut on 10/2/21.

SINGLE-GAME HIGHS/MISCELLANEOUS

Hits	Home Runs	Grand Slams	Runs	Walks
5, 7/20/17 @ Cedar Rapids (A)	2, 4/13/18 @ Hickory (A)	N/A	4 (2x), MR: 9/26/21 @ Omaha (AAA)	3 (5x), MR: 9/30/21 vs. Nashville (AAA)
Hit Streak	RBI	Multi-homer Games	Stolen Bases	Strikeouts
14, 4/27-5/14 (11/18) (A)	4 (2x), MR: 6/2/21 @ Richmond (AA)	1, 4/13/18 @ Hickory (A)	3, 6/2/21 @ Richmond (AA)	6, 7/4/17 @ South Bend (A)

CAREER BATTING STATS

YEAR	TEAM	LG	LVL	ORG	AVG	G	AB	R	H	2B	3B	HR	RBI	BB	IBB	SO	SB	CS	OBP	SLG	OPS	HBP	SAC	SF	GIDP			
2016	DSL Dodgers 1	DSL	R	LAD	.294	55	187	28	55	18	5	0	23	22	0	44	11	5	.367	.444	.811	0	0	1	5			
2017	Great Lakes	MiL	A	LAD	.240	89	342	51	82	9	1	8	36	28	1	110	8	7	.293	.342	.635	0	0	5	5			
2017	WV Power	SAL	A	PIT	.218	16	55	9	12	2	1	2	8	8	0	22	0	0	.317	.400	.717	0	0	0	1			
2018	WV Power	SAL	A	PIT	.286	103	402	66	115	25	7	14	59	34	2	100	11	5	.343	.488	.831	3	0	4	7			
2019	Bradenton	FSL	A+	PIT	.301	35	136	21	41	6	1	7	16	8	1	38	7	3	.345	.515	.860	1	0	0	0			
2019	GCL Pirates	GCL	R	PIT	.600	3	10	0	6	1	0	0	1	1	0	1	1	0	.636	.700	1.336	0	0	0	0			
2019	Altoona	EAS	AA	PIT	.269	35	119	14	32	8	3	1	17	15	1	35	3	1	.346	.412	.757	0	0	2	1			
2020					DID NOT PLAY – PITTSBURGH'S ALTERNATE TRAINING SITE																							
2021	Altoona	NE	AA	PIT	.292	62	250	51	73	15	5	12	40	20	0	64	18	3	.346	.536	.882	1	0	1	3			
2021	Indianapolis	E	AAA	PIT	.524	6	21	11	11	1	0	5	7	8	0	5	1	0	.655	1.286	1.941	0	0	0	0			
2021	PITTSBURGH	MLB			.333	2	9	2	3	0	0	1	3	0	0	4	0	0	.333	.667	1.000	0	0	0	0			
	Major League Totals				.333	2	9	2	3	0	0	1	3	0	0	4	0	0	.333	.667	1.000	0	0	0	0			
	Triple-A Totals				.524	6	21	11	11	1	0	5	7	8	0	5	1	0	.655	1.286	1.941	0	0	0	0			
	Minor League Totals				.281	404	1522	250	427	85	23	49	207	144	5	419	60	24	.342	.463	.805	5	0	13	22			



TAYLOR DAVIS

C

Born: 11/28/89 in Tampa, Fla.
MLB Debut: 9/8/17 (CHC) vs. MIL
Height/Weight: 5-10/200
Twitter: @Beanz_ID

Opening Day Age: 32
ML Service: 0.113
Bats/Throws: R/R
Instagram: @beanz_td

Acquired: Signed by PIT as a minor league free agent on 3/11/22
2022 Baseball America Ranking (PIT): N/A
2022 MLB Pipeline Ranking (PIT): N/A

TRANSACTIONS

- Selected by FLA (49th round, 1,456th overall) in the 2008 First-Year Player Draft, but did not sign.
- Signed by CHC as a non-drafted free agent on **July 23, 2011**.
- Had his contract first selected by CHC on **Sept. 5, 2017**.
- Elected free agency on **Dec. 1, 2017**.
- Signed by CHC as a minor league free agent on **Dec. 16, 2017**.
- Elected free agency on **Nov. 4, 2019**.
- Signed by BAL as a minor league free agent on **Jan. 28, 2020**.
- Traded to PIT from BAL on **June 15, 2021** in exchange for CF Jose Berroa.
- Released by PIT on **Nov. 16, 2021**.
- Signed by PIT as a minor league free agent on **March 11, 2022**.

CAREER SUMMARY

2021

- Began the season with Triple-A Norfolk and hit .289 (11-for-38) in 12 games before being traded to Pittsburgh in exchange for outfielder Jose Berroa on 6/15.
- Spent most of the season as Indianapolis' backup catcher and appeared in 40 games, hitting .235 (28-for-119) with three doubles, two home runs, 17 walks and only 16 strikeouts.
- Pitched 1.0 inning on 7/27 at St. Paul and gave up three runs on four hits.
- Hit both of his home runs against Louisville, on 8/25 and 9/7.
- Posted a .994 fielding percentage (two errors, 325 total chances) in 322.2 innings at catcher for Indianapolis; also threw out 33.3 percent of would-be basestealers.
- Hit .319 (15-for-47) with four extra-base hits and 21 RBI with runners in scoring position between Indy and Norfolk.
- Had his contract selected by Pittsburgh on 9/20 and went 2-for-5 with one RBI in two games.

2019

- Spent the majority of the season with Triple-A Iowa and hit .235 (48-for-204) with nine extra-base hits and 23 RBI in 61 games.
- Also appeared in seven games with Chicago (NL) and went 3-for-18.
- Launched a game-tying grand slam off right-hander Michael Wacha for his first MLB home run on 5/4 vs. St. Louis; became the seventh player in MLB history, and the first Cub, to hit a game-tying grand slam for his first career home run.
- Was also the first Cubs position player to hit a grand slam as his first career homer since former Indians outfielder Champ Summers on 8/23/75 vs. Houston.

2018

- Spent the entire minor league season with Iowa before having his contract selected by Chicago (NL) in September; hit .275 (98-for-356) in 107 Triple-A games and .400 (2-for-5) in five MLB games.
- Went 4-for-5 with one double and a career-high six RBI on 5/25 vs. New Orleans.

2017

- Spent the entire minor league season with Iowa and hit .297 (106-for-357) with 27 doubles, six home runs and a team-high 62 RBI in 102 games.
- Reached base safely in 18 consecutive games from 4/6-5/1 to begin the season.
- Recorded a career-high tying 10-game hitting streak from 4/17-5/1 with a .351 batting average (13-for-37).

2016

- Had his contract selected by Chicago (NL) on 9/5 and made his MLB debut as a pinch hitter on 9/8 vs. Milwaukee (0-for-1, 1k).
- Made his first start at catcher and singled off Seth Lugo for his first MLB hit on 9/14 vs. New York (NL).

2015

- Split the season between Tennessee and Iowa, hitting .311 (103-for-331) with an .844 OPS in 104 games while ranking among organizational leaders in doubles (T-5th, 26) and extra-base hits (T-7th, 37).
- Missed the qualifying mark, but would have ranked among organizational leaders in slugging percentage (1st, .483), OPS (5th) and average (6th).
- Caught 35.3 percent of baserunners attempting to steal (18-of-51).

2014-11

- Launched his first career home run, a grand slam, on 4/29/12 at Fort Wayne.
- Made his professional debut on 7/24/11 vs. AZL Indians and went 1-for-3 with an RBI and a walk.
- Set a career high with four hits as the designated hitter on 7/29/11 at AZL Reds; recorded one double and two RBI in the outing.

PERSONAL


- Taylor M. Davis, wife's name is Amberleigh and has one son, Brooks (2).
- Attended Morehead State (Ky.) University where he was First Team All-Conference after batting .414 during his junior year.
- Finished his college career with 36 home runs and 145 RBI.
- Attended Jupiter (Fla.) High School, where he hit .500 with a school-record 25-game hitting streak during his senior year.
- Named the MVP of the Florida FBCCA All-Star game.

SINGLE-GAME HIGHS/MISCELLANEOUS

Hits	Home Runs	Grand Slams	Runs	Walks
4 (2x), MR: 5/25/18 vs. New Orleans (AAA)	2, 6/25/15 @ Mobile (AA)	3, MR: 5/4/19 vs. St. Louis (NL)	4, 7/29/11 @ AZL Reds (R)	3 (4x), MR: 7/10/21 @ Columbus (AAA)
Hit Streak	RBI	Multi-homer Games	Stolen Bases	Strikeouts
10 (2x), MR: 4/17-3/1/17 (AAA)	6, 5/25/18 vs. New Orleans (AAA)	1, 6/25/15 @ Mobile (AA)	1 (5x), MR: 9/3/16 vs. Colorado Springs (AAA)	3 (3x), MR: 9/28/17 @ St. Louis (NL)

CAREER BATTING STATS

YEAR	TEAM	LG	LVL	ORG	AVG	G	AB	R	H	2B	3B	HR	RBI	BB	IBB	SO	SB	CS	OBP	SLG	OPS	HBP	SAC	SF	GIDP				
2011	AZL Cubs	AZL	R	CHC	.308	11	39	10	12	1	3	0	0	10	5	0	3	0	.391	.487	.878	1	0	1	1				
2012	Peoria	MID	A	CHC	.338	18	65	5	22	4	2	1	12	8	0	8	0	.395	.508	.903	0	0	3	3					
2012	Daytona	FSL	A+	CHC	.223	53	157	15	35	8	0	2	26	21	0	24	3	.315	.312	.627	1	0	5	7					
2013	Daytona	FSL	A+	CHC	.217	28	83	9	18	2	0	2	8	9	0	15	0	.293	.313	.606	0	0	0	2					
2013	Tennessee	SOU	AA	CHC	.158	6	19	1	3	2	0	0	1	0	0	4	0	.158	.263	.421	0	0	0	0					
2014	Tennessee	SOU	AA	CHC	.319	53	138	19	44	11	1	4	29	12	2	14	0	.375	.500	.875	1	0	1	3					
2015	Iowa	PCL	AAA	CHC	.309	83	259	29	80	19	2	4	29	21	0	37	0	.361	.444	.805	0	2	0	13					
2015	Tennessee	SOU	AA	CHC	.319	21	72	11	23	7	0	5	14	5	0	11	0	.364	.625	.989	0	1	0	1					
2016	Tennessee	SOU	AA	CHC	.339	15	56	7	19	3	1	0	10	4	0	6	0	.365	.494	.860	0	0	3	4					
2016	Iowa	PCL	AAA	CHC	.251	67	223	24	56	13	1	2	20	30	0	28	2	.341	.345	.686	1	3	1	12					
2016	Eugene	NWL	A-	CHC	.176	6	17	2	3	0	0	0	0	5	0	2	0	.364	.176	.540	0	0	0	0					
2017	Iowa	PCL	AAA	CHC	.297	102	357	41	106	27	1	6	62	37	0	45	3	.357	.429	.786	1	3	8	14					
2017	CHICAGO	NL	MLB	CHC	.231	8	13	1	3	1	0	0	1	0	0	4	0	.231	.308	.539	0	0	0	0					
2018	Iowa	PCL	AAA	CHC	.275	107	356	38	98	18	0	4	41	40	1	57	0	.248	.360	.708	1	8	3	16					
2018	CHICAGO	NL	MLB	CHC	.400	2	5	0	2	0	0	0	2	0	0	1	0	.333	.400	.733	0	0	1	0					
2019	Iowa	PCL	AAA	CHC	.235	61	204	21	48	4	0	5	23	31	1	38	0	.338	.328	.666	1	4	1	10					
2019	CHICAGO	NL	MLB	CHC	.167	7	18	2	3	0	0	1	4	2	0	4	0	.250	.333	.583	0	0	0	0					
2020									DID NOT PLAY - BALTIMORE'S ALTERNATE TRAINING SITE																				
2021	Norfolk	E	AAA	PIT	.289	12	38	6	11	3	0	0	5	5	0	5	0	.372	.368	.740	0	0	0	1					
2021	Indianapolis	E	AAA	PIT	.235	40	119	16	28	3	0	2	17	17	2	16	0	.336	.311	.647	1	0	0	7					
2021	PITTSBURGH	NL	MLB	PIT	.400	2	5	0	2	0	0	0	0	0	0	0	0	.500	.400	.900	0	0	0	0					
	Major League Totals				.244	22	41	3	10	1	0	1	7	3	0	9	0	.289	.341	.630	0	0	1	0					
	Triple-A Totals				.274	472	1556	175	427	87	4	23	197	181	4	226	2	.348	.380	.729	5	20	13	73					
	Minor League Totals				.275	683	2202	254	606	125	11	37	307	250	6	313	5	.349	.392	.740	8	21	23	94					



CHASE DE JONG

RHP

Born: 12/29/93 in Long Beach, Calif.
MLB Debut: 4/5/17 (SEA) @ HOU
Height/Weight: 6-4/230
Twitter: @ChaseDeJong

Opening Day Age: 28
ML Service: 1.065
Bats/Throws: L/R
Instagram: @chasedejong

Acquired: Signed by PIT as a minor league free agent on 3/20/22
2022 Baseball America Ranking (PIT): N/A
2022 MLB Pipeline Ranking (PIT): N/A

BA PROSPECT RANKINGS

MLB:
 Org: SEA - #16 ('18); LAD - #25 ('17), #16 ('16); TOR - #17 ('15), #11 ('14), #22 ('13)
Tools:

AWARDS & HONORS

TEX Pitcher of the Week (7/30/18, 7/25/16)
TEX All-Star (Mid, 2018; Mid/Post, 2016)
Baseball America Double-A All-Star (2016)
TEX Pitcher of the Year (2016)
CAL Pitcher of the Week (7/27/15)

TRANSACTIONS

- Selected by TOR (2nd round, 81st overall) in the 2012 First-Year Player Draft.
- Traded to LAD from TOR on **July 2, 2015** with 2B Tim Lincecum for three international bonus slots.
- Had his contract first selected by LAD on **Nov. 18, 2016**.
- Traded to SEA from LAD on **March 1, 2017** in exchange for RHP Aneury Zabala and SS Drew Jackson.
- Traded to MIN from SEA on **July 30, 2018** with 1B Ryan Castelli in exchange for LHP Zach Duke and cash.
- Released by MIN on **July 12, 2019**; Signed by HOU as a minor league free agent on **Aug. 6, 2020**.
- Elected free agency on **Oct. 30, 2020**; Signed by PIT as a minor league free agent on **Dec. 15, 2021**.
- Elected free agency on **Nov. 7, 2021**; Signed by PIT as a minor league free agent on **March 20, 2022**.

CAREER SUMMARY

- Began the season as Indianapolis' Opening Day starter and fanned a career-high tying 10 batters in 6.0 shutout innings to earn the win on 5/4 at Iowa.
- Had his contract selected by Pittsburgh on 5/30 and tossed 5.0 innings in seven of his nine starts.
- Placed on the 10-day injured list with left knee inflammation on 7/20; transferred to the 60-day IL on 8/4 and did not appear for the remainder of the season.
- Began the season in independent ball before being signed by Houston on 8/6; was at the Astros Alternate Training Site and had his contract selected on 8/23.
- Appeared in three games (two starts) for Houston and went 0-1 with a 14.73 ERA (12er/7.1ip) and .375 average against (12-for-32) in three different MLB stints.
- Allowed multiple runs in each of his three outings.
- Struck out a season-high six batters on 9/27 at Texas but took the loss after allowing six runs on six hits (3.2ip).
- Earned a September callup and earned his first MLB win on 9/28 (2) vs. Chicago (AL) (6.0ip, 4h, 2r, 2er, 1bb, 4k).
- Made his major league debut on 4/5 at Houston and took the loss in a relief outing (0.2ip, 2h, 3r, 3er, 1hr, 1bb, 0k).
- Caught Oakland's Jaff Decker looking on 4/22 for his first MLB strikeout.
- Made seven MLB appearances (four starts) over the course of the season while toggling between Seattle and Triple-A Tacoma.
- Spent most of the season with Double-A Tulsa; made one Triple-A start on 9/4 at Omaha and earned the win (5.1ip, 6h, 1r, 1er, 1bb, 8k).
- Went 7-1 with a 1.52 ERA (10er/59.1ip) and .170 average against (35-for-206) in May and June.
- Was named the TEX Pitcher of the Year after leading the league with 14 wins and ranking second with a 2.86 ERA (45er/141.2ip).

2021

2017

2016

2019

2015-15

2018

PERSONAL

- Began the season with Double-A Arkansas and tossed 12 quality starts.
- Was named as a Texas League midseason All-Star for the second time in his career.
- Named the TEX Pitcher of the Week on 7/30 after back-to-back 7.0-inning starts and 15 strikeouts.
- Was traded to Minnesota on 7/30 with INF Ryan Castello in exchange for former Indians pitcher Zach Duke and was assigned to Rochester.
- Split time between the Rochester bullpen and starting rotation; set a career high with 7.0 relief innings pitched to take the win on 8/18 at Toledo.
- Chase Louis De Jong (pronounced "de-YOUNG"), wife's name is Christina and has one son, Clayton (1).
- Is a 2012 graduate of Woodrow Wilson (Long Beach, Calif.) High School.
- His Pony League team traveled to Washington, Pa., in 2008 and won the Pony League World Series.
- Was committed to the University of Southern California before signing with the Blue Jays.
- His father-in-law is Bernhard Langer, a two-time Masters Champion (1985 & 1993) and a member of the World Golf Hall of Fame.

SINGLE-GAME HIGHS/MISCELLANEOUS

Complete Games		Winning Streak		Hits Allowed		Strikeouts	
4, MR: 7/22/16 (1) @ Arkansas (AA)		11, 5/18 (1)-8/18/16 (AA)		12, 6/26/17 vs. Las Vegas (AAA)		10 (3x), MR: 5/4/21 @ Iowa (AAA)	
Shutouts		Losing Streak		Earned Runs Allowed		10+ Strikeout Games	
1, 5/18/16 (1) @ Springfield (AA)		6, 5/9-7/18/14 (A)		8 (2x), MR: 7/26/17 @ Colorado Springs (AAA)		3, MR: 5/4/21 @ Iowa (AAA)	
Innings (Start)		Innings (Relief)		Home Runs Allowed		Walks	
9.0, 6/18/15 vs. Bowling Green (A)		7.0, 8/18/18 @ Toledo (AAA)		3 (8x), MR: 7/19/21 @ Arizona (NL)		5 MR: 8/24/15 @ Lancaster (A+)	

CAREER PITCHING STATS

YEAR	TEAM	LG	LVL	ORG	W-L	ERA	G-GS	CG	SHO	SV-SVO	IP	H	R	ER	HR	HB	BB-IBB	SO	WHIP	AVG	AB
2012	GCL Blue Jays	GCL	R+	TOR	1-0	1.50	13-0	0	0	0-0	12.0	7	2	2	0	0	1-0	15	0.67	.171	41
2013	Bluefield	AFL	R+	TOR	2-3	3.05	16-10	0	0	0-0	56.0	58	21	19	7	1	10-0	66	1.21	.261	222
2014	Lansing	MID	A	TOR	4-2	4.32	22-10	0	0	0-0	97.0	113	52	39	12	7	22-0	73	1.33	.290	390
2015	Lansing	MID	A	TOR	7-4	3.13	14-14	1	0	0-0	86.1	75	36	30	9	3	18-1	77	1.08	.321	325
2015	Rancho Dominguez	CAL	A+	LAD	4-3	3.36	11-10	0	0	0-0	50.0	44	27	22	6	1	15-0	52	1.18	.228	193
2016	Tulsa	TEX	AA	LAD	14-5	2.86	25-25	2	1	0-0	141.2	106	51	45	15	3	39-0	125	1.02	.207	511
2016	Oakland	PCL	AAA	LAD	1-0	1.35	7-4	0	0	0-0	45.1	12	4	4	1	0	1-0	6	1.31	.273	22
2017	Seattle	AL	MLB	SEA	0-3	3.57	7-4	0	0	0-1	28.1	31	20	20	5	0	13-0	13	1.55	.282	110
2017	Tacoma	PCL	AAA	SEA	3-6	6.00	15-15	0	0	0-0	84.0	99	61	56	18	4	27-0	61	1.50	.291	340
2017	Arkansas	TEX	AA	SEA	1-2	3.57	5-5	0	0	0-0	28.2	32	20	19	3	3	10-0	18	1.47	.288	111
2018	Arkansas	TEX	AA	SEA	1-2	3.57	21-21	0	0	0-0	120.2	122	60	51	2	2	34-1	89	1.29	.265	460
2018	Rochester	INT	AAA	MIN	2-3	3.20	7-5	0	0	0-0	39.1	37	14	14	2	2	12-0	34	1.25	.277	150
2018	MINNESOTA	AL	MLB	MIN	1-1	3.57	4-4	0	0	0-0	17.2	18	9	7	3	0	6-0	13	1.36	.265	68
2019	MINNESOTA	AL	MLB	MIN	0-0	36.00	1-0	0	0	0-0	1.0	3	1	1	0	0	3-0	0	6.00	.500	6
2019	Rochester	INT	AAA	MIN	0-5	9.73	1-10	0	0	0-0	45.1	12	53	49	16	4	26-0	40	2.00	.360	200
2020	HOUSTON	AL	MLB	HOU	0-1	14.73	3-2	0	0	0-0	7.1	12	12	12	2	1	4-0	9	2.18	.375	32
2021	Indianapolis	E	AAA	PIT	2-0	3.60	4-4	0	0	0-0	20.0	16	8	8	3	1	8-0	28	1.20	.216	74
2021	PITTSBURGH	NL	MLB	PIT	2-4	6.52	9-9	0	0	0-0	43.2	49	28	28	11	1	19-2	39	1.50	.288	175
2021	Major League Totals				2-9	6.52	9-9	0	0	0-0	98.0	113	73	71	22	2	45-2	74	1.81	.298	391
2021	Triple-A Totals				8-14	5.94	40-35	0	0	0-0	194.0	230	137	128	39	11	74-0	161	1.57	.293	786
2021	Minor League Totals				43-43	4.21	158-141	4	1	0-0	786.1	787	413	368	98	37	223-2	676	1.28	.259	3039



JASON DELAY

C

Born: 3/7/95 in Plano, Texas
MLB Debut: N/A
Height/Weight: 5-11/200
Twitter: @jdelay5

Opening Day Age: 27
ML Service: 0.000
Bats/Throws: R/R
Instagram: @jasondelay

Acquired: Selected by PIT in 4th round (118th overall) of the 2017 First-Year Player Draft
2022 Baseball America Ranking (PIT): N/A
2022 MLB Pipeline Ranking (PIT): N/A

AWARDS & HONORS

EAS All-Star (Mid, 2019)

TRANSACTIONS

- Selected by SF (11th round, 335th overall) in the 2016 First-Year Player Draft but did not sign.
- Selected by PIT (4th round, 118th overall) in the 2017 First-Year Player Draft.

CAREER SUMMARY

2021

- Began the season on Indianapolis' Opening Day roster and made his Triple-A debut on 5/13 vs. Toledo.
- Appeared in 13 games with Indy and hit .265 (9-for-34) with two doubles, two home runs and four RBI; he appeared in 11 of those games at catcher and compiled a .989 fielding percentage (one error in 95 total chances).
- Hit .412 (7-for-17) with four extra-base hits in seven games at Victory Field; hit just .118 (2-for-17) in six games on the road.
- Transferred to Double-A Altoona on 6/22 and went just 7-for-60 in 17 games with the Curve.
- Suffered a season-ending left-knee injury and was placed on the 60-day injured list on 8/3.

2019

- Spent the entire season with Altoona and hit .234 (54-for-231) with career highs in doubles (12), home runs (eight) and RBI (37).
- Caught in all 67 of his games played and compiled a career-best .993 fielding percentage while throwing out 23.9 percent of runners.
- Recorded the first four-hit game of his career on 5/4 at Richmond; tied that career high on 5/19 vs. Harrisburg.
- Hit safely in 9-of-10 games from 5/3-19 with a .500 average (19-for-38), six doubles, one triple, four home runs and 14 RBI.
- Was named an Eastern League midseason All-Star.
- Set new career highs with two home runs and five RBI on 8/21 vs. Hartford.

2018

- Spent the entire season with High-A Bradenton and hit .247 (54-for-219) in 67 games.
- Hit .349 (15-for-43) with a monthly-high 11 RBI and two home runs in May.
- Tied a career-high seven-game hitting streak from 5/22-6/7 and slashed .417/.517/.500 with two multi-hit contests.

2017

- Began the season with Rookie-Advanced Bristol and earned his first professional hit in his debut on 6/23 at Johnson City.
- Hit his first professional home run on 7/12 at Johnson City.
- Hit safely in a career-high seven consecutive games from 7/29 (2)-8/10 with a .379 average (11-for-29).
- Was walked twice on 8/19 and 8/26, setting and tying a new career high.
- Scored a career-high two runs on 8/27 vs. Kingsport.
- Promoted to Short-Season A West Virginia on 8/29 and went just 1-for-16 in the final five games of the season.

PERSONAL


- Jason Thomas Delay.
- Played four years at Vanderbilt (Nashville, Tenn.) University and hit .309 (64-for-207) with 18 doubles, two triples, two home runs and 41 RBI in 59 games during his senior year.
- Was teammates with Dansby Swanson, Walker Buehler and Bryan Reynolds at Vanderbilt in 2014.
- Started in a career-high 58 games in 2017, the most by a Vanderbilt catcher since Curt Casali in 2011.
- Became the highest drafted catcher from Vanderbilt since Scotti Madison was selected in the third round of the 1980 draft.
- Was the first Commodore selected by Pittsburgh since Pedro Alvarez since 2008.
- Became the 17th member of the Vanderbilt 2014 College World Series National Championship team to be drafted.
- Is a 2013 graduate of Northview (Johns Creek, Ga.) High School and was named a first-team All-Region player 2011-13 and the Northview Team MVP in 2012.

SINGLE-GAME HIGHS/MISCELLANEOUS

Hits	Home Runs	Grand Slams	Runs	Walks
4 (2x), MR: 5/19/19 vs. Harrisburg (AA)	2, 8/21/19 vs. Hartford (AA)	N/A	2 (8x), MR: 6/26/21 vs. Memphis (AAA)	2 (6x), MR: 6/12/21 @ Nashville (AAA)
Hit Streak	RBI	Multi-homer Games	Stolen Bases	Strikeouts
7 (2x), MR: 5/22-6/7/18 (A+)	5, 8/21/19 vs. Hartford (AA)	1, MR: 8/21/19 vs. Hartford (AA)	1 (3x), MR: 6/26/21 @ Richmond (AA)	3 (9x), MR: 7/13/21 vs. Binghamton (AA)

CAREER BATTING STATS

YEAR	TEAM	LG	LVL	ORG	AVG	G	AB	R	H	2B	3B	HR	RBI	BB	IBB	SO	SB	CS	OBP	SLG	OPS	HBP	SAC	SF	GDP
2017	Bristol	APP	R+	PIT	.252	29	107	13	27	5	0	1	12	13	0	13	0	0	.375	.327	.702	8	0	0	3
2017	WV Black Bears	NYP	A-	PIT	.063	5	16	3	1	1	0	0	0	0	0	2	0	0	.118	.125	.243	1	0	0	0
2018	Bradenton	FSL	A+	PIT	.247	67	219	23	54	4	1	2	21	21	0	51	2	0	.325	.301	.627	5	4	1	6
2019	Altoona	EAS	AA	PIT	.234	67	231	22	54	12	1	8	37	13	1	63	1	0	.286	.398	.684	5	0	3	7
2020	Indianapolis	E	AAA	PIT	.265	13	34	6	9	2	0	2	4	4	0	10	0	0	.342	.500	.842	0	0	0	0
2021	Altoona	NE	AA	PIT	.117	17	60	1	7	2	0	0	3	0	0	23	0	0	.117	.150	.267	0	0	0	2
	Triple-A Totals				.265	13	34	6	9	2	0	2	4	4	0	10	0	0	.342	.500	.842	0	0	0	0
	Minor League Totals				.228	198	667	68	152	26	2	13	77	51	1	162	3	0	.300	.331	.631	19	4	4	18



YERRY DE LOS SANTOS

RHP

Born: 12/12/97 in Samana, D.R.

MLB Debut: N/A

Height/Weight: 6-3/215

Twitter: @LosYerry

Opening Day Age: 24

ML Service: 0.000

Bats/Throws: R/R

Instagram: @yerry_dls_12

Acquired: Signed by PIT as a non-drafted free agent on 7/2/14

2022 Baseball America Ranking (PIT): N/A

2022 MLB Pipeline Ranking (PIT): N/A

AWARDS & HONORS

MLB.com Organization All-Star (2019)

TRANSACTIONS

Signed by PIT as a non-drafted free agent on July 2, 2014.

CAREER SUMMARY

2021

- Began the season with Double-A Altoona and went 3-2 with a 2.04 ERA (4er/17.2ip) with a 0.96 WHIP and 19 strikeouts in 12 appearances.
- Surrendered two earned runs and took the loss in his first appearance of the season; did not allow more than one run in an appearance for the rest of the season.
- Tied a career-high three-game winning streak in five appearances from 5/7-23; surrendered two unearned runs with 10 strikeouts in 8.2 innings during that stretch.
- Fanned a career-high tying five batters on 5/20 at Harrisburg.
- Placed on the 7-day injured list with a right forearm injury on 5/31 and was transferred to the 60-day IL on 6/18.
- Returned from the injured list on 9/9 and surrendered one run in 5.0 innings through 9/18.
- Promoted to Indianapolis on 9/20 and did not allow a run in four appearances (6.0ip).

2019

- Assigned to Single-A Greensboro on 5/4 and went 4-2 with a 1.44 ERA (8er/50.0ip) and 73 strikeouts in 37 relief appearances through the rest of the season.
- Did not allow a run (one hit) in his first six outings (6.2ip).
- Opened the season on a three-game winning streak, the longest of his career; did not suffer a loss until 7/15.
- Earned the first save of his career on 5/15 (2) vs. Delmarva; converted all 13 of his save opportunities.
- Surrendered his first two runs of the season while allowing a career-high two home runs on 5/27 at Hickory (2.0ip).
- Tied a career high with five strikeouts on 7/4 vs. Lakewood (2.1ip).
- Recorded a 0.47 ERA (1er/19.1ip) through the end of the season after allowing a season-high three earned runs in 1.0ip on 7/19 at Augusta.
- Went 1-1 with a 0.64 ERA (1er/14.0ip) and 19 strikeouts in August.
- Did not allow an earned run in 19 home appearances (24.1ip).
- Held right-handed batters to a .170 batting average (19-for-112).
- His 13 saves led Greensboro and tied for third among South Atlantic League leaders.

2018

- Split the season between DSL Pirates 1, GCL Pirates and Rookie-Advanced Bristol and went 0-0 with a combined 2.45 ERA (5er/18.1ip) in 12 relief outings.
- Set a career high with five strikeouts on 8/25 vs. Elizabethton.

2017

- Moved from the starting rotation to the bullpen and made five appearances with DSL Pirates and went 1-0 with a 1.04 ERA (1er/8.2ip).
- Held opposing hitters to a .200 batting average (2-for-10) with runners in scoring position.
- Allowed just one extra-base hit in 31 at-bats.
- Was shut down for the season after his final outing on 7/7 vs. DSL Cubs 1 (1.2ip, 4h, 2r, 0er, 1bb, 1k).

2016

- Missed the entire season after undergoing Tommy John surgery.

2015

- Spent the entire season with DSL Pirates and went 1-5 with a 4.73 ERA (31er/59.0ip) in 14 starts.
- Threw a career-high 5.0 innings in his professional debut on 6/3 at DSL Mets but took a loss.
- Earned his first professional win on 6/9 at DSL Braves (5.0ip, 7h, 2r, 2er, 3k).
- Took losses in four consecutive starts from 7/27-8/13 with a 7.71 ERA (12er/14.0ip).

PERSONAL

- Yerry (pronounced "Yairy") Paulino De Los Santos.
- Lists Yordano Ventura as his favorite baseball player.
- Enjoys playing dominoes and spending time with his family and friends.

SINGLE-GAME HIGHS/MISCELLANEOUS

Complete Games

N/A

Winning Streak

3 (2x), MR: 5/7-23/21 (AA)

Hits Allowed

10, 8/13/15 vs. DSL Braves (R)

Strikeouts

5 (3x), MR: 5/20/21 @ Harrisburg (AA)

Shutouts

N/A

Losing Streak

4, 7/27-8/13/15 (R)

Earned Runs Allowed

6, 6/20/15 @ DSL Yankees 2 (R)

10+ Strikeout Games

N/A

Innings (Start)

5.0 (5x), MR: 8/19/15 vs. DSL Cubs (R)

Innings (Relief)

3.0 (2x), MR: 7/31/18 vs. DSL Red Sox 2 (R)

Home Runs Allowed

2, 5/27/19 @ Hickory (A)

Walks

3 (3x), MR: 8/7/15 @ DSL Red Sox 2 (R)

CAREER PITCHING STATS

YEAR	TEAM	LG	LVL	ORG	W-L	ERA	G-GS	CG	SHO	SV-SVO	IP	H	R	ER	HR	HB	BB-IBB	SO	WHIP	AVG	AB
2015	DSL Pirates	DSL	R	PIT	1-5	4.73	14-14	0	0	0-0	59.0	82	41	31	1	5	17-0	28	1.68	.340	241
2016	DSL Pirates	DSL	R	PIT	1-0	1.04	5-0	0	0	0-0	8.2	7	3	1	0	0	3-0	4	1.15	.226	31
2017	DSL Pirates 1	DSL	R	PIT	0-0	2.89	7-0	0	0	0-1	9.1	7	5	3	0	0	4-0	13	1.18	.200	35
2018	GCL Pirates	GCL	R	PIT	0-0	0.00	2-0	0	0	0-0	3.0	1	0	0	0	0	1-0	1	0.67	.100	10
2018	Bristol	APP	R+	PIT	0-0	3.00	3-0	0	0	0-1	6.0	5	3	2	0	0	3-0	10	1.33	.217	23
2019	Greensboro	SAL	A	PIT	4-2	1.44	37-0	0	0	13-13	50.0	32	9	8	3	5	12-0	73	0.88	.183	175
2020										DID NOT PLAY											
2021	Altoona	NE	AA	PIT	3-2	2.04	12-0	0	0	2-3	17.2	11	6	4	2	4	6-1	19	0.96	.177	62
2021	Indianapolis	E	AAA	PIT	0-0	0.00	4-0	0	0	0-0	6.0	2	0	0	0	0	1-0	6	0.50	.105	19
	Triple-A Totals				0-0	0.00	4-0	0	0	0-0	6.0	2	0	0	0	0	1-0	6	0.50	.105	19
	Minor League Totals				9-9	2.76	84-14	0	0	15-18	159.2	147	67	49	6	14	47-1	154	1.22	.247	596



MATT ECKELMAN

RHP

Born: 10/6/93 in Shawnee, Kan.

MLB Debut: N/A

Height/Weight: 6-3/280

Twitter: N/A

Opening Day Age: 28

ML Service: 0.000

Bats/Throws: R/R

Instagram: @theeckelman

Acquired: Selected by PIT in 21st round (645th overall) of the 2016 First-Year Player Draft

2022 Baseball America Ranking (PIT): N/A

2022 MLB Pipeline Ranking (PIT): N/A

AWARDS & HONORS

MLB.com Organization All-Star (2018)

FSL All-Star (Mid, 2018)

TRANSACTIONS

Selected by PIT (21st round, 645th overall) in the 2016 First-Year Player Draft.

CAREER SUMMARY

2021

- Spent the entire season with Indianapolis and went 3-5 with a 4.91 ERA (36er/66.0ip) in 36 appearances.
- Surrendered a career-high tying five earned runs in 1.1 innings on 6/18 vs. Memphis.
- Tossed a season-high 3.1 innings on 7/27 at St. Paul, tying his career-high longest outing in a relief appearance.
- Earned his first Triple-A win on 8/1 at St. Paul (2.2ip, 5h, 2r, 2er, 1bb, 1k).

2019

- Spent the majority of the season with Double-A Altoona and had a 3.00 ERA (4er/12.0ip) before being promoted to Indianapolis on 5/9.
- Made his Triple-A debut on 5/10 at Lehigh Valley and allowed four runs (three earned) without recording an out; was sent back to Altoona on 5/15.
- Allowed a career-high five earned runs in 1.0 inning pitched on 5/25 to take the loss at Portland.
- Converted eight saves and didn't allow a run in June (11.0ip), holding opponents to a .143 average (5-for-35).
- Went on a 17-game scoreless streak from 6/2-7/17; tossed 18.2 consecutive scoreless innings from 6/2-7/20.
- Promoted back to Indy on 8/29 and allowed one run in 2.1 innings over two outings.
- His 23 saves with Altoona was a career best for a single season, led all Pirates farmhands and ranked second among Eastern League leaders.
- His 48 appearances on the season also led all Pirates minor leaguers.

2018

- Began the season with High-A Bradenton and went 2-0 with a 1.69 ERA (2er/10.2ip) and two saves in April.
- Named a Florida State League midseason All-Star after going 4-0 with a 2.38 ERA (6er/22.2ip) with Bradenton before the break.
- Promoted to Altoona on 6/29 and went 1-1 with 11 saves and a 1.82 ERA (5er/24.2ip) in 23 appearances.
- Converted save opportunities in three straight scoreless appearances from 8/3-11 (1) and held opponents to a .077 average (1-for-13) in those games.
- His 2.05 ERA (11er/48.1ip) combined between Bradenton and Altoona was the lowest single-season ERA of his career.
- Named an MLB.com Organization All-Star following the season.

2017

- Spent the entire season with Single-A West Virginia and went 5-6 with a 4.63 ERA (37er/72.0ip) in 37 games (three starts).
- Took the loss in his season debut on 4/7 (2) vs. Rome after allowing two runs in 1.1 innings.
- Walked a career-high three batters on 4/24 vs. Charleston; also on 8/18 at Greenville.
- Tossed a career-high 3.1 innings in relief on 4/24 vs. Charleston.
- Had a 6.29 ERA (17er/24.1ip) in April-May and a 3.78 ERA (20er/47.2ip) in June-Sept.
- Surrendered a career-high three home runs on 8/18 at Greenville but earned the win.
- Struck out a career-high 63 batters.

2016

- Earned the win in his professional debut on 6/27 vs. Greenville (3.0ip, 1h, 0r, 3k).
- Went 4-0 in his first six appearances (four starts), setting a career-high winning streak.
- Struck out a career-high nine batters in 5.0 scoreless innings on 8/14 (2) vs. Pulaski.
- Threw a career-high 6.0 innings in back-to-back starts on 8/26-31 and allowed a combined one run on seven hits with eight strikeouts.

PERSONAL

- Matthew Scott Eckelman.
- Led St. Louis (Mo.) University in nearly all major pitching categories during his senior year in 2016 while earning second-team All-Atlantic 10 honors.
- Went 9-4 with a team-best 3.12 ERA (35er/101.0ip) and 81 strikeouts in 15 starts in 2016.
- Earned first-team All-Conference honors as St. Louis University's closer in 2014.
- Finished the 2013 season with a 1.64 ERA, 42 strikeouts and 6-1 record; the third-most wins by a freshman in school history.

SINGLE-GAME HIGHS/MISCELLANEOUS

Complete Games

N/A

Winning Streak

4 (2x), MR: 4/19-6/8/18 (A+)

Hits Allowed

7, 8/20/16 vs. Johnson City (R+)

Strikeouts

9, 8/14/16 (2) vs. Pulaski (R+)

Shutouts

N/A

Losing Streak

5, 5/25-8/11/19 (AA)

Earned Runs Allowed

5 (2x), MR: 6/18/21 vs. Memphis (AAA)

10+ Strikeout Games

N/A

Innings (Start)

6.0 (2x), MR: 8/31/16 @ Kingsport (R+)

Innings (Relief)

3.1 (2x), MR: 7/27/21 @ St. Paul (AAA)

Home Runs Allowed

3, 8/18/17 @ Greenville (A)

Walks

3 (5x), MR: 6/5/19 @ Erie (AA)

CAREER PITCHING STATS

YEAR	TEAM	LG	LVL	ORG	W-L	ERA	G-6S	CG	SHO	SV-SVO	IP	H	R	ER	HR	HB	BB-IBB	SO	WHIP	AVG	AB
2016	Bristol	APP	R+	PIT	5-3	2.76	13-11	0	0	0-0	62.0	51	24	19	6	1	9-0	55	0.97	.223	229
2017	WV Power	SAL	A+	PIT	5-6	4.63	37-3	0	0	1-3	72.0	72	40	37	7	3	26-0	63	1.36	.260	277
2018	Bradenton	FSL	A+	PIT	4-0	2.28	17-0	0	0	6-7	23.2	19	6	6	2	1	8-1	27	1.14	.218	87
2018	Altoona	EAS	AA	PIT	1-1	1.82	23-0	0	0	11-13	24.2	18	7	5	1	1	15-2	17	1.34	.207	87
2019	Altoona	EAS	AA	PIT	1-5	3.33	45-1	0	0	23-24	48.2	43	21	18	3	0	25-2	45	1.40	.240	179
2019	Indianapolis	INT	AAA	PIT	0-0	15.43	3-0	0	0	0-0	2.1	10	5	4	0	1	0-0	2	4.29	.625	16
2020										DID NOT PLAY											
2021	Indianapolis	E	AAA	PIT	3-5	4.91	36-0	0	0	0-3	66.0	81	43	36	12	0	14-0	54	1.44	.303	267
	Triple-A Totals				3-5	5.27	39-0	0	0	0-3	68.1	91	48	40	12	1	14-0	56	1.54	.322	283
	Minor League Totals				19-20	3.76	174-15	0	0	41-50	299.1	294	146	125	31	7	97-5	263	1.31	.257	1142



JERAD EICKHOFF

RHP

Born: 7/2/90 in Evansville, Ind.
MLB Debut: 8/21/15 (PHI) @ MIA
Height/Weight: 6-4/245
Twitter: @Eickough19

Opening Day Age: 31
ML Service: 4.065
Bats/Throws: R/R
Instagram: @jeickhoff19

Acquired: Signed by PIT as a minor league free agent on 11/28/21
2022 Baseball America Ranking (PIT): N/A
2022 MLB Pipeline Ranking (PIT): N/A

TRANSACTIONS

- Selected by CHC (46th round, 1390th overall) in the 2010 First-Year Player Draft, but did not sign.
- Selected by TEX (15th round, 474th overall) in the 2011 First-Year Player Draft.
- Had his contract first selected by TEX on **Nov. 20, 2014**.
- Traded to PHI from TEX on **July 31, 2015** with LHP Matt Harrison, C Jorge Alfaro, OF Nick Williams, RHP Alec Asher and RHP Jake Thompson in exchange for LHP Cole Hamels, LHP Jake Diekmann and cash.
- Elected free agency on **Nov. 4, 2019**; Signed by SD as a minor league free agent on **Dec. 27, 2019**.
- Elected free agency on **Aug. 26, 2020**; Signed by TEX as a minor league free agent on **Aug. 30, 2020**.
- Elected free agency on **Nov. 2, 2020**; Signed by NYM as a minor league free agent on **Dec. 21, 2020**.
- Elected free agency on **July 3, 2021**; Signed by NYM as a minor league free agent on **July 3, 2021**.
- Elected free agency on **July 24, 2021**; Signed by NYM as a minor league free agent on **July 25, 2021**.
- Elected free agency on **Oct. 6, 2021**; Signed by PIT as a minor league free agent on **Nov. 28, 2021**.

AWARDS & HONORS

INT Pitcher of the Week (8/10/15)

TEX Pitcher of the Week (5/5/14)

CAREER SUMMARY

2021

- Went on a 15.0-inning scoreless streak across three starts with Triple-A Syracuse from 5/20-30, including two starts of 6.0 shutout innings at Rochester.
- Surrendered just one hit with a season-high nine strikeouts in 6.0 innings on 9/12 at Buffalo.
- Went 7-1 in eight outings of 6.0 innings between Syracuse and New York (NL), six of which were quality starts; went 9-2 when tossing 5.0-or-more innings.

2019

- Went 2-0 with one earned run surrendered in 20.0 innings pitched from 4/26-5/8, including two scoreless outings of 7.0-plus innings with Philadelphia.
- Gave up just three hits over 8.0 scoreless innings to earn the win on 5/8 at St. Louis.

2018

- Began the season on the 10-day injured list with a right lat strain; made two rehab starts before being shut down and transferred to the 60-day injured list on 5/30.
- Tossed a season-high 6.0 scoreless innings with four hits allowed, two walks and three strikeouts on 8/25 vs. Scranton-Wilkes-Barre.

2017

- Went on a career-high seven-game losing streak spanning 12 starts from 4/5-6/7, four of the 12 starts were quality starts.
- Went 4-7 when tossing 5.0-plus innings.
- Tossed 5.0 innings with eight strikeouts on 7/9 vs. San Diego, his only scoreless outing of the season.

2016

- Earned his first win of the season on 4/13 vs. San Diego with 7.0 scoreless innings and nine strikeouts; surrendered two earned runs with 18 strikeouts in 14.0 innings from 4/13-18.
- Tossed 7.0 scoreless innings again on 5/22 vs. Atlanta.
- Recorded quality starts in 20 of his 33 outings.

2015

- Took a no-hitter into the ninth inning on 4/24 vs. Colorado Springs before giving up a one-out, two run home run to Matt Long; finished the day with a career-high tying 11 strikeouts and earned the win.
- Named the International League Pitcher of the Week on 8/10 after surrendering just one earned run with 11 strikeouts across 14.0 innings (two starts), including one outing of 8.0 shutout innings on 8/9 at Columbus.
- Earned the win in his major league debut on 8/21 at Miami; tossed 6.0 scoreless innings with five hits, one walk and five strikeouts.
- Fanned Kendry Flores swinging during his debut for his first major league strikeout.
- Went 7.0 innings in each of his final four starts with Philadelphia; surrendered just three earned runs in 33 strikeouts in those starts combined.

2011-14

- Recorded a career-high 11 strikeouts in 8.0 one-run innings but took a no-decision on 6/3/13 vs. Potomac.
- Took a no-hitter into the fifth inning on 4/7/12 (2) at Kannapolis; fanned seven batters with one walk to earn the win.
- Earned the win in six consecutive starts as part of a career-high seven-game winning streak from 6/4-7/26/12.

PERSONAL

- Jerad Joseph Eickhoff, wife's name is Morgan and has one son, Dallas (1).
- Is a 2009 graduate of Mater Dei (Evansville, Ind.) High School where he played baseball and basketball.
- Also played two years (2010-11) of baseball at Olney (Ill.) Central Community College.

SINGLE-GAME HIGHS/MISCELLANEOUS

Complete Games		Winning Streak		Hits Allowed		Strikeouts	
N/A		7, 6/4-7/26/12 (A)		11, 5/10/15 @ Nashville (AAA)		11 (2x), MR: 4/24/15 vs. Colorado Springs (AAA)	
Shutouts		Losing Streak		Earned Runs Allowed		10+ Strikeout Games	
N/A		7, 4/5-6/7/17 (NL)		10, 7/27/21 vs. Atlanta (NL)		5, MR: 10/1/15 vs. New York (NL)	
Innings (Start)		Innings (Relief)		Home Runs Allowed		Walks	
8.1, 4/24/15 vs. Colorado Springs (AAA)		4.1, 7/11/15 vs. New Orleans (AAA)		5, 6/10/19 vs. Arizona (NL)		5 (4x), MR: 7/27/21 vs. Atlanta (NL)	

CAREER PITCHING STATS

YEAR	TEAM	LG	LVL	ORG	W-L	ERA	G-GS	CG	SHO	SV-SVO	IP	H	R	ER	HR	BB	BB-IBB	SO	WHIP	AVG	AB
2011	AZL Rangers	AZL	R	TEX	0-1	1.93	4-0	0	0	1-1	4.2	1	1	1	0	0	1-0	4	0.43	.067	15
2011	Spokane	NWFL	A	TEX	1-1	2.51	10-0	0	0	2-4	14.1	8	4	4	1	0	3-0	18	0.77	.163	49
2012	Hickory	SAL	A	TEX	13-7	13.7	26-25	0	0	0-0	126.2	132	75	66	22	5	38-0	90	1.34	.267	494
2013	Myrtle Beach	CAR	A+	TEX	7-3	3.41	21-21	0	0	0-0	116.0	110	52	44	9	7	26-2	80	1.17	.252	436
2013	Frisco	TEX	AA	TEX	1-1	7.45	6-6	0	0	0-0	29.0	34	24	24	6	1	14-0	13	1.66	.304	112
2014	Frisco	TEX	AA	TEX	10-9	4.08	27-26	0	0	0-0	154.1	129	76	70	17	7	52-0	144	1.17	.226	571
2015	Frisco	TEX	AAA	TEX	1-0	2.70	2-2	0	0	0-0	10.0	7	3	3	2	1	3-0	14	1.00	.194	36
2015	Round Rock	PCL	AAA	TEX	9-2	4.25	18-17	0	0	0-0	102.2	98	49	48	12	4	33-1	93	1.26	.249	382
2015	Lehigh Valley	INT	AAA	PHI	2-1	2.49	3-3	0	0	0-0	21.2	17	6	6	1	0	3-0	19	0.92	.210	81
2015	PHILADELPHIA	NL	MLB	PHI	3-3	2.65	8-8	0	0	0-0	51.0	40	16	15	5	0	13-0	49	1.04	.212	189
2016	PHILADELPHIA	NL	MLB	PHI	11-14	3.65	33-33	0	0	0-0	197.1	187	88	80	30	8	42-2	167	1.16	.251	745
2017	PHILADELPHIA	NL	MLB	PHI	4-8	3.14	24-24	0	0	0-0	128.0	142	74	67	16	5	53-4	118	1.52	.281	506
2017	Reading	EAS	AA	PHI	0-1	1.80	1-1	0	0	0-0	5.0	2	1	1	0	0	1-0	5	0.60	.118	17
2018	Reading	EAS	AA	PHI	0-0	5.40	1-1	0	0	0-0	3.1	5	3	2	1	0	1-0	3	1.80	.385	13
2018	Lehigh Valley	INT	AAA	PHI	0-0	2.41	4-4	0	0	0-0	18.2	17	6	5	1	2	8-0	10	1.34	.239	71
2018	Cleaverwater	CSL	A+	PHI	0-1	3.00	3-3	0	0	0-0	9.0	3	3	3	2	4	4-0	4	0.78	.107	28
2018	PHILADELPHIA	NL	MLB	PHI	0-1	6.75	3-1	0	0	0-0	5.1	10	4	4	1	0	0-0	11	1.88	.385	26
2019	Lehigh Valley	INT	AAA	PHI	3-1	4.67	4-4	0	0	0-0	17.1	13	10	9	3	2	8-0	16	1.21	.206	63
2019	PHILADELPHIA	NL	MLB	PHI	3-4	5.71	12-10	0	0	1-1	58.1	58	37	37	18	2	18-0	51	1.30	.261	222
2019	Cleaverwater	CSL	A+	PHI	0-3	3.38	0-0	0	0	0-0	2.2	3	1	1	2	0	1-0	1	1.50	.300	10
2019	Reading	EAS	AA	PHI	0-1	3.82	2-2	0	0	0-0	7.1	8	8	8	2	0	3-0	6	1.50	.286	28
DID NOT PLAY - TEXAS' ALTERNATE TRAINING SITE																					
2021	Syracuse	E	AAA	NYM	9-2	4.86	16-16	0	0	0-0	75.2	80	47	43	17	2	20-0	79	1.26	.261	307
2021	NEW YORK	NL	MLB	NYM	0-2	8.69	5-4	0	0	0-0	19.2	23	24	19	9	3	10-2	13	2.03	.333	90
Major League Totals					21-32	4.35	85-80	0	0	1-1	459.2	467	243	222	79	18	136-8	409	1.31	.263	1778
Triple-A Totals					23-8	4.18	45-44	0	0	0-0	239.0	222	118	118	34	10	72-1	10	1.23	.217	904
Minor League Totals					56-33	4.22	150-133	0	0	3-5	721.1	664	369	338	97	32	219-3	606	1.22	.245	2713



AARON FLETCHER

LHP

Born: 2/25/96 in Geneseo, Ill.
MLB Debut: 8/22/20 (SEA) vs. TEX
Height/Weight: 6-0/220
Twitter: @Fletch_52

Opening Day Age: 26
ML Service: 0.092
Bats/Throws: L/L
Instagram: @fletch52

Acquired: Claimed off waivers by PIT from SEA on 3/13/22
2022 Baseball America Ranking (PIT): N/A
2022 MLB Pipeline Ranking (PIT): N/A

BA PROSPECT RANKINGS

MLB:
Org: SEA — #22 ('20)
Tools:

AWARDS & HONORS

AFL Rising Stars (2019)

TRANSACTIONS

- Selected by WAS (14th round, 431st overall) in the 2018 First-Year Player Draft.
- Traded to SEA from WAS on **July 31, 2019** with RHP Elvis Alvarado and LHP Taylor Guilbeau in exchange for RHP Hunter Strickland and LHP Roenis Elias.
- Had his contract first selected by SEA on **Aug. 21, 2020**.
- Claimed off waivers by PIT from SEA on **March 13, 2022**.

CAREER SUMMARY

2021

- Began his season on 5/5 with Seattle and surrendered five earned runs in 3.2 innings across four big-league appearances in May.
- Spent most of the season with Triple-A Tacoma and went 4-0 with a 3.47 ERA (19er/49.1ip) with 45 strikeouts in 39 appearances.
- Won a career-high four consecutive games from 6/12-8/23 with two saves in a 21-game span.
- Compiled a 1.04 ERA (1er/8.2ip) with two saves in July.
- Recorded a 15.2-inning scoreless streak across 12 appearances from 8/20-10/3 with 15 strikeouts and a 1.09 WHIP.
- Held Triple-A left-handed batters to a .193 batting average (16-for-83) with five extra-base hits; right-handed batters hit .343 (37-for-108) against him.

2020

- Began the season on the Mariners' Alternate Training Site and had his contract selected by Seattle on 8/21; surrendered six earned runs in 4.1 innings in six games.
- Made his major league debut on 8/22 vs. Texas and caught Joey Gallo looking as his first batter faced in 1.0 hitless inning.
- Surrendered all six of his earned runs in 1.0 combined inning across two outings.

2019

- Split the season between four minor league teams and went 5-4 with a 2.09 ERA (17er/73.1ip), 84 strikeouts, 0.93 WHIP and .192 average against (50-for-261) in 41 appearances.
- Converted his first career save opportunity with Single-A Hagerstown on 4/10 at Lakewood (1.2ip, 2h, 1r, 1er, 1k).
- Nine of his 14 runs surrendered in 15 games with Hagerstown were unearned.
- Promoted to High-A Potomac on 5/29 and did not allow an earned run in 24.2 innings with 28 strikeouts in 12 games from 6/6-7/18.
- Struck out a career-high tying five batters in back-to-back outings on 6/29 and 7/2.
- Tossed a career-high 3.1 hitless innings to earn the win on 7/2 at Wilmington.
- Dealt to Seattle at the trade deadline with RHP Elvis Alvarado and LHP Taylor Guilbeau in exchange for RHP Hunter Strickland and LHP Roenis Elias.
- Assigned to Double-A Arkansas and registered a 3.46 ERA (5er/13.0ip) with 15 strikeouts in nine games.
- Did not allow a run with 13 strikeouts in his first 10.1 innings (seven appearances) with Arkansas.

2018

- Split the season between GCL Nationals and Short-Season A Auburn, going 2-1 with a 2.90 ERA (10er/31.0ip) and 34 strikeouts in 13 games (seven starts).
- Made his professional debut on 6/22 vs. GCL Astros (2.0ip, 4h, 2r, 1er, 1bb, 2k).
- Struck out a career-high five batters on 7/27 vs. Connecticut (2.2ip).
- Earned his first professional win on 8/30 vs. Williamsport (2.0ip, 1h, 1r, 0er, 4k).

PERSONAL

- Aaron Eugene Fletcher.
- Graduate of Langham Creek (Houston, Texas) High School.
- Redshirted at the University of Houston in 2016 after undergoing Tommy John surgery on 3/11/16.
- Posted a 2.19 ERA (94.1ip) and 1.10 WHIP in 2018 with 78 strikeouts and only 18 walks in 16 games (15 starts) to be named the American Athletic Conference Pitcher of the Year.
- Posted a career 2.06 ERA (170.1ip), 1.11 WHIP, 146 strikeouts and 36 walks in 62 games (15 starts).

SINGLE-GAME HIGHS/MISCELLANEOUS

Complete Games

N/A

Winning Streak

4, 6/12-8/23/21 (AAA)

Hits Allowed

6 (3x), MR: 5/27/21 @ Reno (AAA)

Strikeouts

5 (4x), MR: 7/2/19 @ Wilmington (A+)

Shutouts

N/A

Losing Streak

3, 4/16-5/20/19 (A)

Earned Runs Allowed

4 (2x), MR: 8/29/20 @ Los Angeles (AL)

10+ Strikeout Games

N/A

Innings (Start)

3.0 (3x), MR: 8/2/18 (1) @ State College (A-)

Innings (Relief)

3.1, 7/2/19 @ Wilmington (A+)

Home Runs Allowed


2, 6/21/21 @ Las Vegas (AAA)

Walks

3, 7/15/19 @ Fayetteville (A+)

CAREER PITCHING STATS

YEAR	TEAM	LG	LVL	ORG	W-L	ERA	G-6S	CG	SHO	SV-SVO	IP	H	R	ER	HR	HB	BB-IBB	SO	WHIP	AVG	AB
2018	GCL Nationals	GCL	R	WAS	0-0	9.00	1-0	0	0	0-0	2.0	4	2	2	0	0	1-0	2	2.50	.500	8
2018	Auburn	NYP	A-	WAS	2-1	2.48	12-7	0	0	0-0	29.0	30	9	8	0	2	3-0	32	1.14	.265	113
2019	Hagerstown	SAL	A	WAS	2-3	1.61	15-0	0	0	1-1	28.0	14	14	5	0	4	5-0	28	0.68	.149	94
2019	Potomac	CAR	A+	WAS	3-1	1.38	12-0	0	0	0-1	26.0	15	7	4	1	0	8-1	32	0.88	.165	91
2019	Harrisburg	EAS	AA	WAS	0-0	4.26	5-0	0	0	0-0	6.1	7	3	3	0	1	2-0	9	1.42	.280	25
2019	Arkansas	TEX	AA	SEA	0-0	3.46	9-0	0	0	0-0	13.0	14	5	5	0	0	3-0	15	1.31	.275	51
2020	SEATTLE	AL	MLB	SEA	0-0	12.46	6-0	0	0	0-0	4.1	7	6	6	1	2	7-0	7	3.23	.350	20
2021	SEATTLE	AL	MLB	SEA	0-0	12.27	4-0	0	0	0-0	3.2	7	5	5	1	0	1-0	2	2.18	.368	19
2021	Tacoma	W	AAA	SEA	4-0	3.47	39-0	0	2-3	49.1	53	20	19	6	5	14-3	45	1.36	.277	191	
Major League Totals					0-0	12.38	10-0	0	0	0-0	8.0	14	11	11	2	2	8-0	9	2.75	.359	38
Triple-A Totals					4-0	3.47	39-0	0	2-3	49.1	53	20	19	6	5	14-3	45	1.36	.277	191	
Minor League Totals					11-5	2.69	93-7	0	0	3-5	153.2	137	60	46	7	12	36-4	163	1.13	.239	573



MATT FRAIZER

Born: 1/12/98 in Fresno, Calif.
MLB Debut: N/A
Height/Weight: 6-3/215
Twitter: N/A

Opening Day Age: 24
ML Service: 0.000
Bats/Throws: L/R
Instagram: @mattfraizer3

OF

Acquired: Selected by PIT in 3rd round (95th overall) of the 2019 First-Year Player Draft
2022 Baseball America Ranking (PIT): No. 12
2022 MLB Pipeline Ranking (PIT): No. 10

BA PROSPECT RANKINGS

MLB:
Org: PIT – #12 ('22)
Tools:

TRANSACTIONS

- Selected by OAK (38th round, 1132nd overall) in the 2016 First-Year Player Draft but did not sign.
- Selected by PIT (3rd round, 95th overall) in the 2019 First-Year Player Draft.

AWARDS & HONORS

PIT MLB Player of the Year (2021) MiLB.com Organization All-Star (2021) A+E Most Valuable Player (2021) A+E All-Star (Post, 2021)

CAREER SUMMARY

2021

- Began the season with High-A Greensboro and hit .314 (95-for-303) with 20 home runs, 50 RBI, a .401 on-base percentage and .979 OPS in 75 games.
- Ended the season as the High-A East leader in average, on-base percentage, slugging percentage (.578) and OPS.
- Launched his first professional home run, a two-run shot, on 5/14 vs. Rome.
- Went on a career-high 16-game hitting streak from 5/30-6/18 with a .391 average (27-for-69), six home runs, 12 RBI and 1.173 OPS.
- Hit a pair of home runs on both 6/3 vs. Winston-Salem and 7/6 vs. Asheville for his first two career multi-homer games.
- Recorded seven consecutive multi-hit games from 6/30-7/7 with nine extra-base hits and 11 RBI.
- Launched his first career grand slam, a tiebreaking shot in the seventh inning, as one of a career-high four hits with five RBI on 7/22 at Greenville.
- Hit .667 (4-for-6) with the bases loaded, .354 (40-for-113) with runners on base and .317 (20-for-63) with runners in scoring position.
- Promoted to Double-A Altoona on 8/5 and hit .288 (38-for-132) with three home runs, 18 RBI and a .848 slugging percentage in 37 games through the end of the season.
- Recorded four consecutive multi-hit games with five extra-base hits and three RBI from 8/6 (2)-10, beginning with his second career Double-A game.
- Hit .321 (27-for-84) with 12 extra-base hits, 12 RBI and a .907 OPS with Altoona in the month of August.
- Led Pirates minor leaguers with a .306 average, 133 total hits, 240 total bases and 84 runs scored between Greensboro and Altoona; also ranked in triples (2nd, 6), walks (2nd, 56), extra-base hits (2nd, 55), home runs (2nd, 23), doubles (3rd, 26), SLG (3rd, .552), OPS (3rd, .940), OBP (5th, .388), and RBI (68, 6th).
- Played the majority of his innings in center field (519.0), also saw time in left field with Greensboro (317.0), right field (34.0) and appeared as a DH for 11 games.
- Registered a .993 fielding percentage in center field with just one error in 140 total chances; had a .968 fielding percentage in left field with Greensboro (2 errors, 63 total chances).

2019

- Spent the entire season with Short-Season A West Virginia and hit .221 (34-for-154) in 43 games.
- Made his professional debut on 6/26 at Batavia and recorded his first professional hit two days later at Williamsport.
- Hit safely in seven consecutive games from 8/22-29 with a .345 average (10-for-29), three runs scored, one extra-base hit and four RBI.
- Hit .359 (14-for-39) with a .855 OPS in 12 games while in the sixth spot of the lineup.

PERSONAL

- Matthew Teran Fraizer.
- Hit .412 (35-for-85) with six doubles, two triples, one home run and 28 RBI in 19 games as a junior in 2019 at the University of Arizona.
- Became the ninth player ever drafted by the Pirates out of the University of Arizona and the first since Michael Flynn in 2018; also marked the fifth time in the last six years the Pirates drafted a player from the University of Arizona.
- Hit .300 with three home runs and 60 RBI in 106 games during his three-year career as a Wildcat.
- Is a 2016 graduate of Clovis North (Calif.) High School.
- His father, Terance, was selected by Oakland in the 24th round of the 1992 First-Year Player Draft.

SINGLE-GAME HIGHS/MISCELLANEOUS

Hits	Home Runs	Grand Slams	Runs	Walks
4, 7/22/21 @ Greenville (A+)	2 (2x), MR: 7/6/21 vs. Asheville (A+)	1, 7/22/21 @ Greenville (A+)	3 (3x), MR: 7/31/21 vs. Winston-Salem (A+)	3, 9/5/21 @ Akron (AA)
Hit Streak	RBI	Multi-homer Games	Stolen Bases	Strikeouts
16, 5/30-6/18/21 (A+)	5, 7/22/21 @ Greenville (A+)	2, MR: 7/6/21 vs. Asheville (A+)	2, 5/18/21 @ Hickory (A+)	4 (3x), MR: 9/19/21 @ Bowie (AA)

CAREER BATTING STATS

YEAR	TEAM	LG	LVL	ORG	AVG	G	AB	R	H	2B	3B	HR	RBI	BB	IBB	SO	SB	CS	OBP	SLG	OPS	HBP	SAC	SF	GIDP
2019	WV Black Bears	NYP	A-	PIT	.221	43	154	20	34	5	1	0	15	14	1	38	5	3	.287	.266	.553	1	0	2	1
2020					DID NOT PLAY																				
2021	Greensboro	E	A+	PIT	.314	75	303	64	95	14	3	20	50	43	1	74	14	6	.401	.578	.979	2	0	1	2
2021	Altoona	NE	AA	PIT	.288	37	132	20	38	12	3	3	18	13	0	34	1	2	.356	.492	.848	2	0	2	3
	Minor League Totals				.284	155	589	104	167	31	7	23	83	70	2	146	20	11	.362	.477	.839	5	0	5	6



ERIC HANHOLD

RHP

Born: 11/1/93 in Bartlett, Tenn.
MLB Debut: 9/4/18 (NYM) at LAD
Height/Weight: 6-5/210
Twitter: N/A

Opening Day Age: 28
ML Service: 0.066
Bats/Throws: R/R
Instagram: N/A

Acquired: Claimed off waivers by PIT from BAL on 11/3/21
2022 Baseball America Ranking (PIT): N/A
2022 MLB Pipeline Ranking (PIT): N/A

BA PROSPECT RANKINGS

MLB:
Org: NYM — #18 ('19)
Tools: NYM — Best Fastball ('19)

TRANSACTIONS

- Selected by PHI (40th round, 1,238th overall) in the 2012 First-Year Player Draft, but did not sign.
- Selected by MIL (6th round, 181st overall) in the 2015 First-Year Player Draft.
- Traded to NYM from MIL on **Sept. 12, 2017** as the PTBNL in an Aug. 12 deal in exchange for INF Neil Walker and cash.
- Had his contract first selected by NYM on **Sept. 1, 2018**.
- Claimed off waivers by BAL from NYM on **Sept. 16, 2019**.
- Claimed off waivers by PIT from BAL on **Nov. 3, 2021**.

CAREER SUMMARY

2021

- Began the season with Triple-A Norfolk and went 1-1 with a 5.19 ERA (15er/26.0ip), 27 strikeouts and four saves in 25 appearances.
- Was placed on the 7-day injured list on 5/8 before appearing in a game and was reinstated on 5/26.
- Did not surrender an earned run in seven consecutive appearances (8.0ip) from 6/20-7/3.
- Surrendered three runs on four hits while recording just one out on 7/29 vs. Durham; did not appear again until 8/22.
- Gave up one earned run in six outings with Norfolk (5.1ip) from 8/22-9/10 before having his contract selected by Baltimore on 9/12.
- Went 0-0 with a 6.97 ERA (8er/10.1ip) in 10 outings with Baltimore through the end of the season.
- Compiled a 3.86 ERA (4er/9.1ip) with six strikeouts before giving up four earned runs in 1.0 inning on 10/3 at Toronto.

2019

- Split the season between Triple-A Syracuse and Double-A Binghamton, going 5-4 with a 3.84 ERA (27er/63.1ip) and two saves in 48 games.
- Began the season with Syracuse and went 3-4 with a 4.62 ERA (25er/48.2ip) in 39 games.
- Surrendered nine runs in 11.1 innings with Syracuse in June before being transferred to Binghamton on 6/24.
- Went 2-0 with a 1.23 ERA (2er/14.2ip) and 18 strikeouts in nine Double-A appearances.
- Did not convert a save in three opportunities with Syracuse; went 2-for-3 in save opportunities with Binghamton.
- Was promoted back to Triple-A on 7/28 and went 1-1 with a 2.57 ERA (4er/14.0ip) and 13 strikeouts in his final 12 appearances.

2018

- Began the season with Binghamton and went 3-1 with a 2.84 ERA (8er/25.1ip) and 32 strikeouts in 17 outings before being promoted to Triple-A Las Vegas on 5/30.
- Recorded a career-high eight saves in 10 opportunities with Binghamton.
- Was placed on the 7-day injured list on 6/18 and made rehab appearances with GCL Mets and Short-Season A Brooklyn; reinstated on 8/13.
- Had his contract selected by New York (NL) on 9/1 and made his MLB debut on 9/4 at Los Angeles (NL); surrendered one hit with one strikeout in 1.1 innings pitched.
- Struck out Chris Taylor swinging during his debut for his first MLB punchout.
- Placed on the 60-day injured list with a strained left oblique on 9/25 after surrendering two earned runs in 2.1 innings (three outings) with New York (NL).

2017

- Spent the entire season with High-A Carolina and was converted to a reliever role, going 8-3 with a 3.94 ERA (28er/64.0ip) in 30 games (three starts).
- Went on a career-high six-game winning streak from 5/21-7/25; registered a 1.35 ERA (4er/26.2ip) and a 5.4 strikeout-to-walk ratio during that 13-game stretch.
- Struck out a career-high nine batters out of 14 total batters faced on 6/27 at Buies Creek (4.0ip).

2016

- Spent the entire season with High-A Brevard County and went 2-12 with a 4.81 ERA (54er/101.0ip) in 19 starts.
- Earned his first professional win on 5/12 at Daytona Beach (5.0ip, 4h, 0r, 0er, 1bb, 4k), his only scoreless outing of the season.
- Tossed a pair of career-high 7.0-inning outings, on 5/23 at Jupiter and 7/18 at Palm Beach.
- Took the loss in his only career complete game on 6/27 (1) at Tampa (6.0ip, 6h, 2r, 2er, 1bb, 1k).
- Lost a career-high eight consecutive decisions from 5/23-7/23 (2) with a 6.41 ERA (42er/59.0ip) in an 11-start stretch.
- Did not appear in a game after 7/23 (2).

2015

- Took the loss in his professional debut with AZL Brewers on 7/12 vs. AZL Mariners (2.0ip, 3h, 1r, 1er) before being promoted to Single-A Wisconsin.
- Went 0-4 with a 7.60 ERA (29er/34.1ip) with Wisconsin.

PERSONAL

- Eric Dru Hanhold.
- Is a 2013 graduate of East Lake (Tarpon Springs, Fla.) High School.
- Pitched three years (2013-15) at the University of Florida.
- Was a teammate of Pete Alonso in 2014-15 and Harrison Bader in 2015.

SINGLE-GAME HIGHS/MISCELLANEOUS

Complete Games		Winning Streak		Hits Allowed		Strikeouts	
1, 6/27/16 (1) @ Tampa (A+)		6, 5/21-7/25/17 (A+)		11, 6/21/16 @ Dunedin (A+)		9, 6/27/17 @ Buies Creek (A+)	
Shutouts		Losing Streak		Earned Runs Allowed		10+ Strikeout Games	
N/A		8, 5/23-7/23 (2)/16 (A+)		9, 5/28/16 vs. Tampa (A+)		N/A	
Innings (Start)		Innings (Relief)		Home Runs Allowed		Walks	
7.0 (2x), MR: 7/18/16 @ Palm Beach (A+)		4.0, 6/27/17 @ Buies Creek (A+)		2 (5x), MR: 7/22/21 @ Gwinnett (AAA)		4, 7/23/16 (2) @ Charlotte (A+)	

CAREER PITCHING STATS

YEAR	TEAM	LG	LVL	ORG	W-L	ERA	G-6S	CG	SHO	SV-SVO	IP	H	R	ER	HR	HB	BB-IBB	SO	WHIP	AVG	AB
2015	AZL Brewers	AZL	R	MIL	0-1	4.50	1-1	0	0	0-0	2.0	3	1	1	0	0	0-0	0	1.50	.333	9
2015	Wisconsin	MID	A	MIL	0-4	7.60	10-7	0	0	0-0	34.1	48	31	29	2	2	8-0	23	1.63	.338	142
2016	Brevard County	FSL	A+	MIL	2-12	4.81	19-19	1	0	0-0	101.0	120	61	54	12	1	33-0	64	1.51	.300	400
2017	Carolina	CAR	AA	MIL	8-3	3.94	30-3	0	0	2-4	64.0	71	33	28	3	5	21-2	60	1.44	.286	248
2018	Binghamton	EAS	AA	NYM	3-1	2.84	17-0	0	0	8-10	25.1	21	8	8	1	3	9-2	32	1.18	.223	94
2018	Las Vegas	PCL	AAA	NYM	2-2	7.11	14-0	0	0	0-2	19.0	25	15	15	1	0	7-0	20	1.68	.333	75
2018	GCL Mets	GCL	R	NYM	0-0	0.00	1-0	0	0	0-0	1.0	0	0	0	0	0	0-0	3	0.00	.000	3
2018	Brooklyn	NYP	A-	NYM	0-0	0.00	3-1	0	0	0-0	4.0	1	0	0	0	1	0-0	2	0.25	.077	13
2018	NEW YORK	NL	MLB	NYM	0-0	7.71	3-0	0	0	0-0	2.1	4	2	2	0	1	1-0	2	2.14	.364	11
2019	Syracuse	INT	AAA	NYM	3-4	4.62	39-0	0	0	0-3	48.2	59	27	25	5	4	21-1	36	1.64	.301	196
2019	Binghamton	EAS	AA	NYM	2-0	1.23	9-0	0	0	2-3	14.2	9	2	2	1	0	5-0	18	0.95	.176	51
2020	DID NOT PLAY — BALTIMORE'S ALTERNATE TRAINING SITE																				
2021	Norfolk	E	AAA	BAL	1-1	5.19	25-0	0	0	4-5	26.0	28	17	15	6	0	16-0	27	1.69	.277	101
2021	BALTIMORE	AL	MLB	BAL	0-0	6.97	10-0	0	0	0-1	10.1	13	9	8	2	1	3-1	6	1.55	.302	43
Major League Totals					0-1	12.22	17	11	10	2	44-1	83	110	100	12	4	44-1	83	1.66	.315	54
Triple-A Totals					6-7	5.28	78-0	0	0	4-10	93.2	112	59	55	12	4	44-1	83	1.67	.301	372
Minor League Totals					21-28	4.69	168-31	1	0	16-27	340.0	385	195	177	31	16	120-5	285	1.49	.289	1332



JOE JACQUES

Born: 3/11/95 in Shrewsbury, N.J.
MLB Debut: N/A
Height/Weight: 6-4/210
Twitter: @jjacques_34

Opening Day Age: 27
ML Service: 0.000
Bats/Throws: L/L
Instagram: @jjacques34

LHP

Acquired: Selected by PIT in 33rd round (984th overall) of the 2018 First-Year Player Draft
2022 Baseball America Ranking (PIT): N/A
2022 MLB Pipeline Ranking (PIT): N/A

BA PROSPECT RANKINGS

TRANSACTIONS

MLB:
Org:
Tools:

Selected by PIT (33rd round, 984th overall) in the 2016 First-Year Player Draft.

CAREER SUMMARY

2021

- Spent the entire season with Indianapolis and went 3-1 with a 4.31 ERA (23er/48.0ip) and 53 strikeouts in 37 games.
- Earned his first Triple-A win in his first outing of the season on 5/6 at Iowa (1.1ip, 1bb, 2k).
- Converted his first Triple-A save on 6/25 at Louisville (1.0ip, 1h, 1k).
- Went 1-0 with a 0.82 ERA (1er/11.0ip) and 17 strikeouts in June.
- Did not allow more than one run in an outing from 5/27-7/20; compiled a 1.37 ERA (3er/19.2ip) with 27 strikeouts during that stretch.
- Surrendered a career-high eight earned runs on seven hits in 1.2 innings on 7/27 at St. Paul.
- Following that eight-run outing, he surrendered just two earned runs over his next 12 appearances (15.2ip) with 17 strikeouts.
- Did not allow an earned run for 9.1 consecutive innings over seven appearances from 8/13-9/2; registered a 1.18 WHIP and held opponents to a .212 batting average (7-for-33) during that time.
- Went 1-0 with a 0.73 ERA (1er/12.1ip) and 15 strikeouts in August for his best monthly ERA of the season.
- Surrendered just one earned run in 10 day games (11.2ip).

2019

- Compiled a 4-4 record with one save and a 2.58 ERA (19er/66.1ip) in 35 games (two starts) between Single-A Greensboro, High-A Bradenton and Double-A Altoona.
- Struck out a career-high 59 batters during the season.
- Compiled a season average of 8.01 strikeouts per nine innings.
- Began the season with Greensboro and went 0-1 with a 2.96 ERA (8er/24.1ip) in 14 games.
- Surrendered a career-high two home runs on 4/24 at Lexington.
- Gave up four earned runs in April in seven relief outings (11.2ip).
- Issued eight walks during his first five games of the season.
- Limited hitters to a .184 batting average (9-for-49) and no home runs while at home with Greensboro.
- Promoted to Bradenton on 5/29 and went 4-3 with a 2.41 ERA (11er/41.0ip) in 20 appearances (two starts).
- Picked up his first career win in his 34th overall appearance on 6/3 at Daytona (3.0ip, 1h, 4k).
- Had three-or-more strikeouts in six of seven appearances from 5/30-6/29.
- Struck out a career-high five hitters vs. Tampa on 6/20.
- Made his first professional start at Fort Myers on 6/29 (2) and took a no-decision (3.0ip, 3h, 2bb, 4k).
- Held opposing hitters to a batting average of .143 (5-for-35) during July.
- Recorded his only save of the season at Clearwater on 7/23 (2).
- Promoted to Altoona on 8/31 and tossed 1.0 scoreless inning with one hit and two walks on 9/2 at Harrisburg.

2018

- Pitched the majority of the season with Rookie-Advanced Bristol, going 0-2 with a 6.33 ERA (15er/21.1ip) in 17 appearances.
- Made his professional debut on 6/21 at Greenville and tossed 1.0 scoreless inning with one walk and one strikeout.
- Was tagged for a career-high five earned runs on 6/24 vs. Elizabethton (0.2ip, 4h, 5r, 5er, 2bb).
- Did not allow an earned run in five straight appearances from 8/2 (2)-16 (7.2ip) and held opponents to a .080 batting average (2-for-25) in that time.
- Promoted to Short-Season A West Virginia on 8/29 and allowed three earned runs in 3.0 innings pitched on 9/2 vs. Mahoning Valley.

PERSONAL

- Joseph August Jacques.
- Went 1-2 with a 2.61 ERA (11er/38.0ip) and 38 strikeouts in nine appearances (eight starts) in 2018 at Manhattan (Bronx, N.Y.) College.
- Became the 17th player to be drafted out of Manhattan College in the program's history.
- Finished his college career ranked eighth in school history with 209 strikeouts.

SINGLE-GAME HIGHS/MISCELLANEOUS

Complete Games

N/A

Winning Streak

2 (2x), MR: 5/6-6/19/21 (AAA)

Hits Allowed

7, 7/27/21 @ St. Paul (AAA)

Strikeouts

5 (2x), MR: 8/21/21 @ Toledo (AAA)

Shutouts

N/A

Losing Streak

2 (2x), MR: 8/7 (2)-13/19 (2) (A+)

Earned Runs Allowed

8, 7/27/21 @ St. Paul (AAA)

10+ Strikeout Games

N/A

Innings (Start)

4.0, 7/9/19 (2) @ Lakeland (A+)

Innings (Relief)

4.0, 6/20/19 vs. Tampa (A+)

Home Runs Allowed

2 (2x), MR: 7/27/21 @ St. Paul (AAA)

Walks

4, 8/3/19 @ Dunedin (A+)

CAREER PITCHING STATS

YEAR	TEAM	LG	LVL	ORG	W-L	ERA	G-GS	CG	SHO	SV-SVO	IP	H	R	ER	HR	HB	BB-IBB	SO	WHIP	AVG	AB
2018	Bristol	APP	R+	PIT	0-2	6.33	17-0	0	0	1-1	21.1	19	19	15	1	4	19-0	19	1.78	.232	82
2018	WV Black Bears	NYP	A-	PIT	0-0	9.00	1-0	0	0	0-0	3.0	5	3	3	0	1	1-0	1	2.00	.417	12
2019	Altoona	EAS	AA	PIT	0-0	0.00	1-0	0	0	0-0	1.0	1	0	0	0	0	2-0	0	3.00	.333	3
2019	Greensboro	SAL	A	PIT	0-1	2.96	14-0	0	0	0-0	24.1	15	9	8	2	1	15-0	20	1.23	.176	85
2019	Bradenton	FSL	A+	PIT	4-3	2.41	20-2	0	0	1-1	41.0	32	13	11	1	2	16-0	39	1.17	.213	150
2020											DID NOT PLAY										
2021	Indianapolis	E	AAA	PIT	3-1	4.31	37-0	0	0	1-3	48.0	48	25	23	5	8	20-0	53	1.42	.261	184
	Triple-A Totals				3-1	4.31	37-0	0	0	1-3	48.0	48	25	23	5	8	20-0	53	1.42	.261	184
	Minor League Totals				7-7	3.89	90-2	0	0	3-5	138.2	120	69	60	9	16	73-0	132	1.39	.233	516



CONNOR KAISER

INF

Born: 11/20/93 in Shawnee Mission, Kan.

MLB Debut: N/A

Height/Weight: 6-4/195

Twitter: @Connor_kaiser

Opening Day Age: 25

ML Service: 0.000

Bats/Throws: R/R

Instagram: @connor_kaiser

Acquired: Selected by PIT in 3rd round (86th overall) of the 2018 First-Year Player Draft

2022 Baseball America Ranking (PIT): N/A

2022 MLB Pipeline Ranking (PIT): N/A

BA PROSPECT RANKINGS

MLB:
Org:
Tools:

TRANSACTIONS

Selected by PIT (3rd round, 86th overall) in the 2018 First-Year Player Draft.

CAREER SUMMARY

2021

- Began the season on Indianapolis' Opening Day roster and hit .111 (1-for-9) in five games.
- Doubled and walked twice during his Triple-A debut on 5/5 at Iowa.
- Transferred to the Pirate City Complex from Indianapolis on 5/13 and did not appear in game action until being assigned to Double-A Altoona on 7/2.
- Spent the remainder of the season with Altoona and hit .195 (29-for-149) in 48 games.
- Launched his second career grand slam in the first inning on 7/13 vs. Binghamton.
- Recorded his first multi-hit game of the season on 7/23 at Somerset.
- Went a season-high 3-for-4 on 9/10 vs. Erie.
- Hit .310 (9-for-29) with two doubles in nine September games.

2019

- Spent the entire season with Single-A Greensboro and hit .200 (56-for-280) in 79 games.
- Hit two home runs on 4/27 at Hagerstown for the first time in his career; also drove in four RBI.
- Was placed on the 7-day injured list with a left oblique strain on 5/1; activated on 5/30.
- Went 4-for-5 to set a new career high in hits in his first game back from the injured list vs. Lakewood; also set a career high with five RBI and was a single shy of the cycle.
- Hit his first career grand slam on 7/5 vs. Lakewood.
- Made 72 of his 78 starts at shortstop and finished the season with a .978 fielding percentage in 639.2 innings (seven errors in 316 total chances); committed four errors in April and only three through the remainder of the season.

2018

- Split the season between the Short-Season A West Virginia Black Bears and Single-A West Virginia Power, hitting .246 (41-for-167) in 47 games combined.
- Began the season with the Black Bears and appeared in 31 games, hitting .212 (22-for-104).
- Made his professional debut on 6/25 (1) at Auburn and singled for his first hit.
- Hit his first professional home run on 8/11 vs. Mahoning Valley.
- Promoted to the Power on 8/15 and hit .302 (19-for-63) in 16 games through the end of the season.
- Went on a career-high nine-game hitting streak from 8/16-28 and hit .351 (13-for-37) during that stretch with four two-hit games.
- Hit .314 (16-for-51) against Single-A right-handed pitchers.
- Only committed one error between both levels; spent most of his time at shortstop (44 starts) but also made two starts at third base.

PERSONAL

- Connor William Kaiser, wife's name is Kelsey.
- Was named the 2018 NCAA Clemson Regional Most Valuable Player while playing at Vanderbilt (Nashville, Tenn.) University.
- Matched an NCAA record with 10 RBI while also hitting three home runs in Vanderbilt's 19-6 win over Clemson on June 3, 2018.
- Hit .293 with 14 doubles, one triple, six home runs and 46 RBI in 59 games (59 starts) as a junior at Vanderbilt.
- Also recorded a .988 fielding percentage after committing three errors in 244 total chances.
- Was one of four shortstop finalists for the coveted ABCA/Rawlings NCAA Division I Gold Glove Award in 2018.
- Was named the Defensive Player of the Year in 2016 for the New England Collegiate Baseball League (NECBL).
- 2015 graduate of Blue Valley West (Overland Park, Kan.) High School, where he was named a Perfect Game All-American as a senior.
- Was a three-time letterwinner in both baseball and basketball.
- Helped lead baseball team to state title and basketball team to state runner-up finish in 2013; followed up with third-place finishes in baseball and hoops at state tournament in 2015.
- Earned a Rawlings Gold Glove Award in 2013 when he did not make an error in 90 chances.
- Named All-State and All-League on the diamond in 2015.
- Was an All-League performer in basketball in 2013 and 2015, picking up All-Tournament Team honors at the state tournament in 2015.
- His father, Stan, played baseball at Fort Hays State (Kan.) University.

SINGLE-GAME HIGHS/MISCELLANEOUS

Hits	Home Runs	Grand Slams	Runs	Walks
4, 5/30/19 vs. Lakewood (A)	2, 4/27/19 @ Hagerstown (A)	2, MR: 7/13/21 vs. Binghamton (AA)	2 (22x), MR: 8/15/21 @ Erie (AA)	4, 4/26/19 @ Hagerstown (A)
Hit Streak	RBI	Multi-homer Games	Stolen Bases	Strikeouts
9, 8/16-28/18 (A)	5, 5/30/19 vs. Lakewood (A)	1, 4/27/19 @ Hagerstown (A)	2 (2x), MR: 7/22/18 @ Williamsport (A-)	3 (8x), MR: 7/30/21 vs. Harrisburg (AA)

CAREER BATTING STATS

YEAR	TEAM	LG	LVL	ORG	AVG	G	AB	R	H	2B	3B	HR	RBI	BB	IBB	SO	SB	CS	OBP	SLG	OPS	HBP	SAC	SF	GDP
2018	WW Black Bears	NYP	A-	PIT	.212	31	104	14	22	2	0	1	9	13	0	31	7	1	.303	.260	.563	2	2	3	0
2018	WW Power	SAL	A	PIT	.302	16	63	7	19	2	0	1	8	4	1	15	0	1	.338	.381	.719	0	1	1	2
2019	Greensboro	SAL	A	PIT	.200	79	280	44	56	12	1	7	36	51	0	77	4	2	.331	.325	.656	5	5	2	6
2020	DID NOT PLAY																								
2021	Indianapolis	E	AAA	PIT	.111	5	9	1	1	1	0	0	0	2	0	4	0	0	.273	.222	.495	0	0	0	0
2021	Altoona	NE	AA	PIT	.195	48	149	25	29	7	0	4	14	17	0	42	0	0	.280	.322	.602	1	0	1	1
	Triple-A Totals				.111	5	9	1	1	1	0	0	0	2	0	4	0	0	.273	.222	.495	0	0	0	0
	Minor League Totals				.210	179	605	91	127	24	1	13	67	87	1	169	11	4	.314	.317	.631	8	8	7	9



NATHAN KIRBY

LHP

Born: 11/23/93 in Richmond, Va.

MLB Debut: N/A

Height/Weight: 6-2/200

Twitter: @KathanKirby

Opening Day Age: 28

ML Service: 0.000

Bats/Throws: L/L

Instagram: N/A

Acquired: Signed by PIT as a minor league free agent on 11/8/21

2022 Baseball America Ranking (PIT): N/A

2022 MLB Pipeline Ranking (PIT): N/A

BA PROSPECT RANKINGS

MLB:
Org: MIL — #27 ('18), #26 ('17), #15 ('16)
Tools:

TRANSACTIONS

- Selected by MIL (1st round, 40th overall) in the 2015 First-Year Player Draft.
- Traded to PIT from MIL on July 6, 2021 in exchange for INF Kevin Kramer.
- Elected free agency on Nov. 7, 2021.
- Signed by PIT as a minor league free agent on Nov. 8, 2021.

CAREER SUMMARY

2021

- Split the season between Double-A Biloxi and Double-A Altoona, went 1-1 with a 4.26 ERA (18er/38.0ip) and 56 strikeouts in 34 appearances.
- Began the season with Biloxi and registered a 1.80 ERA (2er/10.0ip), 1.00 WHIP, .118 average against (4-for-34) and 10 strikeouts in his first nine professional appearances since 2018.
- Did not allow more than one earned run in each of his first 13 appearances from 5/6-6/12.
- Went 0-1 with a 1.93 ERA (4er/18.2ip) with Biloxi; traded from Milwaukee to Pittsburgh on 7/6 and went 1-0 with a 6.52 ERA (14er/19.1ip) with Altoona through the rest of the season.
- Converted his first professional save on 9/12 vs. Erie after recording one out.
- Held left-handed batters to a .170 batting average (9-for-53).
- Held batters to a .178 batting average (8-for-45) with runners in scoring position.

2019

- Missed the entire season after undergoing surgery for thoracic outlet syndrome in April and suffering a stress fracture in his ribs in August.

2018

- Spent the entire season with High-A Carolina and went 3-5 with a 4.82 ERA (38er/71.0ip) and 75 strikeouts in 27 games (11 starts).
- Began the season with 11 consecutive starts before transitioning to a relief role; registered a 6.39 ERA (18er/25.1ip) as a starter and a 3.94 ERA (20er/45.2ip) as a reliever.
- Earned his first professional win on 6/7 vs. Down East in a career-high 4.0 innings (2h, 1r, 1er, 6k).
- Struck out a career-high seven batters on 8/5 vs. Salem; also notched his fourth career-high 4.0-inning outing of the season.
- Went 1-0 with a 3.31 ERA (6er/16.1ip) and 21 strikeouts in seven appearances in August for his best month of the season.

2017

- Underwent a second surgery on his left ulnar nerve in May and missed the entire season.

2016

- Missed the entire season while rehabbing from Tommy John surgery.

2015

- Assigned to Single-A Wisconsin on 8/1 and made his professional debut the next day at Quad Cities (1.0ip, 1h, 1k).
- Surrendered one run in his first 6.0 innings combined, allowed seven runs in his final 6.2 innings.
- Took his first professional loss on 8/14 vs. South Bend (3.2ip, 4h, 4r, 2bb, 2k).
- Underwent Tommy John surgery performed by Brewers head physician Dr. William Raasch on 9/1.

PERSONAL

- Nathan Winston Kirby.
- Played three seasons at the University of Virginia.
- Earned First-Team All-ACC honors in his sophomore and junior years.
- Was also named a First-Team All-American by ABAC, *Baseball America* and *Louisville Slugger*, and ACC co-Pitcher of the Year as a sophomore.
- Made two appearances in the College World Series in each of his sophomore and junior seasons, including recording the final out (strikeout) and earning the save in Game 3 as the Cavaliers clinched their first national championship in 2015.
- Threw a no-hitter on 4/4/14 at the University of Pittsburgh, striking out 18.
- Was named the 2012 Virginia Player of the Year by Gatorade and ESPNHS as a senior at James River High School.

SINGLE-GAME HIGHS/MISCELLANEOUS

Complete Games

N/A

Winning Streak

2, 6/7-7/6/18 (A+)

Hits Allowed

6 (2x), MR: 7/22/18 @ Lynchburg (A+)

Strikeouts

7, 8/5/18 vs. Salem (A+)

Shutouts

N/A

Losing Streak

4, 4/13-6/2/18 (A+)

Earned Runs Allowed

4 (3x), MR: 5/6/18 vs. Down East (A+)

10+ Strikeout Games

N/A

Innings (Start)

3.2, 8/14/15 vs. South Bend (A)

Innings (Relief)

4.0 (4x), MR: 8/5/18 vs. Salem (A+)

Home Runs Allowed


1 (9x), MR: 8/13/21 @ Erie (AA)

Walks

4, 8/29/18 vs. Down East (A+)

CAREER PITCHING STATS

YEAR	TEAM	LG	LVL	ORG	W-L	ERA	G-GS	CG	SHO	SV-SVO	IP	H	R	ER	HR	HB	BB-IBB	SO	WHIP	AVG	AB
2015	Wisconsin	MID	A	MIL	0-1	5.68	5-2	0	0	0-0	12.2	15	9	8	0	1	7-0	7	1.74	.313	48
2016																					
2017																					
2018	Carolina	CAR	A+	MIL	3-5	4.82	27-11	0	0	0-1	18.2	70	39	38	7	4	46-0	75	1.63	.256	273
2019																					
2020																					
2021	Biloxi	S	AA	MIL	0-1	1.93	17-0	0	0	0-1	18.2	12	8	4	1	2	13-1	19	1.34	.182	66
2021	Altoona	NE	AA	PIT	1-0	6.52	17-0	0	0	1-1	19.1	19	18	14	1	2	15-0	37	1.76	.247	77
	Minor League Career				4-7	4.7	66-13	0	0	1-3	121.2	116	74	64	9	9	81-1	138	1.62	.250	464



MAX KRANICK

RHP

Born: 7/21/97 in Scranton, Pa.
MLB Debut: 6/27/21 (PIT) @ STL
Height/Weight: 6-3/220
Twitter: @MaxKranick

Opening Day Age: 24
ML Service: 0.030
Bats/Throws: R/R
Instagram: @kranick_7

Acquired: Selected by PIT in 11th round (345th overall) of the 2016 First-Year Player Draft
2022 *Baseball America* Ranking (PIT): N/A
2022 MLB Pipeline Ranking (PIT): N/A

BA PROSPECT RANKINGS

MLB:
Org: PIT – #30 ('21), #23 ('20)
Tools:

TRANSACTIONS

- Selected by PIT (11th round, 345th overall) in the 2016 First-Year Player Draft.
- Had his contract first selected by PIT on Nov. 20, 2020.

CAREER SUMMARY

2021

- Began the season on Double-A Altoona's Opening Day roster and went 1-0 with a 4.02 ERA (7er/15.2ip) with 16 strikeouts in three starts before being promoted to Indianapolis on 5/31.
- Made his Triple-A debut on 6/1 and took a no-decision with 5.0 one-run innings and six strikeouts vs. Columbus.
- Earned his first Triple-A win after surrendering just one hit over 5.0 innings on 6/12 at Nashville; also fanned a career-high tying nine batters.
- Recalled by Pittsburgh on 6/27 and earned the win in his MLB debut that afternoon at St. Louis; tossed 5.0 perfect innings with three strikeouts before a 1:40 rain delay ended his outing.
- Fanned Tyler O'Neill for his first big-league strikeout.
- Became the first starting pitcher since 1893 to throw at least five perfect innings in a major league debut, and the only in history to have his start end without allowing a baserunner.
- Made nine starts with Pittsburgh over the remainder of the season, going 2-3 with a 6.28 ERA (27er/38.2ip) and 32 strikeouts.
- Tossed his first quality start of the season on 8/20 at Toledo with 6.0 shutout innings.
- Surrendered just one run in back-to-back quality starts at Louisville (9/7 and 9/12); allowed six hits and struck out 10 over the 12.0 innings pitched.
- Went 4-0 with a 0.39 ERA (1er/23.0ip) with 22 strikeouts on the road vs. Triple-A East opponents; went 0-4 with a 6.89 ERA (24er/31.1ip) and 23 strikeouts at Victory Field.

2019

- Spent the entire season with High-A Bradenton and went 6-7 with a 3.79 ERA (46er/109.1ip) and 78 strikeouts in 20 starts.
- Struck out a season-high seven batters in his season debut on 4/7 vs. St. Lucie; matched that mark on 5/28 vs. Lakeland.
- Followed up three straight losses with a career-high three-game winning streak from 5/22-6/2.
- Set a new career high with 7.0 innings pitched on 5/22 vs. Fort Myers; matched that mark three other times during the season.
- Recorded six consecutive quality starts from 6/2-7/2 with a 2.56 ERA (11er/38.2ip).
- Tossed his first career complete game on 7/9 (1) at Lakeland but took the loss (6.0ip, 8h, 4r, 4er, 1bb, 3k).
- Surrendered a career-high 10 hits on 7/21 at Tampa and earned the win after allowing just two runs.
- Made his final start on 7/26 vs. St. Lucie, missed his next start and was placed on the injured list on Aug. 8 (retroactive to Aug. 7) due to a shoulder injury.

2018

- Assigned to Single-A West Virginia on 5/18 and went 4-5 with a 3.81 ERA (33er/78.0ip) in 17 games (16 starts).
- Set a career high with three consecutive losses from 5/28-6/10 with a 7.63 ERA (13er/15.1ip).
- Surrendered a career-high seven earned runs on 6/5 (1) vs. Lexington (5.0ip).
- Struck out a career-high nine batters in 5.1 innings on 7/16 vs. Delmarva.
- Took a no-hitter through five innings on 7/29 vs. Asheville, earned the win after going 6.0 innings with six strikeouts.
- Tossed 3.0 hitless innings in relief on 9/1 at Charleston to earn the first and only save of his career.
- Went 4-3 with a 2.66 ERA (15er/50.2ip) at home vs. 0-2 with a 5.93 ERA (18er/27.1ip) on the road.

2017

- Made five starts between GCL Pirates and Rookie-Advanced Bristol and went a combined 1-0 with a 1.11 ERA (3er/24.1ip) and 18 strikeouts.
- Held right-handed batters to a .210 batting average (13-for-62) while lefties hit .321 (9-for-28).

2016

- Spent the entire season with GCL Pirates and went 1-2 with a 2.43 ERA (9er/33.1ip) and 21 strikeouts.
- Did not allow an earned run in 10.0 relief innings.
- Right-handed batters slashed .169/.179/.229 against him while left-handed batters slashed .395/.435/.512.

PERSONAL

- Max Joseph Kranick (pronounced "KRAN-ick").
- Is a 2015 graduate of Valley View (Archbald, Pa.) High School, where he went 16-3 with a 1.17 ERA and 201 strikeouts during his career.
- Went 5-0 with a 0.31 ERA and 66 strikeouts as a senior while leading his team to the District 2 Class AAA final.
- Was a 2016 Rawlings-Perfect Game second-team All-American selection.
- Committed to playing collegiate baseball at the University of Virginia before signing with the Pirates.
- Signed by Pirates scout Dan Radcliff.

SINGLE-GAME HIGHS/MISCELLANEOUS

Complete Games

1, 7/9/19 (1) @ Lakeland (A+)

Shutouts

N/A

Innings (Start)

7.0 (4x), MR: 7/2/19 vs. Jupiter (A+)

Winning Streak

3, 5/22-6/2/19 (A+)

Losing Streak

3 (2x), MR: 5/5-17/19 (A+)

Innings (Relief)

5.0, 8/11/16 @ GCL Braves (R)

Hits Allowed

10 (2x), MR: 7/28/21 vs. Milwaukee (NL)

Earned Runs Allowed

7, 6/5/18 (1) vs. Lexington (A)

Home Runs Allowed

2 (5x), MR: 8/10/21 vs. St. Paul (AAA)

Strikeouts

9 (2x), MR: 6/12/21 @ Nashville (AAA)

10+ Strikeout Games

N/A

Walks

4 (3x), MR: 9/19/21 @ Miami (NL)

CAREER PITCHING STATS

YEAR	TEAM	LG	LVL	ORG	W-L	ERA	6-6S	CG	SHO	SV-SVO	IP	H	R	ER	HR	HB	BB-IBB	SO	WHIP	AVG	AB
2016	GCL Pirates	GCL	R	PIT	1-2	2.43	9-6	0	0	0-0	33.1	31	13	9	1	0	4-0	21	1.05	.246	126
2017	Bristol	APP	R+	PIT	1-0	2.31	2-2	0	0	0-0	11.2	10	4	3	1	1	2-0	9	1.03	.233	43
2017	GCL Pirates	GCL	R	PIT	0-0	0.00	3-3	0	0	0-0	12.2	12	6	0	0	1	4-0	9	1.26	.255	47
2018	WV Power	SAL	A	PIT	4-5	3.81	17-16	0	0	1-1	78.0	72	35	33	7	5	18-0	77	1.15	.242	298
2019	Bradenton	FSL	A+	PIT	6-7	3.79	20-20	1	0	0-0	109.1	100	49	46	11	8	30-0	78	1.19	.246	407
2020	Altoona	NE	AA	PIT	1-0	4.02	2-3	0	0	0-0	15.2	14	7	7	2	0	2-0	16	1.02	.233	60
2021	Indianapolis	E	AAA	PIT	4-4	4.14	12-12	0	0	0-0	54.1	53	30	25	6	2	16-0	45	1.27	.252	210
2021	PITTSBURGH	NL	MLB	PIT	2-3	6.28	9-9	0	0	0-0	38.2	47	28	27	4	4	19-3	32	1.71	.301	156
Major League Totals					2-3	6.28	9-9	0	0	0-0	38.2	47	28	27	4	4	19-3	32	1.71	.301	156
Triple-A Totals					4-4	4.14	12-12	0	0	0-0	54.1	53	30	25	6	2	16-0	45	1.27	.252	210
Minor League Totals					17-18	3.51	66-62	1	0	1-1	315.0	292	144	123	28	17	76-0	255	1.17	.245	1191



TRAVIS MACGREGOR

RHP

Born: 10/15/97 in Tarpon Springs, Fla.

MLB Debut: N/A

Height/Weight: 6-3/205

Twitter: @travismac_15

Opening Day Age: 24

ML Service: 0.000

Bats/Throws: R/R

Instagram: @travismac15

Acquired: Selected by PIT in 2nd round (68th overall) in the 2016 First-Year Player Draft

2022 Baseball America Ranking (PIT): N/A

2022 MLB Pipeline Ranking (PIT): N/A

BA PROSPECT RANKINGS

MLB:
Org: PIT – #17 ('20), #31 ('18), #22 ('17)
Tools:

TRANSACTIONS

Selected by PIT (2nd round, 68th overall) in the 2016 First-Year Player Draft.

CAREER SUMMARY

2021

- Spent the entire season with Double-A Altoona and went 4-9 with a 6.25 ERA (63er/90.2ip) and 88 strikeouts in 22 games (21 starts).
- Tossed 3.0 no-hit innings on 5/26 vs. Erie, his second of two consecutive scoreless outings (also: 5/19 at Harrisburg, 5.0ip, 1h, 2bb, 7k).
- Gave up just two hits in a 13.0-inning span (three starts) from 5/19-6/2.
- Recorded three quality starts, his first on 6/30 at Hartford (6.0ip, 4h, 2r, 2er, 1bb, 4k).
- Surrendered a career-high tying nine hits on 7/8 vs. Akron (5.0ip).
- Lost a career-high seven consecutive decisions in eight starts from 7/25-9/3; registered a 10.08 ERA (31er/27.2ip) during that time span.
- Gave up a career-high tying seven earned runs in 2.1 innings on 8/12 (1) at Erie and took the loss.
- Tossed a career-high 6.1 innings with a season-high eight strikeouts on 9/16 at Bowie and earned the win in his final start of the season.
- Tied for the Double-A Northeast in games started.

2019

- Missed the entire season while rehabbing from Tommy John surgery.

2018

- Spent most of the season with Single-A West Virginia and went 1-4 with a 3.25 ERA (23er/63.2ip) and 74 strikeouts in 15 starts.
- Notched a career-high 12 strikeouts in 5.1 innings on 4/6 vs. Greenville, his first start of the season.
- Earned his first win of the season on 4/19 with 6.0 shutout innings vs. Asheville; was his only scoreless outing until August.
- Went 1-1 with a 2.08 ERA (4er/17.1ip), 28 strikeouts and 1.15 WHIP in April for his best month of the season.
- Placed on the 7-day injured list on 5/18 with a deltoid muscle injury; made two rehab starts with GCL Pirates in late June and was activated on 7/3.
- Tossed at least 5.0 innings in five of his final eight starts after returning from the injured list.
- Made his final start of the season on 8/19 vs. Charleston; tossed 2.0 hitless innings but was shut down due to right forearm soreness.
- Underwent Tommy John surgery in September.

2017

- Spent the entire season with Rookie-Advanced Bristol and went 1-4 with a 7.84 ERA (36er/41.1ip) and 32 strikeouts in 12 starts.
- Earned his first win of the season on 6/28 at Princeton with 5.0 two-hit innings, his only scoreless start of the season.
- Surrendered more than two earned runs in seven of his final 10 starts.
- Allowed 18 earned runs in 12.0 innings at home (13.50 ERA); allowed the same number of earned runs in 29.1 innings on the road (5.52 ERA).

2016

- Spent the entire season with GCL Pirates and went 1-1 with a 3.13 ERA (11er/31.2ip) in nine starts.
- Tossed 1.1 scoreless innings and recorded all four outs via strikeout in his professional debut on 7/4 at GCL Phillies.
- Earned his first professional win on 7/27 at GCL Tigers (5.0ip, 4h, 0r, 0er, 4k).
- Compiled a 1.10 ERA (2er/16.1ip) with 11 strikeouts in his first five starts.

PERSONAL

- Travis Slayden MacGregor.
- Was a 2016 Rawlings Perfect Game honorable mention All-American.
- Went 7-1 for East Lake (Fla.) High School as a senior while recording a 0.92 ERA and 82 strikeouts in 54.0 innings.

SINGLE-GAME HIGHS/MISCELLANEOUS

Complete Games

N/A

Winning Streak

2, 6/2-30/21 (AA)

Hits Allowed

9 (2x), MR: 7/8/21 vs. Akron (AA)

Strikeouts

12, 4/6/18 vs. Greenville (A)

Shutouts

N/A

Losing Streak

7, 7/25-9/3/21 (AA)

Earned Runs Allowed

7 (2x), MR: 8/12/21 (1) @ Erie (AA)

10+ Strikeout Games

1, 4/6/18 vs. Greenville (A)

Innings (Start)

6.1, 9/16/21 @ Bowie (AA)

Innings (Relief)

6.0, 6/30/21 @ Hartford (AA)

Home Runs Allowed

2 (5x), MR: 9/10/21 vs. Erie (AA)

Walks

4 (3x), MR: 8/28/21 vs. Richmond (AA)

CAREER PITCHING STATS

YEAR	TEAM	LG	LVL	ORG	W-L	ERA	G-6S	CG	SHO	SV-SVO	IP	H	R	ER	HR	BB	BB-IBB	SO	WHIP	AVG	AB
2016	GCL Pirates	GCL	R	PIT	1-1	3.13	9-9	0	0	0-0	31.2	29	12	11	1	3	10-0	19	1.23	.248	117
2017	Bristol	APP	R+	PIT	1-4	7.84	12-12	0	0	0-0	41.1	61	41	36	3	5	20-0	32	1.96	.339	180
2018	WV Power	SAL	A	PIT	1-4	3.25	15-15	0	0	0-0	63.2	58	35	23	7	5	21-0	74	1.24	.239	243
2019	GCL Pirates	GCL	R	PIT	0-0	2.57	2-2	0	0	0-0	7.0	6	2	2	1	1	1-0	6	1.00	.222	27
2020																					
2021	Altoona	NE	AA	PIT	4-9	6.25	22-21	0	0	0-0	90.2	92	69	63	13	10	41-0	88	1.47	.264	348
	Minor League Totals				7-18	5.18	60-59	0	0	0-0	234.1	246	159	135	25	24	93-0	219	1.45	.269	915



FABRICIO MACIAS

OF

Born: 3/11/98 in Saltillo, Coahuila, Mexico
MLB Debut: N/A
Height/Weight: 6-0/190
Twitter: N/A

Opening Day Age: 24
ML Service: 0.000
Bats/Throws: R/R
Instagram: @fabricio_macias25

Acquired: Signed by PIT as a minor league free agent on 2/21/18
2022 Baseball America Ranking (PIT): N/A
2022 MLB Pipeline Ranking (PIT): N/A

BA PROSPECT RANKINGS

TRANSACTIONS

MLB:
Org:
Tools:

› Signed by PIT as a minor league free agent on Feb. 21, 2018.

CAREER SUMMARY

2021

- › Began the season with High-A Greensboro and hit .316 (54-for-171) with 17 extra-base hits and 38 RBI in 44 games.
- › Launched grand slams in back-to-back innings on 5/30 vs. Williamsport, setting a career high with eight RBI.
- › Went on a career-high 10-game hitting streak from 6/17-27 and hit .439 (18-for-41) with five multi-hit games in that span.
- › Hit .361 (35-for-97) with 13 extra-base hits and 21 RBI in 24 June games for his best month of the season.
- › Promoted to Indianapolis on 7/6 and hit .245 (25-for-102) in 38 games through 9/11.
- › Recorded three consecutive multi-hit games in his first Triple-A series at Columbus; went 3-for-5 with a home run, three RBI and two runs scored on 7/10.
- › Hit .318 (14-for-44) with two home runs and nine RBI with runners on base in Triple-A.
- › Recorded hits in 15 of his 38 games played with Indianapolis, eight of which were multi-hit performances.
- › Was placed on the temporarily inactive list on 9/18 to play in a Mexican U23 tournament; did not appear in affiliated baseball for the remainder of the season.

2019

- › Spent the entire season with Single-A Greensboro and hit .280 (132-for-472) with 25 doubles and 79 RBI in 122 games.
- › Recorded his first multi-homer game on 4/27 at Hagerstown with four RBI.
- › Recorded two career-high four-hit performances, on 5/1 vs. Rome and 6/26 vs. West Virginia; also had three RBI in each of those games.
- › Notched six multi-hit and three multi-RBI performances in a seven-game span from 4/27-5/6.
- › Went 2-for-4 with a double and home run on 5/22 at West Virginia.
- › Ranked among South Atlantic League leaders in May with 24 runs scored (T-2nd), a .347 batting average (4th), 22 RBI (T-6th), 33 total hits (T-8th) and .941 OPS (10th).
- › Hit safely in 11-of-13 games from 8/17-30 with a .380 batting average (19-for-50), .560 slugging percentage and .978 OPS in that span.
- › Registered a .335 batting average (84-for-251) in 66 home games; hit .217 (48-for-221) in 56 games on the road.
- › Hit .414 (29-for-70) in the first inning.
- › Hit .348 (95-for-273) vs. starting pitchers and .186 (37-for-199) vs. relief pitchers.
- › Spent most of his time in center field and hit .323 (64-for-198) when in that position; also registered a .992 fielding percentage (one error, 123 total chances).
- › Ranked fourth in the SAL in hits and RBI and tied for sixth in runs scored (72).
- › Ranked second among all Pirates farmhands in RBI and sixth in batting average.

2018

- › Split the season between the Short-Season A West Virginia Black Bears and Single-A West Virginia Power, hitting .261 (53-for-203) in 59 games combined.
- › Hit his first professional home run on 8/4 vs. Augusta.
- › Recorded his first career-high four-hit game on 8/24 at Mahoning Valley and tied that feat on 8/31 at State College.

2016-17

- › Spent two seasons with Saraperos de Saltillo and hit .317 (58-for-183) in 82 games.
- › Was a home run shy of the cycle on 5/10/17 vs. Rieleros De Aguascalientes.
- › Registered four-hit games on 5/10/17 and 5/21/17, marking a career high.

PERSONAL

- › Fabricio Macias.
- › Was originally signed by Saraperos de Saltillo of the Mexican League on 7/24/16.

SINGLE-GAME HIGHS/MISCELLANEOUS

Hits		Home Runs		Grand Slams		Runs		Walks	
4 (4x), MR: 6/26/19 vs. West Virginia (A)		2 (2x), MR: 5/30/21 vs. Wilmington (A+)		2, MR: 5/30/21 vs. Wilmington (A+)		3 (5x), MR: 7/14/19 vs. West Virginia (A)		2 (6x), MR: 6/27/19 @ Lakewood (A)	
Hit Streak		RBI		Multi-homer Games		Stolen Bases		Strikeouts	
10, 6/17-27/21 (A+)		8, 5/30/21 vs. Wilmington (A+)		2, MR: 5/30/21 vs. Wilmington (A+)		1 (32x), MR: 7/25/21 vs. Toledo (AAA)		4, 9/11/21 @ Louisville (AAA)	

CAREER BATTING STATS

YEAR	TEAM	LG	LVL	ORG	AVG	G	AB	R	H	2B	3B	HR	RBI	BB	IBB	SO	SB	CS	OBP	SLG	OPS	HBP	SAC	SF	GIDP
2016	Saltillo	MEX	Fgn		.300	9	10	2	3	0	0	0	2	0	0	2	0	0	.300	.300	.600	0	1	0	0
2017	Saltillo	MEX	Fgn		.318	73	173	39	55	5	3	0	13	10	0	30	18	7	.351	.382	.733	0	0	2	1
2018	WV Black Bears	NYP	A-	PIT	.325	19	77	9	25	4	2	0	5	6	1	12	2	3	.373	.429	.802	0	0	0	1
2018	WV Power	SAL	A	PIT	.222	40	126	22	28	6	2	1	19	14	0	42	5	1	.315	.325	.640	4	2	2	2
2019	Greensboro	SAL	A	PIT	.280	122	472	72	132	25	3	8	79	28	0	90	18	11	.330	.396	.726	10	0	5	7
2020																									
2021	Greensboro	E	A+	PIT	.316	44	171	27	54	9	2	6	38	10	0	41	5	3	.364	.497	.861	3	0	0	2
2021	Indianapolis	E	AAA	PIT	.245	38	102	13	25	2	0	2	9	4	0	27	2	1	.300	.324	.624	4	1	0	3
Triple-A Totals					.245	38	102	13	25	2	0	2	9	4	0	27	2	1	.300	.324	.624	4	1	0	3
Minor League Totals					.279	263	948	143	264	46	9	17	150	62	1	212	32	19	.334	.400	.734	21	3	7	15



BLIGH MADRIS

OF

Born: 2/29/96 in Las Vegas, Nev.
MLB Debut: N/A
Height/Weight: 6-0/210
Twitter: @Bligh_Guy

Opening Day Age: 26
ML Service: 0.000
Bats/Throws: L/R
Instagram: @bligh_madris

Acquired: Selected by PIT in 9th round (268th overall) of the 2017 First-Year Player Draft
2022 Baseball America Ranking (PIT): N/A
2022 MLB Pipeline Ranking (PIT): N/A

BA PROSPECT RANKINGS

MLB:
Org:
Tools:

Selected by PIT (9th round, 268th overall) in the 2017 First-Year Player Draft.

TRANSACTIONS

AWARDS & HONORS

PIT MLB Teammate of the Year (2021)

Indianapolis Rookie of the Year (2021)

NYP All-Star (Mid, 2017)

NYP Player of the Week (7/24/17)

CAREER SUMMARY

2021

- Went 5-for-26 in 10 games with Double-A Altoona before being promoted to Indianapolis on 5/19; went 5-for-11 in his first three Triple-A games.
- Recorded six two-hit games in his first 10 games with Indianapolis, good for a .371 (13-for-35) batting average in May.
- Launched his second career grand slam on 7/18 vs. Omaha; also tied a career high with four RBI.
- Went 7-for-16 with two doubles, three home runs, six runs scored and eight RBI in a four-game span from 8/7-11.
- Was named Ind's August Player of the Month after hitting .261 (18-for-69) with 11 extra-base hits, a .536 slugging percentage, team-leading .912 OPS and a 1.15 strikeout-to-walk ratio.
- Recorded a career-high and team-high 15-game hitting streak from 8/28-9/15; hit .393 (22-for-56) with a .589 slugging percentage, 1.032 OPS and five walks to eight strikeouts during that span.
- Hit .320 (32-for-100) with 10 doubles, two home runs, 16 RBI, .480 slugging percentage and .855 OPS during a 26-game on-base streak from 8/27-10/3, the longest on-base streak by an Indians batter since Adam Frazier in 2016 and the eighth-longest since '05.
- Hit just nine doubles in his first 58 Triple-A games; hit 16 in his final 46 games to move into a share of the Indians team-lead with 25 (also: Chris Sharpe).
- Also led Indians qualifiers with a .352 on-base percentage and 35 extra-base hits, and tied for the team-lead with two-out RBI (25, also: Hunter Owen).
- Trailed only Christian Bethancourt with 22 multi-hit games and 13 multi-RBI games.
- Committed just two errors in 126 total chances (651.0 innings) at right and left field; did not commit an error in 45 total chances in left field.

2019

- Played the entire season with Altoona and hit .260 (119-for-457) in 132 games.
- Started the season with a six-game hitting streak from 4/4-9, batting .346 (9-for-26) with four extra-base hits.
- Did not draw a walk in his first 21 games (91 PA); drew first walk on 4/29 vs. Erie and walked in six straight games.
- Hit .309 (29-for-94) with seven doubles and nine RBI in April before his numbers dipped in May, when he hit .176 (15-for-85).
- Scored a career-high tying three runs on 5/2 at Double-A Richmond.
- Turned his numbers around in June by batting .272 (25-for-92) and driving in 15 runs with nine XBH.
- Had a seven-game hitting streak where he recorded three doubles and two RBI while batting .478 (11-for-23) from 8/9-16.
- Hit just .154 (8-for-52) with runners in scoring position and two outs.
- Batted .333 (4-for-12) and drove in seven runs with the bases loaded.
- Committed a career-high three errors in the outfield in 256 chances.
- Ranked among Pirates farmhands in hits (6th) and doubles (T-8th, 26).
- His hits total was seventh and doubles amount was ninth among Eastern League leaders.

2018

- Hit .238 (88-for-369) with a career-high nine home runs for High-A Bradenton in 103 games.
- Was a triple shy of the cycle twice; on 5/27 (1) vs. Jupiter (3-for-3, three RBI) and 7/10 vs. Lakeland (3-for-5, four RBI).
- Hit safely in seven of nine games from 7/3-13, five of which were multi-hit games.
- Drove in four runs to set a new career high on 4/9 at Lakeland; tied that record on 7/10 vs. Lakeland and 8/3 vs. Clearwater.
- Hit .294 (32-for-109) with six XBH against left-handed pitching and .215 (56-for-260) with 20 XBH against right-handed pitching.
- Ranked among Pirates farmhands in triples (T-5th, 5), and RBI (9th, 53).
- His five triples also tied for fifth among Florida State League leaders.

2017

- Spent the season with Short-Season A West Virginia, hitting .270 (61-for-226) with five homers and 31 RBI.
- Made his professional debut on 6/24 at Batavia and went 0-for-4; recorded a single for his first hit the next night.
- Hit .314 (27-for-86) with five doubles, two triples, three home runs and 16 RBI during the month of July, his best month of the season.
- Went 4-for-4 with two home runs to set single-game bests in hits and home runs on 7/20 vs. State College.
- Named New York-Penn League Player of the Week on 7/24 after hitting .524 (11-for-21) with three multi-hit contests the week prior.
- Hit safely in eight consecutive games from 7/16-25, batting .438 (14-for-32) with 10 RBI and six walks.
- Logged 423.2 innings in right field for the Black Bears and committed only two errors.
- Ranked among NYPL leaders in total bases (5th, 97), runs (T-6th, 36), XBH (T-8th, 22), RBI (9th), hits (9th), triples (T-9th, 4) and slugging percentage (10th, .429).

PERSONAL


- Bligh John Madris.
- Majored in Sports Management at Colorado Mesa (Grand Junction) University.
- Hit .422 with 17 home runs, 14 doubles, 67 RBI and .757 slugging percentage in 62 games as a redshirt sophomore; ranked eighth in the nation among Division II players in slugging percentage and 10th in RBI.
- Made eight pitching appearances out of the bullpen.
- Was named a finalist for the 2017 Tino Martinez Player of the Year, awarded to the DII Most Outstanding Player.
- Won the Rocky Mountain Athletic Conference Tournament MVP Award as a member of the 2015 Colorado Mesa team that won the RMAC Championship and hosted the NCAA South Central Regional.
- Was an All-Region selection, All-RMAC selection and RMAC Freshman of the Year after batting .381 with 20 doubles, four home runs, 52 RBI and 23 walks in 2015.
- Two-time All-State selection at Foothill (Henderson, Nev.) High School.
- In high school, hit .457 as a sophomore, .406 as a junior and .437 as a senior.

SINGLE-GAME HIGHS/MISCELLANEOUS

Hits	Home Runs	Grand Slams	Runs	Walks
4, 7/20/17 vs. State College (A-)	2, 7/20/17 vs. State College (A-)	2, MR: 7/18/21 vs. Omaha (AAA)	3 (2x), MR: 5/2/19 @ Richmond (AA)	3, 7/30/17 @ Williamsport (A-)
Hit Streak	RBI	Multi-homer Games	Stolen Bases	Strikeouts
15, 8/28-9/15/21 (AAA)	4 (4x), MR: 7/18/21 vs. Omaha (AAA)	1, 7/20/17 vs. State College (A-)	1 (10x), MR: 9/2/21 vs. Iowa (AAA)	4, 7/15/17 vs. Staten Island (A-)

CAREER BATTING STATS

YEAR	TEAM	LG	LVL	ORG	AVG	G	AB	R	H	2B	3B	HR	RBI	BB	IBB	SO	SB	CS	OBP	SLG	OPS	HBP	SAC	SF	GDP
2017	WW Black Bears	NYP	A-	PIT	.270	56	226	36	61	13	4	5	31	22	2	43	2	5	.344	.429	.773	4	3	1	4
2018	Bradenton	FSL	AA	PIT	.238	103	369	40	88	12	5	9	53	28	0	88	3	4	.292	.371	.664	3	3	7	1
2019	Altoona	EAS	AA	PIT	.260	132	457	50	119	26	2	8	55	43	3	99	3	4	.324	.379	.703	2	4	7	
DID NOT PLAY																									
2021	Altoona	NE	AA	PIT	.192	10	26	2	5	0	0	0	1	7	0	6	0	0	.364	.192	.556	0	0	0	0
2021	Indianapolis	E	AAA	PIT	.272	104	334	43	91	25	1	9	55	40	1	70	2	4	.352	.434	.786	4	1	6	8
Triple-A Totals					.272	104	334	43	91	25	1	9	55	40	1	70	2	4	.352	.434	.786	4	1	6	8
Minor League Totals					.258	405	1412	171	364	76	12	31	195	140	6	306	10	17	.327	.394	.721	13	11	18	20



TUCUPITA MARCANO

UTIL

Born: 9/16/99 in Tucupita, Venezuela

MLB Debut: 4/1/21 (SD) vs. ARI

Height/Weight: 6-0/180

Twitter: @Tucupita16

Acquired: Trade (SD) on 7/26/21 with RHP Michell Miliano and OF Jack Suwinski in exchange for INF Adam Frazier and cash.

2022 Baseball America Ranking (PIT / Tools): No. 27 / Best Strike-Zone Discipline

2022 MLB Pipeline Ranking (PIT): No. 25

Opening Day Age: 22

ML Service: 0.034

Bats/Throws: L/R

Instagram: @tucupita16

BA PROSPECT RANKINGS

MLB:

Org: PIT - #27 ('22); SD - #8 ('21), #18 ('20), #27 ('19)

Tools: PIT - Best Strike-Zone Discipline ('22)

TRANSACTIONS

↳ Signed by SD as a non-drafted free agent on July 2, 2016.

↳ Had his contract first selected by SD on Nov. 20, 2020.

↳ Traded to SD from PIT on July 26, 2021 with RHP Michell Miliano and OF Jack Suwinski in exchange for INF Adam Frazier and cash.

AWARDS & HONORS

MID Player of the Week (5/6/19)

AZL All-Star (Post, 2018)

CAREER SUMMARY

2021

- ↳ Began the season on San Diego's Opening Day roster and made his MLB debut on 4/1 vs. Arizona; walked in his lone plate appearance as a pinch hitter and scored a run.
- ↳ Singled off San Francisco's Wandy Peralta as a pinch hitter on 4/6 for his first big-league hit.
- ↳ Made his first major league start in right field on 4/15 at Pittsburgh and went 1-for-4 with an RBI double.
- ↳ Was optioned to the Padres Alternate Training Site on 4/16 and played in five games with Triple-A El Paso at the start of the minor league season before being promoted back to San Diego on 5/11.
- ↳ Hit .182 (8-for-44) in 25 games over three stints with San Diego; posted a perfect fielding percentage in 43.2 innings in the infield (19 total chances) and committed one error in 32.0 outfield innings (four total chances).
- ↳ Served as a pinch hitter in 12 of his 25 big-league games.
- ↳ Played in 45 games with El Paso and hit .273 (47-for-172) with six home runs, 27 RBI, 27 walks to 26 strikeouts and an .808 OPS.
- ↳ Went 3-for-4 with a career-high two home runs and five RBI on 6/19 vs. Sugar Land.
- ↳ Ranked among Triple-A West leaders with a .417 average (2nd), .506 on-base percentage (3rd), 1.159 OPS (3rd), 21 runs scored (T-4th), 30 total hits (T-6th) and 14 walks (T-6th) in the month of June.
- ↳ Hit just .169 (11-for-65) in 18 July games with El Paso before being traded from San Diego to Pittsburgh on 7/26 in exchange for former Indians second baseman Adam Frazier.
- ↳ Spent the remainder of the season with Indianapolis, hitting .230 (42-for-183) in 48 games.
- ↳ Went on a career-high tying 10-game hitting streak from 7/30-8/11 with a .295 batting average (13-for-44) and three extra-base hits.
- ↳ Posted a .985 Triple-A fielding percentage (3 errors in 195 total chances) in 386.1 innings at second base, his primary position.
- ↳ Spent most of his time as the leadoff hitter for both El Paso and Indianapolis, hitting .252 (76-for-301) with 48 walks to 49 strikeouts in 76 games.
- ↳ Hit .303 (40-for-132) with a 1.001 strikeout-to-walk ratio with runners on base in Triple-A.

2019

- ↳ Spent the entire season with Single-A Fort Wayne and hit .270 (124-for-460) in 111 games.
- ↳ Recorded a career-high four hits on 4/30 vs. Kane County; tied that mark on 8/3 vs. West Michigan and 8/30 vs. South Bend.
- ↳ Set a career-high 10-game hitting streak from 4/28 (2)-5/10; hit .439 (18-for-41) with a .489 on-base percentage and 1.026 OPS in that stretch.
- ↳ Continued his hot streak through the month of May, hitting safely in 18 of 21 games with a .341 batting average (29-for-85).
- ↳ Hit .317 (71-for-224) with 16 extra-base hits in 54 home games and .225 (53-for-236) with eight extra-base hits in 57 road games.

2018

- ↳ Split the season between AZL Padres 2 and Short-Season A Tri-City; hit .366 (71-for-194) with an .888 OPS in 52 games.
- ↳ Struck out almost half as many times (16) as he walked (30).
- ↳ Had multiple hits in 11-of-21 games in July, hitting .413 (31-for-75); 30 of his 31 hits were singles.
- ↳ Hit his first professional home run on 8/16 at Vancouver.
- ↳ Posted a .992 fielding percentage (one error in 122 total chances) in 29 games at second base; committed five errors in 93 total chances (.946) in 24 games at shortstop.

2017

- ↳ Spent the season with DSL Padres and hit .206 (35-for-170) with 34 walks and just 15 strikeouts in 49 games.
- ↳ Lined an RBI single for his first professional hit on 6/8 at DSL Orioles.
- ↳ Recorded an out just three times in 40 plate appearances when ahead in the count; took 34 walks.

PERSONAL


- ↳ Tucupita Jose Marcano Circelli, has one newborn son, Aaron Tucupita.
- ↳ Was named after the Venezuelan city in which he was born; is also the nickname of his father, Raul, who had a long career in independent baseball, including stops in the Mexican League, Western League and finally with Pennsylvania's Lancaster Barnstormers of the Atlantic League in 2005.

SINGLE-GAME HIGHS/MISCELLANEOUS

Hits		Home Runs		Grand Slams		Runs		Walks	
4 (3x), MR: 8/30/19 vs. South Bend (A)		2, 6/19/21 vs. Sugar Land (AAA)		N/A		4, 8/6/18 @ AZL Athletics (R)		3 (4x), MR: 8/6/18 @ AZL Athletics (R)	
Hit Streak		RBI		Multi-homer Games		Stolen Bases		Strikeouts	
10 (2x), MR: 7/30-8/11/21 (AAA)		5, 6/19/21 vs. Sugar Land (AAA)		1, 6/19/21 vs. Sugar Land (AAA)		2 (6x), MR: 8/11/19 @ South Bend (A)		4, 7/19/21 @ Las Vegas (AAA)	

CAREER HITTING STATS

YEAR	TEAM	LG	LVL	ORG	AVG	G	AB	R	H	2B	3B	HR	RBI	BB	IBB	SO	CS	SB	OBP	SLG	OPS	HBP	SAC	SF	GIDP
2017	DSL Padres	DSL	R	SD	.206	49	170	17	35	4	2	0	15	34	1	15	10	3	.337	.253	.590	1	1	3	2
2018	AZL Padres 2	AZL	R	SD	.395	35	124	33	49	4	1	0	17	26	0	10	10	7	.497	.444	.941	2	5	3	2
2018	Tri-City	NWL	A-	SD	.314	17	70	12	22	1	2	1	9	4	1	6	5	0	.355	.429	.784	1	1	1	1
2019	Fort Wayne	MID	A	SD	.270	111	460	55	124	19	3	2	45	35	0	45	15	16	.323	.337	.660	3	3	3	4
2020	DID NOT PLAY - SAN DIEGO'S ALTERNATE TRAINING SITE																								
2021	SAN DIEGO	NL	MLB	SD	.182	25	44	7	8	1	0	0	3	6	0	9	0	1	.280	.205	.485	0	0	0	2
2021	El Paso	W	AAA	SD	.273	45	172	31	47	7	2	6	27	27	0	26	4	4	.366	.442	.808	0	0	3	1
2021	Indianapolis	E	AAA	PIT	.230	48	183	29	42	4	1	1	12	26	0	33	8	1	.325	.279	.604	0	1	0	2
Major League Totals					.182	25	44	7	8	1	0	0	3	6	0	9	0	1	.280	.205	.485	0	0	0	2
Triple-A Totals					.251	93	355	60	89	11	3	7	39	53	0	59	12	5	.345	.358	.703	0	1	3	3
Minor League Totals					.271	305	1179	177	319	39	11	10	125	152	2	135	52	31	.354	.348	.702	7	11	13	12



MASON MARTIN

INF

Born: 6/29/99 in Kennewick, Wash.

MLB Debut: N/A

Height/Weight: 6-0/220

Twitter: @masonmartin7

Opening Day Age: 22

ML Service: 0.000

Bats/Throws: L/R

Instagram: @mason__martin

Acquired: Selected by PIT in 17th round (508th overall) of the 2017 First-Year Player Draft

2022 *Baseball America* Ranking (PIT): No. 31

2022 MLB Pipeline Ranking (PIT / Tools): No. 24, Power 60

BA PROSPECT RANKINGS

MLB:

Org: PIT – #31 ('22), #21 ('21), #15 ('20), #18 ('18)

Tools:

MLB.com Organization All-Star (2019, '21)

AA-NE All-Star (Post, 2021)

Pittsburgh MiLB Player of the Year (2019)

MLB Joe Bauman Home Run Award Single A (2019)

AWARDS & HONORS

Baseball America Low Class A All-Star (2019)

SAL All-Star (Mid/Post, 2019)

FSL Player of the Week (7/29/19)

APP Player of the Week (6/25/18)

Baseball America Rookie All-Star (2017)

GCL All-Star (Post, 2017)

GCL Most Valuable Player (2017)

CAREER SUMMARY

2021

- Began the season with Double-A Altoona and hit .242 (100-for-414) with 29 doubles, 22 home runs and 75 RBI in 112 games.
- Ranked among Double-A Northeast leaders in RBI (2nd), total bases (2nd, 199), extra-base hits (T-2nd, 53), home runs (T-4th), doubles (T-4th), hits (8th), runs (10th, 62).
- Hit safely in nine of his first 11 games, five of which were multi-hit contests.
- Homered in four consecutive games from 7/3 (1)-7/6; hit six home runs with 11 RBI in that league-high tying stretch.
- Went 3-for-5 with two home runs and five RBI on 7/6 vs. Akron.
- Hit safely in 19-of-23 games from 6/27-7/25, registering a .306 batting average (26-for-85) with seven doubles, 10 home runs, 25 RBI and a 1.126 OPS.
- Launched 18 of his 22 Double-A home runs off right-handed pitchers.
- Spent all 112 games as the Curve's cleanup hitter.
- Hit .313 (15-for-48) with five doubles, one home run and 18 RBI with runners in scoring position and two outs.
- Compiled a .990 fielding percentage (eight errors, 839 total chances) in 929.2 innings at first base, was the Curve's designated hitter for four games.
- Promoted to Indianapolis on 9/20 and went hitless in his Triple-A debut at Omaha two days later.
- Homered for his first Triple-A hit on 9/24 at Omaha; went 2-for-4 with a pair of two-run home runs.
- Ranked among Pirates farmhands in home runs (1st, 25), RBI (1st, 81), extra-base hits (1st, 56), doubles (T-1st, 29), total bases (2nd, 214), hits (5th, 106), slugging percentage (6th, .487), runs (T-7th, 66), OPS (9th, .804).

2019

- Began the season with Single-A Greensboro and hit .262 (79-for-301) with a team-leading 23 home runs and 83 RBI in 82 games.
- Hit five home runs in as many games from 4/20-25; went 9-for-21 (.429) over that stretch with a 1.690 OPS and 10 RBI.
- Hit safely in 14-of-15 games from 5/16-30 with a .333 average, seven home runs and 24 RBI.
- Hit .293 (29-for-99) for his highest monthly average of the year in May; also recorded a season-high nine home runs and 36 RBI.
- Went 3-for-5 with three doubles and five RBI on 6/30 at Lakewood.
- Hit his first grand slam of the season and his only with Greensboro on 7/1 at Hagerstown; was his fifth of eight games with four-plus RBI.
- Excelled with runners on base in Greensboro, hitting .309 (47-for-152) with 26 extra-base hits and 75 RBI.
- Tied for first in the South Atlantic League in home runs, ranked third in RBI at the end of the season.
- Was named as a SAL mid and postseason All-Star.
- Promoted to Bradenton on 7/9 and hit .239 (42-for-176) with 12 home runs and 46 RBI through the remainder of the season (49 games).

Selected by PIT (17th round, 508th overall) in the 2017 First-Year Player Draft.

TRANSACTIONS

- Named the Florida State League Player of the Week on 7/29 after hitting .346 (9-for-26) with four home runs (one multi-HR game) and 11 RBI the week prior.
- Hit two grand slams in a five-game span, on 8/11 (2) vs. Dunedin and 8/14 (2) at Florida.
- Recorded his second five-RBI game of the season after going 2-for-6 with a double and home run on 8/15 at Florida.
- Led all Pirates farmhands with 35 home runs and 129 RBI; led MiLB in RBI and tied for fourth in homers.

2018

- Began the season with Single-A West Virginia and hit .200 (30-for-150) in 45 games.
- Hit safely in 10-of-11 games from 4/20-5/1, half of which were two-hit contests, with a .357 average (15-for-42).
- Transferred to Rookie-Advanced Bristol on 6/8 and hit .233 (52-for-223) in 59 games through the end of the season.
- Hit his first career grand slam on 6/28 at Princeton.
- Set a career high with four runs scored on 7/16 at Greenville.
- Tabbed five consecutive multi-hit games from 7/16-21, including a four-hit game on 7/21 vs. Kingsport.
- Went 4-for-6 with four runs scored, a double, two home runs and career-high six RBI on 8/17 at Burlington.
- Hit .189 (7-for-37) with runners in scoring position in West Virginia, improved that mark to .292 (21-for-72) in Bristol.

2017

- Spent the entire season with GCL Pirates and hit .307 (39-for-127) with 11 home runs and 22 RBI in 39 games.
- Began a career-high 12-game hitting streak on 7/14 and hit .488 (20-for-41) with six doubles, seven home runs and 15 RBI through 8/2.
- Went 4-for-4 with a double, home run and three RBI on 7/17 at GCL Tigers West.
- Logged his first career two home run game on 7/20 at GCL Blue Jays.
- Hit .344 (11-for-32) against left-handed pitchers.
- Rated by *Baseball America* as the Gulf Coast League's No. 6 prospect after the season.

PERSONAL

- Mason Neil Martin.
- Is a 2017 graduate of Southridge (Kennewick, Wash.) High School, where he played first base and batted .507 with nine doubles, five homers and 30 RBI as a senior.
- Was named First-Team Mid-Columbia Conference in 2017.
- Also played quarterback on his high school football team.
- Was ranked by *Baseball America* as the fifth-best prospect in the state of Washington at the time of the 2017 MLB Draft (was announced as a right fielder in the draft).
- Passed on commitment to play college baseball at Gonzaga University.
- Father, Chad, is a professional body builder and a member of the National Body Builder's Hall of Fame.

SINGLE-GAME HIGHS/MISCELLANEOUS

Hits	Home Runs	Grand Slams	Runs	Walks
4 (3x), MR: 8/17/18 @ Burlington (R+)	2 (9x), MR: 9/24/21 @ Omaha (AAA)	4, MR: 8/14/19 (2) @ Florida (A+)	4 (2x), MR: 8/17/18 @ Burlington (R+)	3 (5x), MR: 7/1/19 @ Hagerstown (A)
Hit Streak	RBI	Multi-homer Games	Stolen Bases	Strikeouts
12, 7/14-8/2/17 (R)	6, 8/17/18 @ Burlington (R+)	9, MR: 9/24/21 @ Omaha (AAA)	1 (13x), MR: 7/5/19 vs. Lakewood (A)	5, 8/25/18 @ Elizabethton (R+)

CAREER BATTING STATS

YEAR	TEAM	LG	LVL	ORG	AVG	G	AB	R	H	2B	3B	HR	RBI	BB	SO	SB	CS	OBP	SLG	OPS	HBP	SAC	FI	GI DP			
2017	GCL Pirates	GCL	R	PIT	.307	39	127	37	39	8	0	11	22	32	4	41	2	2	.457	.630	1.087	4	2	1	1		
2018	WP Power	SAL	A	PIT	.200	45	150	16	30	8	0	4	18	18	0	62	1	1	.302	.333	.636	4	1	0	1		
2018	Bristol	APP	R+	PIT	.233	59	223	42	52	10	1	10	40	42	1	87	2	2	.357	.422	.778	2	0	2	6		
2019	Greensboro	SAL	A	PIT	.262	82	301	58	79	19	3	23	83	46	1	103	8	2	.361	.575	.935	3	0	5	0		
2019	Bradenton	FSL	A+	PIT	.239	49	176	32	42	13	1	12	46	22	0	65	0	1	.333	.528	.862	3	0	0	1		
2020					DID NOT PLAY - PITTSBURGH'S ALTERNATE TRAINING SITE																						
2021	Altoona	NE	AA	PIT	.242	112	414	22	75	38	2	16	10	0	0	2	2	.318	.481	.799	12	0	7	3			
	Indianapolis	E	AAA	PIT	.240	8	25	4	6	0	0	3	6	1	0	0	1	.296	.600	.896	1	0	0	1			
	Triple-A Totals				.240	8	25	4	6	0	0	3	6	1	0	0	1	.296	.600	.896	1	0	0	1			
	Minor League Totals				.246	394	1416	251	348	87	7	85	290	199	8	529	13	11	.347	.497	.844	29	3	15	13		



ZACH MATSON

LHP

Born: 10/24/95 in Fayetteville, Mo.
MLB Debut: N/A
Height/Weight: 6-3/225
Twitter: @zmatson25

Opening Day Age: 26
ML Service: 0.000
Bats/Throws: L/L
Instagram: zachmatson

Acquired: Selected by PIT from COL in Triple-A phase of Rule 5 Draft on 12/8/21
2022 Baseball America Ranking (PIT): N/A
2022 MLB Pipeline Ranking (PIT): N/A

AWARDS & HONORS

SAL All-Star (Mid, 2019)

TRANSACTIONS

- Selected by BAL (24th round, 721st overall) in the 2016 First-Year Player Draft.
- Released by BAL on **March 12, 2021**.
- Signed by COL as a minor league free agent on **April 27, 2021**.
- Selected by PIT from COL in the Triple-A phase of the Rule 5 Draft on **Dec. 8, 2021**.

CAREER SUMMARY

2021

- Spent the entire season with Double-A Hartford and went 2-2 with a 5.73 ERA (21er/33.0ip) and 57 strikeouts in 35 appearances.
- Surrendered a career-high tying two home runs while recording just one out on 5/12 vs. Portland.
- Earned his first Double-A win after recording just one out on 6/5 vs. Bowie.
- Surrendered a career-high six earned runs on 6/17 at New Hampshire (1.0ip).
- Had a 12.15 ERA (18er/13.1ip) in his first 17 appearances through 7/21; turned his season around and compiled a 1.37 ERA (3er/19.2ip) in his final 18 games through the end of the season.
- Did not allow an earned run in 10 consecutive appearances (9.0ip) from 7/31-8/31; compiled a 0.69 WHIP in August.

2019

- Began the season with Single-A Delmarva and went 4-0 with a 2.55 ERA (10er/35.1ip), four saves and 63 strikeouts in 17 outings.
- Went on a career-high four-game winning streak from 4/23-6/1 with a 1.82 ERA (5er/24.2ip), three saves and 44 strikeouts during that span.
- Named to the South Atlantic League midseason All-Star team and surrendered one walk in 1.0 inning in the game on 6/18.
- Struck out a career-high nine of 13 total batters faced in a career-high 4.0 innings on 5/16 at Greensboro.
- Promoted to High-A Frederick on 6/24 and went 1-2 with a 5.01 ERA (18er/32.1ip) and 35 strikeouts in 17 games through the rest of the season.

2018

- Spent the majority of the season with Short-Season A Aberdeen and went 2-1 with a 1.89 ERA (4er/19.0ip) and 30 strikeouts in 16 games.
- Converted his first professional save with 2.0 perfect innings and five strikeouts on 6/22 at Staten Island.
- Promoted to Frederick for four games and surrendered just one earned run in 6.1 innings.
- Earned his first professional win on 8/3 at Brooklyn with 1.0 hitless inning and one strikeout.
- Went on an 11.0-inning scoreless streak from 7/31-9/3 with 20 strikeouts and a 0.91 WHIP.

2017

- Split the season between Aberdeen and Delmarva, going 0-1 with a 4.13 ERA (11er/24.0ip) in 16 appearances.
- Did not surrender a home run in his first 20.2 innings pitched (14 appearances) of the season.

2016

- Spent the entire season with GCL Orioles and went 0-4 with a 2.97 ERA (10er/30.1ip) in 17 games.
- Made his professional debut on 6/27 vs. GCL Twins and struck out two batters in 1.0 inning.
- Compiled a 1.10 ERA (2er/16.1ip) in his first 10 appearances through 7/29.
- Went on a career-high four-game losing streak with a 5.09 ERA (10er/17.2ip) through nine games from 7/21-8/26.

PERSONAL

- Zach Todd Matson.

SINGLE-GAME HIGHS/MISCELLANEOUS

Complete Games

N/A

Winning Streak

4, 4/23-6/1/19 (A)

Hits Allowed

6 (2x), MR: 9/2/19 vs. Potomac (A+)

Strikeouts

9, 5/16/19 @ Greensboro (A)

Shutouts

N/A

Losing Streak

4, 7/21-8/26/16 (R)

Earned Runs Allowed

6, 6/17/21 @ New Hampshire (AA)

10+ Strikeout Games

N/A

Innings (Start)

N/A

Innings (Relief)

4.0, 5/16/19 @ Greensboro (A)

Home Runs Allowed

2 (2x), MR: 5/12/21 vs. Portland (AA)

Walks

4, 5/1/19 @ Columbia (A)

CAREER PITCHING STATS

YEAR	TEAM	LG	LVL	ORG	W-L	ERA	G-6S	CG	SHO	SV-SVO	IP	H	R	ER	HR	HB	BB-IBB	SO	WHIP	AVG	AB
2016	GCL Orioles	GCL	R	BAL	0-4	2.97	17-0	0	0	0-1	30.1	32	21	10	2	3	13-1	29	1.48	.267	120
2017	Aberdeen	NYP	A-	BAL	0-0	4.15	13-0	0	0	0-1	17.1	20	11	8	0	0	6-0	22	1.50	.282	71
2017	Delmarva	SAL	A	BAL	0-1	4.05	3-0	0	0	0-0	6.2	5	3	3	1	0	4-0	4	1.35	.208	24
2018	Aberdeen	NYP	A-	BAL	2-1	1.89	16-0	0	0	2-3	19.0	6	4	4	1	2	12-1	30	0.95	.100	60
2018	Frederick	CAR	A+	BAL	0-0	1.42	4-0	0	0	0-0	6.1	6	3	1	0	1	5-0	5	1.74	.273	22
2019	Delmarva	SAL	A	BAL	4-0	2.55	17-0	0	0	4-4	35.1	21	10	10	3	1	19-0	63	1.13	.168	125
2019	Frederick	SAL	A+	BAL	1-2	5.01	17-0	0	0	1-3	32.1	29	21	18	5	5	19-0	35	1.48	.236	123
2020											DID NOT PLAY										
2021	Hartford	NE	AA	COL	2-2	5.73	35-0	0	0	0-0	33.0	28	24	21	6	4	15-0	57	1.30	.226	124
	Minor League Totals				9-10	3.74	122-0	0	0	7-12	180.1	147	97	75	18	16	93-2	245	1.33	.220	669



TREY MCGOUGH

LHP

Born: 3/29/98 in Johnstown, Pa.
MLB Debut: N/A
Height/Weight: 6-3/195
Twitter: @treymcgough

Opening Day Age: 24
ML Service: 0.000
Bats/Throws: L/L
Instagram: @trey_mcgough

Acquired: Selected by PIT in 24th round (724th overall) of the 2019 First-Year Player Draft
2022 *Baseball America* Ranking (PIT / Tools): N/A / Best Control
2022 MLB Pipeline Ranking (PIT): N/A

BA PROSPECT RANKINGS

TRANSACTIONS

MLB:
Org:
Tools: PIT – **Best Control** ('22)

› Selected by PIT (24th round, 724th overall) in the 2019 First-Year Player Draft.

CAREER SUMMARY

2021

- › Began the season with High-A Greensboro and went 0-0 with a 2.00 ERA (4er/18.0ip) in six games (one start) in May.
- › Transferred to Double-A Altoona on 6/1 and transitioned to a starting role; went 6-5 with a 3.41 ERA (36er/95.0ip) and 77 strikeouts in 18 starts through the remainder of the season.
- › Tossed his first quality start of the season on 6/24 vs. Harrisburg (6.0ip, 6h, 2r, 2er, 2k).
- › Earned the win on 7/2 at Hartford in a rain-shortened, 5.0-inning complete game with a career-high nine strikeouts.
- › Set a career high with a 7.0-inning start on 7/15 vs. Binghamton but took a no-decision (4h, 1r, 1er, 4k).
- › Registered a career-high three-game winning streak in five starts in July, finishing the month with a 2.89 ERA (9er/28.0ip) and 24 strikeouts.
- › Surrendered a career-high tying five earned runs on a career-high eight hits on 8/31 at Akron.
- › Did not allow a run in two of three 7.0-inning starts, on 8/19 vs. Somerset and 9/12 vs. Erie.
- › Surrendered just one earned run in his final 17.0 innings with as many strikeouts.
- › Led all Pirates farmhands with a 1.12 WHIP; also ranked in ERA (2nd, 3.19), winning percentage (2nd, .545), innings pitched (3rd, 113.0), average against (3rd, .240) and games started (T-7th, 19).

2019

- › Split the season between Rookie-Advanced Bristol and Short-Season A West Virginia, went 3-1 with a 3.86 ERA (14er/32.2ip) in 18 relief appearances.
- › Earned his first professional win on 6/26 at Elizabethton (2.0ip, 0h, 0r, 2k).
- › Went 2-0 with a 1.04 ERA (2er/17.1ip) and 26 strikeouts in nine appearances with Bristol before being transferred to West Virginia on 7/26.
- › Surrendered just five hits and one earned run in 12.1 innings from 8/9-27.
- › Struck out a season-high eight batters on 8/27 at State College (4.0ip).

PERSONAL

- › Trey Scott McGough ("muh-GO").
- › Went 3-4 with a 4.74 ERA (36er/68.1ip) and 60 strikeouts in 12 appearances as a junior at Mount St. Mary's (Md.) University in 2019.
- › Led the team in innings pitched (76.1), strikeouts (62) and complete games (four) in 2018.
- › Was named to the All-Northeast Conference first team in 2018 and All-NEC second team in 2019.
- › Is a graduate of Ferndale Area (Johnstown, Pa.) High School and was one of 58 students in his graduating class.

SINGLE-GAME HIGHS/MISCELLANEOUS

Complete Games
1, 7/2/21 @ Hartford (AA)

Winning Streak
3, 7/2-27/21 (AA)

Hits Allowed
8, 8/31/21 @ Akron (AA)

Strikeouts
9, 7/2/21 @ Hartford (AA)

Shutouts
N/A

Losing Streak
2 (2x), MR: 8/25-31/21 (AA)

Earned Runs Allowed
5 (2x), MR: 8/31/21 @ Akron (AA)

10+ Strikeout Games
N/A

Innings (Start)
7.0 (3x), MR: 9/12/21 vs. Erie (AA)


Innings (Relief)
4.0, 8/27/19 @ State College (A-)

Home Runs Allowed
1 (10x), MR: 9/18/21 @ Bowie (AA)

Walks
3 (2x), MR: 6/12/21 (1) vs. Akron (AA)

CAREER PITCHING STATS

YEAR	TEAM	LG	LVL	ORG	W-L	ERA	G-GS	CG	SHO	SV-SVO	IP	H	R	ER	HR	HB	BB-IBB	SO	WHIP	AVG	AB
2019	Bristol	APP	R+	PIT	2-0	1.04	9-0	0	0	1-1	17.1	13	3	2	0	0	5-0	26	1.04	.197	66
2019	WV Black Bears	NYP	A-	PIT	1-1	7.04	9-0	0	0	0-1	15.1	18	13	12	2	0	4-0	15	1.43	.286	63
2020																					
2021	Greensboro	E	A+	PIT	0-0	2.00	6-1	0	0	0-0	18.0	12	4	4	1	0	4-0	13	0.89	.197	61
2021	Altoona	NE	AA	PIT	6-5	3.41	18-18	1	0	0-0	95.0	89	39	36	7	1	21-0	77	1.16	.247	360
	Minor League Totals				9-6	3.34	42-19	1	0	1-2	145.2	132	59	54	10	1	34-0	131	1.14	.240	550



NICK MEARS

RHP

Born: 10/7/96 in Rocklin, Calif.
MLB Debut: 8/8/20 (PIT) vs. DET
Height/Weight: 6-2/200
Twitter: @NickMears46

Opening Day Age: 25
ML Service: 0.113
Bats/Throws: R/R
Instagram: @smoke_n_mears

Acquired: Signed by PIT as a non-drafted free agent on 8/22/18
2022 Baseball America Ranking (PIT): N/A
2022 MLB Pipeline Ranking (PIT): N/A

BA PROSPECT RANKINGS

MLB:
Org: PIT – #19 ('20)
Tools:

TRANSACTIONS

- Signed by PIT as a non-drafted free agent on Aug. 22, 2018.
- Had his contract first selected by PIT on Aug. 8, 2020.

CAREER SUMMARY

2021

- Began the season with Indianapolis and went 2-2 with a 5.30 ERA (11er/18.2ip) and 25 strikeouts in 17 appearances.
- Surrendered a career-high tying three walks and career-high five earned runs in 0.1 inning on 5/5 at Iowa, his first outing of the season.
- Allowed just one earned run in 11.2 innings at Victory Field; allowed 10 earned runs in 7.0 innings on the road in Triple-A.
- Earned his first career win above High-A on 6/24 at Louisville when he tossed 2.0 scoreless innings.
- Was promoted to Pittsburgh on 5/26 and appeared with the big-league club 30 times over the course of the season; went 1-0 with a 5.01 ERA (13er/23.1ip) and 23 strikeouts.
- Did not allow a run in his final eight appearances (5.1ip) with five hits allowed and seven strikeouts.
- Earned his first major league win in his final outing of the season on 10/2 vs. Cincinnati (0.1ip, 1h).

2020

- Earned his first career callup on 8/8 from Pittsburgh's Alternate Training Site and made his major league debut that afternoon vs. Detroit (1.0ip, 1h, 1r, 3bb, 2k).
- Caught Victor Reyes swinging for his first MLB strikeout.
- Went back and forth between Altoona and Pittsburgh for the rest of the season, appearing in four total games for the Pirates with a 5.40 ERA (3er/5.0ip) and seven strikeouts.

2019

- Spent the season with Single-A Greensboro, High-A Bradenton and Double-A Altoona, collecting a 5-3 overall record, five saves and a 3.28 ERA (17er/46.2ip) in 34 appearances.
- Started the year with Greensboro, where he went 1-1 with a 3.09 ERA (4er/11.2ip) in seven games.
- Issued a career-high three walks in his season debut on 4/6 vs. Hagerstown (1.2ip, 1h, 3r, 3er, 3k).
- Promoted to Bradenton and earned the win in his High-A debut vs. Lakeland on 5/4 (2.0ip, 0h, 0r, 0er, 0bb, 3k).
- Recorded his first career save on 5/18 at Palm Beach.
- Struck out a career-high five batters in 2.0 innings pitched on 6/26 at Jupiter.
- Did not give up a run in seven consecutive games while striking out 13 and holding hitters to a .077 batting average (2-for-26) during June.
- Held right-handed batters to a sub-.105 batting average with both Greensboro (.103, 3-for-29) and Bradenton (.105, 6-for-57).
- Was promoted to Altoona on 8/17 and made his Double-A debut on 8/20 vs. Hartford (1.0ip, 1r).
- Did not allow an earned run in his final three games of the season (4.0ip, 3h, 2r, 2bb, 7k).
- Finished the season with 69 strikeouts and 13.4 strikeouts per nine innings between all three teams.

2018

- Appeared in three games for Short-Season A West Virginia after being signed as a non-drafted free agent and struck out eight batters in 4.0 scoreless innings.
- Struck out two hitters in his professional debut vs. Auburn on 8/26.
- Ended the season with two innings vs. Mahoning Valley on 9/3 and struck out a season-high four batters.

PERSONAL

- Nicolaus Tanner Mears.
- 2014 graduate of Rocklin (Calif.) High School, where he was a member of the varsity baseball team for two years.
- Went 4-1 with six saves and a 2.56 ERA (9er/31.2ip) in 18 appearances (one start) while pitching for Sacramento City (Calif.) College in 2017.
- Played for the Willmar Stingers of the Northwoods League in both 2017 and 2018.

SINGLE-GAME HIGHS/MISCELLANEOUS

Complete Games

N/A

Winning Streak

3, 5/4-25/19 (A+)

Hits Allowed

5, 9/14/21 vs. Cincinnati (NL)

Strikeouts

5, 6/26/19 @ Jupiter (A+)

Shutouts

N/A

Losing Streak

1 (5x), MR: 6/27/21 @ Louisville (AAA)

Earned Runs Allowed

5, 5/5/21 @ Iowa (AAA)

10+ Strikeout Games

N/A

Innings (Start)

N/A

Innings (Relief)

2.0 (17x), MR: 7/27/21 vs. Milwaukee (NL)

Home Runs Allowed


1 (13x), MR: 9/5/21 @ Chicago (NL)

Walks

3 (4x), MR: 5/5/21 @ Iowa (AAA)

CAREER PITCHING STATS

YEAR	TEAM	LG	LVL	ORG	W-L	ERA	G-6S	CG	SHO	SV-SVO	IP	H	R	ER	HR	HB	BB-IBB	SO	WHIP	AVG	AB
2018	WW Black Bears	NYP	A-	PIT	0-0	0.00	3-0	0	0	0-0	4.0	1	0	0	0	0	1-0	8	0.50	.077	13
2019	Greensboro	SAL	A	PIT	1-1	3.09	7-0	0	0	0-0	11.2	5	4	4	2	0	7-0	19	1.03	.128	39
2019	Bradenton	FSL	A+	PIT	4-2	3.60	23-0	0	0	5-9	30.0	22	14	12	3	2	9-0	43	1.03	.202	109
2019	Altoona	EAS	AA	PIT	0-0	1.80	4-0	0	0	0-0	5.0	4	3	1	0	1	2-0	7	1.20	.211	19
2020	PITTSBURGH	NL	MLB	PIT	0-0	5.40	4-0	0	0	0-0	5.0	4	3	3	1	0	7-0	7	2.20	.222	18
2021	Indianapolis	E	AAA	PIT	2-2	5.30	17-0	0	0	1-2	18.2	16	12	11	2	2	9-0	25	1.34	.229	70
2021	PITTSBURGH	NL	MLB	PIT	1-0	5.01	30-0	0	0	0-5	23.1	25	14	13	5	0	13-1	23	1.63	.269	93
Major League Totals					1-0	5.08	34-0	0	0	0-5	28.1	29	17	16	6	0	20-1	30	1.73	.261	111
Triple-A Totals					2-2	5.30	17-0	0	0	1-2	18.2	16	12	11	2	2	9-0	25	1.34	.229	70
Minor League Totals					7-5	3.63	54-0	0	0	6-12	69.1	48	33	28	7	5	28-0	102	1.10	.192	250



CAL MITCHELL

OF

Born: 3/8/99 in San Diego, Calif.
MLB Debut: N/A
Height/Weight: 6-0/205
Twitter: @CalMitchell14

Opening Day Age: 23
ML Service: 0.000
Bats/Throws: L/L
Instagram: @calvin.mitch

Acquired: Selected by PIT in 2nd round (50th overall) of the 2017 First-Year Player Draft
2022 Baseball America Ranking (PIT): No. 32
2022 MLB Pipeline Ranking (PIT): No. 28

BA PROSPECT RANKINGS

MLB:
Org: PIT – #32 ('22), #25 ('21), #14 ('20), #8 ('19), #14 ('18)
Tools:

TRANSACTIONS

Selected by PIT (2nd round, 50th overall) in the 2017 First-Year Player Draft.

AWARDS & HONORS

FSL Player of the Week (7/22/19)
FSL All-Star Game Top Star (2019)

FSL All-Star (Mid, 2019)
SAL All-Star (Mid/Post, 2018)

SAL Player of the Week (4/23/18)

CAREER SUMMARY

2021

- Began the season with Double-A Altoona and hit .280 (107-for-382) with 19 doubles, one triple, 12 home runs and 61 RBI in 108 games.
- Hit safely in nine consecutive games from 5/20-30 with a .382 average (13-for-34) and 1.047 OPS.
- Homered twice with four RBI for his first career multi-home run game on 6/30 at Hartford.
- Hit .319 (29-for-91) with a .571 slugging percentage and .938 OPS in June.
- Recorded a career-high five-hit game on 8/24 vs. Richmond with a season-high five RBI.
- Ranked among Double-A Northeast leaders in hits (4th), average (8th) and RBI (9th).
- Hit .303 (56-for-185) with five home runs in 53 home games; hit .259 (51-for-197) with seven home runs on the road.
- Hit .301 (88-for-292) with 12 home runs vs. right-handed pitchers; hit .211 (19-for-90) vs. lefties.
- Spent 80 games in the sixth spot of Altoona's lineup and hit .312 (91-for-292) with 28 extra-base hits in those contests.
- Hit .636 (7-for-11) with the bases loaded.
- Promoted to Indianapolis on 9/20 and made his Triple-A debut on 9/23; hit safely in his first four games with Indy.
- Compiled a .984 fielding percentage (three errors, 188 total chances) in 815.2 innings in right field between Altoona and Indianapolis.

2019

- Spent the entire season with High-A Bradenton and hit .251 (113-for-451) with 15 home runs and 64 RBI in 118 games.
- Was a home run shy of the cycle and went 4-for-5 with two RBI on 5/7 at Clearwater.
- Hit safely in seven-of-eight games from 5/3-11 (1) with four multi-hit games, a .419 average (13-for-31) and 10 RBI.
- Was selected as a Florida State League All-Star after hitting .279 (67-for-240) before the break.
- Went 2-for-4 with a pair of doubles in the leadoff spot of the FSL South All-Stars lineup to be named the game's Top Star.
- Named the FSL Player of the Week on 7/22 after slashing .500/.571/1.167 with two grand slams and a single-game best seven RBI the week prior.
- Notched three consecutive multi-hit games from 7/20-22 with five extra-base hits and nine RBI.

2018

- Spent the entire campaign with Single-A West Virginia and hit .280 (124-for-443) with 10 home runs and 65 RBI.
- Hit safely in 13 consecutive games from 4/14-27 with a .453 average (24-for-53); notched a pair of four-hit games (4/21, 4/27) during that span.
- Was named the South Atlantic League Player of the Week on 4/23 after registering five multi-hit games the week prior.
- Recorded four consecutive multi-hit games from 5/21-25.
- Hit .429 (15-for-35) during a nine-game hitting streak from 5/29-6/8 (1).
- Named as a SAL midseason All-Star game hitting .316 (74-for-234) before the break.
- Hit .357 (35-for-98) vs. left-handed pitchers.
- Averaged .326 (42-for-129) with runners in scoring position.
- Notched a .985 fielding percentage in 846.1 innings in right field, his highest fielding percentage at a single position when logging over 300.0 innings.
- Ranked among SAL leaders in average (.7th), doubles (T-8th, 29), OBP (9th, .344) and hits (9th) to be named to the postseason All-Star team.
- Ranked as the SAL's No. 11 prospect by *Baseball America* after the season.

2017

- Spent the entire season with GCL Pirates and hit .245 (39-for-159) in 43 games.
- Notched his first professional hit in his debut on 6/26 vs. GCL Tigers and his first home run two days later vs. GCL Braves.
- Ended the season hitting safely in five consecutive games.

PERSONAL


- Calvin David Mitchell.
- Is a 2017 graduate of Rancho Bernardo (San Diego, Calif.) High School, the same high school as former Pirates pitcher Trevor Williams.
- Was a 2017 Rawlings-Perfect Game first-team All-American and California All-Region first-team selection.
- Hit .369 with 11 home runs and 34 RBI in 34 games during his senior year at Rancho Bernardo.
- Was ranked by MLB Pipeline as the 79th-best available prospect in the 2017 draft.
- Signed by Pirates scout Brian Tracy.

SINGLE-GAME HIGHS/MISCELLANEOUS

Hits	Home Runs	Grand Slams	Runs	Walks
5, 8/24/21 @ Richmond (AA)	2, 6/30/21 @ Hartford (AA)	2, MR: 7/21/19 @ Tampa (A+)	3, 6/30/21 @ Hartford (AA)	3 (2x), MR: 4/26/19 @ Dayton (A+)
Hit Streak	RBI	Multi-homer Games	Stolen Bases	Strikeouts
13, 4/14-27/18 (A)	7, 7/21/19 @ Tampa (A+)	1, 6/30/21 @ Hartford (AA)	1 (13x), MR: 7/27/21 vs. Harrisburg (AA)	3 (18x), MR: 8/8/21 vs. Akron (AA)

CAREER BATTING STATS

YEAR	TEAM	LG	LVL	ORG	AVG	G	AB	R	H	2B	3B	HR	RBI	BB	IBB	SO	SB	CS	OBP	SLG	OPS	HBP	SAC	SF	GIDP
2017	GCL Pirates	GCL	R	PIT	.245	43	159	17	39	11	0	2	20	24	4	35	2	3	.351	.352	.704	2	0	0	2
2018	WV Power	SAL	A	PIT	.280	119	443	55	124	29	3	10	65	41	3	109	4	5	.344	.427	.771	5	1	5	9
2019	Bradenton	FSL	A+	PIT	.251	118	451	54	113	21	2	15	64	32	2	142	1	1	.304	.406	.710	5	0	5	5
2020					DID NOT PLAY																				
2021	Altoona	NE	E	PIT	.280	108	382	43	107	19	1	12	61	24	1	71	6	7	.330	.429	.759	7	0	5	6
2021	Indianapolis	E	AAA	PIT	.250	7	20	1	5	1	0	0	1	0	0	4	0	0	.286	.300	.586	1	0	0	1
	Triple-A Totals				.250	7	20	1	5	1	0	0	1	0	0	4	0	0	.286	.300	.586	1	0	0	1
	Minor League Totals				.267	395	1455	170	388	81	6	39	211	121	10	361	13	16	.328	.411	.739	20	1	15	23



CARMEN MLODZINSKI

RHP

Born: 2/19/99 in Hilton Head Island, S.C.

MLB Debut: N/A

Height/Weight: 6-2/230

Twitter: N/A

Opening Day Age: 23

ML Service: 0.000

Bats/Throws: R/R

Instagram: N/A

Acquired: Selected by PIT in 1st round (31st overall) in the 2020 First-Year Player Draft

2022 *Baseball America* Ranking (PIT): No. 10

2022 MLB Pipeline Ranking (PIT / Tools): No. 14 / Slider 55, Changeup 55

BA PROSPECT RANKINGS

TRANSACTIONS

MLB:
Org: PIT – #10 ('22), #12 ('21)
Tools:

Selected by PIT (1st round, 31st overall) in the 2020 First-Year Player Draft.

CAREER SUMMARY

2021

PERSONAL

- Spent most of the season with High-A Greensboro and went 2-3 with a 3.93 ERA (22er/50.1ip) and 64 strikeouts in 14 starts.
- Made his professional debut on 5/9 vs. Hickory and tossed 3.0 hitless innings with one walk and four strikeouts.
- Earned his first win on 5/30 vs. Wilmington with 5.0 hitless innings and eight strikeouts.
- Fanned a career-high nine batters in his first career quality start (6.0ip, 2h, 1r, 1er, 1hr) on 6/26 vs. Greenville.
- Placed on the 7-day injured list with a right shoulder injury on 7/12; reinstated on 8/14.
- Allowed one hit over 2.0 scoreless innings in his return from the injured list on 8/15 (1) at Winston-Salem.
- Spent another week on the 7-day injured list from 9/9-16.
- Surrendered seven earned runs in 30.2 innings at home with Greensboro (2.05 ERA); gave up 15 earned runs in 19.2 innings on the road (6.86 ERA).
- Promoted to Indianapolis on 9/30 and took the loss out of the bullpen on 10/3 vs. Nashville (2.0ip, 3h, 2r, 1er, 2bb, 2k).

- Carmen Alexander Mlodzinski ("mah-JINSK-ee").
- Grew up playing shortstop before beginning to pitch during his junior year at Hilton Head (S.C.) High School.
- Was a Rawlings Perfect Game honorable mention All-American and Atlantic All-Region first-team in 2017.
- Was ranked as the top prep player in the state of South Carolina in 2017 by Perfect Game and was the South Carolina 4A Player of the Year in 2017.
- Was a *Baseball America* Top 500 prospect for the 2017 First-Year Player Draft.
- Was rated by MLB Pipeline as the No. 21 prospect in the 2020 First-Year Player Draft.
- Went 2-0 with a 2.15 ERA (7er/29.1ip) and 40 strikeouts in six starts while pitching for the Falmouth Commodores in the Cape Cod League in 2019.
- Was tabbed as the top pitching prospect in the Cape Cod League in 2019 by *Baseball America*.
- Made three starts in 2019 as South Carolina's No. 1 starter before suffering a broken left foot that ended his season on March 1.
- Went 2-1 with a 2.84 ERA (8er/25.1ip) and 22 strikeouts in four starts as a redshirt sophomore in 2020 at the University of South Carolina.
- Was one of 55 players named to the 2020 preseason Golden Spikes Award (nation's top amateur player) watch list.
- Became the highest member of the Gamecocks selected in the draft since Clarke Schmidt went 16th overall to New York (AL) in 2017.
- Plays the guitar and piano.

SINGLE-GAME HIGHS/MISCELLANEOUS

Complete Games

N/A

Winning Streak

1 (2x), MR: 6/26/21 vs. Greenville (A+)

Hits Allowed

6 (2x), MR: 6/19/21 @ Winston-Salem (A+)

Strikeouts

9, 6/26/21 vs. Greenville (A+)

Shutouts

N/A

Losing Streak

1 (4x), MR: 10/3/21 vs. Nashville (AAA)

Earned Runs Allowed

5, 7/3/21 @ Bowling Green (A+)

10+ Strikeout Games

N/A

Innings (Start)

6.0 (2x), MR: 7/3/21 @ Bowling Green (A+)

Innings (Relief)

2.0, 10/3/21 vs. Nashville (AAA)

Home Runs Allowed


2 (2x), MR: 8/21/21 vs. Bowling Green (A+)

Walks

4 (2x), MR: 7/10/21 vs. Asheville (A+)

CAREER PITCHING STATS

YEAR	TEAM	LG	LVL	ORG	W-L	ERA	G-GS	CG	SHO	SV-SVO	IP	H	R	ER	HR	HB	BB-IBB	SO	WHIP	AVG	AB
2021	Greensboro	E	A+	PIT	2-3	3.93	14-14	0	0	0-0	50.1	45	26	22	7	2	20-0	64	1.29	.237	190
2021	Indianapolis	E	AAA	PIT	0-1	4.50	1-0	0	0	0-0	2.0	3	2	1	0	0	2-0	2	2.50	.333	9
Triple-A Totals					0-1	4.50	1-0	0	0	0-0	2.0	3	2	1	0	0	2-0	2	2.50	.333	9
Minor League Totals					2-4	3.96	15-14	0	0	0-0	52.1	48	28	23	7	2	22-0	66	1.34	.241	199



JARED OLIVA

OF

Born: 11/27/95 in Santa Clarita, Calif.
MLB Debut: 9/21/20 (PIT) vs. CHC
Height/Weight: 6-2/200
Twitter: @Jared_Oliva41

Opening Day Age: 26
ML Service: 0.050
Bats/Throws: R/R
Instagram: @jared_oliva

Acquired: Selected by PIT in 7th round (208th overall) of the 2017 First-Year Player Draft
2022 Baseball America Ranking (PIT): N/A
2022 MLB Pipeline Ranking (PIT): N/A

BA PROSPECT RANKINGS

MLB:
Org: PIT – #26 ('21), #20 ('20), #19 ('19)
Tools: PIT – Best Defensive Outfielder (2019-21)

TRANSACTIONS

- Selected by PIT (7th round, 208th overall) in the 2017 First-Year Player Draft.
- Had his contract first selected by PIT on **Sept. 21, 2020**.

AWARDS & HONORS

AFL Rising Stars (2019)

MLB.com Organization All-Star (2018-19)

EAS All-Star (Post, 2019)

CAREER SUMMARY

2021

- Began the season on the injured list with a left oblique strain and was activated on Indianapolis' roster on 6/12.
- Hit just .167 (8-for-48) with two extra-base hits and two RBI in his first 15 games with Indianapolis before being recalled by Pittsburgh on 7/1.
- Spent the entire month of July in the big leagues and hit .175 (7-for-40) in 20 games with Pittsburgh; optioned back to Indianapolis on 7/31.
- Heated up in his return to Triple-A, hitting safely in eight of his first nine games back with Indianapolis.
- Went 3-for-3 with a career-high tying five RBI on 8/28 vs. Louisville.
- Ended August with three consecutive multi-hit games and registered a .304 batting average (28-for-92) in the month.
- Hit .311 (32-for-103) in 29 road games in the Triple-A East; hit just .197 (24-for-122) at Victory Field.
- Registered a perfect fielding percentage in 371.2 innings (101 total chances) in center field with Indianapolis; committed just one error in 483.1 total outfield innings.
- Led Indianapolis with four triples and 10 stolen bases.

2020

- Began the season on the Pirates Alternate Training Site roster in Altoona.
- Had his contract selected by Pittsburgh on 9/21 and made his major league debut as a pinch hitter that night vs. Chicago (NL).
- Made his first MLB start in left field the next day.
- Notched his first MLB hit and multi-hit game on 9/24 vs. Chicago (NL) with two infield singles off RHP Alec Mills.

2019

- Was the Curve's Opening Day leadoff hitter and center fielder but exited the game in the bottom of the first inning after suffering a concussion on a diving catch; placed on the 7-day IL on 4/5 and reinstated on 4/15.
- Played the entire season with Double-A Altoona, hitting .277 (124-for-447) with six homers, six triples and 42 RBI.
- Hit a season-low .176 (15-for-85) in May before turning it around in June by hitting .296 (29-for-98) with 12 XBH, 12 RBI and 11 walks.
- Had a six-game hit streak from 6/3-8 (2), going 7-for-23 with two home runs and three RBI.
- Had four consecutive multi-hit games from 7/2-5, good for a .625 average (10-for-16) with a double and two RBI.
- Drove in a career-high five runs on 7/13 at Erie.
- Hit safely in a career-high 10 straight games from 7/13-22, hitting .415 (17-for-41) with two doubles, two triples, one home run and 10 RBI.
- Named to the Eastern League postseason All-Star team after hitting .301 (58-for-193) after the break with 20 RBI, nine doubles, five triples and one homer.
- Swiped a career-high 36 bases on the season to lead Pirates minor leaguers.

- Also ranked among Pirates minor leaguers in hits (2nd), triples (T-2nd), caught stealing (T-4th, 10), runs (5th, 70), batting average (7th) and total bases (9th, 178).
- Played for Peoria in Arizona Fall League and hit .312 (29-for-93) with 11 doubles, two triples and 10 RBI in 26 games.

2018

- Spent the entire season with High-A Bradenton, hitting .275 (109-for-396) with a career-high nine home runs and 47 RBI.
- Hit first professional home run on 5/4 at Charlotte.
- Had a seven-game hit streak from 5/8-16 (1), notching four consecutive multi-hit games and a .429 average (12-for-28).
- Nabbed a career-high four hits in five at-bats vs. Jupiter on 5/24, recording one home run and three RBI.
- Hit first career grand slam on 6/22 vs. Fort Myers.
- Hit .429 (12-for-28) against Florida with two homers, five RBI, three walks, and a 1.200 OPS.
- Ranked among Pirates minor leaguers in runs (2nd, 75), stolen bases (3rd, 33), caught stealing (T-7th, eight), XBH (8th, 37), doubles (10th, 24) and total bases (10th, 168).
- Led Florida State League in runs scored and was second in stolen bases.

2017

- Played the entire season with Short-Season A West Virginia, batting .266 (59-for-222) with 10 doubles, seven triples and 17 RBI in 56 games.
- Made his professional debut on 6/24 at Batavia; hit a double the next day for his first professional hit.
- Had a nine-game hitting streak from 7/17-29, hitting .386 (17-for-44) with two doubles, three triples and six RBI.
- Recorded four consecutive multi-hit games during a seven-game hitting streak from 8/13-22.
- Tied for the New York-Penn League lead with seven triples; also ranked among league leaders in stolen bases (T-6th, 15).

PERSONAL

- Jared Cole Oliva.
- Attended University of Arizona (Tucson) and hit .321 (78-for-243) with 25 doubles, four home runs and 54 RBI in 59 games as a redshirt junior in 2017.
- Started all 59 games for the University of Arizona in 2017 and was named to American Baseball Coaches Association All-West Region First-Team.
- Was college teammates with Kevin Kramer and Philadelphia INF Scott Kingery.
- 2013 graduate of Valencia (Santa Clarita, Calif.) High School and lettered twice with the varsity baseball team; was teammates with Milwaukee INF Keston Hiura.
- His father, David, played in Boston's minor league system from 1982-86.
- His uncle, Steve, played in the Atlanta organization from 1974-78.
- His brother, Nicholas, played defensive end at New Mexico State University.

SINGLE-GAME HIGHS/MISCELLANEOUS

Hits	Home Runs	Grand Slams	Runs	Walks
4, 5/24/18 vs. Jupiter (A+)	1 (17x), MR: 9/2/21 vs. Iowa (AAA)	1, 6/22/18 vs. Fort Myers (A+)	4, 7/25/17 vs. Batavia (A-)	3, 7/5/18 @ St. Lucie (A+)
Hit Streak	RBI	Multi-homer Games	Stolen Bases	Strikeouts
10, 7/13-22/19 (AA)	5 (2x), MR: 8/28/21 vs. Louisville (AAA)	N/A	2 (12x), MR: 7/7/19 vs. Erie (AA)	4 (3x), MR: 9/1/19 @ Harrisburg (AA)

CAREER BATTING STATS

YEAR	TEAM	LG	LVL	ORG	AVG	G	AB	R	H	2B	3B	HR	RBI	BB	IBB	SO	SB	CS	OBP	SLG	OPS	HBP	SAC	SF	GIDP
2017	WV Black Bears	NYP	A-	PIT	.266	56	222	30	59	10	7	0	17	17	2	57	15	4	.327	.374	.700	4	9	2	2
2018	Bradenton	FSL	A+	PIT	.275	108	396	75	109	24	4	9	47	40	1	91	33	8	.354	.424	.778	11	2	5	4
2019	Altoona	EAS	AA	PIT	.277	123	447	70	124	24	6	6	42	42	0	104	36	10	.352	.398	.750	11	4	3	2
2020	Pittsburgh	ML	MLB	PIT	.188	6	16	0	3	0	0	0	0	0	0	6	1	0	.188	.188	.375	0	0	0	0
2021	Indianapolis	E	AAA	PIT	.249	64	225	27	56	12	4	2	23	19	1	67	10	3	.321	.364	.685	5	0	0	0
2021	Pittsburgh	ML	MLB	PIT	.175	20	40	4	7	2	0	0	2	3	1	10	2	0	.233	.225	.458	0	0	0	0
Major League Totals					.179	26	56	4	10	2	0	0	2	3	1	16	3	0	.220	.214	.434	0	0	0	0
Triple-A Totals					.249	64	225	27	56	12	4	2	23	19	1	67	10	3	.321	.364	.685	5	0	0	0
Minor League Totals					.270	351	1290	202	348	70	21	17	129	118	4	319	94	25	.343	.396	.739	31	15	10	16



JOHN O'REILLY

RHP**Born:** 10/4/95 in Westwood, N.J.**MLB Debut:** N/A**Height/Weight:** 6-5/225**Twitter:** @johnoreilly414**Opening Day Age:** 26**ML Service:** 0.000**Bats/Throws:** R/R**Instagram:** @joreilly35**Acquired:** Signed by PIT as a non-drafted free agent on 6/27/18**2022 Baseball America Ranking (PIT):** N/A**2022 MLB Pipeline Ranking (PIT):** N/A

BA PROSPECT RANKINGS

TRANSACTIONS

MLB:
Org:
Tools:Signed by PIT as a non-drafted free agent on **June 27, 2018**.

CAREER SUMMARY

2021

- Split the season between Indianapolis and Double-A Altoona, going 3-5 with a 5.85 ERA (44er/67.2ip), four saves and 35 strikeouts in 38 appearances (three starts).
- Did not allow an earned run in 11.0 consecutive innings (six appearances) from 5/25-6/12 (1) with a 0.82 WHIP and .175 average against (7-for-40).
- Went 1-1 with a 2.84 ERA (4er/12.2ip) in June for his best month of the season.
- Held Double-A batters to a .212 batting average (11-for-52) with runners in scoring position.
- Promoted to Indianapolis on 7/31 and converted a save opportunity in his Triple-A debut on 8/1 at St. Paul (3.1ip, 5h, 2r, 2er, 1bb, 1k).
- Made his first career start on 9/18 vs. St. Paul (3.0ip, 2h, 2r, 2er, 1bb, 2k).
- Tossed a career-high 4.0 innings in back-to-back starts on 9/23 at Omaha and 9/29 vs. Nashville to end his season.
- Finished tied for third among all Pirates minor leaguers in appearances.

2019

- Pitched for Single-A Greensboro, High-A Bradenton and Altoona and went 2-2 with five saves and a 1.46 ERA (8er/49.1ip) in 30 games.
- Made his season debut on 5/5 with Greensboro and did not allow an earned run in his first seven appearances (9.1ip).
- Surrendered four home runs in his first 14 games (21.1ip) and none in his final 16 (28.0ip).
- Went 1-2 with three saves and a 2.15 ERA (7er/29.1ip) in 20 games for Greensboro before being promoted to Bradenton on 7/16.
- Gave up only three runs (one earned) in 19.0 innings with Bradenton (nine games).
- Tossed 1.0 scoreless inning in relief on 9/2 at Harrisburg, his Double-A debut.
- Ended the season on a 10.2-inning scoreless streak between Bradenton and Altoona.

2018

- Made two appearances with GCL Pirates and allowed three runs in 2.1 innings before being promoted to Rookie-Advanced Bristol.
- Took the loss in his professional debut on 7/5 at GCL Yankees West after giving up two earned runs on three hits in 1.0 inning.
- Went 2-1 and had a 5.33 ERA (15er/25.1ip) in 12 relief appearances with Bristol.
- Recorded his first career strikeout in a scoreless 2.0-inning performance on 7/12 at Pulaski.
- Struck out a career-high five batters in 3.0 scoreless innings at Elizabethton on 7/28.
- Recorded his first career save on 8/17 at Burlington with 2.2 hitless innings.
- Had a 9.00 ERA (10er/10.0ip) in five home games with Bristol vs. a 2.93 ERA (5er/15.1ip) in seven appearances on the road.

PERSONAL

- John James O'Reilly.
- Attended Rutgers University.

SINGLE-GAME HIGHS/MISCELLANEOUS

Complete Games

N/A

Winning Streak

2, 7/20-28/21 (AA)

Hits Allowed

6 (2x), MR: 9/29/21 vs. Nashville (AAA)

Strikeouts

5, 7/28/18 @ Elizabethton (R+)

Shutouts

N/A

Losing Streak

2 (3x), MR: 8/19-9/23/21 (AAA)

Earned Runs Allowed

4 (5x), MR: 9/29/21 vs. Nashville (AAA)

10+ Strikeout Games

N/A

Innings (Start)

4.0 (2x), MR: 9/29/21 vs. Nashville (AAA)

Innings (Relief)

3.1, 8/1/21 @ St. Paul (AAA)

Home Runs Allowed

1 (13x), MR: 9/23/21 @ Omaha (AAA)

Walks

4, 8/2/18 (2) vs. Bluefield (R+)

CAREER PITCHING STATS

YEAR	TEAM	LG	LVL	ORG	W-L	ERA	G-6S	CG	SHO	SV-SVO	IP	H	R	ER	HR	HB	BB-IBB	SO	WHIP	AVG	AB
2018	Bristol	APP	R+	PIT	2-1	5.33	12-0	0	0	1-3	25.1	22	17	15	5	1	12-2	21	1.34	.242	91
2018	GCL Pirates	GCL	R	PIT	0-1	13.50	2-0	0	0	0-0	2.0	5	3	3	0	2	0-0	0	2.50	.625	8
2019	Altoona	EAS	AA	PIT	0-0	0.00	1-0	0	0	0-0	1.0	1	0	0	0	0	0-0	1	1.00	.333	3
2019	Greensboro	SAL	A	PIT	1-2	2.15	20-0	0	0	3-3	29.1	35	16	7	4	3	10-0	17	1.53	.297	118
2019	Bradenton	FSL	A+	PIT	1-0	0.47	9-0	0	0	2-2	19.0	15	3	1	0	0	5-0	13	1.05	.208	72
2020																					
2021	Altoona	NE	AA	PIT	3-3	5.09	22-0	0	0	3-4	35.1	47	24	20	1	1	8-0	22	1.56	.311	151
2021	Indianapolis	E	AAA	PIT	0-2	6.68	16-3	0	0	1-1	32.1	46	24	24	3	1	7-0	13	1.64	.341	135
	Triple-A Totals				0-2	6.68	16-3	0	0	1-1	32.1	46	24	24	3	1	7-0	13	1.64	.341	135
	Minor League Totals				7-9	4.35	82-3	0	0	10-13	144.2	171	87	70	13	8	42-2	87	1.47	.296	578



LUIS OVIEDO

Born: 5/15/99 in Barquisimeto, Venezuela
MLB Debut: 4/3/21 (PIT) @ CHC
Height/Weight: 6-4/260
Twitter: @OviedoLuis59

Opening Day Age: 22
ML Service: 1.000
Bats/Throws: R/R
Instagram: @luisoviedo59

RHP

Acquired: Trade (NYM) on 12/10/20 in exchange for cash
2022 Baseball America Ranking (PIT): N/A
2022 MLB Pipeline Ranking (PIT): N/A

BA PROSPECT RANKINGS

MLB:
Org: CLE -- #18 ('20), #8 ('19), #22 ('18)
Tools: CLE -- **Best Fastball** ('19)

TRANSACTIONS

- Signed by CLE as a non-drafted free agent on **July 2, 2015**.
- Selected by NYM from CLE in the MLB phase of the Rule 5 Draft on **Dec. 10, 2020**.
- Traded to PIT from NYM on **Dec. 10, 2020** in exchange for cash.

AWARDS & HONORS

Baseball America Short-Season All-Star (2018)

NYP Pitcher of the Week (6/25/18, 7/2/18, 7/9/18)

CAREER SUMMARY

2021

- Began the season on Pittsburgh's Opening Day roster and went 1-2 with an 8.80 ERA (29er/29.2ip) and 31 strikeouts in 22 big-league appearances (one start).
- Made his MLB debut on 4/3 at Chicago (NL) and tossed one scoreless inning in relief; struck out Ian Happ for his first MLB strikeout the same day.
- Surrendered five earned runs on five hits in 1.2 innings on 4/12 vs. San Diego to take his first MLB loss.
- Earned his first MLB win on 5/14 vs. San Francisco (1.0ip, 1h, 1r, 0er, 1bb).
- Suffered a left quad strain and was placed on the 10-day injured list on 6/10.
- Made four rehab appearances (three starts) with Indianapolis from 7/4-20 and went 0-2 with an 8.00 ERA (8er/9.0ip) and 11 strikeouts.
- Surrendered just one hit over 3.0 scoreless innings on 7/14 vs. Omaha.
- Activated from the IL on 7/23 and went 0-1 with an 11.45 ERA (14er/11.0ip) in 10 games (one start) in the second half of the season.
- Surrendered five earned runs with one hit and four walks without recording an out on 8/1 vs. Philadelphia.
- Registered six scoreless appearances in his final eight outings of the season from 8/6-9/12; compiled a 2.70 ERA (3er/10.0ip) in that time span.
- Placed on the 10-day injured list with a right shoulder strain on 9/27.

2019

- Spent the entire season with Single-A Lake County and went 6-6 with a 5.38 ERA (52er/87.0ip) and 72 strikeouts in 19 starts.
- Was Lake County's Opening Day starter and began the season with back-to-back wins in two scoreless 5.0-inning outings on 4/4 and 4/10.
- Tossed at least 5.0 innings in 12 of 19 starts.
- Earned his fourth win on 5/7 at Beloit with 6.0 scoreless innings and a season-high nine strikeouts.
- Surrendered a career-high nine earned runs in 2.1 innings on 7/11 at Clinton.
- Compiled a 3.22 ERA (16er/44.2ip) in nine home games; registered a 7.65 ERA (36er/42.1ip) in 10 road games.
- Missed the remainder of the season after being placed on the 10-day injured list on 7/21 with a lower back strain.

2018

- Began the season with Short-Season A Mahoning Valley and went 4-2 with a 2.06 ERA (11er/48.0ip) and 61 strikeouts in nine starts.
- Was named the New York-Penn League Pitcher of the Week in three consecutive weeks from 6/25-7/9.
- Took a perfect game into the fifth inning on 6/21 vs. Auburn; finished the day with 6.0 one-run innings, no walks and seven strikeouts to earn his first win of the season.
- Fanned a career-high 12 batters in 6.0 two-hit innings on 6/28 at West Virginia.

- Earned his third consecutive win on 7/3 at State College with a career-high 7.0 scoreless innings.
- Did not allow an earned run in 28.0 consecutive innings from 6/16-7/14.
- Held opposing hitters to a .179 batting average (5-for-28) and no extra-base hits with runners in scoring position.
- Promoted to Lake County on 8/3 and went 1-0 with a 3.00 ERA (3er/9.0ip) before being placed on the 7-day injured list for the remainder of the season on 8/18.
- Tossed at least 5.0 innings in eight of 11 starts between Mahoning Valley and Lake County.

2017

- Spent the entire season with the AZL Indians and went 4-2 with a 7.14 ERA (41er/51.2ip) and 70 strikeouts in 14 games (seven starts).
- Opened the season with his first career relief appearance and earned the win despite blowing a save with six runs (three earned) surrendered in 3.0 innings.
- Struck out 11 batters on 7/15 at AZL Padres 2 for his first career double-digit strikeout game (5.0ip).
- Surrendered a career-high 12 runs (eight earned) on 11 hits on 8/17 vs. AZL Padres 2 (2.1ip).

2016

- Spent the entire season with DSL Indians and went 2-8 with a 4.00 ERA (28er/63.0ip) in 14 starts.
- Earned his first professional win in his second start on 6/10 at DSL Rangers 1 (5.0ip, 4h, 2r, 0er, 2bb, 6k).
- Did not allow an earned run in three of five starts in April, good for a 2.25 ERA (6er/24.0ip).
- Tossed his first career quality start on 8/9 vs. DSL Rangers 1 (6.0ip, 5h, 1r, 1er, 3k).

PERSONAL

- Luis Jose Oviedo Perez.
- Wife's name is Luisimar Rodriguez de Oviedo.
- Lists Mariano Rivera as his favorite player while growing up in Venezuela.
- Enjoys reading, listening to music and watching movies.
- Loves animals, especially dogs.

SINGLE-GAME HIGHS/MISCELLANEOUS

Complete Games

N/A

Winning Streak

3 (3x), MR: 5/7-6/9/19 (A)

Hits Allowed

11, 8/17/17 vs. AZL Padres 2 (R)

Strikeouts

12, 6/28/18 @ West Virginia (A-)

Shutouts

N/A

Losing Streak

4 (2x), MR: 6/14-7/17/19 (A)

Earned Runs Allowed

9, 7/11/19 @ Clinton (A)

10+ Strikeout Games

2, MR: 6/28/18 @ West Virginia (A-)

Innings (Start)

7.0, 7/3/18 @ State College (A-)

Innings (Relief)

5.0 (2x), MR: 8/22/17 vs. AZL Angels (R)

Home Runs Allowed


2, 6/14/19 @ Fort Wayne (A)

Walks

5, 5/14/19 vs. Fort Wayne (A)

CAREER PITCHING STATS

YEAR	TEAM	LG	LVL	ORG	W-L	ERA	G-GS	CG	SHO	SV-SVO	IP	H	R	ER	HR	HB	BB-IBB	SO	WHIP	AVG	AB
2016	DSL Indians	DSL	R	CLE	2-8	4.00	14-14	0	0	0-0	63.0	67	37	28	1	8	17-0	56	1.33	.276	243
2017	AZL Indians	AZL	R	CLE	4-2	7.14	14-7	0	0	0-2	51.2	62	49	41	2	8	22-0	70	1.63	.286	217
2018	Mahoning Valley	NYP	A-	CLE	4-2	2.06	9-9	0	0	0-0	48.0	34	14	11	3	1	10-0	61	0.92	.192	177
2018	Lake County	MID	A	CLE	1-0	3.00	2-2	0	0	0-0	9.0	5	3	3	0	0	7-0	6	1.33	.179	28
2019	Lake County	MID	A	CLE	6-6	5.38	19-19	0	0	0-0	87.0	80	54	52	6	10	40-0	72	1.38	.243	329
2020																					
2021	PITTSBURGH	NL	MLB	PIT	1-2	8.80	22-1	0	0	0-0	23.2	33	32	29	4	2	26-1	31	1.99	.282	117
2021	Indianapolis	E	AAA	PIT	0-2	8.00	4-3	0	0	0-0	9.0	11	8	8	1	0	6-0	11	1.89	.297	37
	Major League Totals				1-2	8.80	22-1	0	0	0-0	29.2	33	32	29	4	2	26-1	31	1.99	.282	117
	Triple-A Totals				0-2	8.00	4-3	0	0	0-0	9.0	11	8	8	1	0	6-0	11	1.89	.297	37
	Minor League Totals				17-20	4.81	62-54	0	0	0-2	267.2	259	165	143	13	27	102-0	276	1.35	.251	1031



HUNTER OWEN

Born: 9/22/93 in Evansville, Ind.
MLB Debut: 5/5/21 (PIT) @ SD
Height/Weight: 5-11/200
Twitter: @Hunter_Owen11

Opening Day Age: 28
ML Service: 0.012
Bats/Throws: R/R
Instagram: @howen11

UTIL

ORGANIZATION

2022 INDIANS

INTERNATIONAL LEAGUE

2021 REVIEW

PIRATES

HISTORY

GENERAL

AWARDS & HONORS

Indianapolis Silver Slugger (2021)
EAS Player of the Week (4/29/19)
FSL Player of the Week (8/27/18)

NYP All-Star (Mid, 2016)
NYP Player of the Week (7/25/16)

Selected by PIT (25th round, 765th overall) in the 2016 First-Year Player Draft.
Had his contract first selected by PIT on May 4, 2021.

TRANSACTIONS

CAREER SUMMARY

2021

- Began the season on Pittsburgh's taxi squad and had his contract selected on 5/4; made his MLB debut the next day at San Diego as the starting right fielder (0-for-2, 1hrp, 2k).
- Appeared in three games with Pittsburgh without recording a hit before being designated for assignment on 5/11.
- Outrighted to Indianapolis on 5/15 and spent the remainder of the season in Triple-A; hit .235 (77-for-328) with 11 doubles and a team-leading 20 home runs in 97 games.
- Launched his fourth career grand slam on 6/19 vs. Memphis.
- Homered in back-to-back games on 7/21-22 vs. Toledo.
- Tied his career high with a pair of two-homer games, on 8/6 at Iowa and 9/18 vs. St. Paul.
- Named Indianapolis' Silver Slugger as his 20 home runs were the fourth-most among Pirates farmhands; was also a career high.
- Hit .337 (29-for-86) with six home runs vs. left-handed pitchers; hit .198 (48-for-242) with 14 homers against right-handed pitchers.
- Hit .295 (13-for-44) with runners in scoring position and two outs.
- Posted a perfect fielding percentage in 74.0 outfield innings (12 total chances) and 68.2 innings at first base (62 total chances).

2019

- Split the season between Double-A Altoona and Indianapolis, and hit a combined .261 (93-for-357) with 19 home runs in 110 games.
- Started with Altoona and hit his third career grand slam in the second game of the season on 4/5 at Akron and drove in a career-high tying five runs.
- Had his first of two seven-game hitting streaks from 4/7-13 (2) with three doubles, two home runs and seven RBI.
- Named the Eastern League Player of the Week on 4/29 after hitting .417 (10-for-24), with three doubles, a triple, three home runs and five straight multi-hit games.
- Hit .313 (26-for-83) in April with seven home runs and 20 RBI.
- Hit safely in seven consecutive games again from 5/31-6/7 with seven RBI and five extra-base hits.
- Led the Eastern League with a .295 average, 70 hits, 15 home runs, a .565 slugging percentage, 134 total bases and 45 runs scored at the time of his promotion to Indianapolis on 6/20.
- Was hit in the left hand with a pitch in his Victory Field debut on 6/24 vs. Louisville and was placed on the injured list; activated on 7/16.
- Clubbed his first Triple-A homer, a two-run shot, on 7/18 vs. Syracuse.
- Finished the season as Altoona's home run leader despite not appearing in Double-A from July-Sept.; also ranked third on the team in RBI (44) and tied for seventh in hits.
- Hit .476 (30-for-63) with Altoona when ahead in the count, but hit just .227 (5-for-22) in that situation with Indianapolis.
- Tied for fourth among Pirates farmhands in home runs and ranked ninth in XBH (40).

2018

- Spent the entire season with High-A Bradenton, playing in a career-high 111 games.
- Hit .262 (105-for-401) for Bradenton with a career-best 42 XBH, which ranked fourth among Pirates farmhands.
- Hit two home runs in four at-bats on 5/27 (1) vs. Jupiter for his first career multi-homer game.

- Struggled in May with a .203 batting average (14-for-69) before turning it around and hitting .375 (27-for-72) in June.
- Went 4-for-5 on 6/2 vs. Charlotte with a double, home run and two RBI in the second four-hit game of his career.
- Recorded four straight two-hit games from 6/21-26 with three doubles and a triple.
- Made his first career start at catcher on 6/22 vs. Fort Myers and played all nine innings with three passed balls.
- Hit the first grand slam of his career on 7/5 at St. Lucie with a career-high tying five RBI; hit another grand slam on 7/13 at Daytona.
- Had 17 RBI in 11 games from 7/1-13.
- Named the Florida State League Player of the Week on 8/27 after hitting .476 (10-for-21) with two doubles, four home runs and four multi-hit games the week prior.
- Ended the season within the top 10 of five offensive categories in the FSL: slugging percentage (3rd, .464), XBH (4th), home runs (7-4th, 18), total bases (5th, 186) and RBI (9th, 60).

2017

- Spent most of the season with Single-A West Virginia as a third baseman, where he hit .292 (85-for-291) with 11 home runs and 45 RBI in 83 games.
- Hit above .300 in every month of the season but May, where he registered a .243 (18-for-74) batting average.
- Hit safely in six consecutive games from 5/5-15 with a .381 average (8-for-21), two doubles, triple, home run and five RBI.
- Hit .326 (14-for-43) in July with an eight-game hitting streak before landing on the disabled list on 7/18.

2016

- Spent the season with Short-Season A West Virginia, batting .257 (48-for-187) with 17 XBH in 52 games.
- Went 2-for-4 with an RBI in his professional debut on 6/20 vs. Batavia.
- Hit his first career home run, a two-run shot, the next day.
- Started the season by hitting safely in his first three games, going 6-for-12 with two multi-RBI games.
- Was named a New York-Penn League midseason All-Star after hitting .272 (37-for-136) with eight doubles, two triples and five home runs before the break.
- Was named the NYP Player of the Week after tabbing a career-high nine-game hitting streak from 7/15-24 with a .395 batting average (15-for-38), four home runs and 13 RBI.
- Tied for ninth among Pirates minor leaguers with a .412 slugging percentage.

PERSONAL

- Stephen Hunter Owen.
- Hit .350 (79-for-226) in 56 games during his redshirt senior season at Indiana State (Terre Haute) University in 2016.
- Led the team with a .344 average (33-for-96) while playing in 31 games in 2015 as a redshirt junior.
- Was a two-sport athlete at Mater Dei (Evansville, Ind.) High School and lettered in football and baseball.

SINGLE-GAME HIGHS/MISCellaneous

Hits	Home Runs	Grand Slams	Runs	Walks
4 (2x), MR: 6/2/18 vs. Charlotte (A+)	2 (3x), MR: 9/18/21 vs. St. Paul (AAA)	4, MR: 6/19/21 vs. Memphis (AAA)	3 (11x), MR: 9/18/21 vs. St. Paul (AAA)	2 (11x), MR: 8/28/21 vs. Louisville (AAA)
Hit Streak	RBI	Multi-homer Games	Stolen Bases	Strikeouts
9, 7/15-24/16 (A-)	5 (3x), MR: 4/5/19 @ Akron (AA)	3, MR: 9/18/21 vs. St. Paul (AAA)	2 (2x), MR: 8/28/18 @ Fort Myers (A+)	4 (5x), MR: 7/10/21 @ Columbus (AAA)

CAREER BATTING STATS

YEAR	TEAM	LG	LVL	ORG	AVG	G	AB	R	H	2B	3B	HR	RBI	BB	IBB	SO	SB	CS	OBP	SLG	OPS	HBP	SAC	SF	GIDP	
2016	WV Black Bears	NYP	A-	PIT	.257	52	187	31	48	10	2	5	34	11	0	49	4	1	.313	.412	.724	6	3	4	7	
2017	WV Power	SAL	A	PIT	.292	83	291	49	85	21	4	11	45	24	1	68	3	2	.388	.505	.893	24	0	4	9	
2017	GCL Pirates	GCL	R	PIT	.300	3	10	4	3	2	0	1	3	1	0	0	0	0	.364	.800	1.164	0	0	0	0	
2017	WV Black Bears	NYP	A-	PIT	.083	3	12	1	1	0	0	1	1	2	0	6	0	0	.214	.333	.548	0	0	0	0	
2018	Bradenton	FSL	A+	PIT	.262	111	401	53	105	21	3	18	60	19	0	114	4	1	.317	.464	.781	14	5	1	11	
2019	Altoona	EAS	AA	PIT	.295	68	237	45	105	15	2	15	44	17	1	75	1	3	.369	.565	.935	12	0	2	1	
2019	Indianapolis	INT	AAA	PIT	.192	42	120	12	23	4	0	0	4	9	10	0	45	0	0	.297	.325	.622	8	0	0	1
2020																										
2021	PITTSBURGH	NL	MLB	PIT	.000	3	4	0	0	0	0	0	3	0	0	0	0	0	.200	.000	.200	1	0	0	0	
2021	Indianapolis	F	AAA	PIT	.235	97	328	55	77	11	0	20	53	29	2	124	2	2	.306	.451	.757	6	0	3	5	
Major League Totals					.235	3	4	0	0	0	0	0	3	0	0	0	0	0	.200	.000	.200	1	0	0	0	
Triple-A Totals					.223	139	448	67	100	15	0	24	62	39	2	169	2	2	.304	.417	.721	14	0	3	6	
Minor League Totals					.260	459	1586	250	412	84	11	75	249	113	4	481	14	9	.334	.468	.802	70	8	14	34	



JEFFREY PASSANTINO

RHP

Born: 9/24/95 in Fort Myers, Fla.
MLB Debut: N/A
Height/Weight: 5-10/225
Twitter: @Jeff_Pass22

Opening Day Age: 26
ML Service: 0.000
Bats/Throws: R/R
Instagram: @jeffpassantino

Acquired: Selected by PIT from CHC in Triple-A phase of the Rule 5 Draft on 12/10/20
2022 Baseball America Ranking (PIT): N/A
2022 MLB Pipeline Ranking (PIT): N/A

AWARDS & HONORS

MID All-Star (Mid, 2019) NWL All-Star (Mid, 2018)

TRANSACTIONS

- Selected by CHC (40th round, 1,215th overall) in the 2017 First-Year Player Draft.
- Selected by PIT from CHC in Triple-A Phase of Rule 5 Draft on Dec. 10, 2020.

CAREER SUMMARY

2021

- Spent the entire season with Double-A Altoona and went 1-8 with a 4.62 ERA (39er/76.0ip) and 74 strikeouts in 18 games (15 starts).
- Earned his only win of the season on 6/13 vs. Akron with 6.0 scoreless innings and six strikeouts.
- Compiled a 2.15 ERA (7er/29.1ip) with 33 strikeouts, a 0.92 WHIP and .187 average against (20-for-107) through his first seven appearances (five starts) of the season; surrendered seven earned runs combined over his next two starts.
- Surrendered a career-high six earned runs on a career-high five home runs on 8/12 (2) at Erie.
- Lost a career-high six consecutive decisions in 11 games (10 starts) from 6/20-9/17 with a 6.17 ERA (32er/46.2ip).

2019

- Began the season with Single-A South Bend and went 2-1 with a 4.24 ERA (16er/34.0ip) with 48 strikeouts in 14 games.
- Placed on the 7-day injured list on 5/8 and was reinstated on 5/16.
- Struck out seven of 12 batters faced in 2.1 innings on 5/25 vs. Wilmington.
- Had his first career save opportunity on 6/11 vs. Lansing but surrendered five earned runs in 0.2 innings to take the loss.
- Held Single-A left-handed batters to a .196 average (10-for-51) while right-handed batters hit .313 (25-for-80) against him.
- Named as a Midwest League midseason All-Star.
- Promoted to High-A Myrtle Beach on 6/21; made one start before being promoted to Triple-A Iowa on 6/27.
- Allowed two runs in 9.0 innings with 11 strikeouts in his first two career Triple-A games (two starts) before being transferred to Double-A Tennessee on 7/4.
- Earned the win in his Double-A debut on 7/6 at Montgomery (5.0ip, 8h, 2r, 2er, 5k); made two starts total before being transferred back to Myrtle Beach on 7/15.
- Placed on the 7-day injured list again on 8/10; reinstated on 8/21.
- Struck out a season-high eight batters in his final outing of the season, earning the win after tossing 6.0 one-run innings on 8/27 at Potomac.
- Went 3-1 with a 1.96 ERA (5er/32.0ip) in four August starts.

2018

- Split the season between South Bend and Short-Season A Eugene and went a combined 9-1 with a 3.34 ERA (27er/72.2ip) and 76 strikeouts in 16 games (eight starts).
- Promoted from AZL Cubs to South Bend on 6/1 to begin his season and made three relief appearances before being transferred to Eugene on 6/11.
- Earned the win in his first career start on 6/16 vs. Vancouver (5.0ip, 3h, 2r, 2er, 5k).
- Won nine consecutive decisions between South Bend and Eugene, including a career-high five-game winning streak at a single level from 6/16-8/2.

- Named as a Northwest League midseason All-Star.
- Returned to South Bend on 8/4 for the remainder of the season.
- Struck out a career-high nine batters in his first start back with South Bend on 8/8 vs. Great Lakes (6.0ip).
- Tossed a career-high 7.0 innings in his next outing on 8/14 vs. Lake County; marked his third consecutive quality start between the two levels.
- Allowed one hit and fanned seven over 4.0 innings of relief work in his final appearance on 9/3 at Great Lakes.

2017

- Spent the entire season with AZL Cubs and went 2-0 with a 3.10 ERA (7er/20.0ip) in 11 games.
- Earned his first professional win on 7/21 vs. AZL White Sox, the third outing of his career, after allowing one run in 3.0 innings.
- Did not allow a run from 8/6-26 (7.2ip) with eight strikeouts.
- Had a 5.63 ERA (5er/8.0ip) in four July games; had a 1.46 ERA (2er/12.1ip) in seven August games.

PERSONAL

- Jeffrey Passantino, fiance's name is Madison.
- Played three seasons at Lipscomb (Nashville, Tenn.) University, where he was a Louisville Slugger Freshman All-American, Atlantic Sun Second-Team All-Conference and Atlantic Sun All-Freshman Team selection in 2015.
- Helped Bishop Verot (Fort Myers, Fla.) High School to a 3A State Championship in 2011, 2012 4A State Runner-Up and 2013 4A State Semifinalist.
- Ranked eighth in the nation in wins compared to all 2014 high school pitchers.
- Ranked 15th nationally for total number of strikeouts in 2013 by MaxPreps.
- Was a 2012 and 2013 Perfect Game Underclass Honorable Mention All-American.
- Was named First-Team All-Area and the Pitcher of the Year in 2011 and 2012.
- Helped build custom pools as a summer job in 2013; hidden talents include golf, chess and playing the drums.
- Favorite musical group is the Zac Brown Band.
- His ambition is to one day be a pilot.

SINGLE-GAME HIGHS/MISCELLANEOUS

Complete Games

N/A

Winning Streak

5, 6/16-8/2/18 (A-)

Hits Allowed

11, 8/27/18 vs. Fort Wayne (A)

Strikeouts

9, 8/8/18 vs. Great Lakes (A)

Shutouts

N/A

Losing Streak

6, 6/20-9/17/21 (AA)

Earned Runs Allowed

6 (3x), MR: 8/12/21 (2) @ Erie (AA)

10+ Strikeout Games

N/A

Innings (Start)

7.0, 8/14/18 vs. Lake County (A)

Innings (Relief)

5.0 (2x), MR: 7/13/18 @ Spokane (A-)

Home Runs Allowed


5, 8/12/21 (2) @ Erie (AA)

Walks

4, 6/29/18 vs. Everett (A-)

CAREER PITCHING STATS

YEAR	TEAM	LG	LVL	ORG	W-L	ERA	G-6S	CG	SHO	SV-SVO	IP	H	R	ER	HR	HB	BB-IBB	SO	WHIP	AVG	AB
2017	AZL Cubs	AZL	R	CHI	2-0	3.10	11-0	0	0	0-0	20.1	28	8	7	0	1	2-0	22	1.48	.333	84
2018	South Bend	MID	A	CHI	4-1	3.41	8-4	0	0	0-0	34.1	36	16	13	6	0	4-0	37	1.17	.267	135
2018	Eugene	NWL	A-	CHI	5-0	3.29	8-4	0	0	0-0	38.1	37	14	14	2	2	9-0	39	1.20	.252	147
2019	South Bend	MID	A	CHI	2-1	4.24	14-0	0	0	0-1	34.0	35	17	16	6	1	7-0	48	1.24	.267	131
2019	Myrtle Beach	CAR	A+	CHI	3-1	2.00	7-6	0	0	0-0	36.0	28	8	8	3	1	6-0	35	0.94	.215	130
2019	Iowa	PCL	AAA	CHI	0-0	2.00	2-2	0	0	0-0	9.0	7	2	2	0	0	1-0	11	0.89	.226	31
2019	Tennessee	SOU	AA	CHI	1-0	3.60	2-2	0	0	0-0	10.0	14	4	4	1	0	0-0	10	1.40	.333	42
2020	Altoona	NEU	AA	PIT	1-8	4.62	18-15	0	0	1-1	76.0	77	41	39	12	2	20-0	74	1.28	.256	301
2021	Triple-A Totals				0-0	2.00	2-2	0	0	0-0	9.0	7	2	2	0	0	1-0	11	0.89	.226	31
	Minor League Totals				18-11	3.59	70-33	0	0	1-2	258.0	262	110	103	30	7	49-0	276	1.21	.262	1001



MICHAEL PEREZ

C

Born: 8/7/92 in Bayamon, Puerto Rico
MLB Debut: 7/26/18 (TB) @ BAL
Height/Weight: 5-10/195
Twitter: N/A

Opening Day Age: 29
MLB Service: 3.000
Bats/Throws: L/R
Instagram: @mykii7

Acquired: Claimed off waivers by PIT from TB on 10/30/20
2022 Baseball America Ranking (PIT): N/A
2022 MLB Pipeline Ranking (PIT): N/A

BA PROSPECT RANKINGS

MLB:
 Trade: **ARI** – #30 ('18), #20 ('14), #12 ('13), #24 ('12)
 Tools: **ARI** – Best Defensive Catcher ('18, 2013-14)

TRANSACTIONS

- Selected by **ARI** (5th round, 154th overall) in the 2011 First-Year Player Draft.
- Traded to **TB** from **ARI** on **July 25, 2018** with RHP Brian Shaffer in exchange for RHP Matt Andrieae.
- Had his contract first selected by **TB** on **July 26, 2018**.
- Claimed off waivers by **PIT** from **TB** on **Oct. 30, 2020**.

AWARDS & HONORS

MLB.com Organization All-Star (2012)

PIO All-Star (Post, 2012)

CAREER SUMMARY

2021

- Spent the entire season with Pittsburgh and hit .143 (30-for-210) in 70 games.
- Went 3-for-3 with his first home run of the season on 4/24 at Minnesota.
- Hit .273 (3-for-11) as a pinch hitter, including a home run on 6/8 vs. Los Angeles (NL).
- Posted three two-hit games in a four-game span from 7/20-8/1; had four extra-base hits in that span.
- Registered a .994 fielding percentage (three errors, 480 total chances) in 488.1 innings at catcher (58 games, 57 starts).

2020

- Spent the entire season on Tampa Bay's active roster and hit .167 (14-for-84) in 38 games.
- Registered back-to-back three RBI games vs. Miami; hit a bases-clearing double on 9/4 and went 3-for-4 on 9/5.
- Registered a .996 fielding percentage at 232.0 innings at catcher (one error in 248 total chances).

2019

- Made Tampa Bay's Opening Day roster and hit .256 (10-for-39) through May 4 (15 games).
- Placed on the 10-day injured list on 5/8 with an oblique strain; went 5-for-9 in three rehab games with High-A Charlotte and 3-for-7 in two with Triple-A Durham before being reinstated and optioned on 6/10.
- Hit safely in six consecutive games from 7/5 (2)-14 with three home runs and 12 RBI.
- Did not appear in a game with Tampa Bay through the end of August and hit .245 (45-for-184) with 13 home runs and 42 RBI in 54 games with Durham from 6/7-8/30.
- Recalled by Tampa Bay on 9/1 and appeared in seven games (only four with a plate appearance) without a hit.

2018

- Began the season with Triple-A Reno and hit .284 (62-for-218) until being traded to Tampa Bay on 7/25.
- Tied a career high with four hits game on 4/28 at Sacramento with one home run, two RBI and three runs scored.
- Average was .356 (21-for-59) in 16 April games, his best monthly mark of the season.
- Hit safely in nine consecutive games from 6/29-7/16 with a .353 average (12-for-34).
- Drove in 22 runs while hitting .300 (18-for-60) with runners in scoring position for Reno.
- Slashed .308/.357/.423 vs. right-handed pitchers in the PCL.
- Made his major league debut on 7/26 at Baltimore as Tampa Bay's starting catcher and doubled off Alex Cobb in his second at-bat for his first MLB hit.

- Hit .471 (8-for-17) in his first five MLB games.
- Homered off Marco Estrada on 8/10 at Toronto for his first MLB home run.
- Placed on the injured list on 8/31 with a left hamstring strain and did not play the rest of the season.

2017

- Spent the majority of the campaign as Jackson's everyday catcher and caught 33.8 percent of attempted basestealers while registering a .983 fielding percentage in 604.1 innings (10 errors in 606 total chances).
- Hit safely in seven consecutive games from 7/17-29 and hit .346 (9-for-26) during the stretch.

2016

- Began the season with Mobile and hit safely in 11-of-12 games from 4/17-5/10 with a .385 average (15-for-39) and six extra-base hits.
- Hit safely in nine consecutive games from 7/27-8/6 with a .333 average (10-for-30).
- Went 4-for-4 with two doubles and a triple on 8/28 vs. San Jose.

2015

- Split the season between Visalia and Single-A Kane County.
- Began the season with Visalia and went 3-for-4 with two doubles, one home run and four RBI on 4/19 at Stockton.

2011-14

- Hit .333 (15-for-45) with four home runs and 12 RBI during a career-high 10-game hitting streak from 4/21-5/3/13 with High-A Visalia.
- Went 3-for-5 with two home runs, one of which was his first and only career grand slam, with a career-high tying five RBI on 4/21/13 vs. Lake Elsinore.
- Drove in five RBI twice in the 2012 season, both vs. the Helena Brewers on 6/27 and 8/6.
- Hit a home run in his professional debut on 8/19/11 at AZL Angels.

PERSONAL

- Michael Perez Mendez, wife's name is Maria and has three children, daughters Iliany (9) and Camila (7), and son Liam (2).
- Grew up watching Ivan Rodriguez and Yadier Molina and aims to uphold the legacy of Puerto Rican-born catchers in the majors.
- His pregame routine consists of swinging a bat 10 times with his left hand, then switching and taking 10 more swings with his right, followed by a few normal swings; he created the routine in 2016 to help prepare him mentally for the game.

SINGLE-GAME HIGHS/MISCELLANEOUS

Hits	Home Runs	Grand Slams	Runs	Walks
4 (3x), MR: 4/28/18 @ Sacramento (AAA)	2 (4x), MR: 6/9/19 @ Gwinnett (AAA)	1, 4/21/13 vs. Lake Elsinore (A+)	3 (10x), MR: 7/14/19 vs. Norfolk (AAA)	4, 6/30/14 vs. Fort Wayne (A)
Hit Streak	RBI	Multi-homer Games	Stolen Bases	Strikeouts
10, 4/21-5/3/13 (A+)	5 (3x), MR: 4/21/13 vs. Lake Elsinore (A+)	4, MR: 6/9/19 @ Gwinnett (AAA)	1 (9x), MR: 7/29/16 @ Stockton (A+)	5, 6/21/13 @ Modesto (A+)

CAREER BATTING STATS

YEAR	TEAM	LG	LVL	ORG	AVG	G	AB	R	H	2B	3B	HR	RBI	BB	IBB	SO	CS	SB	OBP	SLG	OPS	HBP	SAC	SF	GIDP
2011	AZL Diamondbacks	AZL	R	ARI	.217	7	23	5	5	2	0	2	3	0	0	10	1	0	.280	.565	.845	0	0	0	0
2012	Missoula	PIO	R+	ARI	.293	58	225	43	66	16	5	10	60	20	0	72	0	1	.358	.542	.900	5	0	4	3
2013	Visalia	CAL	A+	ARI	.173	47	179	21	31	9	0	5	24	11	0	78	1	1	.223	.307	.530	1	0	2	2
2013	South Bend	MID	A	ARI	.247	46	162	20	40	12	2	1	14	14	1	55	0	0	.303	.383	.686	0	0	2	3
2014	South Bend	MID	A	ARI	.238	98	319	53	75	21	4	9	35	6	0	91	1	3	.362	.414	.776	2	1	4	7
2015	Visalia	CAL	A+	ARI	.188	34	117	15	22	6	0	3	20	9	0	37	1	0	.254	.316	.570	2	1	2	0
2015	Kane County	MID	A	ARI	.224	55	183	18	41	9	0	1	26	20	0	31	4	3	.306	.290	.595	2	0	1	5
2016	Mobile	SOU	AA	ARI	.205	39	122	7	25	4	1	3	10	15	0	29	0	1	.252	.328	.580	1	0	1	4
2016	Visalia	CAL	A+	ARI	.256	47	156	17	40	10	2	1	19	15	0	33	1	0	.318	.365	.683	0	0	2	3
2017	Jackson	SOU	AA	ARI	.279	80	262	29	73	23	0	5	39	35	2	61	0	2	.365	.424	.789	2	1	2	2
2017	Reno	PCL	AAA	ARI	.444	3	9	2	4	1	1	1	6	1	0	0	0	0	.500	1.111	1.611	0	0	0	1
2018	Reno	PCL	AAA	ARI	.284	58	218	30	62	9	1	6	29	20	0	40	0	1	.342	.417	.759	0	0	2	4
2018	TAMPA BAY	AL	MLB	TB	.284	24	74	9	21	5	0	1	11	3	0	19	0	0	.304	.392	.696	0	1	2	0
2019	TAMPA BAY	AL	MLB	TB	.143	70	210	19	30	8	1	7	19	19	1	68	1	0	.212	.290	.511	2	0	0	4
2019	Charlotte	FSL	A+	TB	.556	3	9	1	5	0	0	0	1	0	0	1	0	0	.556	.556	1.111	0	0	0	0
2019	Durham	INT	AAA	TB	.245	54	184	23	45	7	0	13	42	28	0	51	0	2	.338	.495	.832	0	0	4	4
2020	TAMPA BAY	AL	MLB	TB	.167	38	84	7	14	3	0	1	13	7	0	27	0	0	.237	.238	.475	1	0	1	3
2020	PITTSBURGH	NL	MLB	PIT	.181	154	414	41	75	21	1	9	47	37	1	133	0	1	.223	.302	.555	4	1	3	7
2021	Triple-A Totals				.270	115	411	55	111	17	2	20	77	49	0	91	0	3	.343	.467	.811	0	0	6	9
2021	Minor League Totals				.247	629	2168	284	535	129	16	61	328	244	3	590	9	14	.324	.405	.729	15	3	26	38



QUINN PRIESTER

RHP

Born: 9/16/00 in Glendale Heights, Ill.
MLB Debut: N/A
Height/Weight: 6-3/210
Twitter: @QuinnPriester

Opening Day Age: 21
ML Service: 0.000
Bats/Throws: R/R
Instagram: @quinn_priester

Acquired: Selected by PIT in 1st round (18th overall) in the 2019 First-Year Player Draft
2022 Baseball America Ranking (PIT / RHP / MiLB): No. 6 / No. 22 / No. 88
2022 MLB Pipeline Ranking (PIT / Tools / MiLB): No. 4 / Curveball 60 / No. 54

BA PROSPECT RANKINGS

MLB: #88 ('22), #58 ('21)
Org: PIT – #6 ('22), #4 ('21), #7 ('20)
Tools: PIT – Best Curveball ('21)

TRANSACTIONS

Selected by PIT (1st round, 18th overall) in the 2019 First-Year Player Draft.

AWARDS & HONORS

A+E Pitcher of the Year (2021)

A+E All-Star (Post, 2021)

A+E Pitcher of the Week (8/30/21)

Futures Game Selection (2021)

CAREER SUMMARY

2021

- Spent the entire season with High-A Greensboro and went 7-4 with a High-A East-leading 3.04 ERA (33er/97 Zip) and 98 strikeouts in 20 starts to be named the A+E Pitcher of the Year.
- Also ranked among league qualifiers in average against (1st, 225), WHIP (1st, 1.24), winning percentage (1st, .636), games started (F-2nd), innings pitched (3rd), wins (T-8th) and strikeouts (10th).
- Led all Pirates minor leaguers in ERA, average against and winning percentage; also ranked in WHIP (3rd), wins (F-5th), games started (6th), innings pitched (6th) and strikeouts (F-9th).
- Began the season with a career-high two-game losing streak; surrendered six earned runs in 7.0 innings combined.
- Followed up back-to-back losses with two consecutive wins, combining for 10.0 shutout innings.
- Went on a career-high five-game winning streak in a stretch of 12 starts from 6/15-9/2 (2); compiled a 2.20 ERA (16er/65.1ip) with 71 strikeouts.
- Named to the Sirius XM Futures Game and recorded two outs with one walk and a strikeout of White Sox prospect Yoelqui Cespedes.
- Surrendered one hit over 7.0 one-run innings with five strikeouts on 7/30 vs. Winston-Salem.
- Recorded his first double-digit strikeout outing (10) in 7.0 shutout innings on 8/13 at Winston-Salem.
- Struck out each of his first nine batters faced while taking a perfect game into the sixth inning on 8/27 at Asheville; ended his outing with a career-high 13 strikeouts in 6.0 shutout innings to be named the High-A East Pitcher of the Week on 8/30.
- Went 2-0 with a 2.35 ERA (6er/23.0ip), a 1.04 WHIP and 33 strikeouts in four August starts.
- Earned the win in Game 2 of the High-A East Championship Series vs. Bowling Green (5.0ip, 3h, 1r, 1er, 1hr, 2bb, 7k).
- Compiled a 2.15 ERA (12er/50.1ip) and 59 strikeouts in 10 starts on the road.
- Did not surrender a hit in eight at-bats with the bases loaded.
- Held opposing batters to a .192 batting average (20-for-104) with runners in scoring position.
- Went 7-0 when throwing at least 5.0 innings in a start.

2019

- Began the season with GCL Pirates and went 1-1 with a 3.03 ERA (11er/32.2ip) and 37 strikeouts in eight games (seven starts).
- Made his professional debut on 7/2 vs. GCL Braves and surrendered one run with two strikeouts in 2.1 innings.
- Tossed 5.0 scoreless innings with a season-high seven strikeouts on 7/15 vs. GCL Braves.
- Earned his first professional win on 7/29 at GCL Braves with 5.0 two-run innings and five strikeouts.
- Made his only career relief appearance on 8/6 (1) vs. GCL Twins and tossed 4.2 innings.
- Promoted to Short-Season A West Virginia on 8/22 and made his final start of the season on 8/27 at State College (4.0ip, 3h, 3r, 2er, 1hb, 4bb, 4k).
- Held right-handed batters to a .167 batting average (13-for-78); right-handed batters hit .328 (19-for-58) against him.

PERSONAL


- Charles Quinn Priester.
- Is a 2019 graduate of Cary-Grove (Ill.) High School, where he posted an 8-2 record and 1.00 ERA as a senior.
- Was named the 2018-19 Gatorade Illinois Player of the Year.
- Was a two-sport athlete in high school; also played wide receiver and defensive back on the high school's football team that went 14-0 and won a Class 6A state championship in 2018.
- Was named a 2019 Rawlings Perfect Game preseason All-American.
- Was also ranked as the 19th-best prospect by MLB Pipeline in the 2019 First-Year Player Draft.
- Became the first high school player from the state of Illinois to be selected in the first round since Houston's Mike Foltyniewicz in 2010.
- Was listed by *Baseball America* as the No. 1 prospect in the state of Illinois.
- Was a Fox Valley All-Conference selection during his senior year of baseball.
- Signed by Pirates scout Anthony Wycklent.

SINGLE-GAME HIGHS/MISCELLANEOUS

Complete Games		Winning Streak		Hits Allowed		Strikeouts	
N/A		5, 6/15-9/2/21 (2) (A+)		8, 6/1/21 vs. Winston-Salem (A+)		13, 8/27/21 @ Asheville (A+)	
Shutouts		Losing Streak		Earned Runs Allowed		10+ Strikeout Games	
N/A		2, 5/4-11/21 (A+)		5 (2x), MR: 9/15/21 @ Hudson Valley (A+)		2, MR: 8/27/21 @ Asheville (A+)	
Innings (Start)		Innings (Relief)		Home Runs Allowed		Walks	
7.0 (2x), MR: 8/13/21 @ Winston-Salem (A+)		4.2, 8/6/19 (1) vs. GCL Twins (R)		3, 6/1/21 vs. Winston-Salem (A+)		5, 9/15/21 @ Hudson Valley (A+)	

CAREER PITCHING STATS

YEAR	TEAM	LG	LVL	ORG	W-L	ERA	G-GS	CG	SHO	SV-SVO	IP	H	R	ER	HR	BB	BB-IBB	SO	WHIP	AVG	AB
2019	GCL Pirates	GCL	R	PIT	1-1	3.03	8-7	0	0	0-0	32.2	29	15	11	1	4	10-0	37	1.19	.238	122
2019	WV Black Bears	NYP	A-	PIT	0-0	4.50	1-1	0	0	0-0	4.0	3	3	2	0	1	4-0	4	1.75	.214	14
2020											DID NOT PLAY										
2021	Greensboro E	A+	PIT		7-4	3.04	20-20	0	0	0-0	97.2	82	40	33	8	2	39-0	98	1.24	.225	365
	Minor League Totals				8-5	3.08	29-28	0	0	0-0	134.1	114	58	46	9	7	53-0	139	1.24	.228	501



JAMIE RITCHIE

C

Born: 4/9/93 in South Hadley, Mass.

MLB Debut: N/A

Height/Weight: 6-2/205

Twitter: N/A

Opening Day Age: 28

ML Service: 0.000

Bats/Throws: R/R

Instagram: N/A

Acquired: Signed by PIT as a minor league free agent on 11/28/21

2022 Baseball America Ranking (PIT): N/A

2022 MLB Pipeline Ranking (PIT): N/A

TRANSACTIONS

- Selected by HOU (13th round, 376th overall) in the 2014 First-Year Player Draft.
- Elected free agency on **Nov. 2, 2020**.
- Signed by ARI as a minor league free agent on **Nov. 4, 2020**.
- Elected free agency on **Nov. 7, 2021**.
- Signed by PIT as a minor league free agent on **Nov. 28, 2021**.

AWARDS & HONORS

MidLB.com Organization All-Star (2021)

MID All-Star (Mid, 2015)

NYP All-Star (Mid, 2014)

CAREER SUMMARY

2021

- Spent the entire season with Triple-A Reno and hit .317 (90-for-284) with 23 extra-base hits and 43 RBI in 79 games.
- Began the season with five doubles among four consecutive multi-hit games.
- Hit his second career grand slam while going 3-for-4 with two runs scored and five RBI on 5/18 vs. Las Vegas.
- Recorded his third career four-hit game on 6/6 vs. Sacramento.
- Ranked among Triple-A West leaders with a .575 on-base percentage (1st), 20 walks (1st), 22 runs scored (3rd) and a .404 batting average (4th) in 18 June games.
- Hit .385 (5-for-13) with one home run and 13 RBI in bases-loaded situations.
- Compiled a .991 fielding percentage (three errors, 339 total chances) in 33 games at catcher; hit .336 (42-for-125) in those games.
- Also played one game at first base and 16 games (140.0 innings) in left field without committing an error at either position; also hit .382 (21-for-55) when starting in left field.
- Spent 23 games as Reno's designated hitter and hit .266 (25-for-94) in those games.

2019

- Spent the season Triple-A Round Rock and hit .270 (68-for-252) with 20 doubles, five home runs and 33 RBI in 81 games.
- Bounced back with a .319 average (15-for-47) in June after going just 7-for-51 (.137) in 15 May games.
- Hit .241 (38-for-158) in 49 games before the All-Star break and .319 (30-for-94) in 30 games after.
- Appeared at catcher in 68 games (568.0 innings) and committed just two errors in 640 total chances, good for a .997 fielding percentage; also threw out 29.8 percent of would-be basestealers.
- Spent 29 games in the eighth spot of Round Rock's lineup and hit .344 (31-for-90) in those contests.
- Made the only two pitching appearances of his career on 5/20 and 5/29, both against Nashville.

2018

- Began the season with Double-A Corpus Christi and hit .280 (45-for-161) in 45 games.
- Hit safely in 14-of-15 games from 5/27-6/21, half of which were multi-hit contests, with a .439 average (25-for-57) and .983 OPS.
- Promoted to Triple-A Fresno on 7/2 and hit .321 (26-for-81) in 25 games through the end of the season.
- Had 10 multi-hit games with Fresno.
- Posted a .993 fielding percentage between levels at catcher, committing five errors in 593.1 innings (723 total chances); did not commit an error in 267 total chances with Fresno.
- Hit .339 (21-for-62) vs. Triple-A right-handed pitchers; hit .263 (5-for-19) against lefties.
- Hit .421 (16-for-38) against starting pitchers and .233 (10-for-43) against relievers in Triple-A.

2017

- Spent the entire season with Corpus Christi and hit .256 (62-for-242) with 45 walks to 44 strikeouts in 76 games.
- Recorded a career-high tying four-hit game with four RBI while hitting for the cycle on 8/6 at Frisco.
- Hit .346 (18-for-52) with six extra-base hits and a 1.027 OPS in August.
- Hit .324 (23-for-71) against left-handed pitchers vs. .228 (39-for-171) against right-handed pitchers.

2016

- Spent the entire season with High-A Lancaster and hit .276 (95-for-344) with 20 doubles, a career-high seven home runs and a career-high 57 RBI in 99 games.
- Launched his first career grand slam and drove in a career-high six RBI on 5/16 vs. Lake Elsinore; the contest was also his first career four-hit game.
- Recorded his only career multi-homer game on 6/25 vs. Lake Elsinore.
- Had four consecutive multi-RBI games from 6/25-29.
- Hit safely in eight-of-10 games in June with four multi-hit contests and a .382 average (13-for-34).

2015

- Split the season between Single-A Quad Cities and High-A Lancaster, hitting .281 (110-for-392) with 21 doubles, four triples and five home runs in 111 games.
- Promoted to Lancaster on 7/16 and hit .308 (41-for-133) in 39 games through the end of the season.
- Hit safely in 14-of-16 games from 7/8-27 with a .327 batting average (18-for-55) between levels.

2014

- Spent the entire season with Short-Season A Tri-City and hit .331 (47-for-142) in 47 games.
- Made his professional debut on 6/14 vs. Connecticut and walked in his lone plate appearance.
- Recorded his first professional hit on 6/19 at Vermont and his first home run on 8/12 vs. Hudson Valley.
- Went on a career-high 13-game hitting streak from 7/2-30 with a .488 average (20-for-41) and 1.165 OPS.

PERSONAL

- James Christopher Ritchie, wife's name is Lauren.
- Is a 2011 graduate of Buford (Ga.) High School, where he led the team to a Georgia State Championship as a senior.
- Was born in South Hadley, Mass., also home to former MLB Commissioner A. Bartlett Giamatti.
- Played three years of baseball at Belmont (Nashville, Tenn.) University (2012-14).
- Was named to the 2014 Johnny Bench Award Watch List as a junior after hitting .302 with 13 doubles, six homers and a .404 on-base percentage.
- Totaled more walks (88) than strikeouts (60) in his collegiate career.

SINGLE-GAME HIGHS/MISCELLANEOUS

Hits	Home Runs	Grand Slams	Runs	Walks
4 (3x), MR: 6/6/21 vs. Sacramento (AAA)	2, 6/25/16 vs. Lake Elsinore (A+)	2, MR: 5/18/21 vs. Las Vegas (AAA)	4 (3x), MR: 6/14/21 @ Las Vegas (AAA)	4 (2x), MR: 6/18/21 vs. Albuquerque (AAA)
Hit Streak	RBI	Multi-homer Games	Stolen Bases	Strikeouts
13, 7/2-30/14 (A-)	6, 5/16/16 vs. Lake Elsinore (A+)	1, 6/25/16 vs. Lake Elsinore (A+)	1 (2x), MR: 8/13/19 @ Albuquerque (AAA)	3 (12x), MR: 6/15/21 @ Las Vegas (AAA)

CAREER BATTING STATS

YEAR	TEAM	LG	LVL	ORG	AVG	G	AB	R	H	2B	3B	HR	RBI	BB	IBB	SO	SB	CS	OBP	SLG	OPS	HBP	SAC	SF	GIDP
2014	Tri-City	NYP	A-	HOU	.331	47	142	19	47	12	3	1	24	29	1	26	5	1	.455	.465	.920	5	1	2	4
2015	Quad Cities	MID	A	HOU	.266	72	259	46	69	10	2	4	27	70	1	54	7	6	.428	.367	.795	4	0	1	8
2015	Lancaster	CAL	A+	HOU	.308	39	133	26	41	11	2	1	8	25	0	27	3	1	.422	.444	.866	2	3	1	3
2016	Lancaster	CAL	A+	HOU	.276	99	344	62	95	20	0	7	57	58	0	83	3	1	.389	.395	.784	7	3	2	14
2017	Corpus Christi	TEX	AA	HOU	.256	76	242	27	62	8	1	3	20	45	0	44	3	0	.382	.335	.717	5	0	1	7
2018	Corpus Christi	TEX	AA	HOU	.280	45	161	15	45	9	1	0	22	17	0	41	1	1	.368	.348	.716	6	0	1	3
2018	Fresno	PCL	AAA	HOU	.321	25	81	16	26	7	0	3	9	14	0	16	2	0	.433	.519	.952	2	0	0	3
2019	Round Rock	PCL	AAA	HOU	.270	81	252	46	68	20	0	5	33	41	0	56	2	0	.375	.409	.784	4	0	4	12
2020																									
2021	Reno	W	AAA	ARI	.317	79	284	70	90	18	2	4	43	43	1	52	0	1	.417	.430	.847	7	0	2	8
	Triple-A Totals				.298	185	617	132	184	45	1	12	85	98	1	124	4	1	.402	.433	.835	13	0	6	23
	Minor League Totals				.286	563	1898	327	543	115	9	28	243	342	2	399	26	11	.404	.400	.804	42	7	14	62



AUSTIN ROBERTS

RHP

Born: 7/27/98 in West Sacramento, Calif.

MLB Debut: N/A

Height/Weight: 6-0/220

Twitter: @ARobby17

Opening Day Age: 23

ML Service: 0.000

Bats/Throws: R/R

Instagram: @arobby_17

Acquired: Selected by PIT in 8th round (244th overall) of the 2019 First-Year Player Draft

2022 Baseball America Ranking (PIT): N/A

2022 MLB Pipeline Ranking (PIT): N/A

BA PROSPECT RANKINGS

TRANSACTIONS

MLB:
Org:
Tools:

Selected by PIT (8th round, 244th overall) in the 2019 First-Year Player Draft.

CAREER SUMMARY

2021

- Spent most of the season with High-A Greensboro and went 4-3 with a 4.55 ERA (33er/65.1ip) and 99 strikeouts in 39 appearances.
- Surrendered runs in three of 10 outings in July, going 2-1 with a 2.63 ERA (4er/13.2ip) and 19 strikeouts.
- Recorded saves in back-to-back appearances on 7/13 and 7/17 at Rome; went a perfect 3-for-3 in save opportunities in July.
- Surrendered a career-high six earned runs in 1.0 inning on 8/29 at Asheville.
- Ended his season with Greensboro on a 10.0-inning scoreless streak from 9/5-19.
- Ranked among High-A East leaders with 39 appearances (T-1st), nine saves (2nd) and 99 strikeouts (T-8th).
- Promoted to Indianapolis on 9/30 and struck out all four batters faced in his Triple-A debut on 10/3 vs. Nashville.
- Ranked second among all Pirates minor leaguers in appearances.

2019

- Spent the entire season with Short-Season A West Virginia and went 2-1 with a 2.70 ERA (12er/40.0ip) and 38 strikeouts in 15 games (five starts).
- Made his professional debut on 6/19 vs. Mahoning Valley and struck out two batters in 1.0 inning.
- Did not allow a run in his first eight professional appearances (11.1ip) from 6/19-7/19.
- Converted his first professional save on 7/5 at Williamsport (2.0ip, 0h, 0r, 0bb, 2k).
- Earned his first win on 8/16 at Batavia with a career-high seven strikeouts (5.0ip, 2h, 1r, 1er).
- Surrendered a career-high seven hits in 5.0 innings but did not allow a run and earned the win on 8/23 (1) at Auburn.
- Tossed his only career quality start on 8/30 vs. Batavia (6.0ip, 2h, 1r, 1er, 1bb, 5k).
- Held right-handed batters to a .195 batting average (17-for-87).
- Allowed a .196 average against (11-for-56) with runners on base and .167 average against (6-for-36) with runners in scoring position.

PERSONAL

- Austin Tyler Roberts.
- Went 5-4 with six saves and a 3.18 ERA (26er/73.2ip) and 84 strikeouts in 22 appearances (nine starts) as a junior in 2019 with Sacramento State University.
- Earned All-WAC first-team honors in 2018 as a sophomore after going 4-2 with two saves and a team-best 1.83 ERA.
- Was selected to the Perfect Game preseason all-conference team.

SINGLE-GAME HIGHS/MISCELLANEOUS

Complete Games
N/A

Winning Streak
2 (2x), MR: 7/3-10/21 (A+)

Hits Allowed
7, 8/23/19 (1) @ Auburn (A-)

Strikeouts
7, 8/16/19 @ Batavia (A-)

Shutouts
N/A

Losing Streak
1 (4x), MR: 7/28/21 (A+)

Earned Runs Allowed
6, 8/29/21 @ Asheville (A+)

10+ Strikeout Games
N/A

Innings (Start)

6.0, 8/30/19 vs. Batavia (A-)

Innings (Relief)

3.0 (4x), MR: 9/8/21 @ Jersey Shore (A+)

Home Runs Allowed


2 (3x), MR: 8/29/21 @ Asheville (A+)

Walks

4, 5/7/21 vs. Hickory (A+)

CAREER PITCHING STATS

YEAR	TEAM	LG	LVL	ORG	W-L	ERA	G-GS	CG	SHO	SV-SVO	IP	H	R	ER	HR	BB	IBB	SO	WHIP	AVG	AB
2019	WV Black Bears	NYP	A-	PIT	2-1	2.70	15-5	0	0	1-1	40.0	31	13	12	3	0	11-0	38	1.05	.214	145
2020										DID NOT PLAY											
2021	Greensboro	E	A+	PIT	4-3	4.55	39-0	0	0	9-11	65.1	64	39	33	15	4	25-0	99	1.36	.252	254
2021	Indianapolis	E	AAA	PIT	0-0	0.00	1-0	0	0	0-0	1.1	0	0	0	0	0	0-0	4	0.00	.000	4
	Triple-A Totals				0-0	0.00	1-0	0	0	0-0	1.1	0	0	0	0	0	0-0	4	0.00	.000	4
	Minor League Totals				6-4	3.80	55-5	0	0	10-12	106.2	95	52	45	18	4	36-0	141	1.23	.236	403



LOLO SANCHEZ

OF

Born: 4/23/99 in Santo Domingo, D.R.

MLB Debut: N/A

Height/Weight: 5-11/170

Twitter: N/A

Opening Day Age: 22

ML Service: 0.000

Bats/Throws: R/R

Instagram: @kevin_sanchez237

Acquired: Signed by PIT as a non-drafted free agent on 7/2/15

2022 Baseball America Ranking (PIT): No. 40

2022 MLB Pipeline Ranking (PIT): N/A

BA PROSPECT RANKINGS

MLB:

Org: PIT – #40 ('22), #28 ('20), #12 ('19), #10 ('18)

Tools:

TRANSACTIONS

› Signed by PIT as a non-drafted free agent on July 2, 2015.

AWARDS & HONORS

PIT MLB Baserunner of the Year (2021)

MLB.com Organization All-Star (2021)

SAL All-Star (Mid, 2019)

CAREER SUMMARY

2021

- › Spent the entire season with High-A Greensboro and hit .264 (96-for-364) with 17 home runs in 104 games.
- › Led the High-A East with 79 runs scored and 30 stolen bases; also ranked among league leaders in walks (T-2nd, 55) and on-base percentage (3rd, .372).
- › Hit his first career grand slam as part of his first two-homer game on 8/11 at Winston-Salem; also set a career high with six RBI.
- › Compiled a .434 batting average (23-for-53) with eight multi-hit contests in 14 games from 8/8-25; also had two career-high four-hit games and two four-plus RBI games in that stretch.
- › Hit .312 (43-for-138) through the final two months of the season.
- › Recorded three consecutive multi-hit games from 9/11-14 to begin a six-game hitting streak to end the regular season.
- › Hit .325 (13-for-40) with four home runs with runners in scoring position and two outs.
- › Hit .294 (5-for-17) with one home run, three RBI and five walks to three strikeouts in five games of the High-A Championship Series against Bowling Green.

2019

- › Split the season between Single-A Greensboro and High-A Bradenton and hit .257 (100-for-389) in 113 games.
- › Began the season with Greensboro and hit .301 (68-for-226) in 61 games.
- › Went on a career-high 10-game hitting streak from 4/11-22 with a .421 average (16-for-38), five extra-base hits and five RBI.
- › Finished April with his highest monthly clip for the season, hitting .337 (28-for-83).
- › Stole a career-high tying two bases twice; 4/13 at Charleston and 5/4 vs. West Virginia.
- › Tied a career high with four hits on 5/5 vs. West Virginia and was a home run shy of the cycle.
- › Hit .320 (58-for-181) vs. right-handed Single-A pitchers.
- › Named as a South Atlantic League midseason All-Star after ranking in the top five among league leaders in triples (T-1st, 6), stolen bases (T-2nd, 20) and runs (T-3rd, 43) in the first half.
- › Promoted to Bradenton on 6/20 and hit .196 (32-for-163) through the end of the season.
- › Excelled in Single-A with runners in scoring position, hitting .358 (19-for-53), but dropped that average to .176 (6-for-34) in High-A.
- › Stole a career-high 33 bases between both levels, ranking second among all Pirates farmhands.

2018

- › Spent the entire season with Single-A West Virginia and hit .243 (92-for-378) in 114 games.
- › Stole a team-leading 30 stolen bases and ranked fourth among all Pirates minor leaguers.
- › Hit safely in 16-of-19 games from 8/2-27 with a .355 average (22-for-62).

2017

- › Spent the entire season with GCL Pirates and hit a career-high .284 (58-for-204) in 51 games.
- › Hit his first professional home run on 6/30 vs. GCL Tigers West.
- › Hit safely in 11-of-13 games from 7/8-24 with a .396 average (21-for-53) and 10 RBI.
- › Set a career high with a four-hit game on 7/12 at GCL Tigers East; tied that mark on 7/24 vs. GCL Yankees West.
- › Also set a career high with two stolen bases on 7/12; tied that mark on 7/19 vs. GCL Blue Jays.
- › Notched his highest monthly average of the season in July, hitting .329 (28-for-85).
- › Hit safely in 15-of-16 games from 8/4-26 with five extra-base hits and seven RBI.
- › Made 49 starts in center field and recorded a perfect fielding percentage in 418.2 innings (132 total chances).
- › Ranked as the Gulf Coast League's No. 2 prospect by *Baseball America* after the season.

2016

- › Spent the entire season with DSL Pirates and hit .235 (36-for-153) in 45 games.
- › Recorded his first professional hit on 6/11 at DSL Mets 1 and his first multi-hit game on 6/13.
- › Went on a six-game hitting streak from 6/16-25 and hit .435 (10-for-23).
- › Hit .340 (17-for-50) in June vs. .179 (10-for-56) in July and .191 (9-for-47) in August.

PERSONAL

- › Kevin Bryan Sanchez.

SINGLE-GAME HIGHS/MISCELLANEOUS

Hits	Home Runs	Grand Slams	Runs	Walks
4 (5x), MR: 8/25/21 @ Asheville (A+) 2	8, 11/1/21 @ Winston-Salem (A+) 1	1, 8/11/21 @ Winston-Salem (A+) 5	7, 4/2/21 @ Bowling Green (A+) 3 (4x), MR: 6/4/21 vs. Winston-Salem (A+) 3	
Hit Streak	RBI	Multi-homer Games	Stolen Bases	Strikeouts
10, 4/11-22/19 (A)	6, 8/11/21 @ Winston-Salem (A+) 1	1, 8/11/21 @ Winston-Salem (A+) 2	2 (18x), MR: 8/19/21 vs. Bowling Green (A+) 3	10 (10x), MR: 7/22/21 @ Greenville (A+) 7

CAREER BATTING STATS

YEAR	TEAM	LG	LVL	ORG	AVG	G	AB	R	H	2B	3B	HR	RBI	BB	IBB	SO	SB	CS	OBP	SLG	OPS	HBP	SAC	SF	GDP
2016	DSL Pirates	DSL	R	PIT	.235	45	153	19	36	4	1	0	10	24	0	18	4	8	.359	.275	.633	6	6	1	4
2017	GCL Pirates	GCL	R	PIT	.284	51	204	42	58	11	2	4	20	21	1	19	14	7	.359	.417	.776	4	3	2	3
2018	WV Power	SAL	A	PIT	.243	114	378	57	92	18	1	4	34	41	1	72	30	13	.322	.328	.650	5	12	5	3
2019	Greensboro	SAL	A	PIT	.301	61	226	43	68	10	6	4	26	17	0	28	20	10	.377	.451	.829	12	6	2	4
2019	Bradenton	FSL	A+	PIT	.196	52	163	21	32	3	3	1	9	18	0	31	13	5	.300	.270	.570	7	5	2	4
2020																									
2021	Greensboro	E	A+	PIT	.264	104	364	79	96	18	0	17	58	55	0	72	30	9	.372	.453	.825	11	2	5	7
	Minor League Totals				.257	592	1488	261	382	64	13	30	157	176	2	240	111	52	.349	.378	.727	45	34	17	25



CHRIS SHARPE

OF

Born: 6/6/96 in Burlington, Mass.
MLB Debut: N/A
Height/Weight: 6-1/195
Twitter: @Chris_Sharpe19

Opening Day Age: 25
ML Service: 0.000
Bats/Throws: R/R
Instagram: @chris_sharpe19

Acquired: Selected by PIT in 14th round (418th overall) of the 2017 First-Year Player Draft
2022 Baseball America Ranking (PIT): N/A
2022 MLB Pipeline Ranking (PIT): N/A

AWARDS & HONORS

FSL All-Star (Mid, 2019)

FSL Player of the Week (4/22/19)

Selected by PIT (14th round, 418th overall) in the 2017 First-Year Player Draft.

TRANSACTIONS

CAREER SUMMARY

2021

- Spent the entire season with Indianapolis and hit .196 (62-for-317) in 108 games.
- Tied for the team high with 25 doubles (also: Bligh Madris).
- Hit safely in 10-of-11 games with six doubles from 5/14-27, finished the month with a league-leading eight two-baggers.
- Went 4-for-13 (.308) with two doubles as a pinch hitter.
- Committed one error in 102 total chances (431.0 innings) as the Indians center fielder.
- Struck out a career-high 111 times.

2019

- Began the season with High-A Bradenton and hit .292 (66-for-226) in 64 games to be selected as a Florida State League midseason All-Star.
- Reached base safely in six consecutive games from 4/15-20 to be named the FSL Player of the Week on 4/22; had a .478 average (11-for-23) with five extra-base hits and five multi-hit games in that span.
- Hit the first grand slam of his career, a go-ahead shot in the seventh inning on 5/28 vs. Lakeland.
- Went 3-for-4 with a double and career-high five RBI on 6/9 at Dunedin.
- Hit .352 (19-for-54) in 16 June games with Bradenton before being promoted to Double-A Altoona on 6/20.
- Hit his second career grand slam on 6/30 vs. Binghamton.
- Homered twice to set a new single-game high on 8/13 at Harrisburg.
- Hit .303 (20-for-66) against left-handed pitchers in Double-A.
- Entered the season with seven total home runs; hit 16 between the two levels.

2018

- Spent the entire season with Single-A West Virginia and hit .263 (73-for-278) in 85 games.
- Had two career-high four-hit games over the course of the season, on 4/14 at Hickory and 5/12 at Lakewood.
- Went on a 12-game hitting streak from 6/10-25 (1) and hit .425 (17-for-40) with four multi-hit contests.
- Hit .357 (30-for-84) with two of his four home runs in 26 games in June.
- Spent the majority of his games batting in the ninth spot of the lineup; hit .325 (26-for-80) in those 27 games.

2017

- Spent the season with Short-Season A West Virginia and hit .234 (37-for-158) in 39 games.
- Made his professional debut on 7/1 vs. Williamsport and singled for his first hit.
- Drove in four runs with a single and his first career home run on 7/23 vs. Batavia.
- Went on a career-high 13-game hitting streak from 8/2 (2)-19 and hit .333 (17-for-51) during that stretch.

PERSONAL

- Christopher Frederick Sharpe.
- Hit .338 (44-for-130) with 16 doubles, seven homers, 25 RBI, a .432 on-base percentage and .685 slugging percentage in 33 games as a sophomore at the University of Massachusetts-Lowell.
- Earned New England Intercollegiate Baseball Association All-New England Second-Team honors in 2017.
- Became the 21st player in UMass Lowell history to be selected in the draft.

SINGLE-GAME BESTS/MISCELLANEOUS

Hits		Home Runs		Grand Slams		Runs		Walks	
4 (2x), MR: 5/12/18 @ Lakewood (A)		2, 8/13/19 @ Harrisburg (AA)		2, MR: 6/30/19 vs. Binghamton (AA)		3 (5x), MR: 8/13/19 @ Harrisburg (AA)		3 (4x), MR: 5/13/21 vs. Toledo (AAA)	
Hit Streak		RBI		Multi-homer Games		Stolen Bases		Strikeouts	
13, 8/2 (2)-19/17 (A-)		5, 6/9/19 @ Dunedin (A+)		1, 8/13/19 @ Harrisburg (AA)		2 (4x), MR: 5/23/19 vs. Tampa (A+)		4 (3x), MR: 7/30/21 @ St. Paul (AAA)	

CAREER BATTING STATS

YEAR	TEAM	LG	LVL	ORG	AVG	G	AB	R	H	2B	3B	HR	RBI	BB	IBB	SO	SB	CS	OBP	SLG	OPS	HBP	SAC	SF	GIDP
2017	WV Black Bears	NYP	A-	PIT	.234	39	158	19	37	8	1	3	15	19	1	49	6	6	.330	.354	.684	4	3	1	0
2018	WV Power	SAL	A	PIT	.263	85	278	50	73	11	2	4	28	39	0	98	11	4	.362	.360	.722	6	7	3	4
2019	Bradenton	FSL	A+	PIT	.292	64	226	36	66	17	2	5	30	28	0	52	15	7	.385	.451	.836	8	1	3	2
2019	Altoona	EAS	AA	PIT	.216	68	231	44	50	14	1	11	38	17	0	67	2	3	.278	.429	.707	4	2	3	2
2020	DID NOT PLAY																								
2021	Indianapolis	E	AAA	PIT	.196	108	317	45	62	25	0	5	29	41	1	111	6	3	.304	.322	.626	9	2	2	8
	Triple-A Totals				.196	108	317	45	62	25	0	5	29	41	1	111	6	3	.304	.322	.626	9	2	2	8
	Minor League Totals				.238	364	1210	194	288	75	6	28	140	144	2	377	40	23	.331	.379	.710	31	15	12	16



CANAAN SMITH-NJIGBA

OF

Born: 4/30/99 in Dallas, Texas
MLB Debut: N/A
Height/Weight: 6-0/240
Twitter: @CanaanSmith_

Opening Day Age: 22
ML Service: 0.000
Bats/Throws: L/R
Instagram: @canaansmith_

Acquired: Trade (NYY) on 1/24/21 with RHP Roansy Contreras, INF Maikol Escotto and RHP Miguel Yajure in exchange for RHP Jameson Taillon
2022 Baseball America Ranking (PIT): No. 28
2022 MLB Pipeline Ranking (PIT): No. 23

BA PROSPECT RANKINGS

MLB:
Org: PIT – #28 ('22), #27 ('21); NYY – #16 ('20)
Tools: NYY – **Best Hitter for Average** ('20), **Best Strike-Zone Discipline** ('20)

TRANSACTIONS

- Selected by NYY (4th round, 122nd overall) in the 2017 First-Year Player Draft.
- Traded to PIT from NYY on Jan. 24, 2021 with RHP Roansy Contreras, INF Maikol Escotto and RHP Miguel Yajure in exchange for RHP Jameson Taillon.
- Had his contract first selected by PIT on Nov. 19, 2021.

AWARDS & HONORS

MLB.com Organization All-Star (2019) Baseball America Low Class A All-Star (2019) SAL All-Star (Mid/Post, 2019) GCL All-Star (Post, 2017)

CAREER SUMMARY

2021

- Spent most of the season with Double-A Altoona and hit .274 (60-for-219) with 17 extra-base hits and 40 RBI in 66 games.
- Heated up from hitting .217 (13-for-60) in 20 May games and hit .301 (25-for-83) in 23 games in June.
- Tied his career high with four hits on 6/20 at Erie.
- Hit safely in 12-of-13 games with six multi-hit contests from 7/4-21; hit .391 (18-for-46) with five extra-base hits and 16 RBI in that span.
- Hit .333 (21-for-63) with the second-most walks (15) and third-best on-base percentage (.462) in the Double-A Northeast from 7/2-24 before suffering an injury and being placed on the 7-day injured list on 7/27.
- Was on the 7-day injured list from 7/27-8/5 and, without appearing in a game, returned to the IL from 8/11-9/10 with a right thigh injury.
- Hit .366 (34-for-93) with runners on base and .400 (10-for-25) with runners in scoring position and two outs with Altoona.
- Compiled a .991 fielding percentage (one error in 109 total chances) in 497.2 left-field innings with Altoona.
- Promoted to Indianapolis on 9/20 and made his Triple-A debut on 9/23 at Omaha; singled in his first at-bat and went 2-for-21 with no extra-base hits in seven games with Indy.

2019

- Spent the entire season with Single-A Charleston and hit .307 (138-for-449) with 32 doubles, 11 home runs, 74 RBI and an .870 OPS in 124 games.
- Drove in seven runs on three hits over a three-game span from 4/15-18.
- Went on a career-high 13-game hitting streak from 4/25-5/9 with a .413 batting average (19-for-46), .500 on-base percentage and 1.152 OPS.
- Hit safely in 24-of-26 games from 5/25-5/23 with a .385 batting average (40-for-104), 16 extra-base hits and 20 runs scored.
- Hit for the cycle with a career-high four-hit day on 5/12 at Hickory; home run in the eighth inning registered the feat on Mother's Day and his father's birthday.
- Recorded his first career multi-homer game on 6/13 vs. Greenville with two homers and four RBI.
- Hit .309 (67-for-217) with 25 extra-base hits and 30 RBI in the first half of the season to be named a South Atlantic League midseason All-Star.
- Was the starting left fielder for the SAL South All-Star team on 6/18 and went 1-for-2 with a single.
- Led the SAL with a .393 batting average (35-for-89), 509 on-base percentage and 21 walks in July; also ranked among league leaders in OPS (2nd, 1.026), RBI (3rd, 23), hits (3rd), runs scored (7th, 517) and total bases (7th, 461).
- Hit safely in 13-of-15 games from 7/18-8/3 with nine multi-hit contests.
- Swiped a career-high two bases on 8/30 vs. Greenville.
- Hit .667 (8-for-12) with 20 RBI, two walks and one strikeout with the bases loaded.
- Led the SAL in walks (74); also ranked among league leaders in OBP (2nd, .405), hits (7th), average (3rd), OPS (3rd), total bases (3rd, 209), extra-base hits (7th, 46), doubles (5th), slugging percentage (6th, .465) and RBI (6th) to be named to the league postseason All-Star team.

2018

- Spent the entire season with Short-Season A Staten Island and hit .191 (29-for-152) in 45 games.
- Hit .345 (10-for-29) with a .907 OPS in nine day games and .154 (19-for-123) in 36 night games.
- Did not commit an error in 294.1 innings in left field (51 total chances).

2017

- Spent the entire season with GCL Yankees East and hit .289 (54-for-187) with 15 extra-base hits in 57 games.
- Recorded a career-high four hits and five RBI on 8/11 at GCL Tigers East.
- Hit safely in 18-of-19 games and hit .406 (26-for-64) with 17 walks to 10 strikeouts from 8/8-8/29 (1).
- Led the GCL in walks (46) and ranked among league leaders with a .430 on-base percentage (4th), .852 OPS (5th) and 54 total hits (8th) to be named to the GCL postseason All-Star team.
- Placed on the 60-day injured list on 9/6 and was sidelined for the remainder of the season.

PERSONAL

- Canaan Elijah Smith-Njigba ("CAY-nin N-JIG-buh").
- Is a 2017 graduate of Rockwall-Heath (Heath, Texas) High School.
- Received 57 walks in 43 games as a senior, the ninth-highest total in U.S. prep history at that time.
- Began his high school career as a catcher.
- Also played quarterback on the football team.
- Committed to play baseball at the University of Arkansas prior to signing with the Yankees.
- His father, Maada, played college football at Stephen F. Austin.
- His younger brother, Jaxon, is a wide receiver at Ohio State, was a five-star recruit and the 2019 Texas 6A State Player of the Year; caught 15 passes for 347 yards and three touchdowns in the Rose Bowl vs. Utah on 1/1/21, the most receiving yards by anyone in bowl history.

SINGLE-GAME BESTS/MISCELLANEOUS

Hits		Home Runs		Grand Slams		Runs		Walks	
4 (3x), MR: 6/20/21 @ Erie (AA)		2, 6/13/19 vs. Greenville (A)		N/A		3 (3x), MR: 6/13/19 vs. Greenville (A)		3 (5x), MR: 6/3/21 @ Richmond (AA)	
Hit Streak		RBI		Multi-homer Games		Stolen Bases		Strikeouts	
13, 4/25-5/9/19 (A)		5, 8/11/17 @ GCL Tigers (R)		1, 6/13/19 vs. Greenville (A)		2, 8/30/19 vs. Greenville (A)		3 (13x), MR: 7/22/21 @ Somerset (AA)	

CAREER BATTING STATS

YEAR	TEAM	LG	LVL	ORG	AVG	G	AB	R	H	2B	3B	HR	RBI	BB	IBB	SO	SB	CS	OBP	SLG	OPS	HBP	SAC	SF	GIDP
2017	GCL Yankees E	GCL	R	NY	.289	57	187	29	54	10	0	5	28	46	0	44	5	3	.430	.422	.852	2	0	2	3
2018	Staten Island NYP	A-	NY	.191	45	152	13	29	8	1	3	16	19	0	52	0	0	.281	.316	.597	0	0	0	4	
2019	Charleston SAL	A	NY	.307	124	449	67	138	32	3	11	14	74	3	108	16	4	.405	.465	.870	2	0	3	15	
2020																									
2021	Altoona	NE	AAA	PIT	.274	66	219	35	60	11	0	6	40	45	1	66	13	1	.398	.406	.804	1	0	1	5
2021	Indianapolis	E	AAA	PIT	.095	7	21	1	2	0	0	0	2	2	0	9	0	0	.174	.095	.269	0	0	0	0
	Triple-A Totals				.095	7	21	1	2	0	0	0	2	2	0	9	0	0	.174	.095	.269	0	0	0	0
	Minor League Totals				.275	299	1028	145	283	61	4	25	160	186	4	279	34	8	.387	.415	.802	5	0	6	27



HUNTER STRATTON

RHP

Born: 11/17/96 in Bristol, Tenn.
MLB Debut: N/A
Height/Weight: 6-4/225
Twitter: N/A

Opening Day Age: 25
ML Service: 0.000
Bats/Throws: R/R
Instagram: @stratton1729

Acquired: Selected by PIT in 16th round (478th overall) of the 2017 First-Year Player Draft
2022 Baseball America Ranking (PIT): N/A
2022 MLB Pipeline Ranking (PIT): N/A

BA PROSPECT RANKINGS

TRANSACTIONS

MLB:
Org:
Tools:

Selected by PIT (16th round, 478th overall) in the 2017 First-Year Player Draft.

CAREER SUMMARY

2021

- Began the season with Double-A Altoona and went 2-0 with a 1.42 ERA (4er/25.1ip), 44 strikeouts, a 1.14 WHIP and .182 average against (16-for-88) in 20 games.
- Surrendered one run in his first game of the season and followed it with a 10.0-inning scoreless streak from 5/8-6/2.
- Did not allow a run in 8.0 innings (six appearances) between Altoona and Indianapolis in July.
- Surrendered just one run with 23 strikeouts in 14.1 innings (11 appearances) at home with Altoona.
- Held left-handed Double-A hitters to a .108 batting average (4-for-37) and one extra-base hit.
- Promoted to Indianapolis on 7/23 and went 0-2 with a 3.42 ERA (9er/23.2ip) and 26 strikeouts in 18 appearances.
- Ended the season on a 7.0-inning scoreless streak from 9/14-29.

2019

- Transitioned to a relief role with High-A Bradenton went 5-4 with a 4.25 ERA (34er/72.0ip) and 64 strikeouts in 33 appearances (three starts).
- Began the campaign on a career-high five-game winning streak from 4/6-5/29 with a 1.76 ERA (6er/30.2ip), 31 strikeouts, a 0.95 WHIP and .173 average against (19-for-110).
- Registered a 9.00 ERA (14er/14.0ip) with 11 strikeouts in six June outings (two starts).
- Surrendered a career-high six earned runs on seven hits in 4.1 innings on 7/3 vs. Jupiter.
- Lost a career-high four consecutive decisions with a 9.17 ERA (18er/17.2ip), 1.98 WHIP and .301 average against (22-for-73) from 6/13-7/14.
- Surrendered 11 runs in 11.0 innings between three starts.

2018

- Spent the entire season with Single-A West Virginia and went 6-5 with a 4.16 ERA (47er/101.2ip) and 82 strikeouts in 22 games (20 starts).
- Began the season with back-to-back relief appearances and allowed six earned runs in 3.2 innings.
- Tied a career-high seven strikeouts but took the loss in his first start of the season on 5/2 vs. Augusta.
- Earned his first professional win on 5/9 at Hagerstown (5.0ip, 3h, 2r, 1er, 2bb, 4k).
- Allowed a career-high two home runs in 5.0 innings on 5/27 (1) vs. Kannapolis.
- Registered just one scoreless outing in the season, on 7/12 at Hickory (1.0ip, 1h, 1k).
- Tossed a career-high 7.0 innings on 8/11 at Rome.
- Went 2-1 with a 2.48 ERA (8er/29.0ip) in five August starts for his best month of the season.

2017

- Went 0-2 with a 4.81 ERA (23er/43.0ip) in 12 games (11 starts) with Rookie-Advanced Bristol.
- Took the loss during his professional debut on 6/26 vs. Greenville (2.0ip, 4h, 2r, 2er, 0k).
- Tossed 3.0 hitless innings with one walk and five strikeouts on 7/1 at Bluefield.
- Struck out a career-high seven batters on 7/17 vs. Princeton (4.0ip).
- Registered a 1.08 ERA (3er/25.0ip) with 27 strikeouts in six July starts.

PERSONAL

- Hunter Alexander Stratton, wife's name is Lakyn.
- Went 8-3 with a 3.93 ERA (29er/66.1ip) and 79 strikeouts in 14 starts in 2017 at Walters State (Morristown, Tenn.) Community College.
- Recorded three complete games and back-to-back no-hitters in 2017.
- Became the fifth player in Walters State Community College history to be drafted by the Pirates, joining Bobby Falls (3rd round, 1981), David Miller (24th round, 1984), Zac Fuesser (34th round, 2009) and teammate Hunter Wolfe, who was chosen in the 12th round in 2017.
- Won 15 games and recorded 130 strikeouts in his two-year career at Walters State.
- 2015 graduate of Sullivan East (Bluff City, Tenn.) High School.

SINGLE-GAME BESTS/MISCELLANEOUS

Complete Games

1, 7/26/18 (1) @ Kannapolis (A)

Shutouts

N/A

Innings (Start)

7.0, 8/11/18 @ Rome (A)

Winning Streak

5, 4/6-5/29/19 (A+)

Losing Streak

4, 6/13-7/14/19 (A+)

Innings (Relief)

4.1, 5/29/19 vs. Lakeland (A+)

Hits Allowed

7 (4x), MR: 7/3/19 vs. Jupiter (A+)

Earned Runs Allowed

6, 7/3/19 vs. Jupiter (A+)

Home Runs Allowed

2, 5/27/18 (1) vs. Kannapolis (A)

Strikeouts

7 (2x), MR: 5/2/18 vs. Augusta (A)

10+ Strikeout Games

N/A

Walks

6 (5x), MR: 7/28/19 vs. St. Lucie (A+)

CAREER PITCHING STATS

YEAR	TEAM	LG	APP	R+	PIT	W-L	ERA	G-GS	CG	SHO	SV-SVO	IP	H	R	ER	HR	HB	BB-IBB	SO	WHIP	AVG	AB
2017	Bristol	APP	R+	PIT		0-2	4.81	12-11	0	0	0-0	43.0	36	26	23	3	4	32-0	38	1.58	.228	158
2018	WV Power	SAL	A	PIT		6-5	4.16	22-20	1	0	0-1	101.2	93	56	47	8	4	52-0	82	1.43	.246	378
2019	Bradenton	FSL	A+	PIT		5-4	4.25	33-3	0	0	0-2	72.0	56	37	34	4	4	42-0	64	1.36	.209	268
2020												DID NOT PLAY										
2021	Altoona	NE	AA	PIT		2-0	1.42	20-0	0	0	0-0	25.1	16	4	4	1	1	13-0	44	1.14	.182	88
2021	Indianapolis	E	AAA	PIT		0-2	3.42	18-0	0	0	0-1	23.2	21	11	9	2	1	12-0	26	1.39	.233	90
	Triple-A Totals					0-2	3.42	18-0	0	0	0-1	23.2	21	11	9	2	1	12-0	26	1.39	.233	90
	Minor League Totals					13-13	3.96	105-34	1	0	7-11	265.2	222	134	117	18	14	151-0	254	1.40	.226	982



BEAU SULSER

RHP

Born: 5/5/94 in Escondido, Calif.
MLB Debut: N/A
Height/Weight: 6-2/195
Twitter: N/A

Opening Day Age: 27
ML Service: 0.000
Bats/Throws: R/R
Instagram: @bsuls10

Acquired: Selected by PIT in 10th round (298th overall) of the 2017 First-Year Player Draft
2022 *Baseball America* Ranking (PIT): N/A
2022 MLB Pipeline Ranking (PIT): N/A

AWARDS & HONORS

Altoona co-Pitcher of the Year (2019)

EAS All-Star (Mid, 2019)

Selected by PIT (10th round, 298th overall) in the 2017 First-Year Player Draft.

TRANSACTIONS

CAREER SUMMARY

2021

- Spent the entire season with Indianapolis and went 7-9 with a 5.65 ERA (77er/122.2ip) and 102 strikeouts in a league-high tying 24 starts (26 appearances).
- Also ranked fifth among Triple-A East leaders in innings pitched.
- Went on a team-high 20-1-inning scoreless streak from 6/27-7/17 (2), spanning four appearances (three starts).
- Tossed 5.1 hitless innings in relief with his second of three career-high tying seven-strikeout outings on 7/4 vs. Iowa.
- Notched his second consecutive seven-strikeout outing in a career-high tying 7.0 innings on 7/10 to earn the win at Columbus.
- Went 4-1 with five earned runs surrendered and 21 strikeouts in a team-leading five quality starts.
- Surrendered a career-high 10 earned runs on 9/25 at Omaha.

2019

- Spent the entire season with Double-A Altoona and went 8-3 with a 2.72 ERA (29er/96.0ip) in 33 appearances (six starts).
- Opened the season with a career-high seven straight wins in 20 relief appearances, registering a 1.40 ERA (8er/51.1ip) with 34 strikeouts.
- Was named an Eastern League midseason All-Star after ranking among the top 10 league leaders (at least 50.0ip) with a 1.33 ERA (8er/54.1ip).
- Went four innings in his first start of the season on 7/20 at Bowie, allowing four runs on six hits.
- Tossed a season-high 6.0 innings twice (8/20 vs. Hartford and 8/30 at Harrisburg).
- Issued a career-high four walks on 8/25 at Bowie.
- Went 7-1 with a 2.25 ERA (17er/68.0ip) as a reliever and 1-2 with a 3.86 ERA (12er/28.0ip) as a starter.
- Pitched for Peoria in the Arizona Fall League, going 0-1 with a 5.02 ERA (5er/14.1ip) in six games (two starts).

2018

- Spent the season with Single-A West Virginia, owning a career-best 2.35 ERA (15er/57.1ip) in 36 appearances.
- Earned the win in his season debut on 4/27 at Lexington (3.0ip, 2h, 0r, 6k).
- Went from having a 3.95 ERA (6er/13.2ip) in the month of May to having a 1.42 ERA (2er/12.2ip) in June.
- Didn't issue a walk in his first 29.1 innings (17 appearances).
- Tied a career-high three-game losing streak from 7/16-25 (1), registering a 13.50 ERA (4er/2.2ip) in that span.
- After surrendering a season-high tying four earned runs on 7/25 (1) at Kannapolis, finished the season with a 1.08 ERA (2er/16.2ip).
- Struck out a career-high seven batters on 7/31 at Columbia (3.2ip).
- Opponents hit just .163 (16-for-98) against him from 7/2-9/3 and a career-low .205 (43-for-210) on the season.
- Recorded a career-high eight saves in 10 opportunities.
- Went 2-5 after the All-Star break with a 2.18 ERA (8er/33.0ip) and 0.76 WHIP.

2017

- Spent the season with Short-Season A West Virginia and went 2-4 with a 5.31 ERA (24er/40.2ip) in 18 appearances (six starts).
- Made his professional debut on 6/25 at Batavia and tossed 2.0 one-hit innings.
- Struck out a season-high five batters in 2.0 innings on 7/6 at Mahoning Valley.
- Had three straight scoreless appearances from 7/16-24.
- Converted his first career save on 7/24 vs. Batavia, striking out one batter in 1.0 inning.
- Made his first career start on 8/2 (1) vs. State College after making 11 relief appearances.
- Did not issue more than one walk in a single outing.

PERSONAL

- Beau Grayson Sulser.
- Was named Ivy League Pitcher of the Year, All-Ivy League and All-New England First-Team selection after going 6-1 with a 1.40 ERA (7er/45.0ip) for Dartmouth (Hanover, N.H.) College in 2017.
- Earned American Baseball Coaches Association All-Northeast Region First-Team honors in 2017, making him the first Dartmouth player to earn all-region honors from the ABCA in four years.
- Ranked second in the nation in WHIP (0.80) and third in ERA (1.40).
- His brother, Cole, was selected in the 25th round of the 2013 draft by Cleveland.
- Became the second consecutive Dartmouth pitcher to be drafted by the Pirates in two years (also: Michael Danielak in the 28th round of the 2016 draft).

SINGLE-GAME HIGHS/MISCELLANEOUS

Complete Games

N/A

Winning Streak

7, 4/6-7/1/19 (AA)

Hits Allowed

10, 9/8/21 @ Louisville (AAA)

Strikeouts

7 (4x), MR: 7/10/21 @ Columbus (AAA)

Shutouts

N/A

Losing Streak

3 (3x), MR: 7/16-25 (1)/18 (A)

Earned Runs Allowed

10, 9/25/21 @ Omaha (AAA)

10+ Strikeout Games

N/A

Innings (Start)

7.0, 7/10/21 @ Columbus (AAA)

Innings (Relief)

5.1, 7/4/21 vs. Iowa (AAA)

Home Runs Allowed

3, 9/25/21 @ Omaha (AAA)

Walks

4 (4x), MR: 9/8/21 @ Louisville (AAA)

CAREER PITCHING STATS

YEAR	TEAM	LG	LVL	ORG	W-L	ERA	G-BS	CG	SHO	SV-SVO	IP	H	R	ER	HR	HB	BB-IBB	SO	WHIP	AVG	AB
2017	WW Black Bears	NYP	A-	PIT	2-4	5.31	18-6	0	0	1-4	40.2	54	26	24	4	1	7-0	33	1.50	.309	175
2018	WW Power	SAL	A	PIT	5-8	2.35	36-0	0	0	8-10	57.1	43	22	15	4	3	4-1	63	0.82	.205	210
2019	Altoona	EAS	AA	PIT	8-3	2.72	33-6	0	0	2-3	96.0	88	35	29	4	2	31-1	63	1.24	.241	365
2020											DID NOT PLAY										
2021	Indianapolis	E	AAA	PIT	7-9	5.65	26-24	0	0	0-0	122.2	150	87	77	21	4	53-1	102	1.65	.299	502
	Triple-A Totals				7-9	5.65	26-24	0	0	0-0	122.2	150	87	77	21	4	53-1	102	1.65	.299	502
	Minor League Totals				22-24	4.12	113-36	0	0	11-17	316.2	335	170	145	33	10	95-3	261	1.36	.268	1252



JACK SUWINSKI

OF

Born: 7/29/98 in Chicago, Ill.

MLB Debut: N/A

Height/Weight: 6-2/215

Twitter: @jacksuwinski

Acquired: Trade (SD) on 7/26/21 with INF Tucupita Marcano and RHP Michell Miliano in exchange for INF Adam Frazier and cash

2022 Baseball America Ranking (PIT): No. 24

2022 MLB Pipeline Ranking (PIT): No. 30

Opening Day Age: 23

ML Service: 0.000

Bats/Throws: L/L

Instagram: @jackson_william8

BA PROSPECT RANKINGS

MLB:
Org: PIT – #24 ('22)
Tools:

TRANSACTIONS

- Selected by SD (15th round, 444th overall) in the 2016 First-Year Player Draft.
- Traded to PIT from SD on July 26, 2021 with INF Tucupita Marcano and RHP Michell Miliano in exchange for INF Adam Frazier and cash.
- Had his contract first selected by PIT on Nov. 19, 2021.

AWARDS & HONORS

AA-C Offensive Player of the Week (5/31/21)

CAREER SUMMARY

2021

- Began the season with Double-A San Antonio and hit .269 (58-for-216) with 15 home runs in 66 games.
- Named the Double-A Central Offensive Player of the Week on 5/31 after hitting .450 (9-for-20) with three doubles, one triple, two home runs and six RBI in the week prior.
- Hit safely in 10-of-11 games from 6/2-15 with a .385 average (15-for-39), six home runs and 10 RBI.
- Went 3-for-5 with two solo homers, his second career multi-home run game, on 6/13 vs. Midland.
- Traded to Pittsburgh from San Diego on 7/26 with Tucupita Marcano and Michell Miliano in exchange for former Indians infielder Adam Frazier; assigned to Double-A Altoona.
- Spent the rest of the season with Altoona and hit .252 (38-for-151) in 45 games.
- Went 4-for-5 with two doubles and two RBI for his second career four-hit game on 8/4 at Akron.
- Swiped a career-high two bases on 8/6 (1) at Akron.
- Tied his career high again with two home runs on 8/20 vs. Somerset.
- Hit .327 (17-for-52) with a .916 OPS in 16 September games; ranked among Double-A Northeast leaders in on-base percentage (3rd, .435), walks (T-5th, 9) average (6th), OPS (8th) and total hits (10th) for the month.
- Made 70 starts in right field (599.2 innings) between San Antonio and Altoona and registered a .977 fielding percentage (three errors, 132 total chances); also appeared in 27 games in left field, three in center field and 10 as designated hitter.

2019

- Spent the entire season with High-A Lake Elsinore and hit .208 (85-for-408) with 12 home runs and 51 RBI in 116 games.
- Homered twice for the first time in his career on 4/8 at Lancaster; also drove in a career-high tying four RBI.
- Hit safely in eight consecutive games with a .483 average (14-for-29), four doubles and two home runs from 4/5-12 after going hitless in his season debut.
- Committed just one error in 856.0 innings (170 total chances) in corner outfield positions; played just six games (50.0 innings) in center field.

2018

- Spent the entire season with Single-A Fort Wayne and hit .255 (100-for-392) with 16 doubles, seven triples and 10 home runs in 111 games.
- Set a career high with four RBI while going 1-for-3 with a triple, walk and sacrifice fly on 4/13 at Bowling Green.
- Notched a career-high 10-game hitting streak from 7/31-8/10 with a .412 average (14-for-34), .735 slugging percentage and 1.235 OPS.
- Walked a career-high four times with one hit and three runs scored on 8/8 at Lake County.
- Went 3-for-6 with a double and career-high four runs scored on 8/27 at South Bend.
- Hit .383 (41-for-107) with five doubles, three triples, five home runs and 25 RBI in 29 August games; ranked among Midwest League leaders in average (1st), hits (1st), total bases (1st, 67), RBI (T-1st), slugging percentage (2nd, .626), OPS (2nd, 1.069), on-base percentage (3rd, .443), runs scored (T-4th, 21), triples (T-5th) and home runs (T-5th) for the month.

2017

- Spent the entire season with Fort Wayne and hit .227 (105-for-462) with 21 doubles, four triples and nine home runs in 125 games.
- Hit safely in six of his first seven games.
- Launched his first professional home run on 4/21 at Great Lakes.
- Doubled six times in an 11-game span from 5/8-19.
- Notched three consecutive multi-hit games from 7/12-15.
- Recorded his first career four-hit game with two doubles on 8/31 vs. Great Lakes.

2016

- Spent the entire season with AZL Padres and hit .241 (26-for-108) with five doubles in 30 games.
- Made his professional debut on 7/13 at AZL Rangers and singled for his first professional hit.
- Hit .545 (6-for-11) with three doubles in the first inning.
- Hit .333 (4-for-12) with runners in scoring position and two outs and hit .302 (13-for-43) with runners on base.

PERSONAL

- Jack William Suwinski.
- Is a 2016 graduate of Taft (Chicago, Ill.) High School.
- Played travel ball in the Chicagoland area with Cleveland infielder Owen Miller.
- One of his favorite memories is playing at Wrigley Field as a high school sophomore in the City Championship Series.
- Also swam the 100m Free and 100m Butterfly in his youth and briefly in high school.

SINGLE-GAME BESTS/MISCELLANEOUS

Hits	Home Runs	Grand Slams	Runs	Walks
4 (2x), MR: 8/4/21 @ Akron (AA)	2 (3x), MR: 8/20/21 vs. Somerset (AA)	N/A	4, 8/27/18 @ South Bend (A)	4 (2x), MR: 7/15/21 @ Corpus Christi (AA)
Hit Streak	RBI	Multi-Home Games	Stolen Bases	Strikeouts
10, 7/31-8/10/18 (A)	4 (2x), MR: 4/8/19 @ Lancaster (A+)	3, MR: 8/20/21 vs. Somerset (AA)	2, 8/6/21 (1) @ Akron (AA)	4 (2x), MR: 4/30/19 @ Rancho Cucamonga (A+)

CAREER BATTING STATS

YEAR	TEAM	LG	LVL	ORG	AVG	G	AB	R	H	2B	3B	HR	RBI	BB	IBB	SO	SB	CS	OBP	SLG	OPS	HBP	SAC	SF	GIDP
2016	AZL Padres	AZL	R	SD	.241	30	108	12	26	5	0	0	10	12	0	19	3	0	.325	.287	.612	2	0	1	1
2017	Fort Wayne	MID	A	SD	.227	125	462	64	105	21	4	9	41	55	1	139	6	5	.319	.348	.667	9	2	4	3
2018	Fort Wayne	MID	A	SD	.255	111	392	57	100	16	7	10	57	37	0	89	7	3	.324	.408	.732	5	3	4	4
2019	Lake Elsinore	CAL	A+	SD	.208	116	408	56	85	16	3	12	51	56	4	141	2	1	.303	.350	.653	1	2	4	5
2020																									
2021	San Antonio	C	AA	SD	.269	66	216	47	58	8	4	15	37	45	1	74	7	6	.398	.551	.949	3	1	2	0
2021	Altoona	NE	AA	PIT	.252	45	151	21	38	9	0	4	21	25	0	4	2	2	.359	.391	.750	2	1	3	2
	Minor League Totals				.237	493	1737	257	412	75	18	50	217	230	6	513	29	17	.331	.387	.718	22	9	18	15



TRAVIS SWAGGERTY

OF

Born: 8/19/97 in Covington, La.
MLB Debut: N/A
Height/Weight: 5-10/200
Twitter: @TSwaggerty_21

Opening Day Age: 24
ML Service: 0.000
Bats/Throws: L/L
Instagram: @tswag_21

Acquired: Selected by PIT in 1st round (10th overall) of the 2018 First-Year Player Draft
2022 *Baseball America* Ranking (PIT): No. 15
2022 MLB Pipeline Ranking (PIT / Tools): No. 13 / Defense 60

BA PROSPECT RANKINGS

MLB:
Org: PIT – #15 ('22), #14 ('21), 11 ('20), #4 ('19)
Tools: PIT – Best Defensive Outfielder ('22), Best Outfield Arm (2020-22)

TRANSACTIONS

- Selected by PIT (1st round, 10th overall) in the 2018 First-Year Player Draft.
- Had his contract first selected by PIT on Nov. 19, 2021.

AWARDS & HONORS

MLB.com Organization All-Star (2019)

FSL Player of the Week (8/19/19, 7/8/19)

FSL All-Star (Mid, 2019)

NYP All-Star (Mid, 2018)

CAREER SUMMARY

2021

- Began the season on Indy's Opening Day roster and launched a leadoff home run on May 4 at Iowa; was the Indians first Opening Day leadoff home run in Victory Field history.
- Launched another leadoff home run on May 11 vs. Toledo during the Indians home opener.
- Drove in a career-high tying three runs with a home run on 5/16 vs. Toledo.
- Hit .220 (9-for-41) with three home runs and seven RBI in 12 games before suffering a season-ending shoulder injury diving back to first base on 5/18 at St. Paul.
- Placed on the 60-day injured list on 5/27.

2019

- Spent the entire season with High-A Bradenton, hitting .265 (121-for-457) with a career-high nine home runs and 40 RBI.
- Had a seven-game hitting streak from 4/24 to 5/4, batting .414 (12-for-29) with three doubles during that stretch.
- Was walked a career-high three times on 5/7 at Clearwater, also on 7/11 at Lakeland.
- Drove in a career-high three runs on 6/2 at Tampa.
- Hit .172 (16-for-93) in the month of June before turning it around in July by hitting .319 (30-for-94) with nine RBI and eight XBH.
- Hit safely in a career-high 12 straight games from 6/29-7/10, batting .447 (21-for-47) with five XBH and six RBI.
- Had a career-high four-hit game on 7/5 vs. Florida.
- Named the Florida State League Player of the Week on 7/8 after batting .542 (14-for-23) with four multi-hit games during the previous week.
- Named a FSL midseason All-Star after hitting .221 (49-for-222), slugging five home runs and recording five doubles before the break.
- Second 12-game hit streak stretched from 8/11 (2) to 8/22 where he hit .422 (19-for-45) with six doubles, two home runs and seven RBI.
- Launched two home runs on 8/17 at Lakeland for his first multi-homer game.
- Was named the FSL Player of the Week again on 8/19 after hitting .483 (14-for-29) with six XBH, seven RBI and five multi-hit games.
- Batted .337 (33-for-98) in the month of August with seven doubles, two homers and 10 RBI.
- Named an MLB.com Organization All-Star following the season after ranking among Pirates minor leaguers in walks (2nd, 57), runs scored (3rd, 79), stolen bases (4th, 23), hits (7th) and total bases (10th, 174).

2018

- Split the season between Short-Season A West Virginia and Single-A West Virginia, hitting a combined .239 (48-for-201) with 10 doubles, five home runs and 20 RBI in 52 games.
- Went 3-for-4 with a double for his first professional hit on 6/23 vs. State College; also set a career high by scoring three runs.
- Established a career high with two stolen bases on 7/1 at Batavia.
- Hit .341 (14-for-41) against left-handed pitchers while with Short-Season A West Virginia, tallying six XBH and eight RBI.

- Batted .357 (10-for-28) as the three-hole hitter in the Black Bears lineup.
- Named as a New York-Penn League midseason All-Star.
- Assigned to Single-A West Virginia on 8/15 after hitting .288 (40-for-139) with four homers and 15 RBI in 36 Short-Season games.
- Hit .129 (8-for-62) with the Power in 16 games, driving in five runs and registering three XBH.

PERSONAL


- Travis Wade Swaggerty Jr., wife's name is Peyton and has one newborn daughter, Sutton.
- Was ranked by MLB.com as the No. 11 draft prospect in the draft and became Pittsburgh's top 10 overall pick since Austin Meadows in 2013 (ninth overall).
- Hit .296 (63-for-213) with 10 doubles, 13 home runs, 38 RBI and .526 slugging percentage in 57 games as a junior in 2018 for the University of South Alabama (Mobile).
- Became the fifth University of South Alabama player to be selected in the first round of the draft.
- Was named a 2018 preseason first-team All-American by *Baseball America*, *D1Baseball*, the National Collegiate Baseball Writers Association, Perfect Game/Rawlings and College Sports Madness.
- Was also named to the USA Baseball Preseason Golden Spikes Watch List in 2018.
- Was voted as the 2018 Sun Belt Conference preseason Player of the Year, as well as a preseason All-Sun Belt Conference performer.
- Ranked fifth in the Sun Belt Conference in on-base percentage (.455), tied for fifth in home runs (13), tied for eighth in runs scored (57) and 10th in slugging (.526).
- Also earned a Sun Belt Conference first-team selection to the postseason team as an outfielder.
- Finished his career at South Alabama ranked tied for 10th in career hits (207) and home runs (28) and tied for 13th in RBI (125).
- Was a two-time first-team All-Sun Belt Conference selection, earned second-team All-American honors from the American Baseball Coaches Association and ABCA first-team All-South Central Regions in 2017.
- Appeared in 19 games for the USA Baseball Collegiate National team during the summer of 2017, where he ranked second on the team in hits (21) and on-base percentage (.449) and third in stolen bases (six) and batting average (.328).
- Was named a Louisville Slugger Freshman All-American by Collegiate Baseball in 2016.
- Was also named to the NCAA Tallahassee Regional All-Tournament Team in 2016.

SINGLE-GAME BESTS/MISCELLANEOUS

Hits	Home Runs	Grand Slams	Runs	Walks
4, 7/5 vs. Florida (A+)	2, 8/17/19 @ Lakeland (A+)	N/A	3 (4x), MR: 8/2/19 @ Dunedin (A+)	3 (2x), MR: 7/11/19 @ Lakeland (A+)
Hit Streak	RBI	Multi-homer Games	Stolen Bases	Strikeouts
12 (2x), MR: 8/11 (2)-22/19 (A+)	3 (2x), MR: 5/16/21 vs. Toledo (AAA)	1, 8/17/19 @ Lakeland (A+)	2 (5x), MR: 5/5/21 @ Iowa (AAA)	4, 7/6/18 vs. Williamsport (A-)

CAREER BATTING STATS

YEAR	TEAM	LG	LVL	ORG	AVG	G	AB	R	H	2B	3B	HR	RBI	BB	IBB	SO	SB	CS	OBP	SLG	OPS	HBP	SAC	GF	SDP
2018	WV Black Bears	NYP	A-	PIT	.288	36	139	22	40	9	1	4	15	15	2	40	9	3	.365	.453	.819	2	2	0	0
2018	WV Power	SAL	A	PIT	.129	16	62	6	8	1	1	1	5	7	0	18	0	0	.225	.226	.451	1	0	1	0
2019	Bradenton	FSL	A+	PIT	.265	121	457	79	121	20	3	9	40	57	0	116	23	8	.347	.381	.728	2	5	3	2
2020	DID NOT PLAY – PITTSBURGH'S ALTERNATE TRAINING SITE																								
2021	Indianapolis	E	AAA	PIT	.220	12	41	6	9	0	0	3	7	6	0	8	3	0	.333	.439	.772	1	0	0	0
	Triple-A Totals				.220	12	41	6	9	0	0	3	7	6	0	8	3	0	.333	.439	.772	1	0	0	0
	Minor League Totals				.255	185	699	113	178	30	5	17	67	85	2	182	35	11	.339	.385	.724	6	7	4	2



CAM VIEUX

Born: 12/5/93 in Novi, Mich.
MLB Debut: N/A
Height/Weight: 6-3/200
Twitter: @CVieux

Opening Day Age: 28
ML Service: 0.000
Bats/Throws: L/L
Instagram: @cammyboyoy

Acquired: Selected by PIT in 6th round (195th overall) of the 2016 First-Year Player Draft
2022 Baseball America Ranking (PIT): N/A
2022 MLB Pipeline Ranking (PIT): N/A

LHP

AWARDS & HONORS

Altoona Pitcher of the Year (2018) SAL All-Star (Mid, 2017)

TRANSACTIONS

- Selected by DET (19th round, 580th overall) in the 2015 First-Year Player Draft but did not sign.
- Selected by PIT (6th round, 195th overall) in the 2016 First-Year Player Draft.

CAREER SUMMARY

2021

- Began the season with Double-A Altoona and went 5-1 with a 3.68 ERA (18er/44.0ip) and 1.16 WHIP in 17 games (five starts).
- Went 3-0 with a 3.13 ERA (8er/23.0ip) and 25 strikeouts in five starts; went 2-1 with a 4.29 ERA (10er/21.0ip) in 12 relief appearances.
- Held right-handed Double-A hitters to a .183 batting average (19-for-104).
- Went on a career-high tying four-game winning streak from 6/19-7/24; compiled a 2.08 ERA (6er/26.0ip), 0.85 WHIP and .161 average against (15-for-93) in that span.
- Made one start with Indianapolis on 6/29 vs. Iowa and took the loss with seven runs allowed (four earned) in 2.2 innings.
- Returned to Altoona and surrendered just one run in each of four consecutive starts in July, including back-to-back 6.0-inning quality starts on 7/18 and 7/24.
- Promoted back to Indianapolis on 7/23 and made seven starts through 9/3; went 2-1 with a 7.09 ERA (21er/26.2ip).
- Tossed 5.0 scoreless innings on 8/5 at Iowa to earn the win.
- Suffered a broken foot on 9/3 vs. Iowa; exited the game through 1.2 innings and was placed on the 60-day injured list the next day.

2020

- Began the season with Altoona and went 2-3 with a 2.86 ERA (16er/50.1ip) and 37 strikeouts in nine starts through 5/22.
- Notched his first 10-strikeout game on 5/22 at New Hampshire but took the loss (6.0ip, 8r, 2er).
- Earned the win in his Triple-A debut on 5/27 at Columbus (5.0ip, 3h, 2er, 5bb, 5k).
- Tossed at least 5.0 innings in his first five Triple-A starts; allowed less than two earned runs in four of them.
- Had a 3.89 ERA (15er/34.2ip) on the road in the IL vs. a 6.51 ERA (20er/27.2ip) at Victory Field; flipped that record in Double-A, compiling a 1.43 ERA (7er/44.0ip) at home vs. a 3.31 ERA (12er/32.2ip) on the road.
- Ended the season with Altoona and went 2-1 with a 1.03 ERA (3er/26.1ip) in his final four starts.
- Threw a career-high 7.1 two-hit innings on 8/29 vs. Akron with a season- and career-high tying 10 strikeouts to earn the win.
- Went 5-4 in 11 quality starts between Altoona and Indy, four of which were 7.0-or-more innings.

2018

- Split the season between High-A Bradenton and Altoona, compiling a 13-6 record, 3.68 ERA (59er/144.1ip) and 124 strikeouts in 25 starts.
- Began the campaign with the Marauders, where he went 4-1 with a 3.81 ERA (24er/56.2ip) and 52 punchouts in 10 starts.
- Struck out a season-high nine batters on 5/25 vs. Jupiter (6.2ip, 5h, 2r, 2er, 1hr, 1hb, 3bb).
- Lasted 5.0-plus innings in nine of his 10 outings for Bradenton, going 4-0 in those contests.
- Transferred to the Curve on 6/6 and posted a 9-5 record and 3.59 ERA (35er/87.2ip) in 15 starts.

- Went 4-1 with a 2.25 ERA (8er/32.0ip) in five June starts (one with Bradenton, four with Altoona).
- Earned the win in a career-high four consecutive decisions spanning five starts from 6/27-7/19, tallying a 3.34 ERA (11er/29.2ip).
- Started Game 1 of the Eastern League Western Division Series on 9/5 at Akron (L, 5.0ip, 4r, 3er).
- Allowed two earned runs or less in nine of 15 regular-season starts and was named Altoona's Pitcher of the Year.
- Ranked among Pirates farmhands in wins (T-1st), strikeouts (3rd), innings pitched (5th) and ERA (8th).

2017

- Made 24 starts between Single-A West Virginia and Bradenton, combining for a 5-10 record, 3.82 ERA (60er/141.1ip) and 81 strikeouts.
- Opened the season with the Power, where he registered a 2-3 record and 2.73 ERA (19er/62.2ip) in 11 starts.
- Through his first seven starts of the season from 4/10-5/19, he went 2-0 with a 1.38 ERA (6er/39.0ip); allowed one ER or less in each outing.
- His 1.38 ERA during that stretch paced the South Atlantic League, was the sixth-best mark in Single-A and ranked 14th among all MiLB qualifiers.
- Placed on the 7-day DL on 5/14 (retro to 5/11) with left forearm tightness; reinstated on 5/19.
- Named as a SAL midseason All-Star but did not make an appearance in the 3-3, rain-shortened tie.
- Transferred to Bradenton on 6/22 and went 3-7 with a 4.69 ERA (41er/78.2ip) in 13 Florida State League starts.
- Fired 6.0 scoreless innings in his Marauders debut on 6/23 at Lakeland (5h, 1hb, 2bb, 2k).
- Struck out a season-high eight batters on 7/27 at St. Lucie (6.0ip, 3h, 1r, 1er, 3bb).
- Lost a career-high five straight decisions from 8/1-31 (6.25 ERA, 25er/36.0ip).

2016

- Spent his first professional season with Short-Season A West Virginia and owned a 2-2 record, 3.33 ERA (25er/67.2ip) and 52 strikeouts in 14 starts.
- Earned his first career win on 8/7 vs. Wilmington (6.0ip, 6h, 1r, 1er, 1hb, 5k).
- Recorded nine strikeouts on 8/26 at Mahoning Valley (ND, 6.0ip, 6h, 1r, 1er, 1hb, 1bb).
- Allowed two ER or less in 10 of his 14 outings.

PERSONAL

- Cameron Scott Vieux.
- Attended Michigan State (East Lansing) University for three years (2014-16) and as a redshirt junior, went 7-4 with a 2.28 ERA (22er/87.0ip) and 77 strikeouts in 15 games (14 starts).
- Was an All-Big Ten Freshman selection in 2014 while winning the Steve Garvey Award as the most improved player.
- 2013 graduate of Walled Lake Western (Mich.) High School.

SINGLE-GAME BESTS/MISCELLANEOUS

Complete Games		Winning Streak		Hits Allowed		Strikeouts	
N/A		4, 6/27-7/19/18 (AA)		11 (2x), MR: 8/7/17 @ Lakeland (A+)		10 (2x), MR: 8/29/19 vs. Akron (AA)	
Shutouts		Losing Streak		Earned Runs Allowed		10+ Strikeout Games	
N/A		5, 8/1-31/17 (A+)		7, 7/31/18 @ Harrisburg (AA)		2, MR: 8/29/19 vs. Akron (AA)	
Innings (Start)		Innings (Relief)		Home Runs Allowed		Walks	
7.1, 8/29/19 vs. Akron (AA)		2.2, 6/19/21 @ Erie (AA)		3 (2x), MR: 7/26/19 @ Rochester (AAA)		6, 8/17/21 @ Toledo (AAA)	

CAREER PITCHING STATS

YEAR	TEAM	LG	LVL	ORG	W-L	ERA	G-GS	CG	SHO	SV-SVO	IP	H	R	ER	HR	BB	BB-IBB	SO	WHIP	AVG	AB
2016	WV Black Bears	NYP	A	PIT	2-2	3.33	14-14	0	0	0-0	67.2	63	30	25	2	5	21-0	52	1.24	246	256
2017	WP Power	SAL	A	PIT	2-3	2.73	11-11	0	0	0-0	62.2	61	20	19	1	3	13-0	33	1.18	272	321
2017	Bradenton	FSL	A+	PIT	3-7	4.69	13-13	0	0	0-0	78.2	89	44	41	8	5	23-0	48	1.42	276	224
2018	Altoona	EAS	AA	PIT	9-5	3.59	15-15	0	0	0-0	87.2	79	35	35	10	1	17-0	72	1.10	242	327
2018	Bradenton	FSL	A+	PIT	4-1	3.81	10-10	0	0	0-0	56.2	54	26	24	9	6	18-0	52	1.27	251	215
2019	Altoona	EAS	AA	PIT	4-4	2.23	13-13	0	0	0-0	76.2	54	20	19	6	2	29-1	59	1.08	201	269
2019	Indianapolis	INT	AAA	PIT	4-2	5.05	13-13	0	0	0-0	62.1	63	35	35	15	4	29-0	61	1.48	260	242
DID NOT PLAY																					
2021	Altoona	NE	AA	PIT	5-1	3.68	17-5	0	0	0-2	44.0	35	21	18	5	3	16-0	44	1.16	211	166
2021	Indianapolis	E AAA	PIT		2-2	7.67	8-8	0	0	0-0	29.1	38	28	25	6	5	21-0	28	2.01	322	118
Triple-A Totals					6-4	5.89	21-21	0	0	0-0	91.2	101	63	60	21	9	50-0	89	1.65	281	360
Minor League Totals					35-27	3.83	114-102	0	0	0-2	565.2	536	259	241	62	34	187-1	449	1.28	252	2128



BLAKE WEIMAN

LHP

Born: 11/5/95 in Littleton, Colo.

MLB Debut: N/A

Height/Weight: 6-3/210

Twitter: N/A

Opening Day Age: 26

ML Service: 0.000

Bats/Throws: R/L

Instagram: @blakegwei

Acquired: Selected by PIT in 8th round (238th overall) of the 2017 First-Year Player Draft

2022 Baseball America Ranking (PIT): N/A

2022 MLB Pipeline Ranking (PIT): N/A

AWARDS & HONORS

AFL Rising Stars (2018)

TRANSACTIONS

Selected by PIT (8th round, 238th overall) in the 2017 First-Year Player Draft.

CAREER SUMMARY

2021

- Spent the entire season with Indianapolis and went 5-0 with a 4.76 ERA (24er/45.1ip) and 45 strikeouts in 35 appearances.
- Struck out a career-high tying five batters in his first appearance on 5/5 at Iowa.
- Allowed a career-high two home runs twice, on 6/9 at Nashville and 7/22 vs. Toledo.
- Surrendered four earned runs 12.1 innings (2.92 ERA) in 10 outings from 6/11-7/20.
- Went 2-0 with a 3.00 ERA (4er/12.0ip) with a 0.67 WHIP and 21 strikeouts in 10 September appearances for his best month of the season.
- Earned all five of his wins at Victory Field; compiled a 2.05 ERA (5er/22.0ip) in 20 games at home.
- Held left-handed batters to a .156 batting average (10-for-64) with 28 strikeouts.
- Did not allow a hit in seven bases-loaded situations.
- His five wins led all Indians relievers and trailed only starters James Mavel and Beau Sulser (7).

2019

- Assigned to Double-A Altoona from Extended Spring Training on 4/22 and notched a 1-2 record with two saves and a 1.86 ERA (4er/19.1ip) in 16 games.
- Did not allow a run in 14 of his 16 Double-A outings.
- Earned his first win of the season on 5/3 at Richmond after striking out the side in the ninth inning (2.0ip, 1bb, 3k).
- Went on a season-high 11.1-inning scoreless streak from 5/17-6/19 while holding opponents to a .135 batting average (5-for-37).
- Transferred to Indianapolis on 6/18.
- Placed on the 7-day injured list with a left shoulder strain on 7/12.
- Reinstated on 8/1 without making a rehab appearance and allowed three runs (two earned) in two games (2.1ip).
- Returned to the injured list on 8/4 with left shoulder tendonitis and did not pitch the remainder of the season.
- His three losses on the season tied a career high (also: 2017).
- Held opponents to a career-low .205 batting average (23-for-112) between both levels.

2018

- Across three levels, went 4-1 with a 2.42 ERA (18er/67.0ip) and 77 strikeouts against just nine walks in 39 total appearances.
- Started the season with Single-A West Virginia and went 1-0 with three saves, a 1.29 ERA (4er/28.0ip), 35 strikeouts and just two walks over 14 relief appearances.
- Threw a career-high 4.0 innings on 5/21 at Columbia (2h, 0r, 0bb, 4k).
- Promoted to High-A Bradenton on 5/30 and made 22 appearances for the Marauders, going 2-1 with two saves and a 3.90 ERA (14er/32.1ip).
- From 5/7 (1)-6/18 (10 games: five apiece with the Power and Marauders), he didn't allow a single run (17.2ip, 10h, 2bb, 20k, .387 OPS against).
- Became the first member of the Pirates' 2017 draft class to reach Double-A when he was assigned to Altoona on 8/26.

- Made his Double-A debut on 8/27 vs. Trenton (2.2ip, 1h, 0bb, 1k).
- Picked up first Double-A win in 10-8, division-clinching triumph on 9/2 at Bowie (2.0ip, 0h, 0r, 1bb, 2k).
- Made his first career playoff appearance in Game 1 of the Eastern League Division Series on 9/5 at Akron (2.0ip, 1r).
- Earned the win with a scoreless eighth inning during the Curve's comeback win in Game 3 of the EAS Division Series on 9/7 vs. Akron.
- Held the opposition scoreless in 29 regular-season appearances and surrendered multiple runs in just four outings.
- Lasted 2.0-plus innings in 21 games and allowed runs in only six of those appearances.
- Pitched for Surprise in the Arizona Fall League, where he was named an AFL Rising Star after going 0-1 with one save and a 3.95 ERA (6er/13.2ip) in eight appearances.

2017

- Spent his first professional campaign with Short-Season A West Virginia, notching a 4-3 record, one save, a 3.78 ERA (14er/33.1ip) and 35-4 strikeout-to-walk ratio in 21 games.
- Did not allow a run over his first six outings from 6/26-7/15 (10.0ip, 4h, 1bb, 13k).
- Established a career high for strikeouts in a game with five on 7/18 at Auburn (2.0ip); later matched that high on 8/1 at Wilmington (2.0ip).
- Held left-handed batters to a .224 average (11-for-49) with 17 strikeouts.
- Went 3-1 with a 2.76 ERA (5er/16.1ip) and 16 strikeouts in 10 home appearances.

PERSONAL

- Blake Gerald Weiman.
- 2014 graduate of Columbine (Littleton, Colo.) High School, where he was selected to the 2012, 2013 and 2014 Colorado High School Futures All-Star teams.
- Spent three years (2015-17) at the University of Kansas (Lawrence), where he went 5-1 with a 2.80 ERA (14er/45.0ip) while leading the Kansas bullpen with 55 strikeouts in 30 relief appearances as a junior.
- Finished his collegiate career with an overall record of 11-1 with a 2.38 ERA.
- Became the 27th player in Kansas history to be selected in the top 10 rounds of the draft.

SINGLE-GAME HIGHS/MISCELLANEOUS

Complete Games

N/A

Winning Streak

5, 6/4 (2)-9/29/21 (AAA)

Hits Allowed

5 (2x), MR: 7/11/18 vs. Lakewood (A+)

Strikeouts

5 (3x), MR: 5/5/21 @ Iowa (AAA)

Shutouts

N/A

Losing Streak

8, 8/1-30/17 (A-)

Earned Runs Allowed

6, 7/11/18 vs. Lakewood (A+)

10+ Strikeout Games

N/A

Innings (Start)

N/A

Innings (Relief)

4.0, 5/21/18 @ Columbia (A)

Home Runs Allowed

2 (2x), MR: 7/22/21 vs. Toledo (AAA)

Walks

3, 8/3/21 @ Iowa (AAA)

CAREER PITCHING STATS

YEAR	TEAM	LG	LVL	ORG	W-L	ERA	G-6S	CG	SHO	SV-SVO	IP	H	R	ER	HR	HB	BB-IBB	SO	WHIP	AVG	AB
2017	WW Black Bears	NYP	A-	PIT	4-3	3.78	21-0	0	0	1-4	33.1	36	15	14	2	1	4-0	35	1.20	.273	132
2018	Altoona	EAS	AA	PIT	1-0	0.00	3-0	0	0	0-0	6.2	4	0	0	0	0	1-0	5	0.75	.182	22
2018	WW Power	SAL	A	PIT	1-0	1.29	14-0	0	0	3-4	28.0	21	5	4	2	1	2-0	35	0.82	.212	99
2018	Bradenton	FSL	A+	PIT	2-1	3.90	22-0	0	0	2-2	32.1	33	15	14	3	3	6-0	37	1.21	.260	127
2019	Altoona	EAS	AA	PIT	1-2	1.86	16-0	0	0	2-2	19.1	11	6	4	1	0	4-0	24	0.78	.164	67
2019	Indianapolis	INT	AAA	PIT	0-1	4.63	8-0	0	0	1-2	11.2	12	7	6	3	2	4-0	10	1.37	.267	45
2020											DID NOT PLAY										
2021	Indianapolis	E	AAA	PIT	5-0	4.76	35-0	0	0	0-0	45.1	37	25	24	11	5	12-0	45	1.08	.218	170
	Triple-A Totals				5-1	4.74	43-0	0	0	1-2	57.0	49	32	30	14	7	16-0	55	1.14	.228	215
	Minor League Totals				14-7	3.36	119-0	0	0	9-14	176.2	154	73	66	22	12	33-0	191	1.06	.233	662



MIGUEL YAJURE

RHP

Born: 5/1/98 in Cabimas, Venezuela

MLB Debut: 8/31/20 (NYY) vs. TB

Height/Weight: 6-1/215

Twitter: @MiguelYajure1

Acquired: Trade (NYY) on 1/24/21 with INF Maikol Escotto, OF Canaan Smith-Njigba and RHP Roansy Contreras in exchange for RHP Jameson Taillon

2022 Baseball America Ranking (PIT): No. 17

2022 MLB Pipeline Ranking (PIT / Tools): No. 16 / Changeup 55, Control 55

Opening Day Age: 23

ML Service: 0.057

Bats/Throws: R/R

Instagram: @myajure31

BA PROSPECT RANKINGS

MLB:

Org: PIT – #17 ('22), #10 ('21); NYY – #11 ('20)

Tools: NYY – Best Control ('20)

TRANSACTIONS

- Signed by NYY as a non-drafted free agent on **March 5, 2015**.
- Had his contract first selected by NYY on **Nov. 20, 2019**.
- Traded to PIT from NYY on **Jan. 24, 2021** with RHP Roansy Contreras, INF Maikol Escotto and OF Canaan Smith-Njigba in exchange for RHP Jameson Taillon.

AWARDS & HONORS

FSL All-Star (Post, 2019)

CAREER SUMMARY

2021

- Took a loss in his Triple-A debut on 5/9 at Iowa despite recording a quality start (6.0ip, 4h, 1r, 1er, 2bb, 6k).
- Tossed 5.0 one-hit innings but took a no decision vs. San Francisco on 5/14; was optioned back to Indianapolis the next day.
- Earned his first Triple-A win with another quality start on 5/20 at St. Paul (6.0ip, 3h, 1r, 1er, 5k).
- Was placed on the 7-day injured list on 6/2 with a sore right forearm and was transferred to the 60-day IL on 6/24.
- Made two rehab starts with Single-A Bradenton on 8/6 and 8/13; went 0-1 with a 6.75 ERA (3er/4.0ip) and five strikeouts.
- Activated from the injured list on 8/19 and threw 4.0 one-run innings with six strikeouts that night at Toledo.
- Went 1-1 with a 2.57 ERA (4er/14.0ip) in three September starts for his best monthly ERA of the season.
- Surrendered a career-high tying seven earned runs on a career-high tying two home runs in 2.0 innings on 9/30 vs. Chicago (NL), his final start of the season.
- Allowed four earned runs in 9.1 innings (3.86 ERA) in the first half with Pittsburgh; surrendered 10 earned runs in 5.2 innings (15.88 ERA) in the second half.

2020

- Split the season between the Yankees Alternate Training Site and the big leagues, going 0-0 with a 1.29 ERA (1er/7.0ip) in three games (no starts).
- Was recalled on 8/20 and made his major league debut on 8/31 vs. Tampa Bay (3.0ip, 0h, 0r, 3bb, 2k).
- Fanned Willy Adames to strand two runners for his first MLB strikeout during his debut.

2019

- Began the season with High-A Tampa and went 8-6 with a 2.26 ERA (32er/127.2ip) in 22 games (18 starts).
- Recorded his first double-digit strikeout game to set a new career high with 10 punchouts on 6/7 at Florida (6.0ip); matched that mark on 7/30 vs. Lakeland (7.0ip).
- Tossed a career-high 7.1 innings with one unearned run and seven strikeouts on 6/30 vs. Florida.
- Allowed just one earned run in 27.1 innings in June (0.33 ERA).
- Went the distance on 7/7 (1) vs. Clearwater for the only complete game of his career (7.0ip, 2h, 1r, 1er, 1bb, 6k).
- Won a career-high six consecutive games in High-A with a 1.38 ERA (11er/71.2ip) from 6/1-8/14; won seven consecutive games between High-A and Double-A.
- Promoted to Double-A Trenton and made two starts, going 1-0 with a 0.82 ERA (1er/11.0ip).

- Tied for second in the Florida State League with 122 strikeouts in High-A to be named to the league postseason All-Star team; set a career high with 133 strikeouts combined between two levels.

2018

- Activated from the injured list after recovering from Tommy John surgery on 6/8 and spent the remainder of the season with Single-A Charleston, going 4-3 with a 3.90 ERA (28er/64.2ip) in 14 starts.
- Tossed 5.0 hitless innings with nine strikeouts in his second start back from surgery on 6/14 vs. Asheville.
- Went 2-0 with a 2.37 ERA (5er/19.0ip) in four starts in June.
- Did not surrender a home run in nine consecutive starts (41.1ip) from 6/30-8/21.

2017

- Spent the entire season recovering from Tommy John surgery and did not play.

2016

- Spent the entire season with GCL Yankees East and went 1-2 with a 2.87 ERA (10er/31.1ip) in nine games (six starts).
- Fanned 18 batters in his first four games (19.2ip); recorded only three strikeouts in his final five games (11.2ip).
- Earned his first professional win on 7/20 vs. GCL Tigers West (5.0ip, 6h, 3r, 3er, 1bb).
- Allowed one earned run in four games (two starts) in August (6.2ip).
- Held right-handed batters to a .163 average (13-for-80).

2015

- Spent the entire season with DSL Yankees 2 and went 0-2 with a 1.42 ERA (9er/57.0ip) in 14 starts.
- Tossed 4.0 scoreless innings in his professional debut on 6/2 vs. DSL Marlins.
- Didn't allow more than one earned run in eight consecutive starts from 7/7-8/18 with a 0.82 ERA (3er/33.0ip).

PERSONAL

- Miguel Angel Yajure (pronounced "juh-HOO-ray").
- Signed by the Yankees out of Venezuela in 2015 on the strength of two innings at a tryout.
- Enjoyed watching Miguel Cabrera, Greg Maddux and Jose Hernandez play baseball while growing up.
- Also played soccer as a youth.

SINGLE-GAME BESTS/MISCELLANEOUS

Complete Games			Winning Streak			Hits Allowed			Strikeouts		
1, 7/7/19 (1) vs. Clearwater (A+)			6, 6/1-8/14/19 (A+)			10, 8/28/18 @ Columbia (A)			10 (2x), MR: 7/30/19 vs. Lakeland (A+)		
Shutouts			Losing Streak			Earned Runs Allowed			10+ Strikeout Games		
N/A			3, 4/26-5/15/19 (A+)			7 (2x), MR: 9/30/21 vs. Chicago (NL)			2, MR: 7/30/19 vs. Lakeland (A+)		
Innings (Start)			Innings (Relief)			Home Runs Allowed			Walks		
7.1, 6/30/19 vs. Florida (A+)			5.1 (2x), MR: 8/6/19 @ Lakeland (A+)			2 (3x), MR: 9/30/21 vs. Chicago (NL)			4 (2x), MR: 9/5/21 vs. Iowa (AAA)		

CAREER PITCHING STATS

YEAR	TEAM	LG	LVL	ORG	W-L	ERA	G-S	CG	SHO	SV-SVO	IP	H	R	ER	HR	HB	BB-IBB	SO	WHIP	AVG	AB
2015	DSL Yankees 2	DSL	R	NYY	0-2	1.42	14-14	0	0	0-0	57.0	54	20	9	1	4	20-0	36	1.30	.258	209
2016	GCL Yankees	GCL	R	NYY	1-2	2.87	9-6	0	0	0-0	31.1	24	10	10	1	2	5-0	21	0.93	.211	114
2017											DID NOT PLAY – INJURY										
2018	Charleston	SAL	A	NYY	4-3	3.90	14-14	0	0	0-0	64.2	64	38	28	3	0	15-0	56	1.22	.258	248
2019	Tampa	FSL	A+	NYY	8-6	2.26	22-18	1	0	0-0	127.2	110	47	32	5	7	28-0	122	1.08	.233	472
2019	Trenton	EAS	AA	NYY	1-0	0.82	2-2	0	0	0-0	11.0	9	1	1	0	0	2-0	11	1.00	.214	42
2020	NEW YORK	AL	MLB	NYY	0-0	1.29	3-0	0	0	0-0	7.0	3	1	1	1	1	5-0	8	1.14	.130	23
2020	PITTSBURGH	NL	MLB	PIT	0-2	8.40	4-3	0	0	0-0	15.0	17	14	14	6	1	7-0	11	1.60	.283	60
2021	Indianapolis	E	AAA	PIT	2-3	3.09	9-9	0	0	0-0	43.2	39	17	15	6	2	13-0	40	1.05	.209	158
2021	Bradenton	SE	A	PIT	0-1	6.75	2-2	0	0	0-0	4.0	6	5	3	1	0	1-0	5	1.75	.333	18
Major League Totals					0-2	6.14	7-3	0	0	0-0	22.0	20	15	15	7	2	12-0	19	1.45	.241	83
Triple-A Totals					2-3	3.09	9-9	0	0	0-0	43.2	33	17	15	6	2	13-0	40	1.05	.209	158
Minor League Totals					16-17	2.60	72-65	1	0	0-0	339.1	300	138	98	17	15	84-0	291	1.13	.238	1261



**INTERNATIONAL
LEAGUE**

INTERNATIONAL LEAGUE

LEAGUE INFORMATION

Years Active
1884-Present
renamed Triple-A East for 2021 only

2022 Open/Close
April 5/Sept. 28

Roster Limits
28 players

2022 DIVISIONAL ALIGNMENT

WEST

Columbus Clippers (CLE)
Gwinnett Stripers (ATL)
Indianapolis Indians (PIT)
Iowa Cubs (CHC)
Louisville Bats (CIN)
Memphis Redbirds (STL)
Nashville Sounds (MIL)
Omaha Storm Chasers (KC)
St. Paul Saints (MIN)
Toledo Mud Hens (DET)

EAST

Buffalo Bisons (TOR)
Charlotte Knights (CWS)
Durham Bulls (TB)
Jacksonville Jumbo Shrimp (MIA)
Lehigh Valley IronPigs (PHI)
Norfolk Tides (BAL)
Rochester Red Wings (WSH)
Scranton/WB RailRiders (NYY)
Syracuse Mets (NYM)
Worcester Red Sox (BOS)

2021 TRIPLE-A EAST DIVISIONAL RECORDS

Year	Midwest	Southeast	Northeast	Overall
2021	51-61	10-6	--	61-67

1998-2019 INTERNATIONAL LEAGUE DIVISIONAL RECORDS

Year	IL West	IL South	IL North	Overall Record
2019	36-36	14-17	16-21	66-74
2018	36-33	14-19	23-15	73-67
2017	38-32	21-12	20-19	79-63
2016	35-40	18-13	17-21	70-74
2015	35-34	22-15	26-12	83-61
2014	33-31	16-16	24-24	73-71
2013	36-28	18-14	26-22	80-64
2012	42-22	20-12	27-21	89-55
2011	30-34	16-16	30-18	76-68
2010	29-35	16-16	26-22	71-73
2009	29-35	17-15	24-23	70-73
2008	27-37	20-12	21-27	68-76
2007	19-29	25-22	26-22	70-73
2006	22-26	28-18	26-22	76-66
2005	21-27	30-18	27-21	78-66
2004	29-19	22-26	15-33	66-78
2003	20-27	22-26	22-25	64-78
2002	24-24	24-24	19-28	67-76
2001	23-25	22-26	21-27	66-78
2000	35-13	28-20	18-30	81-63
1999	25-23	22-26	28-20	75-69
1998	32-16	22-26	22-25	76-67
Totals	656-626 (.512)	457-409 (.528)	504-498 (.503)	
Best (by pct.)	35-13 (.729)	21-12 (.636)	26-12 (.684)	
Worst (by pct.)	19-29 (.396)	14-19 (.424)	15-33 (.313)	

TRIPLE-A RECORDS

TRIPLE-A ALL-STAR GAME

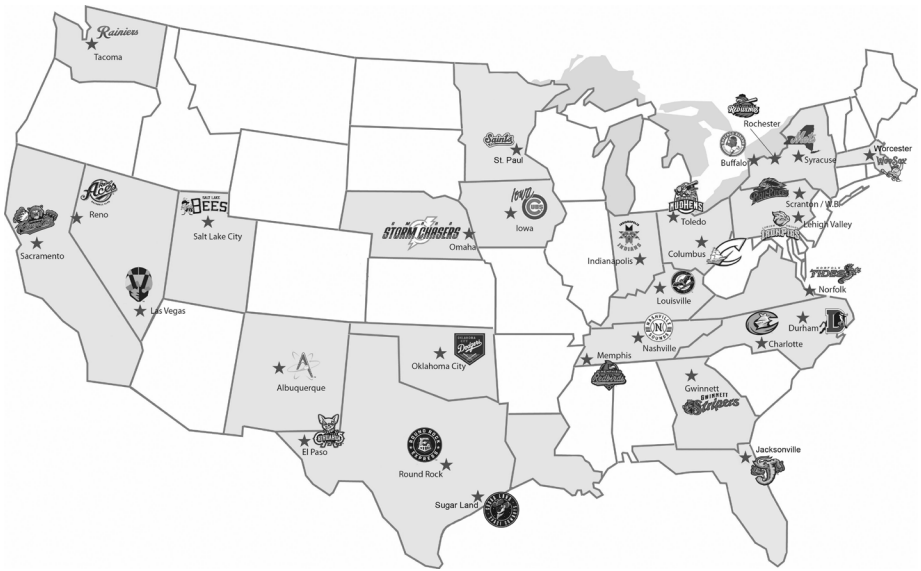
Year	Result	Location
2021	N/A	
2020	Season canceled due to COVID-19	
2019	PCL 9, IL 3	El Paso, Texas
2018	PCL 12, IL 7	Columbus, Ohio
2017	PCL 6, IL 4	Tacoma, Wash.
2016	IL 4, PCL 2	Charlotte, N.C.
2015	IL 4, PCL 3	Omaha, Neb.
2014	IL 7, PCL 3	Durham, N.C.
2013	IL 4, PCL 3	Reno, Nev.
2012	PCL 3, IL 0	Buffalo, N.Y.
2011	IL 3, PCL 0	Salt Lake City, Utah
2010	IL 2, PCL 1	Allentown, Pa.
2009	IL 6, PCL 5	Portland, Ore.
2008	PCL 6, IL 5	Louisville, Ky.
2007	IL 7, PCL 5	Albuquerque, N.M.
2006	IL 6, PCL 0	Toledo, Ohio
2005	PCL 11, IL 5	Sacramento, Calif.
2004	IL 4, PCL 3 (10)	Pawtucket, R.I.
2003	IL 13, PCL 9	Memphis, Tenn.
2002	PCL 5, IL 0	Oklahoma City, Okla.
2001	PCL 9, IL 5	Indianapolis, Ind.
2000	PCL 8, IL 2	Rochester, N.Y.
1999	PCL 9, IL 5	New Orleans, La.
1998	IL 8, PCL 4	Norfolk, Va.

TRIPLE-A NATIONAL CHAMPIONSHIP

2022 Triple-A Postseason
TBA

Year	Result	Location
2021	N/A	
2020	Season canceled due to COVID-19	
2019	Sacramento 4, Columbus 0	Memphis, Tenn.
2018	Memphis 14, Durham 4	Columbus, Ohio
2017	Durham 5, Memphis 3	Moosic, Pa.
2016	Scranton/W-B 3, El Paso 1	Memphis, Tenn.
2015	Fresno 7, Columbus 0	El Paso, Texas
2014	Omaha 4, Pawtucket 2	Charlotte, N.C.
2013	Omaha 2, Durham 1	Allentown, Pa.
2012	Reno 10, Pawtucket 3	Durham, N.C.
2011	Columbus 8, Omaha 3	Albuquerque, N.M.
2010	Columbus 12, Tacoma 6	Oklahoma City, Okla.
2009	Durham 5, Memphis 4 (11)	Oklahoma City, Okla.
2008	Sacramento 4, Scranton/WB 1	Oklahoma City, Okla.
2007	Sacramento 7, Richmond 1	Oklahoma City, Okla.
2006	Tucson 5, Toledo 2	Oklahoma City, Okla.

IL leads PCL, 12-10



TRIPLE-A CLUBS AND AFFILIATES

INTERNATIONAL LEAGUE

Triple-A Team

Buffalo Bisons	MLB Parent Club Toronto Blue Jays
Charlotte Knights	Chicago White Sox
Columbus Clippers	Cleveland Guardians
Durham Bulls	Tampa Bay Rays
Gwinnett Stripers	Atlanta Braves
Indianapolis Indians	Pittsburgh Pirates
Iowa Cubs	Chicago Cubs
Jacksonville Jumbo Shrimp	Miami Marlins
Lehigh Valley IronPigs	Philadelphia Phillies
Louisville Bats	Cincinnati Reds
Memphis Redbirds	St. Louis Cardinals
Nashville Sounds	Milwaukee Brewers
Norfolk Tides	Baltimore Orioles
Omaha Storm Chasers	Kansas City Royals
Rochester Red Wings	Washington Nationals
Scranton/Wilkes-Barre RailRiders	New York Yankees
St. Paul Saints	Minnesota Twins
Syracuse Mets	New York Mets
Toledo Mud Hens	Detroit Tigers
Worcester Red Sox	Boston Red Sox

PACIFIC COAST LEAGUE

Triple-A Team

Albuquerque Isotopes	MLB Parent Club Colorado Rockies
El Paso Chihuahuas	San Diego Padres
Las Vegas Aviators	Oakland Athletics
Oklahoma City Dodgers	Los Angeles Dodgers
Reno Aces	Arizona Diamondbacks
Round Rock Express	Texas Rangers
Sacramento River Cats	San Francisco Giants
Salt Lake Bees	Los Angeles Angels of Anaheim
Sugar Land Space Cowboys	Houston Astros
Tacoma Rainiers	Seattle Mariners

BUFFALO BISONS


Sahlen Field (1988)
16,600 capacity
LF-325, CF-404, RF-325



One James D. Griffin Plaza
Buffalo, NY 14203
Phone: (716) 846-2000
Bisons.com
@BuffaloBisons

President, Rich Baseball Operations Mike Buczkowski
General Manager Anthony Sprague
Media Relations Pat Malacaro, (716) 481-6804
Contact Email pmalacaro@bisons.com

Broadcasters Pat Malacaro, Duke McGuire
Home Radio Station The Bet 1520 AM-WWKB



Casey Candaele

FIELD MANAGER

Casey Candaele since 2021
2nd season, BUF 79-47 (.627)
2nd season, Triple-A 79-47 (.627)

COACHING STAFF

Pitching Coach Jeff Ware
Hitting Coach Corey Hart
Position Coach Devon White
Development Coach Jake McGuiggan

AFFILIATE OF THE TORONTO BLUE JAYS SINCE 2013

TOP 10 PROSPECTS (BASEBALL AMERICA)

1. Gabriel Moreno C
2. Nate Pearson RHP
3. Orelvis Martinez SS/3B
4. Jordan Groshans SS/3B
5. Gunnar Hoglund RHP
6. Otto Lopez UTIL
7. Kevin Smith SS
8. Manuel Beltre SS
9. Ricky Tiedemann LHP
10. Leonardo Jimenez SS/2B

IN BASEBALL AMERICA'S TOP 100

- Gabriel Moreno No. 7
Nate Pearson No. 62
Orelvis Martinez No. 75

INTERNATIONAL LEAGUE EAST DIVISION

107th season in International League
13 League Championships: 1891, 1904, 1906, 1915-16, 1927, 1933, 1936,
1957, 1961, 1997-98, 2004
2021 Results: 79-47, 1st AAA-E Northeast

INDIANAPOLIS RECORDS VS. BUFFALO

2019 HEAD-TO-HEAD RESULTS (INDIANS LOST SERIES, 1-5)

Date	Site	W/L	Score	Date	Site	W/L	Score
6/11	IND	L	2-0	6/18	BUF	W	5-2
6/12	IND	L	14-6	6/19	BUF	L	6-3
6/13	IND	L	11-3	6/20	BUF	L	11-8

YEAR-BY-YEAR SERIES RESULTS (SINCE 1998)

Year	Home	Road	Totals	Year	Home	Road	Totals	Year	Home	Road	Totals
1998	1-3	1-3	2-6	2006	3-1	3-1	6-2	2014	3-1	1-3	4-4
1999	0-4	2-2	2-6	2007	3-1	2-2	5-3	2015	2-1	3-0	5-1
2000	1-3	2-2	3-5	2008	2-2	2-2	4-4	2016	0-3	1-2	1-5
2001	2-2	3-1	5-3	2009	2-2	3-1	5-3	2017	2-1	1-2	3-3
2002	2-2	2-2	4-4	2010	3-1	3-1	6-2	2018	2-1	3-1	5-2
2003	1-3	0-3	1-6	2011	3-1	3-1	6-2	2019	0-3	1-2	1-5
2004	1-3	1-3	2-6	2012	2-2	3-1	5-3				
2005	3-1	2-2	5-3	2013	3-1	2-2	5-3				

SERIES FACTS

Record Since 1998 85-81 (.512)
At Indianapolis 41-42 (.494)
At Buffalo 44-39 (.530)
Margin of Victory 11 runs (6/25/99 @ BUF, 12-1)
Margin of Defeat 13 runs (6/9/11 @ BUF, 15-2)
Indians Sweeps (4+ Games) 0
Bisons Sweeps (4+ Games) 1 (7/19-22, 1999 @ IND)

2022 SCHEDULE

Date	Site
	N/A

Trust Field (2014)
10,200 capacity
LF-330, CF-400, RF-315



324 South Mint St.
Charlotte, NC 28202
Phone: (704) 274-8300
CharlotteKnights.com
@KnightsBaseball

Chief Operating Officer Dan Rajkowski
General Manager Rob Egan
VP, Communications Tommy Viola, (704) 274-8203
Contact Email tommyv@charlotteknights.com

Broadcasters Matt Swierad, Mike Pacheco
Home Radio Station ESPN Charlotte - 730 AM



Wes Helms

FIELD MANAGER

Wes Helms since 2020
2nd season, CLT 47-81 (.367)
2nd season, Triple-A 47-81 (.367)

COACHING STAFF

Pitching Coach Matt Zaleski
Hitting Coach Chris Johnson
Performance Coach Shawn Powell

AFFILIATE OF THE CHICAGO WHITE SOX SINCE 1999

TOP 10 PROSPECTS (BASEBALL AMERICA)

1. Colson Montgomery SS
2. Yoelqui Cespedes OF
3. Norge Vera RHP
4. Wes Kath 3B
5. Jose Rodriguez SS
6. Andrew Dalquist RHP
7. Jake Burger 3B
8. Jared Kelley RHP
9. Sean Burke RHP
10. Matthew Thompson RHP

IN BASEBALL AMERICA'S TOP 100

N/A

INTERNATIONAL LEAGUE EAST DIVISION

29th season in International League
2 League Championships: 1993, 1999
2021 Results: 47-81, 7th AAA-E Southeast

INDIANAPOLIS RECORDS VS. CHARLOTTE

2019 HEAD-TO-HEAD RESULTS (INDIANS WON SERIES, 7-3)

Date	Site	W/L	Score	Date	Site	W/L	Score	Date	Site	W/L	Score
4/11	IND	W	7-3	4/26	CLT	L	10-9	5/28	IND	L	9-4
4/12	IND	W	9-2	4/27	CLT	W	8-4	5/29	IND	W	2-0
4/13	IND	W	9-7	4/28	CLT	W	9-8	5/30	IND	W	4-0
4/14	IND	L	3-0								

YEAR-BY-YEAR SERIES RESULTS (SINCE 1998)

Year	Home	Road	Totals	Year	Home	Road	Totals	Year	Home	Road	Totals
1998	6-0	1-5	7-5	2006	2-4	4-2	6-6	2014	0-4	3-1	3-5
1999	4-2	4-2	8-4	2007	4-2	3-3	7-5	2015	3-0	3-4	6-4
2000	1-5	2-4	3-9	2008	3-1	1-3	4-4	2016	4-0	2-1	6-1
2001	4-2	1-5	5-7	2009	3-1	2-2	5-3	2017	3-0	2-1	5-1
2002	4-3	5-0	9-3	2010	3-1	3-1	6-2	2018	2-1	2-5	4-6
2003	4-2	0-6	4-8	2011	3-1	2-2	5-3	2019	5-2	2-1	7-3
2004	3-3	2-4	5-7	2012	1-3	2-2	3-5				
2005	5-1	3-3	8-4	2013	2-2	1-3	3-5				

SERIES FACTS

All-Time Record 119-100 (.543)
At Indianapolis 69-40 (.633)
At Charlotte 50-60 (.455)

Margin of Victory 16 runs (2x, MR: 7/22/13 @ CLT, 17-1)
Margin of Defeat 12 runs (6/21/15 @ CLT, 13-1)

Indians Sweeps (4+ Games) 3 (MR: 7/21-24, 2016 @ IND)
Knights Sweeps (4+ Games) 3 (MR: 7/21-24, 2014 @ IND)

2022 SCHEDULE

Date Site
5/10-15 CLT

Huntington Park (2009)

10,100 capacity
LF-325, CF-400, RF-318330 Huntington Park Lane
Columbus, OH 43215
Phone: (614) 462-5250
ClippersBaseball.com
@CLBClippers

President & General Manager..... Ken Schnacke
 Director of Communications & Media Relations..... Joe Santry, (614) 722-1133
 Assistant Director of Media Relations..... Anthony Slosser, (614) 395-0944
 Contact Email..... aslosser@clippersbaseball.com

Broadcaster..... Ryan Mitchell, Scott Leo
 Home Radio Station..... WMNI 95.1 FM and 920 AM



Andy Tracy

FIELD MANAGER

Andy Tracy..... since 2020
 2nd season, COL..... 59-68 (.465)
 2nd season, Triple-A..... 59-68 (.465)

COACHING STAFF

Pitching Coach..... Rigo Beltran
 Hitting Coach..... Jason Esposito
 Bench Coach..... Kyle Lundquist

AFFILIATE OF THE CLEVELAND
GUARDIANS SINCE 2009

TOP 10 PROSPECTS (BASEBALL AMERICA)

1. Tyler Freeman..... SS
2. Daniel Espino..... RHP
3. Brayan Rocchio..... SS
4. George Valera..... SS
5. Gabriel Arias..... SS
6. Nolan Jones..... 3B
7. Osiris Johnson..... C
8. Gavin Williams..... RHP
9. Logan Allen..... LHP
10. Angel Martinez..... SS

IN BASEBALL AMERICA'S TOP 100

- Tyler Freeman..... No. 63
 Daniel Espino..... No. 65
 Brayan Rocchio..... No. 66
 George Valera..... No. 68
 Gabriel Arias..... No. 100

INTERNATIONAL LEAGUE WEST DIVISION

61st season in International League

11 League Championships: 1979-81, 1987, 1991-92, 1996, 2010-11, 2015, 2019

2021 Results: 59-68, 5th AAA-E Midwest

INDIANAPOLIS RECORDS VS. COLUMBUS

2021 HEAD-TO-HEAD RESULTS (INDIANS WON SERIES, 6-5)

Date	Site	W/L	Score	Date	Site	W/L	Score
6/1	IND	W	5-3	7/6	COL	L	1-0
6/3	IND	L	3-2	7/7	COL	L	2-0 (8)
6/4 (1)	IND	W	10-3 (7)	7/8	COL	W	10-3
6/4 (2)	IND	W	5-2 (7)	7/9	COL	L	9-4
6/5	IND	W	3-2	7/10	COL	W	11-1
6/6	IND	L	4-1				

YEAR-BY-YEAR SERIES RESULTS (SINCE 1988)

Year	Home	Road	Totals	Year	Home	Road	Totals	Year	Home	Road	Totals
1988	2-0	2-1	4-1	2003	4-4	2-6	6-10	2012	6-5	4-6	10-11
1989	2-1	2-1	4-2	2004	5-3	3-5	8-8	2013	4-7	8-3	12-10
1990	1-1	0-3	1-4	2005	1-7	4-4	5-11	2014	5-5	8-3	13-8
1991	1-2	0-2	1-4	2006	5-3	3-5	8-8	2015	5-4	5-7	10-11
1998	7-1	4-4	11-5	2007	5-3	3-5	8-8	2016	5-6	6-8	11-14
1999	3-5	3-5	6-10	2008	5-5	3-8	8-13	2017	3-6	7-6	10-12
2000	6-2	6-2	12-4	2009	6-4	5-6	11-10	2018	8-4	4-9	12-13
2001	6-2	2-6	8-8	2010	4-7	4-6	8-13	2019	2-10	7-5	9-15
2002	4-4	4-4	8-8	2011	4-6	4-7	8-13	2021	4-2	2-3	6-5

SERIES FACTS

Record Since 1988..... 218-239 (.477)
 At Indianapolis..... 113-109 (.509)
 At Columbus..... 105-130 (.447)
 Margin of Victory..... 20 runs (7/6/17 @ COL, 21-1)
 Margin of Defeat..... 16 runs (8/5/03 @ IND, 17-1)
 Indians Sweeps (4+ Games)..... 2 (MR: 4/4-6, 2014 @ COL)
 Clippers Sweeps (4+ Games)..... 3 (MR: 6/28-7/1, 2018 @ COL)

2022 SCHEDULE

Date	Site
4/19-24	IND
6/7-12	IND
7/12-17	COL
7/26-28	COL

Durham Bulls Athletic Park (1995)
10,000 capacity
LF-303, CF-395, RF-329



409 Blackwell Street
Durham, NC 27701
Phone: (919) 687-6500
DurhamBulls.com
@DurhamBulls

Vice President, Baseball Operations.....Mike Birling
Director of Marketing/Communications.....Michael Ward (919) 687-6576
Contact Emailmward@durhambulls.com

Broadcaster.....Patrick Kinas
Home Radio Station99.3 FM and 96.5 FM The Buzz



Brady Williams

FIELD MANAGER

Brady Williamssince 2019
3rd season, DUR161-108 (.599)
3rd season, Triple-A161-108 (.599)

COACHING STAFF

Pitching Coach.....Brian Reith
Hitting Coach.....Will Bradley
Bench Coach.....Reinaldo Ruiz

INTERNATIONAL LEAGUE EAST DIVISION

24th season in International League
15 League Championships: 1922, 1924-25, 1930, 1940-41, 1957, 1967,
2002-03, 2009, 2013, 2017-18, 2021
2021 Results: 86-44, 1st AAA-E Southeast
(League & AAA Final Stretch Champion)

INDIANAPOLIS RECORDS VS. DURHAM

2019 HEAD-TO-HEAD RESULTS (INDIANS SPLIT SERIES, 3-3)

Date	Site	W/L	Score	Date	Site	W/L	Score
7/19	IND	L	4-3 (10)	8/9	DUR	L	9-5
7/20	IND	W	8-3	8/10	DUR	W	3-1
7/21	IND	W	3-1	8/11	DUR	L	4-0

YEAR-BY-YEAR SERIES RESULTS (SINCE 1998)

Year	Home	Road	Totals	Year	Home	Road	Totals	Year	Home	Road	Totals
1998	1-5	1-5	2-10	2006	5-1	3-3	8-4	2014	2-2	2-2	4-4
1999	3-3	2-4	5-7	2007	3-3	2-4	5-7	2015	4-2	2-2	6-4
2000	5-1	3-3	8-4	2008	3-1	2-2	5-3	2016	2-1	2-1	4-2
2001	5-1	2-4	7-5	2009	3-1	2-2	5-3	2017	3-4	1-2	4-6
2002	3-3	3-3	6-6	2010	2-2	1-3	3-5	2018	1-2	1-2	2-4
2003	4-2	1-5	5-7	2011	1-3	2-2	3-5	2019	2-1	1-2	3-3
2004	4-2	1-5	5-7	2012	3-1	3-1	6-2				
2005	5-1	4-2	9-3	2013	2-2	1-3	3-5				

SERIES FACTS

All-Time Record108-106 (.505)
At Indianapolis66-44 (.600)
At Durham42-62 (.404)
Margin of Victory11 runs (2x, MR: 4/25/16 @ DUR, 12-1)
Margin of Defeat12 runs (3x, MR: 7/22/07 @ IND, 13-1)
Indians Sweeps (4+ Games)0
Bulls Sweeps (4+ Games)1 (8/7-10, 1998 @ IND)

AFFILIATE OF THE TAMPA BAY RAYS SINCE 1998

TOP 10 PROSPECTS (BASEBALL AMERICA)

- Shane Baz.....RHP
- Josh Lowe.....OF
- Vidal Brujan2B/OF
- Taj BradleyRHP
- Curtis Mead3B/1B
- Greg Jones.....SS
- Carson Williams.....SS
- Xavier Edwards.....2B
- Cole Wilcox.....RHP
- Willy VasquezSS

IN BASEBALL AMERICA'S TOP 100

- Shane Baz.....No. 8
Josh Lowe.....No. 44
Vidal BrujanNo. 56
Taj Bradley.....No. 58
Curtis Mead.....No. 97

2022 SCHEDULE

Date	Site
	N/A

GWINNETT STRIPERS

Coolray Field (2009)
10,427 capacity
LF-335, CF-400, RF-335



2500 Buford Drive
Lawrenceville, GA 30043
Phone: (678) 277-0300
GoStrippers.com
@GoStrippers

Vice President & General Manager Erin McCormick
Media Relations Manager..... Dave Lezotte, (678) 277-0320
Contact Email dave.lezotte@braves.com

Broadcaster..... Dave Lezotte
Home Radio Station..... 99.3 WCON-FM



Matt Tuiasosopo

FIELD MANAGER

Matt Tuiasosopo since 2021
2nd season, GWN 71-58 (.550)
2nd season, Triple-A 71-58 (.550)

COACHING STAFF

Pitching Coach..... Mike Maroth
Hitting Coach..... Carlos Mendez
Coaches Wigberto Nevarez, Devon Travis

INTERNATIONAL LEAGUE WEST DIVISION

13th season in International League
0 League Championships

2021 Results: 71-58, 3rd AAA-E Southeast

AFFILIATE OF THE ATLANTA BRAVES SINCE 1966*

TOP 10 PROSPECTS (BASEBALL AMERICA)

1. Michael Harris II OF
2. Kyle Muller LHP
3. Spencer Strider RHP
4. Drew Waters OF
5. Braden Shewmake SS
6. Bryce Elder RHP
7. Jesse Franklin OF
8. Freddy Tarnok RHP
9. Vaughn Grissom SS/3B
10. Tucker Davidson LHP

IN BASEBALL AMERICA'S TOP 100

Michael Harris II.....No. 46

INDIANAPOLIS RECORDS VS. GWINNETT

2019 HEAD-TO-HEAD RESULTS (INDIANS LOST SERIES, 1-8)

Date	Site	W/L	Score	Date	Site	W/L	Score	Date	Site	W/L	Score
4/23	GWN	L	5-2	5/31	IND	W	4-1	6/28	GWN	L	8-1
4/24	GWN	L	7-6	6/1	IND	L	7-6 (10)	6/29	GWN	L	5-2
4/25	GWN	L	6-2	6/2	IND	L	4-2	6/30	GWN	L	5-3

YEAR-BY-YEAR SERIES RESULTS (SINCE 2009)

Year	Home	Road	Totals	Year	Home	Road	Totals	Year	Home	Road	Totals
*Moved from Richmond to Gwinnett in 2009				2012	2-2	4-0	6-2	2016	2-1	3-4	5-5
2009	1-3	1-3	2-6	2013	4-0	1-3	5-3	2017	2-1	4-3	6-4
2010	2-2	2-2	4-4	2014	3-1	2-2	5-3	2018	2-5	1-3	3-8
2011	2-2	2-2	4-4	2015	3-1	1-3	4-4	2019	1-2	0-6	1-8

SERIES FACTS

All-Time Record 45-51 (.469)
At Indianapolis..... 24-20 (.545)
At Gwinnett 21-31 (.404)
Margin of Victory 10 runs (7/20/17 @ GWN, 11-1)
Margin of Defeat 9 runs (2x, MR: 7/26/16 @ GWN, 11-2)
Indians Sweeps (4+ Games) 2 (MR: 4/27-30, 2013 @ IND)
Stripers Sweeps (4+ Games)..... 0

2022 SCHEDULE

Date	Site
6/14-19	GWN

ORGANIZATION

2022 SEASON

INTERNATIONAL LEAGUE

2021 REVIEW

PIRATES

HISTORY

GENERAL

Principal Park (1992)

11,500 capacity
LF-335, CF-400, RF-355



One Line Drive
Des Moines, IA 50309
Phone: (515) 243-6111
IowaCubs.com
@IowaCubs

President / General Manager.....Sam Bernabe
VP / Assistant General Manager.....Randy Wehofer
Media Relations Manager.....Colin Connolly, (515) 280-2632
Contact Emailcolinc@iowacubs.com

Broadcaster.....Alex Cohen
Home Radio Station.....940 AM



Marty Pevey

FIELD MANAGER

Marty Peveysince 2013
9th season, IOW.....530-591 (.473)
11th season, Triple-A667-722 (.480)

COACHING STAFF

Pitching Coach.....Ron Villone
Hitting Coach.....Desi Wilson
Hitting Coach.....Griffin Benedict

INTERNATIONAL LEAGUE WEST DIVISION

2nd season in International League
1 League Championship: 1993

2021 Results: 51-78, 7th AAA-E Midwest

INDIANAPOLIS RECORDS VS. IOWA

2021 HEAD-TO-HEAD RESULTS (INDIANS LOST SERIES, 11-13)

Date	Site	W/L	Score	Date	Site	W/L	Score	Date	Site	W/L	Score
5/4	IOW	W	3-0	7/3	IND	L	9-7	8/31	IND	W	4-3
5/5	IOW	L	8-3	7/4	IND	L	5-2	9/1	IND	L	4-3
5/6	IOW	W	5-4	8/3	IOW	L	5-1	9/2	IND	W	6-2
5/7	IOW	L	4-3 (10)	8/4 (1)	IOW	L	2-1 (7)	9/3	IND	L	9-7
5/9	IOW	L	2-0	8/4 (2)	IOW	L	6-4 (7)	9/5 (1)	IND	W	4-3 (7)
6/29	IND	L	9-3	8/5	IOW	W	2-0	9/5 (2)	IND	L	9-0 (7)
6/30	IND	W	2-1 (10)	8/6	IOW	W	12-8				
7/1	IND	W	7-6 (12)	8/7	IOW	W	13-1				
7/2	IND	L	5-2	8/8	IOW	W	8-5				

YEAR-BY-YEAR SERIES RESULTS (SINCE 1988)

Year	Home	Road	Totals	Year	Home	Road	Totals	Year	Home	Road	Totals
1988	4-2	3-3	7-5	1992	5-3	6-4	11-7	1996	6-3	7-2	13-5
1989	4-2	3-3	7-5	1993	4-5	4-5	8-10	1997	7-2	5-4	12-6
1990	4-2	3-3	7-5	1994	5-4	3-6	8-10	2021	5-7	6-6	11-13
1991	4-2	3-3	7-5	1995	7-2	4-5	11-7				

SERIES FACTS

Record Since 1988102-78 (.567)
At Indianapolis.....55-34 (.617)
At Iowa47-44 (.516)
Margin of Victory16 runs (6/23/97 @ IND, 18-2)
Margin of Defeat14 runs (4/7/90 @ IOW, 16-2)
Indians Sweeps (4+ Games)0
I-Cubs Sweeps (4+ Games)1 (5/23 [1]-25, 1994 @ IOW)

AFFILIATE OF THE CHICAGO CUBS
SINCE 1981

TOP 10 PROSPECTS (BASEBALL AMERICA)

1. Brennan Davis.....OF
2. Cristian HernandezSS
3. Brailyn MarquezLHP
4. Pete Crow-ArmstrongOF
5. Jordan WicksLHP
6. Kevin Alcantara.....OF
7. Caleb KilianRHP
8. Owen CaissieOF
9. D.J. HerzLHP
10. Yohendrick Pinango.....OF

IN BASEBALL AMERICA'S TOP 100

- Brennan Davis.....No. 16
Cristian HernandezNo. 81

2022 SCHEDULE

Date	Site
4/26-5/1	IOW
7/4, 7/6-10	IND
8/16-21	IND

JACKSONVILLE JUMBO SHRIMP


121 Financial Ballpark (2003)
11,000 capacity
LF-321, CF-420, RF-317



301 A. Philip Randolph Blvd.
Jacksonville, FL 32202
Phone: (904) 352-2846
JaxShrimp.com
@JaxShrimp

Executive Vice President/General Manager..... Harold Crow
Director of Broadcasting & Media Relations ...Scott Kornberg, (904) 224-8534
Contact Email scott@jaxshrimp.com

Broadcaster..... Scott Kornberg, Matt Present
Home Radio Station..... ESPN 690 AM



Daren Brown

FIELD MANAGER

Daren Brown since 2022
1st season, JAX N/A
9th season, Triple-A 553-565 (.495)

COACHING STAFF

Pitching Coach..... Jeremy Powell
Hitting Coach Phil Plantier
Defensive Coach Jose Ceballos

INTERNATIONAL LEAGUE EAST DIVISION

9th season in International League
7 League Championships: 1968, 1996, 2001, 2005, 2009-10, 2014
2021 Results: 75-55, 2nd AAA-E Southeast

AFFILIATE OF THE MIAMI MARLINS SINCE 2009*

TOP 10 PROSPECTS (BASEBALL AMERICA)

1. Eury Perez	RHP
2. Kahlil Watson	SS
3. Sixto Sanchez	RHP
4. Edward Cabrera	RHP
5. Max Meyer	RHP
6. Jake Eder	LHP
7. Peyton Burdick	OF
8. Jose Salas	SS
9. Ian Lewis	2B
10. JJ Bleday	OF

IN BASEBALL AMERICA'S TOP 100

Eury Perez	No. 48
Kahlil Watson	No. 60
Sixto Sanchez	No. 64
Edward Cabrera	No. 69
Max Meyer	No. 74

JACKSONVILLE HISTORY

vs. Indianapolis

The Jacksonville Suns and Indianapolis Indians played each other during the 1963 season, the single season prior to 1998 that the Indians were in the International League. The results from that season are below.

In the International League

Jacksonville spent seven seasons in the International League from 1962-68, going through affiliations with the Indians, Cardinals and Mets. Future Hall of Famers Phil Niekro, Tom Seaver and Nolan Ryan all appeared with the Suns during this era, and the team took home one league title (1968).

In Double-A

A new Jacksonville team emerged in 1970, after there was no professional baseball in the city in 1969. The team rebranded to the Jacksonville Expos from 1985-90, and featured future Hall of Famers Randy Johnson and Larry Walker.

INDIANAPOLIS RECORDS VS. JACKSONVILLE

YEAR-BY-YEAR SERIES RESULTS (SINCE 1963)

Year	Home	Road	Totals
1963	9-0	4-5	13-5

**Moved from Double-A to Triple-A in 2021*

SERIES FACTS

Record Since 1963	13-5 (.722)
At Indianapolis.....	9-0 (1.000)
At Jacksonville.....	4-5 (.444)
Margin of Victory	12 runs (6/30/63 [1] @ IND, 14-2)
Margin of Defeat	6 runs (8/26/63 [2] @ JAX, 11-5)
Indians Sweeps (4+ Games)	1 (6/27-30 [2], 1963 @ IND)
Jumbo Shrimp Sweeps (4+ Games).....	0

2022 SCHEDULE

Date	Site
	N/A

Coca-Cola Park (2008)
10,178 capacity
LF-325, CF-400, RF-325



1050 IronPigs Way
Allentown, PA 18109
Phone: (610) 841-7447
IronPigsBaseball.com
@IronPigs

President & General Manager.....Kurt Landes
Media Relations Manager.....Mike Ventola, (610) 841-1317
Contact Emailmventola@ironpigsbaseball.com

Broadcasters.....Pat McCarthy, Mike Ventola
Home Radio Station.....Fox Sports 1230 AM, 1320 AM & 94.7 FM



Anthony Contreras

FIELD MANAGER

Anthony Contreras..... since 2022
1st season, LHV N/A
1st season, Triple-A N/A

COACHING STAFF

Pitching Coach.....Cesar Ramos
Hitting Coach.....Joe Thurston
Bench Coach.....Greg Brodzinski

INTERNATIONAL LEAGUE EAST DIVISION

16th season in International League
0 League Championships

2021 Results: 53-75, 4th AAA-E Northeast

INDIANAPOLIS RECORDS VS. LEHIGH VALLEY

2019 HEAD-TO-HEAD RESULTS (INDIANS SPLIT SERIES, 3-3)

Date	Site	W/L	Score	Date	Site	W/L	Score
5/10	LHV	W	6-5	8/16 (1)	IND	L	8-4 (8)
5/11	LHV	W	6-1	*8/16 (2)	IND	L	7-2 (7)
				8/17	IND	L	3-2
				8/18	IND	W	8-7 (10)

*Indians Played as Away Team

YEAR-BY-YEAR SERIES RESULTS (SINCE 2008)

Year	Home	Road	Totals	Year	Home	Road	Totals	Year	Home	Road	Totals
<i>* Team est. in 2008</i>											
2008	2-2	1-3	3-5	2013	3-1	1-3	4-4	2019	1-2	2-1	3-3
2009	1-3	1-3	2-6	2014	3-1	3-1	6-2				
2010	0-4	2-2	2-6	2015	3-0	3-1	6-1				
2011	2-2	3-1	5-3	2016	0-3	2-1	2-4				
2012	3-1	0-4	3-5	2017	2-1	1-2	3-3				
				2018	3-0	2-2	5-2				

SERIES FACTS

All-Time Record 44-44 (.500)
At Indianapolis..... 23-20 (.535)
At Lehigh Valley..... 21-24 (.467)
Margin of Victory 9 runs (8/19/18 @ LHV, 15-6)
Margin of Defeat 8 runs (6/4/15 @ LHV, 8-0)
Indians Sweeps (4+ Games) 0
IronPigs Sweeps (4+ Games) 2 (MR: 5/15-18, 2012 @ LHV)

AFFILIATE OF THE PHILADELPHIA PHILLIES SINCE 2008

TOP 10 PROSPECTS (BASEBALL AMERICA)

1. Mick Abel RHP
2. Andrew Painter..... RHP
3. Bryson Stott SS/2B
4. Johan Rojas..... OF
5. Ethan Wilson..... OF
6. Logan O'Hoppe..... C
7. Hans Crouse..... RHP
8. Matt Vierling..... OF
9. Rafael Marchan C
10. Simon Muzziotti..... OF

IN BASEBALL AMERICA'S TOP 100

- Mick AbelNo. 51
Bryson StottNo. 67

2022 SCHEDULE

Date **Site**
N/A

Louisville Slugger Field (2000)

13,131 capacity
LF-325, CF-405, RF-340



401 East Main Street
Louisville, KY 40202
Phone: (502) 212-2287
BatsBaseball.com
@LouisvilleBats

President..... Greg Gallette
Director of Communications..... Chris Robinson (317) 654-2756
Contact Email..... crobinson@batsbaseball.com

Broadcaster..... Nick Curran
Home Radio Station..... 1450 WXWV, 96.1 WXWV



Pat Kelly

FIELD MANAGER

Pat Kelly..... since 2020
3rd season, LOU..... 59-79 (.428)*
13th season, Triple-A..... 656-751 (.466)

COACHING STAFF

Pitching Coach..... Seth Etherton
Hitting Coach..... Alex Pelaez
Bench Coach..... Dick Schofield

*spent 10 games with Louisville in 2018 before being promoted to Cincinnati

INTERNATIONAL LEAGUE WEST DIVISION

29th season in International League
1 League Championship: 2001

2021 Results: 55-73, 6th AAA-E Midwest

AFFILIATE OF THE CINCINNATI REDS
SINCE 2000

TOP 10 PROSPECTS (BASEBALL AMERICA)

1. Jose Barrero..... SS
2. Hunter Greene..... RHP
3. Nick Lodolo..... LHP
4. Elly De La Cruz..... SS/3B
5. Brandon Williamson..... LHP
6. Matt McLain..... SS
7. Austin Hendrick..... OF
8. Chase Petty..... RHP
9. Jay Allen..... OF
10. Rece Hinds..... 3B

IN BASEBALL AMERICA'S TOP 100

- Jose Barrero..... No. 33
Hunter Greene..... No. 35
Nick Lodolo..... No. 36
Elly De La Cruz..... No. 77
Brandon Williamson..... No. 83

INDIANAPOLIS RECORDS VS. LOUISVILLE

2021 HEAD-TO-HEAD RESULTS (INDIANS LOST SERIES, 8-10)

Date	Site	W/L	Score	Date	Site	W/L	Score	Date	Site	W/L	Score
6/22	LOU	L	9-5 (10)	8/24	IND	L	3-2	9/7	LOU	W	11-4
6/23	LOU	L	5-0	8/25	IND	L	6-2	9/8	LOU	L	7-1
6/24	LOU	W	6-2	8/26	IND	L	5-1	9/9	LOU	L	6-3
6/25	LOU	W	7-6	8/27	IND	W	3-2 (10)	9/10	LOU	W	12-3
6/26	LOU	L	6-1	8/28	IND	W	13-10	9/11	LOU	L	5-4
6/27	LOU	L	2-1	8/29	IND	W	7-6	9/12	LOU	W	3-0

YEAR-BY-YEAR SERIES RESULTS (SINCE 1998)

Year	Home	Road	Totals	Year	Home	Road	Totals	Year	Home	Road	Totals
1998	5-3	6-2	11-5	2006	3-5	5-3	8-8	2014	4-7	6-5	10-12
1999	4-4	5-3	9-7	2007	4-4	2-6	6-10	2015	6-8	5-6	11-14
2000	6-2	7-1	13-3	2008	5-6	5-6	10-12	2016	8-6	4-8	12-14
2001	2-6	4-4	6-10	2009	4-7	3-8	7-15	2017	8-4	7-4	15-8
2002	4-4	3-5	7-9	2010	4-7	6-5	10-12	2018	6-4	4-6	10-10
2003	3-5	4-4	7-9	2011	4-7	6-5	10-12	2019	7-4	7-5	14-9
2004	5-3	4-4	9-7	2012	10-1	8-3	18-4	2021	3-3	5-7	8-10
2005	3-5	5-3	8-8	2013	5-6	4-7	9-13				

SERIES FACTS

Record Since 1998..... 228-221 (.508)
At Indianapolis..... 113-111 (.504)
At Louisville..... 115-110 (.511)
Margin of Victory..... 14 runs (5/31/05 @ IND, 15-1)
Margin of Defeat..... 15 runs (8/9/07 @ LOU, 16-1)
Indians Sweeps (4+ Games)..... 1 (6/30-7/3, 2012 @ LOU)
Bats Sweeps (4+ Games)..... 0

2022 SCHEDULE

Date	Site
5/3-8	IND
8/2-7	IND
8/30-9/4	LOU

AutoZone Park (2000)
10,000 capacity
LF-319, CF-400, RF-322



198 Union Avenue
Memphis, Tennessee 38103
Phone: (901) 721-6000
MemphisRedbirds.com
@memphisredbirds

President and General Manager.....Craig Unger
Coordinator, Integrated Marketing.....Sarah Jent
Contact Email.....sjent@memphisredbirds.com

Broadcaster.....TBA
Home Radio Station.....TBA



Ben Johnson

FIELD MANAGER

Ben Johnsonsince 2019
3rd season, MEM.....130-138 (.485)
3rd season, Triple-A.....130-138 (.485)

COACHING STAFF

Pitching Coach.....Dernier Orozco
Hitting Coach.....Brandon Allen

AFFILIATE OF THE ST. LOUIS CARDINALS SINCE 1998

TOP 10 PROSPECTS (BASEBALL AMERICA)

1. Jordan Walker.....3B
2. Nolan Gorman.....2B/3B
3. Matthew Liberatore.....LHP
4. Michael McGreevy.....RHP
5. Ivan Herrera.....C
6. Lars Nootbaar.....OF
7. Joshua Baez.....OF
8. Masyn Winn.....SS/RHP
9. Juan Yopez.....1B
10. Alec Burleson.....OF

IN BASEBALL AMERICA'S TOP 100

- Jordan Walker.....No. 24
Nolan Gorman.....No. 34
Matthew Liberatore.....No. 50

INTERNATIONAL LEAGUE WEST DIVISION

2nd season in International League
4 League Championships: 2000, 2009, 2017-18
2021 Results: 61-67, 5th AAA-E Southeast

INDIANAPOLIS RECORDS VS. MEMPHIS

2021 HEAD-TO-HEAD RESULTS (INDIANS WON SERIES, 5-1)

Date	Site	W/L	Score	Date	Site	W/L	Score
6/15	IND	W	6-1	6/18	IND	L	10-1
6/16	IND	W	6-1	6/19	IND	W	11-5
6/17	IND	W	3-2 (11)	6/20	IND	W	8-7 (11)

YEAR-BY-YEAR SERIES RESULTS (SINCE 2021)

Year	Home	Road	Totals
2021	5-1	0-0	5-1

SERIES FACTS

Record Since 2021.....	5-1 (.833)
At Indianapolis.....	5-1 (.833)
At Memphis.....	0-0 (.000)
Margin of Victory.....	6 runs (6/19/21 @ IND, 11-5)
Margin of Defeat.....	9 runs (6/18/21 @ IND, 10-1)
Indians Sweeps (4+ Games).....	0
Bats Sweeps (4+ Games).....	0

2022 SCHEDULE

Date	Site
6/21-26	IND
8/9-14	MEM


First Horizon Park (2015)
10,000 capacity
LF-330, CF-403, RF-310



19 Junior Gillan Way
Nashville, TN 37219
Phone: (615) 690-4487
NashvilleSounds.com
@NashvilleSounds

General Manager & Chief Operating Officer.....Adam English
Director of Communications.....Chad Seely, (615) 515-1107
Contact Emailchads@nashvillesounds.com

Broadcaster.....Jeff Hem
Home Radio Station.....ESPN 94.9



Rick Sweet

*managed Nashville in 2014

FIELD MANAGER

Rick Sweet since 2021
3rd season, NAS*147-125 (.540)
22st season, Triple-A1,526-1,357 (.529)

COACHING STAFF

Pitching Coach.....Jeremy Accardo
Hitting Coach.....Al LeBoeuf
Coach.....Ned Yost IV
Development CoachSean Isaac

AFFILIATE OF THE MILWAUKEE BREWERS SINCE 2021

TOP 10 PROSPECTS (BASEBALL AMERICA)

1. Aaron Ashby..... LHP
2. Brice Turang..... SS
3. Sal Frelick..... OF
4. Garrett Mitchell..... OF
5. Tyler Black..... 2B
6. Hedbert Perez..... OF
7. Jeferson Quero..... C
8. Joey Wiemer..... OF
9. Ethan Small..... LHP
10. Jackson Chourio..... OF

IN BASEBALL AMERICA'S TOP 100

Aaron Ashby.....No. 37

INTERNATIONAL LEAGUE WEST DIVISION

2nd season in International League
3 League Championships: 1979, 1982, 2005
2021 Results: 70-58, 4th AAA-E Southeast

INDIANAPOLIS RECORDS VS. NASHVILLE

2021 HEAD-TO-HEAD RESULTS (INDIANS SPLIT SERIES, 5-5)

Date	Site	W/L	Score	Date	Site	W/L	Score
6/8	NAS	W	6-1	9/29	IND	W	5-4 (10)
6/9	NAS	L	9-4	9/30	IND	L	8-3
6/10	NAS	L	6-3	10/1	IND	W	7-2
6/11	NAS	L	14-1	10/3	IND	L	8-3
6/12	NAS	W	8-1				
6/13	NAS	W	7-4				

YEAR-BY-YEAR SERIES RESULTS (SINCE 1985)

Year	Home	Road	Totals	Year	Home	Road	Totals	Year	Home	Road	Totals
1985	8-5	4-9	12-14	1990	2-7	4-5	6-12	1995	5-7	9-3	14-10
1986	9-4	5-8	14-12	1991	6-3	6-3	12-6	1996	8-4	6-6	14-10
1987	4-6	7-3	11-9	1992	7-4	7-6	14-10	1997	7-5	6-6	13-11
1988	6-3	1-8	7-11	1993	5-6	1-11	6-17	2021	2-2	3-3	5-5
1989	4-5	6-3	10-8	1994	8-4	7-5	15-9				

SERIES FACTS

Record Since 1985 153-144 (.515)
At Indianapolis..... 81-65 (.555)
At Nashville..... 72-79 (.477)
Margin of Victory..... 13 runs (8/2/95 @ IND, 17-4)
Margin of Defeat 13 runs (6/11/21 @ NAS, 14-1)
Indians Sweeps (4+ Games) 3 (MR: 7/3-6 [2], 1995 at NAS)
Sounds Sweeps (4+ Games) 2 (MR: 6/10-13 [2], 1993 @ NAS)

2022 SCHEDULE

Date **Site**
6/28-7/3 NAS

Harbor Park (1993)
11,856 capacity
LF-333, CF-400, RF-318



150 Park Avenue
Norfolk, VA 23510
Phone: (757) 622-2222
NorfolkTides.com
@NorfolkTides

President..... Ken Young
General Manager..... Joe Gregory
Director of Communications..... John Stanley, (518) 514-8674
Contact Email..... jstanley@norfolktides.com

Broadcaster..... Pete Michaud
Home Radio Station..... ESPN 94.1 FM-WVSP



Buck Britton

FIELD MANAGER

Buck Britton..... since 2022
1st season, NOR..... N/A
1st season, Triple-A..... N/A

COACHING STAFF

Pitching Coach..... Justin Ramsey
Hitting Coach..... Tim Gibbons
Fundamentals Coach..... Ramon Sambo
Development Coach..... Joshua Rodrigues

INTERNATIONAL LEAGUE EAST DIVISION

53rd season in International League
5 League Championships: 1972, 1975, 1982-83, 1985
2021 Results: 52-78, 6th AAA-E Southeast

INDIANAPOLIS RECORDS VS. NORFOLK

2019 HEAD-TO-HEAD RESULTS (INDIANS SPLIT SERIES, 3-3)

Date	Site	W/L	Score	Date	Site	W/L	Score
5/17	IND	W	6-5	8/6	NOR	L	8-1
5/18	IND	W	7-1	8/8 (1)	NOR	L	3-2 (7)
5/19	IND	L	8-4	8/8 (2)	NOR	W	3-2 (7)

YEAR-BY-YEAR SERIES RESULTS (SINCE 1988)

Year	Home	Road	Totals	Year	Home	Road	Totals	Year	Home	Road	Totals
1988	2-0	2-1	4-1	2003	3-3	3-3	6-6	2012	3-1	2-2	5-3
1989	2-1	0-2	2-3	2004	4-3	3-2	7-5	2013	3-1	4-0	7-1
1990	2-0	1-2	3-2	2005	3-3	2-4	5-7	2014	2-2	2-2	4-4
1991	2-1	0-1	2-2	2006	4-2	2-2	6-4	2015	3-3	3-0	6-3
1998	2-4	3-3	5-7	2007	2-4	5-0	7-4	2016	3-3	0-2	3-5
1999	2-5	1-4	3-9	2008	4-0	3-1	7-1	2017	3-1	3-0	6-1
2000	3-3	5-1	8-4	2009	3-1	2-2	5-3	2018	3-0	2-1	5-1
2001	4-2	2-4	6-6	2010	2-2	1-3	3-5	2019	2-1	1-2	3-3
2002	0-6	2-4	2-10	2011	2-2	2-2	4-4				

SERIES FACTS

Record Since 1988..... 124-104 (.544)
At Indianapolis..... 68-54 (.557)
At Norfolk..... 56-50 (.528)
Margin of Victory..... 12 runs (7/6/91 @ IND, 12-0)
Margin of Defeat..... 10 runs (2x, MR: 4/15/05 @ NOR, 11-1)
Indians Sweeps (4+ Games)..... 4 (MR: 6/17-20, 2013 @ NOR)
Tides Sweeps (4+ Games)..... 1 (6/18-21, 2002 @ IND)

AFFILIATE OF THE BALTIMORE ORIOLES SINCE 2007

TOP 10 PROSPECTS (BASEBALL AMERICA)

1. Adley Rutschman..... C
2. Grayson Rodriguez..... RHP
3. DL Hall..... LHP
4. Gunnar Henderson..... SS/3B
5. Colton Cowser..... OF
6. Jordan Westburg..... SS/3B
7. Kyle Stowers..... OF
8. Heston Kjerstad..... OF
9. Kyle Bradish..... RHP
10. Coby Mayo..... 3B

IN BASEBALL AMERICA'S TOP 100

- Adley Rutschman..... No. 1
Grayson Rodriguez..... No. 6
DL Hall..... No. 52
Gunnar Henderson..... No. 57
Colton Cowser..... No. 98

2022 SCHEDULE

Date	Site
	N/A

Werner Park (2011)
9,023 capacity
LF-310, CF-402, RF-315



12356 Ballpark Way
Papillion, NE 68046
Phone: (402) 738-5100
OmahaStormChasers.com
@OMASstormChasers

President..... Martie Cordaro
General Manager..... Laurie Schlender
Media and Public Relations Manager..... Justin Rolfe, (402) 738-5106
Contact Email..... justinr@omahastormchasers.com

Broadcaster..... Jake Eisenberg
Home Radio Station..... 1180 The Zone



Scott Thorman

FIELD MANAGER

Scott Thorman..... since 2022
1st season, OMA..... N/A
1st season, Triple-A..... N/A

COACHING STAFF

Pitching Coach..... Dane Johnson
Hitting Coach..... Brian Buchanan
Bench Coach..... Tommy Shields
Asst. Hitting Coach..... Ryan Powers

INTERNATIONAL LEAGUE WEST DIVISION

2nd season in International League
7 League Championships: 1969-70, 1978, 1990, 2011, 2013-14
2021 Results: 73-56, 2nd AAA-E Midwest

INDIANAPOLIS RECORDS VS. OMAHA

2021 HEAD-TO-HEAD RESULTS (INDIANS LOST SERIES, 5-12)

Date	Site	W/L	Score	Date	Site	W/L	Score	Date	Site	W/L	Score
5/25	OMA	L	3-1	7/13	IND	W	3-2	9/22	OMA	L	4-3
5/26	OMA	L	10-7	7/14	IND	L	6-5 (12)	9/23	OMA	L	5-2
5/27	OMA	L	6-5	7/15	IND	W	4-3 (5)	9/24	OMA	W	9-8
5/28	OMA	L	3-0	7/17 (1)	IND	L	2-1 (7)	9/25	OMA	L	12-3
5/29	OMA	L	6-2	7/17 (2)	IND	L	4-3 (7)	9/26	OMA	W	17-12
5/30	OMA	L	7-2	7/18	IND	W	12-5				

YEAR-BY-YEAR SERIES RESULTS (SINCE 1988)

Year	Home	Road	Totals	Year	Home	Road	Totals	Year	Home	Road	Totals
1988	5-1	0-6	5-7	1992	8-1	4-5	12-6	1996	4-5	2-7	6-12
1989	6-0	4-2	10-2	1993	4-5	4-5	8-10	1997	7-2	8-1	15-3
1990	4-2	2-4	6-6	1994	8-1	5-4	13-5	2021	3-3	2-9	5-12
1991	2-4	1-5	3-9	1995	7-2	2-7	9-9				

SERIES FACTS

All-Time Record (per Omaha records).....285-277 (.507)
Record Since 1988 (per Indianapolis records).....92-81 (.532)
At Indianapolis.....58-26 (.690)
At Omaha.....34-55 (.382)

Margin of Victory.....15 runs (8/15/88 @ IND, 15-0)
Margin of Defeat.....12 runs (5/21/95 @ OMA, 14-2)

Indians Sweeps (4+ Games).....1 (8/1-4, 1997 @ OMA)
Storm Chasers Sweeps (4+ Games).....2 (MR: 5/25-30 @ OMA, 6 games)

2022 SCHEDULE

Date	Site
4/5-10	IND
5/31-6/5	OMA
9/6-11	OMA

AFFILIATE OF THE KANSAS CITY ROYALS SINCE 1969

TOP 10 PROSPECTS (BASEBALL AMERICA)

1. Bobby Witt Jr. SS
2. Asa Lacy..... LHP
3. MJ Melendez..... C
4. Nick Pratto..... 1B
5. Jackson Kowar..... RHP
6. Kyle Isbel..... OF
7. Frank Mozzicato..... LHP
8. Ben Kudrna..... RHP
9. Jonathan Bowlan..... RHP
10. Vinnie Pasquantino..... 1B

IN BASEBALL AMERICA'S TOP 100

- Bobby Witt Jr.No. 3
MJ Melendez.....No. 42
Nick Pratto.....No. 43

Frontier Field (1997)
10,840 capacity
LF-335, CF-402, RF-325



One Morrie Silver Way
Rochester, NY 14608
Phone: (585) 454-1001
RedWingsBaseball.com
@RocRedWings

President, CEO & COO Naomi Silver
General Manager Dan Mason
Director of Communications Morrie Silver, (585) 729-8681
Contact Email msilver@redwingsbaseball.com

Broadcaster Josh Whetzel
Home Radio Station Fox Sports 1280-WHTK



Matthew LeCroy

FIELD MANAGER

Matthew LeCroy since 2021
2nd season, ROC 49-77 (.389)
2nd season, Triple-A 49-77 (.389)

COACHING STAFF

Pitching Coach Rafael Chaves
Hitting Coach Brian Daubach
Development Coach Billy McMillon

AFFILIATE OF THE WASHINGTON NATIONALS SINCE 2021

TOP 10 PROSPECTS (BASEBALL AMERICA)

1. Keibert Ruiz C
2. Cade Cavalli RHP
3. Brady House SS
4. Yasel Antuna OF
5. Andry Lara RHP
6. Cole Henry RHP
7. Joan Adon RHP
8. Gerardo Carrillo RHP
9. Jackson Rutledge RHP
10. Armando Cruz SS

IN BASEBALL AMERICA'S TOP 100

- Keibert Ruiz No. 11
Cade Cavalli No. 27
Brady House No. 59

INTERNATIONAL LEAGUE EAST DIVISION

134th season in International League
10 League Championships: 1939, 1952, 1955-56, 1964, 1971, 1974, 1988,
1990, 1997

2021 Results: 49-77, 6th AAA-E Northeast

INDIANAPOLIS RECORDS VS. ROCHESTER

2019 HEAD-TO-HEAD RESULTS (INDIANS SPLIT SERIES, 3-3)

Date	Site	W/L	Score	Date	Site	W/L	Score
7/26	ROC	L	4-1	8/13	IND	W	6-3
7/27	ROC	W	7-6 (10)	8/14	IND	W	5-3
7/28	ROC	L	6-5	8/15	IND	L	7-3

YEAR-BY-YEAR SERIES RESULTS (SINCE 1988)

Year	Home	Road	Totals	Year	Home	Road	Totals	Year	Home	Road	Totals
1988	1-2	1-1	2-3	2003	1-3	1-3	2-6	2012	3-1	1-3	4-4
1989	1-1	2-1	3-2	2004	2-2	1-3	3-5	2013	2-2	4-0	6-2
1990	0-3	0-2	0-5	2005	1-3	3-1	4-4	2014	2-2	1-3	3-5
1991	1-1	1-2	2-3	2006	3-1	1-3	4-4	2015	2-1	3-0	5-1
1998	3-1	1-3	4-4	2007	3-1	1-3	4-4	2016	2-2	2-1	4-3
1999	4-0	3-1	7-1	2008	2-2	1-3	3-5	2017	2-2	2-2	4-4
2000	0-4	2-2	2-6	2009	2-2	2-2	4-4	2018	2-1	3-0	5-1
2001	1-3	2-2	3-5	2010	3-1	2-2	5-3	2019	2-1	1-2	3-3
2002	2-2	0-4	2-6	2011	3-1	2-2	5-3				

SERIES FACTS

Record Since 1988 93-96 (.492)
At Indianapolis 50-45 (.526)
At Rochester 43-51 (.457)
Margin of Victory 16 runs (6/11/12 @ IND, 16-0)
Margin of Defeat 13 runs (7/20/98 @ ROC, 20-7)
Indians Sweeps (4+ Games) 2 (MR: 8/22-25, 2013 @ ROC)
Red Wings Sweeps (4+ Games) 2 (MR: 4/25-28, 2002 @ ROC)

2022 SCHEDULE

Date **Site**
8/23-28 IND

SCRANTON / WILKES-BARRE RAILRIDERS

PNC Field (1989 open, 2013 rebuilt)
10,000 capacity
LF-326, CF-408, RF-330



235 Montage Mountain Rd.
Moosic, PA 18507
Phone: (570) 969-2255
SWBRailRiders.com
@swbrailriders

President..... John Adams
General Manager..... Katie Beekman
Director of Communications/Broadcaster..... Adam Marco, (570) 558-4637
Contact Email..... amarco@swbrailriders.com

Broadcasters..... Adam Marco, Steve Granado
Home Radio Station..... 1400 FM, 1440 AM; 93.5, 106.7 & 107.9 FM



Doug Davis

FIELD MANAGER

Doug Davis..... since 2020
2nd season, SWB 75-52 (.591)
4th season, Triple-A 208-205 (.504)

COACHING STAFF

Pitching Coach.....Graham Johnson
Hitting Coach.....Trevor Amicone
Coaches.....Lino Diaz, Raul Dominguez

AFFILIATE OF THE NEW YORK YANKEES SINCE 2007

TOP 10 PROSPECTS (BASEBALL AMERICA)

1. Anthony Volpe..... SS
2. Oswald Peraza..... SS
3. Jasson Dominguez..... OF
4. Luis Gil..... RHP
5. Austin Wells..... C
6. Hayden Wesneski..... RHP
7. Trey Sweeney..... SS
8. Oswaldo Cabrera..... 2B/3B
9. Luis Medina..... RHP
10. Ken Waldichuk..... LHP

IN BASEBALL AMERICA'S TOP 100

- Anthony Volpe.....No. 10
Oswald PerazaNo. 55
Jasson Dominguez.....No. 87

INTERNATIONAL LEAGUE EAST DIVISION

33rd season in International League
2 League Championships: 2008, 2016
2021 Results: 75-52, 2nd AAA-E Northeast

INDIANAPOLIS RECORDS VS. SCRANTON/WILKES-BARRE

2019 HEAD-TO-HEAD RESULTS (INDIANS SPLIT SERIES, 3-3)

Date	Site	W/L	Score	Date	Site	W/L	Score
5/7	SWB	L	3-1	5/14	IND	W	4-2
5/8	SWB	L	5-4	5/15	IND	W	6-5
5/9	SWB	W	4-2	5/16	IND	L	7-4

YEAR-BY-YEAR SERIES RESULTS (SINCE 1989)

Year	Home	Road	Totals	Year	Home	Road	Totals	Year	Home	Road	Totals
1989	3-0	0-3	3-3	2004	0-4	1-3	1-7	2013	3-1	3-1	6-2
1990	1-2	2-1	3-3	2005	3-1	2-2	5-3	2014	2-2	0-4	2-6
1991	2-0	2-1	4-1	2006	2-2	2-2	4-4	2015	2-2	1-2	3-4
1998	2-2	3-1	5-3	2007	0-4	2-2	2-6	2016	1-2	0-3	1-5
1999	2-2	4-0	6-2	2008	1-3	2-2	3-5	2017	1-2	1-2	2-4
2000	3-1	1-3	4-4	2009	1-3	2-1	3-4	2018	2-1	1-2	3-3
2001	2-2	1-3	3-5	2010	1-3	0-4	1-7	2019	2-1	1-2	3-3
2002	2-2	3-1	5-3	2011	2-2	2-2	4-4				
2003	1-3	2-2	3-5	2012	3-1	3-1	6-2				

SERIES FACTS

Record Since 1989 85-98 (.464)
At Indianapolis..... 44-48 (.478)
At Scranton/Wilkes-Barre 41-50 (.451)

Margin of Victory..... 12 runs (8/2/12 @ SWB, 13-1)
Margin of Defeat 13 runs (7/28/01 @ SWB, 15-2)

Indians Sweeps (4+ Games) 1 (5/24-27, 1999 @ SWB)
RailRiders Sweeps (4+ Games)..... 4 (MR: 5/5-8, 2014 @ SWB)

2022 SCHEDULE

Date **Site**
N/A

CHS Field (2015)
7,210 capacity
LF-330, CF-405, RF-320



360 Broadway St.
St. Paul, MN 55101
Phone: (651) 644-3517
SaintsBaseball.com
@StPaulSaints

Executive Vice President / General Manager..... Derek Sharrer
VP, Director of Broadcasting / Media Relations ... Sean Aronson, (651) 288-9882
Contact Email saronson@saintsbasketball.com

Broadcaster..... Sean Aronson, J.W. Cox
Home Radio Station..... KFAN Plus 96.7 FM



Toby Gardenhire

FIELD MANAGER

Toby Gardenhire since 2021
2nd season, STP..... 67-63 (.515)
2nd season, Triple-A 67-63 (.515)

COACHING STAFF

Pitching Coaches ... Cibney Bellow, Virgil Vasquez
Hitting Coach Ryan Smith
Defensive Coach Tyler Smarslok

INTERNATIONAL LEAGUE WEST DIVISION

2nd season in International League
11 League Championships: 1919-20, 1922, 1924, 1931, 1948, 1993,
1995-96, 2004, 2019
2021 Results: 67-63, 3rd AAA-E Midwest

AFFILIATE OF THE MINNESOTA TWINS SINCE 2021

TOP 10 PROSPECTS (BASEBALL AMERICA)

1. Austin Martin OF/SS
2. Royce Lewis SS
3. Jordan Balazovic RHP
4. Joe Ryan RHP
5. Jose Miranda 2B/3B
6. Josh Winder RHP
7. Simeon Woods-Richardson RHP
8. Matt Canterino RHP
9. Jhoan Duran RHP
10. Emmanuel Rodriguez OF

IN BASEBALL AMERICA'S TOP 100

- Austin Martin No. 47
Royce Lewis No. 82
Jordan Balazovic No. 85
Joe Ryan No. 86
Jose Miranda No. 90

INDIANAPOLIS RECORDS VS. ST. PAUL

2021 HEAD-TO-HEAD RESULTS (INDIANS SPLIT SERIES, 12-12)

Date	Site	W/L	Score	Date	Site	W/L	Score	Date	Site	W/L	Score
5/18	STP	W	7-3	7/30	STP	W	8-4	9/14	IND	L	13-4
5/19-20	STP	L	3-2	7/31	STP	W	6-5	9/15	IND	L	3-2
5/20	STP	W	7-3	8/1	STP	W	12-5	9/16	IND	L	8-0
5/21	STP	W	6-4 (10)	8/10	IND	W	9-8	9/17	IND	W	2-0
5/22	STP	W	5-1	8/11	IND	L	11-9 (11)	9/18	IND	W	9-5
5/23	STP	L	5-4	8/12	IND	L	3-2	9/19	IND	W	10-3
7/27	STP	L	16-1	8/13	IND	L	7-5				
7/28	STP	L	10-5	8/14	IND	W	7-4				
7/29	STP	L	3-2 (10)	8/15	IND	L	8-0				

YEAR-BY-YEAR SERIES RESULTS (SINCE 1938)

Year	Home	Road	Totals	Year	Home	Road	Totals	Year	Home	Road	Totals
1938	5-6	4-7	9-13	1947	4-7	7-3	11-10	1956	8-3	7-5	15-8
1939	5-5	4-8	9-13	1948	11-0	6-5	17-5	1957	6-5	5-6	11-11
1940	4-7	1-6	5-13	1949	6-5	5-6	11-11	1958	5-6	4-7	9-13
1941	7-3	5-4	12-7	1950	4-5	3-8	7-13	1959	4-5	6-3	10-8
1942	6-6	9-1	15-7	1951*	8-4	3-8	11-12	1960	3-8	4-7	7-15
1943	8-3	5-6	13-9	1952*	5-5	6-6	11-11	2021	5-7	7-5	12-12
1944*	2-9	4-7	6-16	1953*	3-7	8-5	11-12	* records incomplete			
1945*	9-2	1-8	10-10	1954	6-5	4-7	10-12				
1946*	6-5	5-6	11-11	1955*	6-5	3-7	9-12				

SERIES FACTS*

Record Since 1938	252-264 (.488)
At Indianapolis	136-123 (.525)
At St. Paul	116-141 (.451)
Margin of Victory	17 runs (7/7/43 [1] @ IND, 18-1)
Margin of Defeat	15 runs (2x, MR: 7/27/21 @ STP, 16-1)
Indians Sweeps (4+ Games)	3 (MR: 8/16 [1]-19 [2], 1956 @ STP, 7 games)
Saints Sweeps (4+ Games)	4 (MR: 6/15-17 [2], 1956 @ STP)

2022 SCHEDULE

Date	Site
4/12-17	STP
5/24-29	STP
7/22-24	IND
9/19-24	IND

SYRACUSE METS

NBT Bank Stadium (1997)
10,815 capacity
LF-330, CF-400, RF-330



One Tex Simone Drive
Syracuse, NY 13208
Phone: (315) 474-7833
SyracuseMets.com
@SyracuseMets

General Manager..... Jason Smorol
Director of Broadcasting & Media Relations ... Michael Tricarico, (315) 474-7833
Contact Email mtricarico@syracusemets.com

Broadcaster..... Evan Stockton, Michael Tricarico
Home Radio Station..... The Score 1260 AM-WSKO



Kevin Boles

FIELD MANAGER

Kevin Boles since 2022
1st season, SYR N/A
6th season, Triple-A 345-366 (.485)

COACHING STAFF

Pitching Coach..... Steve Schrenk
Hitting Coach..... Joel Chimelis
Bench Coach..... Jay Pecci

INTERNATIONAL LEAGUE EAST DIVISION

107th season in International League
10 League Championships: 1888, 1904, 1916, 1935, 1942-43, 1947, 1954, 1970, 1976
2021 Results: 50-75, 5th AAA-E Northeast

INDIANAPOLIS RECORDS VS. SYRACUSE

2019 HEAD-TO-HEAD RESULTS (INDIANS LOST SERIES, 3-4)

Date	Site	W/L	Score	Date	Site	W/L	Score
7/15	IND	L	20-1	7/23	SYR	W	7-6
7/16	IND	L	5-2	7/24	SYR	W	1-0
7/17	IND	L	15-5	7/25	SYR	L	3-2
7/18	IND	W	9-1				

YEAR-BY-YEAR SERIES RESULTS (SINCE 1988)

Year	Home	Road	Totals	Year	Home	Road	Totals	Year	Home	Road	Totals
1988	2-0	3-0	5-0	2003	2-2	4-0	6-2	2012	3-1	3-1	6-2
1989	1-2	1-2	2-4	2004	2-2	1-3	3-5	2013	0-4	1-3	1-7
1990	2-1	1-2	3-3	2005	3-1	2-2	5-3	2014	3-1	1-3	4-4
1991	2-1	1-1	3-2	2006	1-3	4-0	5-3	2015	3-0	2-1	5-1
1998	3-1	1-3	4-4	2007	2-2	2-2	4-4	2016	2-1	2-2	4-3
1999	3-1	2-2	5-3	2008	1-3	3-1	4-4	2017	4-0	1-2	5-2
2000	1-3	1-3	2-6	2009	3-1	2-2	5-3	2018	2-1	1-2	3-3
2001	3-1	2-2	5-3	2010	2-2	3-1	5-3	2019	1-3	2-1	3-4
2002	0-4	0-4	0-8	2011	3-1	2-2	5-3				

SERIES FACTS

Record Since 1988 102-89 (.534)
At Indianapolis..... 54-42 (.563)
At Syracuse 48-47 (.505)
Margin of Victory 14 runs (5/30/06 @ SYR, 16-2)
Margin of Defeat 19 runs (7/15/19 @ IND, 20-1)
Indians Sweeps (4+ Games) 3 (MR: 8/10-13, 2017 @ IND)
Mets Sweeps (4+ Games) 3 (MR: 7/26-29, 2013 @ IND)

AFFILIATE OF THE NEW YORK METS SINCE 2019

TOP 10 PROSPECTS (BASEBALL AMERICA)

- Francisco Alvarez C
- Brett Baty..... 3B/OF
- Ronny Mauricio SS
- Mark Vientos 3B/OF
- Matt Allan RHP
- Alex Ramirez OF
- Khalil Lee OF
- Joel Diaz RHP
- Calvin Ziegler..... RHP
- Jose Butto RHP

IN BASEBALL AMERICA'S TOP 100

- Francisco Alvarez No. 13
Brett Baty..... No. 39
Ronny Mauricio No. 92

2022 SCHEDULE

Date	Site
	N/A

Fifth Third Field (2002)
10,300 capacity
LF-320, CF-400, RF-320



406 Washington Street
Toledo, OH 43604
Phone: (419) 725-4367
MudHens.com
@MudHens

President & CEO.....Joe Napoli
Executive VP & General Manager.....Erik Ibsen
Social Media Coordinator.....Amanda Jerzykowski
Contact Emailajerzykowski@mudhens.com

Broadcaster.....Jim Weber (IL HOF), Matt Melzak
Home Radio Station.....Fox Sports 1230



Lloyd McClendon

FIELD MANAGER

Lloyd McClendon since 2022
1st season, TOL..... N/A
1st season, Triple-A N/A

COACHING STAFF

Pitching Coach.....Doug Bochtler
Hitting Coach.....Adam Melhuse
Bench Coach.....Tony Cappuccilli

INTERNATIONAL LEAGUE WEST DIVISION

58th season in International League
5 League Championships: 1897, 1927, 1967, 2005-06
2021 Results: 74-56, 1st AAA-E Midwest

INDIANAPOLIS RECORDS VS. TOLEDO

2021 HEAD-TO-HEAD RESULTS (INDIANS SPLIT SERIES, 9-9)

Date	Site	W/L	Score	Date	Site	W/L	Score	Date	Site	W/L	Score
5/11	IND	W	4-3	7/20	IND	W	12-11 (10)	8/17	TOL	L	7-1
5/12	IND	W	5-3	7/21	IND	L	11-5	8/18	TOL	L	6-0
5/13	IND	L	6-5	7/22	IND	L	7-2	8/19	TOL	L	5-2
5/14	IND	W	6-2	7/23	IND	W	2-1	8/20	TOL	W	5-0
5/15	IND	W	5-4	7/24	IND	L	6-4	8/21	TOL	W	5-4
5/16	IND	W	6-5	7/25	IND	L	7-3	8/22	TOL	L	9-8

YEAR-BY-YEAR SERIES RESULTS (SINCE 1988)

Year	Home	Road	Totals	Year	Home	Road	Totals	Year	Home	Road	Totals
1988	2-1	2-0	4-1	2003	4-4	3-4	7-8	2012	7-3	7-4	14-7
1989	0-2	1-2	1-4	2004	6-2	6-2	12-4	2013	8-3	7-3	15-6
1990	3-0	0-3	3-3	2005	5-3	3-5	8-8	2014	5-6	5-5	10-11
1991	1-1	2-1	3-2	2006	4-4	2-6	6-10	2015	6-5	8-4	14-9
1998	6-2	4-4	10-6	2007	4-4	1-7	5-11	2016	5-7	7-5	12-12
1999	7-1	3-5	10-6	2008	5-6	4-6	9-12	2017	9-4	4-8	13-12
2000	5-3	5-3	10-6	2009	5-6	6-4	11-10	2018	7-7	7-3	14-10
2001	7-1	2-6	9-7	2010	6-4	5-6	11-10	2019	6-6	7-6	13-12
2002	6-2	3-5	9-7	2011	6-5	6-4	12-9	2021	7-5	2-4	9-9

SERIES FACTS

Record Since 1988254-212 (.545)
At Indianapolis.....142-97 (.594)
At Toledo.....112-115 (.493)
Margin of Victory12 runs (3x, MR: 6/27/10 @ IND, 15-3)
Margin of Defeat11 runs (2x, MR: 8/13/14 @ TOL, 11-0)
Indians Sweeps (4+ Games)3 (MR: 5/19-21, 2017 @ IND)
Mud Hens Sweeps (4+ Games)1 (6/22-25, 2007 @ TOL)

2022 SCHEDULE

Date	Site
5/17-22	IND
7/26-31	TOL
9/13-18	IND

AFFILIATE OF THE DETROIT TIGERS SINCE 1987

TOP 10 PROSPECTS (BASEBALL AMERICA)

- Riley GreeneOF
- Spencer Torkelson1B/3B
- Jackson JobeRHP
- Dillon DinglerC
- Gage WorkmanSS
- Ty MaddenRHP
- Ryan KreidlerSS
- Roberto Campos.....OF
- Joey WentzLHP
- Izaac PachecoSS

IN BASEBALL AMERICA'S TOP 100

- Riley GreeneNo. 4
Spencer TorkelsonNo. 5
Jackson JobeNo. 79

WORCESTER WOOSOX

Polar Park (2021)
9,508 capacity
LF-329, CF-402, RF-320



100 Madison Street
Worcester, MA 01610
Phone: (508) 500-8888
WooSox.com
@WooSox

Executive Vice President/General Manager..... Dan Rea III
Sr. VP, Communications..... Bill Wanless, (401) 265-8153
Contact Email bwanless@woosox.com

Broadcasters..... Jim Cain
Home Radio Station..... NASH Icon 98.9 FM, 100.1 FM The Pike



Chad Tracy

FIELD MANAGER

Chad Tracy since 2022
1st season, WOR N/A
1st season, Triple-A N/A

COACHING STAFF

Pitching Coach..... Paul Abbott
Hitting Coach..... Rich Gedman
Asst. Hitting Coach..... Mike Montville
Coach..... Jose Flores

INTERNATIONAL LEAGUE EAST DIVISION

2nd season in International League
0 League Championships
2021 Results: 74-54, 3rd AAA-E Northeast

AFFILIATE OF THE BOSTON RED SOX SINCE 1973*

TOP 10 PROSPECTS (BASEBALL AMERICA)

1. Marcelo Mayer..... SS
2. Triston Casas 1B
3. Nick Yorke 2B
4. Jarren Duran OF
5. Brayan Bello..... RHP
6. Jeter Downs..... 2B/SS
7. Blaze Jordan..... 1B
8. Bryan Mata RHP
9. Josh Winckowski..... RHP
10. Jay Groomer..... LHP

IN BASEBALL AMERICA'S TOP 100

- Marcelo Mayer No. 15
Triston Casas No. 19
Nick Yorke No. 31
Jarren Duran No. 91

INDIANAPOLIS RECORDS VS. PAWTUCKET

2019 HEAD-TO-HEAD RESULTS (INDIANS SPLIT SERIES, 3-3)

Date	Site	W/L	Score	Date	Site	W/L	Score
6/14	IND	L	4-2	6/21	PAW	W	4-3
6/16 (1)	IND	W	5-3 (7)	6/22	PAW	L	3-0
6/16 (2)	IND	L	8-0 (7)	6/23	PAW	W	4-3

YEAR-BY-YEAR SERIES RESULTS (SINCE 1988)

Year	Home	Road	Totals	Year	Home	Road	Totals	Year	Home	Road	Totals
1988	1-1	2-1	3-2	2003	2-2	4-0	6-2	2012	2-2	1-3	3-5
1989	1-2	0-2	1-4	2004	0-4	2-2	2-6	2013	2-2	2-2	4-4
1990	1-2	2-1	3-3	2005	4-0	2-2	6-2	2014	3-1	2-2	5-3
1991	0-3	1-1	1-4	2006	1-3	2-2	3-5	2015	1-2	1-2	2-4
1998	3-1	2-2	5-3	2007	3-1	3-1	6-2	2016	3-0	2-1	5-1
1999	1-3	1-3	2-6	2008	2-2	2-2	4-4	2017	2-1	1-2	3-3
2000	2-2	1-3	3-5	2009	2-2	3-1	5-3	2018	0-3	2-1	2-4
2001	0-4	1-3	1-7	2010	4-0	3-1	7-1	2019	1-2	2-1	3-3
2002	3-1	2-2	5-3	2011	2-2	3-1	5-3	*moved from Pawtucket to Worcester in 2021			

SERIES FACTS

Record Since 1988 95-92 (.508)
At Indianapolis..... 46-48 (.489)
At Pawtucket..... 49-44 (.527)

Margin of Victory 12 runs (5/19/98 @ PAW, 18-6)
Margin of Defeat 12 runs (4/18/08 @ IND, 17-5)

Indians Sweeps (4+ Games) 3 (MR: 6/8-11, 2010 @ IND)
PawSox Sweeps (4+ Games) 2 (MR: 7/15-18, 2004 @ IND)

2022 SCHEDULE

Date **Site**
N/A



2021 REVIEW

SEASON IN REVIEW: One year off an unprecedented summer without baseball in the Circle City, the Indianapolis Indians returned to Victory Field to face a new slate of opponents, some who they hadn't seen since 1997 and the American Association era. The Indians finished the season at 61-67 in fourth place of their new seven-team Triple-A East Midwest Division, 12 games behind the Toledo Mud Hens (74-56). Despite their second consecutive losing season, the Indians fared well against opponents above them within the division, going an even 500 against Toledo and St. Paul (3rd, 67-63). The sub-.500 mark was just the seventh in 16 seasons as Pittsburgh's Triple-A affiliate dating back to 2005, with the other losing campaigns coming from 2007-10, 2016 and again in 2019. At home, the Indians registered their 20th winning record in 25 seasons at Victory Field with a 34-30 mark. On July 1, the Indians were a season-high 11 games over .500 with a 16-5 record through the first 21 home games.

25 YEARS OF FANS AT THE VIC: Despite playing 20 games at reduced capacity due to Marion County Public Health Department COVID-19 guidelines, Victory Field ushered a total of 353,729 fans through the gates in 2021 – an average of 5,799 fans per game over 61 openings – to rank eighth among all 120 minor league teams. The Indians highest attended games came over the Fourth of July weekend (July 4, 10,869; July 2, 10,351) and a Saturday night doubleheader during Victory Field's 25th Anniversary Celebration Weekend (July 17, 9,531).

MR. WALK-OFF: Half of the Indians 10 walk-offs in 2021 – which tied a team high dating back to 2005 (also: 2015) – came off the bat of team MVP Christian Bethancourt. Bethancourt's five walk-off base knocks topped Yurendell De Castro (4, 2005) and Danny Ortiz (4, 2016) for the most by an Indians batter in a single season since '05. Three of those hits – all singles – led to multiple runs being scored and lifted the Indians to come-from-behind wins at Victory Field.

LEADING OFF: As a team, the Indians hit six leadoff home runs, which is the team's most in a single season since hitting six in 2009. Travis Swaggerty and Anthony Alford led the pack with two leadoff home runs apiece. They are now tied for the fourth-most leadoff dingers among Indians batters dating back to 2005, despite Swaggerty playing in just 12 games with the Indians before suffering a season-ending shoulder injury. Swaggerty's two leadoff homers came on Opening Day at Iowa – the first Opening Day leadoff home run in the Victory Field era – and Victory Field's home opener vs. Toledo. Alford's leadoff blasts came on June 13 at Nashville and June 16 vs. Memphis. Tucupita Marcano and Oneil Cruz also hit leadoff home runs over the course of the season, with Marcano and Cole Tucker going back-to-back to lead off Indy's Aug. 7 win at Iowa.

AUGUST 6-8 AT IOWA: The Indians combined for 13 home runs in three games from Aug. 6-8 at Iowa to set a Victory Field record for homers in that time span. The Indians began the streak with six home runs on Aug. 6, their most since tying a Victory Field era high with seven home runs on July 6, 2017 at Columbus. They followed with five home runs on Saturday night, marking the highest number of home runs in back-to-back games for the team dating back to 1996 when Victory Field opened. Eight different Indians batters launched home runs, with Anthony Alford, Hunter Owen, Cole Tucker, Michael Chavis and Bligh Madris each hitting two in the three-game span. Of Indianapolis' 33 runs scored in those 27 innings of baseball, 21 came via the long ball.

GOING YARD TWICE: The Indians had seven batters combine for 10 multi-home run games over the course of the season, which was the team's most since 2005 (also: 10). Will Craig, Cole Tucker and Hunter Owen each had a pair of multi-home run contests, and were joined by Anthony Alford, Rodolfo Castro, Christian Bethancourt and Mason Martin with one apiece. Three of the Indians two-homer contests came in a two-game span from Aug. 6-7 at Iowa (Alford, Owen, Tucker), when the team as a whole hit a combined 11 home runs in two days. In addition, Castro, Martin and Bethancourt each notched their multi-home games during the Homers that Help campaign of the Triple-A Final Stretch, a contest to hit the most home runs in the final 10 games among all 30 Triple-A teams.

WORKHORSES: Starting pitchers James Marvel and Beau Sulser each finished the season ranked in the top five among Triple-A East pitchers in games started (Sulser 24, 1st; Marvel 22, 2nd) and innings pitched (Marvel 131.2, 2nd; Sulser 122.2, 5th). It is just the second time in Victory Field history that two starting pitchers have ranked in the top five among league leaders in both those categories, following 2001 with Carlos Chantres (28 GS, 1st; 167.1ip, 4th) and Tim Harikkala (27 GS, 3rd; 172.0ip, 2nd). Marvel also finished the season ranked ninth among league leaders with a 5.26 ERA (77er) and 1.51 WHIP.

BRING EM UP: On Monday, Sept. 20, the Indianapolis Indians tallied 13 roster transactions as the Pittsburgh Pirates promoted six of their top 30 prospects (MLB Pipeline) and eight top players from Double-A Altoona to Indy. The headliners of the group included INF Oneil Cruz (MiLB No. 53, PIT No. 3), RHP Roansy Contreras (PIT No. 6), INF Mason Martin (No. 17), OF Cal Mitchell (No. 18), INF Rodolfo Castro (No. 25) and OF Caneen Smith-Njigba (No. 27), all of who made their Triple-A debuts in the first two games of the Triple-A Final Stretch at Omaha. Over the course of the season, 13 players who appeared in at least one game with the Indians were listed among Pittsburgh's top 30 prospects list, with seven of those making their Triple-A debuts in the final 10 games of the season (also: No. 10, RHP Carmen Mlodinski).

ROLLER COASTER LUMBER CO: The promotion of some of Pittsburgh's hard-hitting prospects from Altoona for the final 10 games of the Triple-A season boosted Indianapolis to a second-place finish in the Triple-A Final Stretch Homers that Help campaign. The Indians finished tied for second place behind the Omaha Storm Chasers (24) with 19 home runs over their final 10 games, raising \$950 for Indy RBI. Of the 19 home runs, 11 came off the bats of Oneil Cruz (5), Rodolfo Castro (3) and Mason Martin (3), all who made their Triple-A debuts on Sept. 22 at Omaha.

WEEKLY AWARDS: Rodolfo Castro was named the Indians only Triple-A East Player of the Week in 2021 after he hit three home runs in four games at Omaha from Sept. 22-26. The infielder was promoted to Indy from Altoona on Sept. 20 and made his Triple-A debut on Sept. 22. He started in four games during the five-game road trip and hit .471 (8-for-17) with two doubles, three home runs and seven RBI. His three home runs tied for first among league leaders for the week. He also ranked in the top five in slugging percentage (.221, 1.118), hits (T-2nd), extra-base hits (T-2nd, 5), batting average (.3rd), OPS (3rd, 1.618), total bases (3rd, 19), runs scored (T-3rd, 6), RBI (T-3rd) and doubles (T-4th).

MONTHLY AWARDS: The Indians selected five players of the month throughout the 2021 season, recognized from May through September. The winners and their monthly stats are listed below:

May – RHP Tyler Bashlor (8 games: 0-1, 1 SV, 0.00 ERA, 9.0 IP, 2 H, 1 R, 0 ER, 0 HR, 1 HBP, 5 BB, 12 K, 0.78 WHIP, .069 AVG)

June – OF Anthony Alford (18 games: .415 AVG, 22 H, 4 2B, 4 HR, 12 RBI, 17 BB/17 K, .563 OBP, .717 SLG, 1.280 OPS)

July – RHP Shea Spitzbarth (9 games: 0-1, 2.53 ERA, 10.2 IP, 8 H, 4 R, 3 ER, 2 HR, 1 HBP, 5 BB, 10 K, 1.22 WHIP, .205 AVG)

August – OF Bligh Madris (24 games: .261 AVG, 18 H, 7 2B, 4 HR, 15 RBI, 13 BB/15 K, .376 OBP, .536 SLG, .913 OPS)

September – INF Hunter Owen (19 games: .264 AVG, 19 H, 3 2B, 6 HR, 13 RBI, .556 SLG, .872 OPS)

MAJOR LEAGUE DEBUTS: The Indians sent six players to Pittsburgh for their major league debuts in 2021, three position players and three pitchers. The list of players, their debut performances and season totals for the Pirates are listed below:

UTIL Hunter Owen (5/5 at SD) – 0-for-2, 2 K, 1 HBP

OF Troy Stokes Jr. (5/9 at CHC) – 0-for-4

RHP Max Kranick (6/27 at STL) – W, 5.0ip, 3k

RHP Shea Spitzbarth (8/2 at MIL) – 1.1ip, 1b, 1bb

RHP Roansy Contreras (9/29 vs. CHC) – 3.0ip, 3k, 1bb, 4k

INF Oneil Cruz (10/2 vs. CIN) – 2-for-5, 1 RBI, 2 K

3 games: .000 AVG (0-for-4), 3 K, 1 HBP

8 games: .111 AVG (2-for-18), 1 2B, 2 RBI, 1 BB, 5 1 SB, 1 HBP

9 starts: 2-3, 6.28 ERA, 38.2 IP, 47 H, 28 R, 27 ER, 4 HR, 4 HBP, 39 BB, 32 K, 1.71 WHIP, .301 AVG

5 games: 0-0, 3.60 ERA, 5.0 IP, 4 H, 2 R, 2 ER, 1 HR, 1 HBP, 2 BB, 1 K, 1.20 WHIP, .211 AVG

1 start: 0-0, 0.00 ERA, 3.0 IP, 3 H, 1 BB, 4 K, 1.33 WHIP, .273 AVG

2 games: .333 AVG (3-for-9), 1 HR, 3 RBI, 4 K

CRUISING: Oneil Cruz's first stint in Triple-A was short-lived as he impressed his way to the big leagues on Oct. 2 after just six games. The 22-year-old, 6-foot-7 shortstop was promoted to Indianapolis from Altoona on Sept. 20 and homered in his second at-bat with the Indians two days later at Omaha. Rated by MLB Pipeline as the No. 53 prospect in Minor League Baseball and No. 3 among Pirates farmhands at the time of his Triple-A debut, Cruz homered in five of his six games in an Indianapolis jersey and compiled a .524 batting average (11-for-21), 1.286 slugging percentage and 1.941 OPS, all of which led Triple-A East batters during that time frame. On Sept. 30, his final game played with Indianapolis prior to being promoted, he became the first Indians batter since Adam Bovee in 2008 to homer in four consecutive games, a stretch that included a two-run, game-tying home run in the bottom of the ninth inning on Sept. 29 vs. Nashville.

MLB REHABS: The Indians had 11 different players appear for them on 12 separate major league rehab assignments from Pittsburgh over the course of the season. Each player and the dates they appeared on a rehab assignment with Indianapolis are listed below:

Position Players – INF Ke'Bryan Hayes (5/22-6/3), INF Phillip Evans (6/1-8), INF Colin Moran (6/1-6, 7/30-8/6), INF Erik Gonzalez (7/31-8/7), OF Ka'ai Tom (8/16-16), INF Michael Chavis (9/16-28)

Pitchers – LHP Austin Davis (5/18-6/6), RHP Chad Kuhl (5/19-31), RHP Luis Oviedo (7/4-23), LHP Steven Brault (7/17-8/4), LHP Sam Howard (8/17-28)

OPENING DAY: On May 4, the Indians won their first Opening Day contest since 2017 behind a stellar outing from RHP Chase De Jong and a Triple-A debut for the ages by Travis Swaggerty. Swaggerty opened the game with Indianapolis' first leadoff home run since May 21, 2019 at Louisville, and soon the pitching staff was working with an early 2-0 lead. De Jong stunned the I-Cubs offense, fanning a career-high 10 batters for the first time since 2015 and taking a no-hitter into the sixth inning. The Indians pitching staff combined for 15 strikeouts in the 3-0 win, with three bullpen arms combining for 3.0 hitless innings to keep the shutout intact. The outcome ahead: Indy's first Opening Day shutout since 1998 (3-0 vs. Toledo).

LAUNCHED AHEAD: Michael Chavis' two-run walk-off home run in the bottom of the ninth inning on Aug. 10 vs. St. Paul was the Indians first walk-off homer since July 30, 2019 when Will Craig hit a ninth-inning solo home run vs. Columbus. With the Indians down to their last out and facing a one-run deficit, Chavis' long ball was the fourth walk-off home run that turned a deficit into a victory dating back to 2005, and their first since Alan Hanson hit a grand slam on Aug. 15, 2016 vs. Louisville in a 5-2 win.

STREAKING: Bligh Madris' 26-game on-base streak from Aug. 27-Oct. 3 marked the longest by an Indians batter since Adam Frazier reached base safely in 29 consecutive games from May 9-June 8, 2016. It is the eighth-longest streak dating back to 2005, with Chris Richard leading the pack with a 46-game on-base streak from May 13-July 6, 2006. During Madris' on-base streak, which helped earn him the Indians Rookie of the Year honor, he hit .320 (32-for-100) with 10 doubles, two home runs, 16 RBI, a .480 slugging percentage and .855 OPS.

2021 TEAM AWARDS

TEAM SEASON AWARD

Most Valuable Player
Pitcher of the Year
Rookie of the Year
Silver Slugger

PLAYER


Christian Bethancourt
 Shea Spitzbarth
 Bligh Madris
 Hunter Owen

STATS

.281 AVG, 18 2B, 14 HR, 60 RBI
 3-3, 2.12 ERA, 41 K, 1.20 WHIP
 .272 AVG, 25 2B, 9 HR, 55 RBI
 .235 AVG, 11 2B, 20 HR, 53 RBI

MR. WALK-OFF

Christian Bethancourt called game in walk-off fashion five times at Victory Field in 2021 to earn himself the Indians Team MVP honor. He made his debut with the team on May 13 and four games later notched his first walk-off hit for the club. Bethancourt appeared in 92 games and led team qualifiers with a .281 batting average (93-for-331), 60 RBI and tied for the second-most home runs with 14. On Sept. 26 at Omaha, he recorded the fourth two-homer game of his 13-year professional career and his first-ever five-RBI performance.



SHEA SHUTOUT

Shea Spitzbarth was named the Indians Pitcher of the Year after being one of their most consistent relievers for the entirety of the 2021 season, compiling a 2.12 ERA (11er/46.2ip) with 41 strikeouts. The right-hander did not allow an earned run in 18.0 consecutive innings pitched from May 23-July 6. He dominated opposing batters with a 1.41 ERA (5er/32.0ip), 1.03 WHIP and .179 average against (20-for-112) through July 29, leading to him having his contract selected by Pittsburgh for his major league debut on Aug. 2.



THE NEW BLIGH GUY

Bligh Madris ended the 2021 season on a team-high 26-game on-base streak dating back to Aug. 27 during his Rookie of the Year campaign with Indianapolis. During that time frame he notched a team-high 15-game hitting streak from Aug. 28-Sept. 15, the longest of his career. After being promoted from Double-A Altoona to Indianapolis on May 19, Madris put together an impressive Triple-A campaign. He hit .272 (91-for-334) with a team-high tying 25 doubles, nine home runs and 55 RBI in 104 games.



HUNTER HOMERS

Hunter Owen was named Indy's Silver Slugger after launching a team-high 20 home runs in 2021. He hit his 20th home run on Sept. 26 at Omaha to set a new career high, topping his previous best of 19 home runs in 2019 combined between Altoona and Indy. His 2021 campaign included his major league debut with Pittsburgh in San Diego on May 5, a pair of two-home run games and his fourth career grand slam, hit on June 19 at Victory Field. In 97 games, Owen hit .235 (77-for-328) and led the team with 55 runs scored, ranked second with 148 total bases and finished third in extra-base hits (31), RBI (53) and total hits.



ORGANIZATION

2022 INDIANS

INTERNATIONAL
LEAGUE

2021 REVIEW

PIRATES

HISTORY

GENERAL

2021 DAY-BY-DAY

DATE	OPP	W/L	SCORE	REC	HOME	ROAD	POS	GB	WIN	LOSS	SAVE	IND H (HR)	OPP H (HR)	TIME	ATT	H. ATT
7/19	OFF															
7/20	vs. TOL	W	12-11 (10)	33-32	20-11	--	4th	-7.0	Weiman (2-0)	Foley (0-1)	--	15 (3)	14 (2)	3:21	7,717	160,307
7/21	vs. TOL	L	11-5	33-33	20-12	--	4th	-7.0	St. John (3-0)	Miller (1-1)	--	5 (1)	12 (3)	3:12	5,723	166,030
7/22	vs. TOL	L	7-2	33-34	20-13	--	4th	-7.0	Hutchison (7-3)	Ponce (0-4)	--	6 (1)	11 (3)	2:39	6,963	172,993
7/23	vs. STP	W	2-1	34-34	21-13	--	4th	-7.0	Sulser (5-3)	Lange (0-1)	--	8 (1)	6 (0)	2:31	9,258	182,251
7/24	vs. TOL	L	6-4	34-35	21-14	--	4th	-7.0	Leiter Jr. (4-0)	M. Keller (1-1)	--	5 (2)	10 (1)	2:36	8,845	191,096
7/25	vs. TOL	L	7-3	34-36	21-15	--	4th	-8.0	Blackwood (2-0)	Marvel (3-3)	--	7 (0)	7 (2)	2:54	6,515	197,611
7/26	OFF															
7/27	@ STP	L	16-1	34-37	--	13-22	4th	-8.0	Shepherd (5-4)	Wright (4-5)	--	3 (1)	16 (3)	2:30	6,239	--
7/28	@ STP	L	10-5	34-38	--	13-23	4th	-9.0	Cano (1-1)	Sulser (5-4)	--	5 (1)	10 (2)	2:54	5,625	--
7/29	@ STP	L	3-2 (10)	34-39	--	13-24	4th	-10.0	Vincent (3-1)	Spitzbarth (3-2)	--	4 (1)	7 (1)	2:59	5,683	--
7/30	@ STP	W	8-4	35-39	--	14-24	4th	-9.0	Vieaux (1-1)	Albers (4-4)	--	11 (0)	9 (0)	2:48	7,828	--
7/31	@ STP	W	6-5	36-39	--	15-24	4th	-8.0	Anderson (1-0)	Baraklough (6-1)	Wright (1)	6 (3)	7 (0)	3:01	9,197	--
8/1	@ STP	W	12-5	37-39	--	16-24	4th	-7.0	Eckelman (1-4)	Shepherd (5-5)	O'Reilly (1)	18 (4)	12 (2)	3:05	7,422	--
8/2	OFF															
8/3	@ IOW	L	5-1	37-40	--	16-25	4th	-8.0	Biagini (2-5)	Sulser (5-5)	--	6 (0)	10 (0)	2:49	6,094	--
8/4 (1)	@ IOW	L	2-1 (7)	37-41	--	16-26	4th	-8.0	Steele (2-0)	Wright (4-6)	Meisinger (3)	4 (0)	4 (0)	2:00	--	--
8/4 (2)	@ IOW	L	6-4 (7)	37-42	--	16-27	4th	-8.5	Roberts (1-0)	Stratton (0-1)	Effross (1)	10 (0)	8 (0)	2:27	4,847	--
8/5	@ IOW	W	2-0	38-42	--	17-27	4th	-8.5	Vieaux (2-1)	Swarmer (1-5)	Bashlor (4)	6 (1)	6 (0)	2:43	4,751	--
8/6	@ IOW	W	12-8	39-42	--	18-27	4th	-7.5	Marvel (4-3)	Hauschild (4-5)	--	13 (6)	11 (3)	3:30	9,240	--
8/7	@ IOW	W	13-1	40-42	--	19-27	4th	-7.5	Peters (1-0)	Sampson (0-5)	--	18 (5)	4 (0)	3:06	6,913	--
8/8	@ IOW	W	8-5	41-42	--	20-27	4th	-6.5	Eckelman (2-4)	Gamez (0-1)	Mella (1)	11 (2)	10 (1)	2:41	6,089	--
8/9	OFF															
8/10	vs. STP	W	9-8	42-42	22-15	--	4th	-5.5	Mella (1-0)	Cano (1-2)	--	9 (2)	13 (2)	3:05	5,609	203,220
8/11	vs. STP	L	11-9 (11)	42-43	22-16	--	4th	-6.0	Hamilton (3-1)	Anderson (1-1)	--	11 (3)	10 (3)	3:23	3,881	207,101
8/12	vs. STP	L	3-2	42-44	22-17	--	4th	-6.5	Shepherd (6-5)	Marvel (4-4)	Garza Jr. (1)	6 (0)	9 (1)	3:01	4,683	211,784
8/13	vs. STP	L	7-5	42-45	22-18	--	4th	-7.5	Thorpe (1-2)	Wright (4-7)	Cano (1)	8 (1)	12 (2)	2:56	7,317	219,101
8/14	vs. STP	W	7-4	43-45	23-18	--	4th	-6.5	Anderson (2-1)	Hamilton (3-2)	Mella (2)	6 (0)	7 (2)	2:50	9,185	228,286
8/15	vs. STP	L	8-0	43-46	23-19	--	4th	-6.5	Albers (6-4)	Kranick (1-3)	--	5 (0)	11 (1)	2:31	6,619	234,905
8/16	OFF															
8/17	@ TOL	L	7-1	43-47	--	20-28	4th	-7.0	Pinto (8-1)	Vieaux (2-2)	--	7 (0)	9 (1)	2:41	4,256	--
8/18	@ TOL	L	6-0	43-48	--	20-29	4th	-8.0	Lange (2-1)	Marvel (4-5)	--	3 (0)	8 (2)	2:29	4,715	--
8/19	@ TOL	L	5-2	43-49	--	20-30	5th	-9.0	Shore (4-2)	O'Reilly (0-1)	Pinto (4)	6 (0)	9 (2)	2:29	4,230	--
8/20	@ TOL	W	5-0	44-49	--	21-30	5th	-8.0	Kranick (2-3)	Payano (2-5)	--	7 (1)	4 (0)	2:29	6,505	--
8/21	@ TOL	W	5-4	45-49	--	22-30	4th	-7.5	Jacques (3-1)	Leiter Jr. (5-3)	Mella (3)	6 (2)	9 (0)	3:06	9,075	--
8/22	@ TOL	L	9-8	45-50	--	22-31	4th	-8.0	Carlton (3-3)	Bashlor (0-2)	--	6 (1)	12 (1)	3:23	6,513	--
8/23	OFF															
8/24	vs. LOU	L	3-2	45-51	23-20	--	4th	-9.0	Mariot (4-4)	Marvel (4-6)	Moreta (3)	5 (0)	7 (0)	2:53	4,384	239,289
8/25	vs. LOU	L	6-2	45-52	23-21	--	5th	-10.0	Greene (4-6)	Yajure (1-2)	--	7 (1)	10 (0)	2:38	4,686	243,975
8/26	vs. LOU	L	5-1	45-53	23-22	--	5th	-11.0	Sanmartin (5-2)	Kranick (2-4)	--	5 (0)	9 (1)	2:51	4,480	248,455
8/27	vs. LOU	W	3-2 (10)	46-53	24-22	--	5th	-11.0	Bashlor (1-2)	Diehl (2-3)	--	3 (0)	6 (0)	3:15	8,078	256,533
8/28	vs. LOU	W	13-10	47-53	25-22	--	4th	-10.5	Weiman (3-0)	Baker (0-1)	--	8 (0)	13 (3)	3:29	8,944	265,477
8/29	vs. LOU	W	7-6	48-53	26-22	--	4th	-11.0	Miller (2-1)	Alaniz (1-2)	Spitzbarth (1)	13 (0)	12 (1)	2:50	5,971	271,448
8/30	OFF															
8/31	vs. IOW	W	4-3	49-53	27-22	--	4th	-10.0	Ponce (1-4)	Little (0-1)	Bashlor (5)	8 (1)	6 (1)	3:13	3,521	274,969
9/1	vs. IOW	L	4-3	49-54	27-23	--	4th	-10.5	Lugo (1-1)	Anderson (2-2)	Gamez (1)	5 (1)	8 (0)	2:56	4,890	279,859
9/2	vs. IOW	W	6-2	50-54	28-23	--	4th	-10.5	Sulser (6-5)	Kellogg (1-3)	--	12 (1)	4 (0)	2:41	4,036	283,895
9/3	vs. IOW	L	9-7	50-55	28-24	--	T-4th	-10.5	Abbott (2-6)	Eckelman (2-5)	Little (1)	10 (2)	11 (1)	3:21	7,297	291,912
9/4	vs. IOW	Postponed due to inclement weather; Makeup 9/5					4th	-10.0								
9/5 (1)	vs. IOW	W	4-3 (7)	51-55	29-24	--	T-4th	-9.5	Weiman (4-0)	Gamez (0-3)	--	6 (0)	5 (0)	2:29	--	--
9/5 (2)	vs. IOW	L	9-0 (7)	51-56	29-25	--	5th	-10.5	Biagini (3-6)	Yajure (1-3)	--	4 (0)	9 (2)	2:45	7,881	298,993
9/6	OFF															
9/7	@ LOU	W	11-4	52-56	--	23-31	4th	-10.5	Kranick (3-4)	Greene (5-7)	--	14 (2)	9 (0)	2:48	4,296	--
9/8	@ LOU	L	7-1	52-57	--	23-32	4th	-11.5	Sanmartin (7-2)	Sulser (6-6)	--	4 (0)	13 (3)	2:27	4,494	--
9/9	@ LOU	L	6-3	52-58	--	23-33	4th	-11.5	O'Brien (7-6)	Anderson (2-3)	Moreta (7)	7 (0)	9 (2)	2:43	4,003	--
9/10	@ LOU	W	12-3	53-58	--	24-33	4th	-11.5	Marvel (5-6)	Milone (0-2)	--	12 (1)	7 (1)	3:19	5,401	--
9/11	@ LOU	L	5-4	53-59	--	24-34	4th	-12.5	Moreta (2-0)	Stratton (0-2)	--	9 (0)	10 (2)	2:48	4,162	--
9/12	@ LOU	W	3-0	54-59	--	25-34	4th	-12.5	Kranick (4-4)	Greene (5-8)	Spitzbarth (2)	5 (1)	5 (0)	2:27	4,173	--
9/13	OFF															
9/14	vs. STP	L	13-4	54-60	29-26	--	4th	-12.5	Strotman (9-3)	Sulser (6-7)	--	6 (2)	14 (4)	2:58	4,243	303,236
9/15	vs. STP	L	3-2	54-61	29-27	--	4th	-13.5	Burrows (3-5)	Anderson (2-4)	Cano (2)	6 (0)	9 (0)	2:48	5,010	308,246
9/16	vs. STP	L	8-0	54-62	29-28	--	4th	-14.5	Shepherd (7-6)	Marvel (5-7)	--	2 (0)	10 (1)	2:50	4,470	312,716
9/17	vs. STP	W	2-0	55-62	30-28	--	4th	-13.5	Yajure (2-3)	Garcia, E (4-1)	Bashlor (6)	7 (0)	6 (0)	2:36	7,038	319,754
9/18	vs. STP	W	9-5	56-62	31-28	--	4th	-12.5	Mella (2-0)	Sammons (1-3)	Allred (1)	12 (3)	10 (0)	2:52	7,561	327,315
9/19	vs. STP	W	10-3	57-62	32-28	--	4th	-11.5	Sulser (7-7)	Strotman (9-4)	--	13 (0)	7 (1)	2:54	5,065	332,380
9/20	OFF															
9/21	OFF															
9/22	@ OMA	L	4-3	57-63	--	25-35	4th	-12.0	Sanabria (2-0)	Spitzbarth (3-3)	Gavin (3)	7 (2)	10 (1)	2:55	2,621	--
9/23	@ OMA	L	5-2	57-64	--	26-36	4th	-12.5	Barker (2-3)	O'Reilly (0-2)	Zuber (8)	7 (2)	7 (1)	2:35	3,821	--
9/24	@ OMA	W	9-8	58-64	--	26-36	4th	-11.5	Marvel (6-7)	Kalish (3-6)	--	13 (4)	12 (4)	2:54	3,721	--
9/25	@ OMA	L	12-3	58-65	--	26-37	4th	-11.5	Blewett (5-3)	Sulser (7-8)	--	5 (1)	16 (3)	3:00	3,921	--
9/26	@ OMA	W	17-12	59-65	--	27-37	4th	-11.5	Eckelman (3-5)	Zerpa (0-1)	--	14 (5)	13 (3)	3:13	5,041	--
9/27	OFF															
9/28	OFF															
9/29	vs. NAS	W	5-4 (10)	60-65	33-28	--	4th	-11.5	Weiman (5-0)	Sadzeck (3-3)	--	10 (2)	8 (0)	3:12	4,586	336,966
9/30	vs. NAS	L	8-3	60-66	33-29	--	4th	-11.5	Small (2-0)	Sulser (7-9)	--	7 (1)	9 (1)	3:02	5,038	342,004
10/1	vs. NAS	W	7-2	61-66	34-29	--	4th	-11.5	Marvel (7-7)	Bettinger (3-7)	--	8 (2)	5 (1)	2:27	7,411	349,415
10/2	vs. NAS	Canceled due to unplayable field conditions					4th	-12.0								
10/3	vs. NAS	L	8-3	61-67	34-30	--	4th	-12.0	Brown (1-0)	Mlodzinski (0-1)	--	8 (0)	9 (1)	3:11	4,314	353,729

Italics = Triple-A Final Stretch games

2021 INDIANS TRANSACTIONS (195)

ORGANIZATION
2022 INDIANS
INTERNATIONAL LEAGUE
2021 WEST
PIRATES
HISTORY
GENERAL

MAY (31)			JULY (42)		
Date	Action	Roster Size	Date	Action	Roster Size
5/4	Opening Day Roster		7/1	RHP Shelby Miller signed as an MiLB FA (6/30), assigned to IND	29 + 4 IL
	UTIL Hunter Owen has contract selected by PIT	31 + 1 IL		OF Jared Oliva recalled by PIT	28 + 4 IL
5/5	RHP Sean Poppen optioned by PIT (5/3)	32 + 1 IL	7/2	INF Wilmer Difo has contract selected by PIT	27 + 4 IL
5/8	LHP Cam Vieaux transferred from IND to ALT	31 + 1 IL	7/3	RHP Kyle Keller recalled by PIT	26 + 4 IL
5/9	OF Troy Stokes Jr. has contract selected by PIT	30 + 1 IL		LHP Cam Vieaux transferred from IND to ALT	25 + 4 IL
	RHP Geoff Hartlieb recalled by PIT	29 + 1 IL		RHP Geoff Hartlieb designated for assignment	24 + 4 IL
5/11	C Christian Bethancourt signed as an MiLB FA (5/1), assigned to IND	30 + 1 IL		RHP Max Kranick optioned by PIT (6/28)	25 + 4 IL
	LHP Chasen Shreve has contract selected by PIT	29 + 1 IL	7/4	RHP Nick Mears recalled by PIT	24 + 4 IL
5/13	INF Will Craig has contract selected by PIT	28 + 1 IL		RHP Luis Oviedo begins MLB rehab with IND	24 + 1 MLB + 4 IL
	RHP Sean Poppen designated for assignment	27 + 1 IL		INF Kevin Kramer traded from PIT to MIL	23 + 1 MLB + 4 IL
	INF Connor Kaiser transferred from IND to FCL	26 + 1 IL	7/6	RHP Nick Mears optioned by PIT (7/5)	24 + 1 MLB + 4 IL
	INF Ethan Paul transferred from ALT to IND	27 + 1 IL		RHP Tanner Anderson signed as an MiLB FA, assigned to IND	25 + 1 MLB + 4 IL
5/14	RHP Miguel Yajure recalled by PIT	26 + 1 IL		INF Cole Tucker recalled by PIT	24 + 1 MLB + 4 IL
5/15	RHP Kyle Keller recalled by PIT	25 + 1 IL		INF Ethan Paul transferred from ALT to IND	25 + 1 MLB + 4 IL
	INF Hunter Owen outrighted to IND	26 + 1 IL		OF Fabricio Macias transferred from GBO to IND	26 + 1 MLB + 4 IL
5/18	INF Dylan Busby transferred from IND to FCL	25 + 1 IL	7/7	RHP Cody Ponce optioned by PIT (7/4)	27 + 1 MLB + 4 IL
	RHP Geoff Hartlieb optioned by PIT (5/13)	26 + 1 IL	7/8	INF Dee Strange-Gordon signed as an MiLB FA, assigned to IND	28 + 1 MLB + 4 IL
	LHP Austin Davis has MLB rehab transferred from BRD to IND	26 + 1 MLB + 1 IL	7/9	LHP Austin Davis recalled by PIT	27 + 1 MLB + 4 IL
5/19	RHP Chad Kuhl begins MLB rehab with IND	26 + 2 MLB + 1 IL	7/10	RHP Max Kranick recalled by PIT as 27th man for DH	26 + 1 MLB + 4 IL
	INF T.J. Rivera signed as an MiLB FA, assigned to IND	27 + 2 MLB + 1 IL	7/13	RHP Max Kranick returned as 27th man (7/11)	27 + 1 MLB + 4 IL
	OF Bligh Madris transferred from ALT to IND	28 + 2 MLB + 1 IL		INF Will Craig released by PIT, signed in KBO	26 + 1 MLB + 4 IL
	RHP Miguel Yajure optioned by PIT (5/15)	29 + 2 MLB + 1 IL		RHP Tyler Bashlor placed on 7-day IL (7/12)	25 + 1 MLB + 5 IL
5/21	INF Cole Tucker recalled by PIT	28 + 2 MLB + 1 IL	7/16	RHP Nick Mears recalled by PIT	24 + 1 MLB + 5 IL
	OF Troy Stokes Jr. outrighted to IND	29 + 2 MLB + 1 IL	7/17	INF Cole Tucker optioned by PIT (7/16)	25 + 1 MLB + 5 IL
5/22	INF Ke'Bryan Hayes begins MLB rehab with IND	29 + 3 MLB + 1 IL		LHP Steven Brault has MLB rehab transferred from BRD to IND	25 + 2 MLB + 5 IL
5/25	RHP Cody Ponce recalled by PIT	28 + 3 MLB + 1 IL	7/20	RHP Max Kranick recalled by PIT	24 + 2 MLB + 5 IL
5/26	RHP Nick Mears recalled by PIT	27 + 3 MLB + 1 IL	7/23	RHP Hunter Stratton transferred from ALT to IND	25 + 2 MLB + 5 IL
5/27	RHP Kyle Keller optioned by PIT (5/25)	28 + 3 MLB + 1 IL		LHP Dillon Peters traded from LAA to PIT (7/19), assigned to IND	26 + 2 MLB + 5 IL
	RHP Cody Ponce optioned by PIT (5/26)	29 + 3 MLB + 1 IL		RHP Luis Oviedo ends MLB rehab with IND	26 + 1 MLB + 5 IL
	OF Travis Swagerty placed on 60-day IL	28 + 3 MLB + 2 IL	7/25	RHP Shelby Miller placed on 7-day IL (7/24)	25 + 1 MLB + 6 IL
5/30	RHP Chase De Jong had contract selected by PIT	27 + 3 MLB + 2 IL	7/27	RHP Cody Ponce recalled by PIT	24 + 1 MLB + 6 IL
5/31	RHP Chad Kuhl ends MLB rehab with IND	27 + 2 MLB + 2 IL		INF Hoy Park traded from NYY to PIT (7/26), assigned to IND	25 + 1 MLB + 6 IL
				INF Tucupita Marcano traded from SD to PIT (7/26), assigned to IND	26 + 1 MLB + 6 IL
				C Andrew Susac transferred from 7-day IL to 60-day IL	26 + 1 MLB + 6 IL
				OF Dustin Fowler begins MLB rehab with FCL-Black	26 + 1 MLB + 6 IL
			7/30	LHP Cam Vieaux transferred from ALT to IND (7/28)	27 + 1 MLB + 6 IL
6/1	RHP Max Kranick transferred from ALT to IND (5/31)	28 + 2 MLB + 2 IL		LHP Braeden Ogle traded to PHI from PIT	26 + 1 MLB + 6 IL
	RHP Nick Mears optioned by PIT (5/31)	29 + 2 MLB + 2 IL		RHP Mitch Keller recalled by PIT	25 + 1 MLB + 6 IL
	INF Phillip Evans begins MLB rehab with IND	29 + 3 MLB + 2 IL		INF Colin Moran begins MLB rehab with IND	25 + 2 MLB + 6 IL
	INF Colin Moran begins MLB rehab with IND	29 + 4 MLB + 2 IL	7/31	INF Hoy Park selected by PIT	24 + 2 MLB + 6 IL
6/2	RHP Miguel Yajure placed on 7-day IL	28 + 4 MLB + 3 IL		RHP John O'Reilly transferred from ALT to IND	25 + 2 MLB + 6 IL
6/3	INF Ke'Bryan Hayes ends MLB rehab with IND	28 + 3 MLB + 3 IL		INF Erik Gonzalez begins MLB rehab with IND	25 + 3 MLB + 6 IL
6/6	INF Colin Moran ends MLB rehab with IND	28 + 2 MLB + 3 IL			
	LHP Austin Davis ends MLB rehab with IND	28 + 1 MLB + 3 IL			
6/8	INF Phillip Evans ends MLB rehab with IND	28 + 3 IL			
	OF Dustin Fowler placed on 7-day IL	27 + 4 IL			
	C Andrew Susac placed on 7-day IL	26 + 5 IL			
	RHP Wil Crowe optioned by PIT (6/3)	27 + 5 IL			
6/9	INF Cole Tucker optioned by PIT (6/6)	28 + 5 IL			
6/10	INF Will Craig outrighted to IND (6/9)	29 + 5 IL			
	LHP Austin Davis optioned by PIT (6/8)	30 + 5 IL			
6/12	OF Jared Oliva reinstated from 7-day IL	31 + 4 IL			
	RHP Geoff Hartlieb recalled by PIT	30 + 4 IL			
	RHP Wil Crowe recalled by PIT	29 + 4 IL			
6/15	RHP Mitch Keller optioned by PIT (6/12)	30 + 4 IL			
	INF Ethan Paul transferred from IND to ALT	29 + 4 IL			
6/16	INF Wilmer Difo outrighted to IND (6/12)	30 + 4 IL			
6/19	C Taylor Davis traded from BAL to PIT (6/15), assigned to IND	31 + 4 IL			
6/20	LHP Austin Davis recalled by PIT	30 + 4 IL			
6/22	C Jason Delay transferred from IND to ALT	29 + 4 IL			
6/24	RHP Miguel Yajure transferred from 7-day IL to 60-day IL	29 + 4 IL			
6/25	RHP Jandel Gustave traded from PIT to MIL	28 + 4 IL			
	OF Troy Stokes Jr. traded from PIT to MIL	27 + 4 IL			
6/27	RHP Max Kranick recalled by PIT	26 + 4 IL			
6/28	RHP Cody Ponce recalled by PIT	25 + 4 IL			
6/29	LHP Cam Vieaux transferred from ALT to IND	26 + 4 IL			
6/29	LHP Austin Davis optioned by PIT	27 + 4 IL			
6/29	RHP Geoff Hartlieb optioned by PIT (6/27)	28 + 4 IL			

2021 INDIANS TRANSACTIONS (195)

AUGUST (42)

Date	Action	Roster Size
8/1	INF Dee Strange-Gordon released by PIT	24 + 3 MLB + 6 IL
8/2	RHP Shea Spitzbarth has contract selected by PIT	23 + 3 MLB + 6 IL
8/3	OF Jared Oliva optioned by PIT (7/31)	24 + 3 MLB + 6 IL
	INF Michael Chavis traded to PIT from BOS (7/30), assigned to IND (7/31)	25 + 3 MLB + 6 IL
	RHP Tyler Bashlor reinstated from 7-day IL	26 + 3 MLB + 5 IL
	RHP Alexander Manasa transferred from GBO to IND	27 + 3 MLB + 5 IL
	RHP Keury Mella signed as an MiLB FA, assigned to IND	28 + 3 MLB + 5 IL
8/4	LHP Steven Brault ends MLB rehab with IND	28 + 2 MLB + 5 IL
8/5	RHP Shea Spitzbarth optioned by PIT (8/4)	29 + 2 MLB + 5 IL
	OF Dustin Fowler reinstated from 7-day IL	30 + 2 MLB + 4 IL
8/6	RHP Alexander Manasa transferred from IND to GBO	29 + 2 MLB + 4 IL
	INF Colin Moran ends MLB rehab with IND	29 + 1 MLB + 4 IL
	RHP Miguel Yajure begins MiLB rehab with BRD	29 + 1 MLB + 4 IL
8/7	OF Anthony Alford has contract selected by PIT	28 + 1 MLB + 4 IL
	INF Erik Gonzalez ends MLB rehab with IND	28 + 4 IL
	OF Dustin Fowler released by PIT	27 + 4 IL
	INF T.J. Rivera traded from PIT to PHI	26 + 4 IL
8/8	RHP Max Kranick optioned by PIT (8/3)	27 + 4 IL
8/10	INF Phillip Evans optioned by PIT (8/7)	28 + 4 IL
	OF Ka' ai Tom begins MLB rehab with IND	28 + 1 MLB + 4 IL
	LHP Blake Weiman placed on 7-day IL	27 + 1 MLB + 5 IL
8/12	RHP Shelby Miller reinstated from 7-day IL	28 + 1 MLB + 4 IL
8/13	INF Erik Gonzalez outrighted to IND (8/10)	29 + 1 MLB + 4 IL
8/14	RHP Shea Spitzbarth recalled by PIT as 27th man for DH	28 + 1 MLB + 4 IL
8/15	LHP Dillon Peters recalled by PIT	27 + 1 MLB + 4 IL
8/16	OF Ka' ai Tom ends MLB rehab with IND	27 + 4 IL
8/17	C Joe Hudson placed on 7-day IL (8/16)	26 + 5 IL
	RHP Shea Spitzbarth returned as 27th man (8/15)	27 + 5 IL
	LHP Sam Howard begins MLB rehab with IND	27 + 1 MLB + 5 IL
8/19	RHP Miguel Yajure reinstated from 60-day IL	28 + 1 MLB + 4 IL
	RHP Steven Wright released by PIT	27 + 1 MLB + 4 IL
8/22	RHP Cody Ponce optioned by PIT (8/19)	28 + 1 MLB + 4 IL
8/23	INF Michael Chavis recalled by PIT	27 + 1 MLB + 4 IL
8/24	INF John Nogowski outrighted to IND (8/19)	28 + 1 MLB + 4 IL
	INF Hoy Park optioned to IND (8/23)	29 + 1 MLB + 4 IL
8/25	OF Ka' ai Tom outrighted to IND (8/19)	30 + 1 MLB + 4 IL
8/26	LHP Blake Weiman reinstated from 7-day IL	31 + 1 MLB + 3 IL
8/28	INF Cole Tucker recalled by PIT	30 + 1 MLB + 3 IL
8/28	LHP Sam Howard ends MLB rehab with IND	30 + 3 IL
8/29	INF Erik Gonzalez placed on 7-day IL	29 + 4 IL
8/31	INF Diego Castillo transferred from ALT to IND	30 + 4 IL
	INF Hoy Park recalled by PIT	29 + 4 IL

SEPTEMBER (44)

Date	Action	Roster Size
9/1	RHP Max Kranick recalled by PIT	28 + 4 IL
	RHP Shelby Miller has contract selected by PIT	27 + 4 IL
9/2	INF Phillip Evans recalled by PIT	26 + 4 IL
9/3	C Joe Hudson reinstated from 7-day IL	27 + 3 IL
	RHP Max Kranick optioned by PIT (9/2)	28 + 3 IL
9/4	LHP Cam Vieaux placed on 60-day IL	27 + 4 IL
	INF Erik Gonzalez transferred from 7-day IL to 60-day IL	27 + 4 IL
9/5	RHP Shea Spitzbarth recalled by PIT	26 + 4 IL
9/6	RHP Cody Ponce recalled by PIT	25 + 4 IL
9/7	RHP Connor Overton claimed off waivers from TOR by PIT, optioned to IND (9/6)	26 + 4 IL
	INF Phillip Evans optioned by PIT (9/6)	27 + 4 IL
9/8	C Christian Bethancourt placed on 7-day IL	26 + 5 IL
	RHP Cam Aldred transferred from ALT to IND	27 + 5 IL
	RHP Shea Spitzbarth optioned by PIT (9/7)	28 + 5 IL
9/11	RHP Connor Overton recalled by PIT	27 + 5 IL
9/16	INF Michael Chavis begins MLB rehab with IND	27 + 1 MLB + 5 IL
9/17	C Luis Hernandez transferred from FCL-Black to IND	28 + 1 MLB + 5 IL
9/18	OF Fabricio Macias placed on TIL (playing in MEX U23 tournament)	27 + 1 MLB + 1 TIL + 5 IL
9/19	RHP Max Kranick recalled by PIT	26 + 1 MLB + 1 TIL + 5 IL
9/20	INF John Nogowski released by PIT	25 + 1 MLB + 1 TIL + 5 IL
	OF Ka' ai Tom released by PIT	24 + 1 MLB + 1 TIL + 5 IL
	INF Ethan Paul placed on development list	23 + 1 MLB + 1 TIL + 5 IL
	C Luis Hernandez transferred from IND to FCL-Black	22 + 1 MLB + 1 TIL + 5 IL
	C Taylor Davis selected by PIT	21 + 1 MLB + 1 TIL + 5 IL
	INF Mason Martin transferred from ALT to IND	22 + 1 MLB + 1 TIL + 5 IL
	INF Oneil Cruz transferred from ALT to IND	23 + 1 MLB + 1 TIL + 5 IL
	INF Rodolfo Castro transferred from ALT to IND	24 + 1 MLB + 1 TIL + 5 IL
	OF Cal Mitchell transferred from ALT to IND	25 + 1 MLB + 1 TIL + 5 IL
	OF Canaan Smith-Njigba transferred from ALT to IND	26 + 1 MLB + 1 TIL + 5 IL
	RHP Roansy Contreras transferred from ALT to IND	27 + 1 MLB + 1 TIL + 5 IL
	RHP Yerry De Los Santos transferred from ALT to IND	28 + 1 MLB + 1 TIL + 5 IL
	RHP Osvaldo Bido transferred from ALT to IND	29 + 1 MLB + 1 TIL + 5 IL
9/22	C Christian Bethancourt reinstated from 7-day IL	30 + 1 MLB + 1 TIL + 4 IL
9/24	RHP Miguel Yajure recalled by PIT	29 + 1 MLB + 1 TIL + 4 IL
9/28	INF Michael Chavis ends MLB rehab with IND	29 + 1 TIL + 4 IL
	C Taylor Davis optioned by PIT	30 + 1 TIL + 4 IL
9/29	RHP Roansy Contreras recalled by PIT	29 + 1 TIL + 4 IL
	LHP Joe Jacques placed on 7-day IL (9/28)	28 + 1 TIL + 5 IL
9/30	RHP John O'Reilly transferred from IND to ALT	27 + 1 TIL + 5 IL
	RHP Grant Ford transferred from GBO to IND	28 + 1 TIL + 5 IL
	RHP Austin Roberts transferred from GBO to IND	29 + 1 TIL + 5 IL
	RHP Bear Bellomy transferred from GBO to IND	30 + 1 TIL + 5 IL
	RHP Carmen Mlodzinski transferred from GBO to IND	31 + 1 TIL + 5 IL
	RHP Tanner Anderson has contract selected by PIT 30 + 1 TIL + 5 IL	

OCTOBER (4)

Date	Action	Roster Size
10/1	RHP Shea Spitzbarth recalled by PIT	29 + 1 TIL + 5 IL
10/1	C Joe Hudson released by PIT	28 + 1 TIL + 5 IL
10/2	C Eli Wilson transferred from GBO to IND	29 + 1 TIL + 5 IL
10/2	INF Oneil Cruz recalled by PIT	28 + 1 TIL + 5 IL

ORGANIZATION

2022 INDIANS

INTERNATIONAL LEAGUE

2021 REVIEW

PIRATES

HISTORY

GENERAL

2021 INDIANAPOLIS INDIANS (61-67)

Team Batting Stats

Player	AVG	G	AB	R	H	TB	2B	3B	HR	RBI	BB	IBB	SO	SB	CS	OBP	SLG	OPS	PA	SAC	SF	HB	DP	E
Alford, Anthony	.307	56	189	37	58	112	12	0	14	41	33-2		78	9	4	.420	.593	1.013	226	0	0	4	1	4
Bethancourt, Christian	.281	92	331	46	93	155	18	1	14	60	28-0		73	4	1	.339	.468	.807	363	0	2	2	13	5
Busby, Dylan	.077	4	13	0	1	1	0	0	1	0-0			4	0	0	.077	.077	.154	13	0	0	0	0	0
Castillo, Diego	.278	18	54	18	15	27	3	0	3	7	13-0		13	0	0	.414	.500	.914	70	0	2	1	2	4
#Castro, Rodolfo	.286	8	35	7	10	23	4	0	3	8	6-0		11	0	0	.342	.657	.999	38	0	0	0	1	1
Chavis, Michael	.278	25	97	19	27	57	6	0	8	20	6-0		26	1	1	.364	.588	.951	110	0	0	7	0	3
Craig, Will	.267	33	122	23	35	67	8	0	8	23	14-2		28	0	0	.367	.549	.916	139	0	1	2	4	1
*Cruz, Oneil	.524	6	21	11	11	27	1	0	5	7	8-0		5	1	0	.655	1.286	1.941	29	0	0	0	0	3
Davis, Taylor	.235	39	119	16	28	37	3	0	2	17	1-2		16	0	0	.336	.311	.647	137	0	0	1	7	2
Delay, Jason	.265	13	34	6	9	17	2	0	2	4	4-0		10	0	0	.342	.500	.842	38	0	0	0	0	1
#Dirfo, Wilmer	.244	12	41	6	10	12	2	0	0	2	4-0		10	0	0	.304	.293	.597	46	0	1	0	0	1
Evans, Phillip	.252	38	127	18	32	42	10	0	0	10	15-0		29	0	0	.333	.331	.664	144	0	1	1	4	2
*Fowler, Dustin	.270	13	37	8	10	23	2	1	3	6	9-0		16	2	0	.426	.622	1.047	47	0	0	1	0	0
González, Erik	.140	14	43	6	6	10	2	1	0	4	4-0		10	0	0	.240	.233	.473	50	0	1	2	1	3
Hayes, Ke'Bryan	.250	7	24	6	6	14	2	0	2	3	2-0		7	0	0	.308	.583	.891	26	0	0	0	1	0
Hudson, Joe	.188	47	154	11	29	45	7	0	3	18	18-1		45	0	0	.269	.292	.561	175	0	3	0	1	2
Kaiser, Connor	.111	5	9	1	1	2	1	0	0	0	2-0		4	0	0	.273	.222	.495	11	0	0	0	0	0
*Kramer, Kevin	.196	51	179	19	35	53	5	2	3	22	24-1		58	0	1	.318	.296	.614	214	0	2	9	2	1
Macias, Fabricio	.245	38	102	13	25	33	2	0	2	9	4-0		27	2	1	.300	.324	.624	111	1	0	4	3	0
*Madris, Bligh	.272	104	334	43	91	145	25	1	9	55	40-1		70	2	4	.352	.434	.786	385	1	6	4	8	2
*Marcano, Tucupita	.230	48	183	29	42	51	4	1	1	12	26-0		33	8	1	.325	.279	.604	210	1	0	0	2	5
*Martin, Mason	.240	8	25	4	6	15	0	0	3	6	1-0		10	0	1	.296	.600	.896	27	0	0	1	1	0
*Mitchell, Cal	.250	7	20	1	5	6	1	0	0	1	0-0		4	0	0	.286	.300	.586	21	0	0	1	1	0
*Moran, Colin	.200	9	25	4	5	13	2	0	2	1	1-0		7	0	0	.276	.520	.796	29	0	1	0	3	0
Nogowski, John	.259	20	54	5	14	19	2	0	1	10	13-0		10	3	0	.406	.352	.758	69	0	0	1	0	2
Oliva, Jared	.249	64	225	27	56	82	12	4	2	23	19-1		67	10	3	.321	.364	.686	249	0	0	5	8	1
Owen, Hunter	.235	97	328	55	77	148	11	0	20	53	29-2		124	2	2	.306	.451	.757	366	0	3	6	5	8
*Park, Hoy	.136	8	22	2	3	3	0	0	0	3	7-0		7	1	0	.355	.136	.491	31	0	1	1	0	0
*Paul, Ethan	.205	49	127	12	26	32	3	0	1	14	20-0		52	3	0	.322	.252	.574	150	1	0	2	2	10
Rivera, T.J.	.249	57	193	22	48	75	12	0	5	24	13-0		42	1	1	.295	.389	.684	212	2	3	1	3	2
Sharpe, Chris	.196	108	317	45	62	102	25	0	5	29	41-1		111	6	3	.304	.322	.625	371	2	2	9	8	2
*Smith-Njigba, Canaan	.095	7	21	1	2	2	0	0	0	2	2-0		9	0	0	.174	.095	.269	23	0	0	0	0	1
Stokes Jr., Troy	.169	29	71	11	12	22	2	1	2	5	11-0		18	4	0	.298	.310	.608	84	0	0	2	0	1
*Strange-Gordon, Dee	.221	16	68	13	15	27	3	0	3	9	4-0		9	1	0	.264	.397	.661	72	0	0	0	0	1
Susac, Andrew	.222	11	36	5	8	16	2	0	2	3	4-0		12	0	0	.300	.444	.744	40	0	0	0	0	1
*Swaggerty, Travis	.220	12	41	6	9	18	0	0	3	7	6-0		8	3	0	.333	.439	.772	48	0	0	1	0	1
#Tom, Kai	.190	23	58	6	11	18	1	0	2	7	5-0		19	0	0	.299	.310	.609	67	0	0	4	1	1
*Tucker, Cole	.232	61	220	33	49	82	11	2	6	20	41-0		58	9	3	.350	.373	.722	263	0	0	2	4	9
Wilson, Eli	.231	1	3	0	1	2	1	0	0	1	1-0		1	0	0	.500	.667	1.167	4	0	0	0	0	0
Team Totals	.235	128	4209	600	991	1644	208	14	139	557	499-13		1193	71	26	.325	.391	.716	4829	17	30	74	91	92

Team Pitching Stats

Player	W-L	ERA	G-S	CG	SHO	GF	HLD	SV-SVO	IP	H	R	ER	HR	HB	BB-IBB	SO	WP	BK	WHIP	AVG	DP	BF	AB
*Alldred, Cam	0-0	0.71	5-0	0	0	1	0	1-1	12.2	12	2	1	2	1	7-0	10	0	0	1.50	.261	4	54	46
Anderson, Tanner	2-4	4.17	17-4	0	0	3	2	0-0	36.2	36	20	17	2	5	14-1	25	1	0	1.36	.259	5	160	139
Bashlor, Tyler	1-2	2.39	37-0	0	0	22	4	6-8	37.2	30	14	10	5	7	19-2	45	4	0	1.30	.214	0	167	140
Bellomy, Bear	0-0	0.00	1-0	0	0	0	0	0-0	1.0	1	0	0	0	0	0-0	0	0	0	1.00	.250	0	4	4
Bethancourt, Christian	0-0	0.00	2-0	0	0	2	0	0-0	2.0	1	0	0	0	1	1-0	1	0	0	1.00	.167	1	8	6
Bido, Osvaldo	0-0	8.22	2-2	0	0	0	0	0-0	7.2	11	10	7	2	0	4-0	7	0	0	1.96	.333	1	38	33
*Brault, Steven	0-1	1.64	3-3	0	0	0	0	0-0	11.0	6	2	2	2	0	1-0	9	0	0	0.64	.162	1	38	37
Contreras, Roansy	0-0	2.45	1-1	0	0	0	0	0-0	3.2	4	1	1	0	0	1-0	6	1	0	1.36	.267	0	16	15
Crowe, Wil	0-0	0.00	1-0	0	0	0	0	0-0	1.0	0	0	0	0	0	0-0	1	0	0	0.00	.000	0	3	3
*Davis, Austin	0-1	2.57	11-0	0	1	2	0	0-1	14.0	6	5	4	0	0	5-0	18	0	0	0.79	.136	0	49	44
Davis, Taylor	0-0	27.00	1-0	0	1	0	0	0-0	1.0	4	3	3	0	0	0-0	0	0	0	4.00	.571	0	7	7
De Jong, Chase	2-0	3.60	4-4	0	0	0	0	0-0	20.0	16	8	8	3	1	8-0	28	1	0	1.20	.216	2	83	74
De Los Santos, Yerry	0-0	0.00	4-0	0	1	0	0	0-0	6.0	2	0	0	0	0	1-0	6	0	0	0.50	.105	1	20	19
Eckelman, Matt	3-5	4.91	36-0	0	4	2	0	0-3	66.0	81	43	36	12	0	14-0	54	3	0	1.44	.303	6	285	267
Ford, Grant	0-0	54.00	2-0	0	0	0	0	0-0	1.1	6	8	8	2	0	4-0	2	0	0	7.50	.600	0	14	10
Gustave, Jandel	1-0	3.60	15-0	0	0	13	0	5-5	15.0	12	6	6	0	1	5-0	18	0	0	1.13	.214	0	62	56
Hartlieb, Geoff	1-1	1.86	9-0	0	2	3	0	0-0	9.2	5	2	2	1	0	4-0	13	1	0	0.93	.147	1	38	34
*Howard, Sam	0-0	0.00	4-1	0	0	0	1	0-0	4.2	2	0	0	0	0	2-0	6	0	0	0.86	.125	0	18	16
*Jacques, Joe	3-1	4.31	37-0	0	0	8	7	1-3	48.0	48	25	23	5	8	20-0	53	3	0	1.42	.261	6	214	184
Keller, Kyle	2-0	1.96	13-1	0	0	4	3	0-1	18.1	13	4	4	2	1	3-0	31	0	0	0.87	.200	0	71	65
Keller, Mitch	1-1	3.21	8-6	0	0	0	0	0-0	28.0	27	18	10	2	1	13-1	39	2	0	1.43	.241	0	128	112
Kranick, Max	4-4	4.14	12-12	0	0	0	0	0-0	54.1	53	30	25	6	2	16-0	45	0	0	1.27	.252	2	231	210
Kuhl, Chad	0-0	1.42	2-2	0	0	0	0	0-0	6.1	2	1	1	0	0	3-0	9	0	0	0.79	.095	0	24	21
Manasa, Alex	0-0	13.50	1-0	0	0	0	0	0-0	2.2	4	4	4	0	0	3-0	3	1	0	2.63	.333	0	15	12
Marvel, James	7-7	5.26	25-22	0	0	0	0	0-0	131.2	145	87	77	21	12	54-3	98	1	1	1.51	.285	19	582	508
Mears, Nick	2-2	5.30	17-0	0	0	6	3	1-2	18.2	16	12	11	2	2	9-0	25	0	0	1.34	.229	1	82	70
Mella, Keury	2-0	7.11	16-0	0	0	6	1	3-3	19.0	17	16	15	1	1	12-0	23	3	2	1.53	.239	2	84	71
Miller, Shelby	2-1	3.86	10-1	0	1	1	0	0-0	14.0	10	7	6	1	0	3-0	22	1	0	0.93	.189	0	56	53
Midzinski, John	0-1	4.50	1-0	0	0	0	0	0-0	2.0	3	2	1	0	0	2-0	2	0	0	2.50	.333	0	11	9
O'Reilly, Carmen	0-2	6.68	16-3	0	0	2	2	1-1	31.2	46	24	24	3	1	7-0	13	1	0	1.64	.341	7	146	135
*Ogle, Braeden	2-2	3.13	24-0	0	0	6	3	1-1	31.2	19	13	11	2	2	23-2	42	4	2	1.33	.173	1	137	111
Overton, Connor	0-0	0.00	1-0	0	0	0	0	0-0	1.0	0	0	0	0	0	1-0	2	0	0	1.00	.000	0	4	3
Oviedo, Luis	0-2	8.00	4-3	0	0	0	0	0-0	9.0	11	8	8	1	0	6-0	11	3	0	1.89	.297	1	44	37
*Peterson, Dillon	1-0	1.50	5-2	0	0	0	0	0-0	12.0	4	2	2	2	2	6-0	15	0	0	0.83	.101	0	48	40
Ponce, Cody	1-4	4.71	15-8	0	0	3	0	0-0	57.1	55	30	30	8	3	18-0	59	2	0	1.27	.253	4	242	217
Poppen, Sean	1-0	4.50	2-0	0	0	1	0	1-0	4.0	3	2	2	1	1	1-0	4	0	0	1.00	.214	0	16	14
Roberts, Austin	0-0	0.00	1-0	0	0	0	0	0-0	1.1	0	0	0	0	0	0-0	4	0	0	0.00	.000	0	4	4
*Shreve, Chasen	0-0	0.00	2-0	0	0	2	0	0-0	2.0	1	0	0	0	0	0-0	3	0	0	0.50	.143	0	7	7
Spitzbarth, Shea	3-3	2.12	42-0	0	0	18	3	2-4	46.2	35	15	11	4	2	21-2	41	1	1	1.20	.210	2	191	167
Stratton, Hunter	0-2	3.42	18-0	0	0	9	1	0-1	23.2	21	11	9	2	1	12-0	26	1	1	1.39	.233	0	103	90
Sulser, Beau	7-9	5.65	26-24	0	0	2	0	0-0	122.2	150	87	77	21	4	53-1	102	11	0	1.65	.299	11	564	502
*Vieux, Cam	2-2	7.67	8-8	0	0	0	0	0-0	29.1	38	28	25	6	5	21-0	28	0	0	2.01	.322	3	149	118
*Weiman, Blake	5-0	4.76	35-0	0	0	10	1	0-0	45.1	37	25	24	11	5	12-0	45	4	0	1.08	.218	4	187	170
Wright, Steven	4-7	6.68	18-12	0	0	3	1	1-1	63.1	74	51	47	5	4	44-0	70	5	1	1.86	.294	4	304	252
Yajure, Miguel	2-3	3.09	9-9	0	0	0	0	0-0	43.2	33	17	15	6	2	13-0	40	3	0	1.05	.206	3	174	158
Team Totals	61-67	4.55	128-128	0	5	128	43	22-36	1119.1	1103	643	566	143	75	466-12	1104	57	7	1.40	.256	93	4882	4226

2021 INDIANS STARTING LINEUP

STARTS BY BATTING ORDER (TEAM RECORD)

PLAYER	1	2	3	4	5	6	7	8	9
Alford	7-3	6-6	2-3	0-1		6-6	6-6		1-0
Bethancourt			2-4	25-27	2-2	5-9	2-2	0-1	
Busby						2-1			1-0
Castillo		4-6				3-0		0-3	
Castro		2-1	2-3						
Chavis		4-4	0-1	7-8		1-0			
Craig				16-16					
Cruz	3-3								
Davis, T						1-0	2-2	11-11	3-6
Delay							0-1	4-4	
Difo					5-4	1-0			
Evans		4-3	6-10	3-2	0-1	1-0	0-3	1-0	
Fowler			1-0	2-1	3-4				
Gonzalez		3-2				0-2	1-1	2-1	0-1
Hayes		1-6							
Hudson							1-4	18-16	3-4
Kaiser							0-1	0-1	1-0
Kramer			21-22	2-0	2-1				
Macias		0-2	2-1			1-5	4-3	0-4	1-1
Madris	0-1		10-8	3-4	18-24	4-3	7-3		
Marcano	18-23							1-0	2-1
Martin			0-1	0-1	2-0	1-0	0-1		
Mitchell	0-1				0-1		2-0	1-0	
Moran		1-0	5-3						
Nogowski				0-2	3-1	2-4	3-2		
Oliva	4-1	8-3	5-6		3-5	6-9	3-3		
Owen		2-0		2-5	12-10	14-17	7-6	4-8	
Park	1-0	0-6	1-0						
Paul				1-0				6-5	13-14
Rivera	0-4	3-1			0-2	5-3	11-10	3-2	2-5
Sharpe	8-14	6-9	2-0		4-1	3-1	10-9	5-5	4-4
Smith-Njigba						0-2	0-1	1-0	
Stokes Jr.	0-1	1-2			1-0	2-2	1-6	0-1	
Strange-Gordon	7-7								1-1
Susac						1-2		3-4	
Swaggerty	8-3								
Tom	0-1	1-4	0-1		1-2	1-0	1-2	1-0	
Tucker	5-5	15-12	2-4		5-9	1-1			
Wilson								0-1	
PITCHER									29-30
TOTALS	61-67	61-67	61-67	61-67	61-67	61-67	61-67	61-67	61-67

STARTS BY POSITION (TEAM RECORD)

C	1B	2B	3B	SS	LF	CF	RF	DH
					13-12	13-11		2-2
14-13	10-15						4-7	8-10
			3-1					
		4-1		3-6				0-1
		0-1	2-2	1-0				
	2-5	6-4	1-2				0-1	3-1
	17-16							
				3-3				1-0
17-19								
4-5								
		1-3	5-1					
	7-8	0-1	5-6		0-2		2-1	1-1
					0-1	0-1	5-3	1-0
	2-0	0-1	2-2	1-4				1-0
			1-3					0-3
22-24								
		1-2						
		6-3	6-8	12-11				1-0
					1-3		7-12	0-2
					14-13		24-20	4-8
		13-19	0-3	1-0	5-2		1-0	
	3-0							0-2
							3-2	
	5-3							1-0
	7-10							
					7-2	20-22	2-2	
	3-5		33-36		3-2		1-2	1-2
		1-1		1-4	0-1			
		10-15	1-0	7-4				1-0
	4-5	15-12	2-2	1-7				2-1
					16-15	21-28	3-0	2-0
					0-3			1-0
					1-5		3-6	1-1
		2-3		6-5				
4-5								0-1
						7-3		1-0
					1-2	0-1	4-5	0-2
		1-1		25-22	0-3		2-5	
0-1								
61-67	61-67	61-67	61-67	61-67	61-67	61-67	61-67	32-37

ORGANIZATION

2022 INDIANS

INTERNATIONAL
LEAGUE

2021 REVIEW

PIRATES

HISTORY

GENERAL

2021 INDIANS STATISTICAL LEADERS & TOTALS

TEAM LEADERS

Batting		(AAA-E rank, min. 2.7 PA/game)	Pitching		(AAA-E rank, min. 0.8 IP/game)
Average	Christian Bethancourt.....	281	Wins	James Marvel/Beau Sulser.....	7
Games	Chris Sharpe.....	108	Losses	Beau Sulser.....	9
At-Bats	Bligh Madris.....	334	ERA	James Marvel.....	5.26 (9th)
Runs	Hunter Owen.....	55	Games	Shea Spitzbarth.....	42
Hits	Christian Bethancourt.....	93	Games Started	Beau Sulser.....	24 (T-1st)
Doubles	Bligh Madris/Chris Sharpe.....	25	CGs	0
Triples	Jared Oliva.....	4 (T-9th)	Shutouts	0
Home Runs	Hunter Owen.....	20	Saves	Tyler Bashlor.....	6 (T-10th)
RBI	Christian Bethancourt.....	60	IP	James Marvel.....	131.2 (2nd)
Walks	Chris Sharpe/Cole Tucker.....	41	Hits Allowed	Beau Sulser.....	150
Strikeouts	Hunter Owen.....	124	Runs Allowed	James Marvel/Beau Sulser.....	87
Stolen Bases	Jared Oliva.....	10	ER Allowed	James Marvel/Beau Sulser.....	77
OBP	Bligh Madris.....	352	HR Allowed	James Marvel/Beau Sulser.....	21
SLG	Christian Bethancourt.....	468	Walks	James Marvel.....	54
Fielding Errors	Ethan Paul.....	10	Strikeouts	Beau Sulser.....	102

HIGHS AND LOWS

INDIANS, INDIVIDUAL HITTING				INDIANS, TEAM HITTING		
Category	No.	Player	Date	Category	No.	Date
Most At Bats	6 (16x)	--	MR: 8/7 @ IOW	Most Runs / Game	17	9/26 @ OMA
Most Runs	4 (3x)	Chavis, Castillo, Cruz	MR: 9/26 @ OMA	Most Hits / Game	18 (2x)	MR: 8/7 @ IOW
Most Hits	4 (4x)	Alford (2), Castillo, Cruz	MR: 9/29 vs. NAS	Fewest Runs	0 (9x)	MR: 9/16 vs. STP
Most XBH	3 (3x)	Alford, Bethancourt, Chavis	MR: 8/7 @ IOW	Fewest Hits	0	5/9 @ IOW
Most Doubles	2 (14x)	--	MR: 10/3 vs. NAS	Most Runs / Inning	8	7/18 vs. OMA (B6)
Most Triples	1 (14x)	--	MR: 10/3 vs. NAS	Most Hits / Inning	7	8/1 @ STP (T1)
Most Home Runs	2 (10x)	--	MR: 9/26 @ OMA	Most Doubles	6 (3x)	MR: 8/7 @ IOW
Most Total Bases	10	Alford	8/6 @ IOW	Most Triples	1 (14x)	MR: 10/3 vs. NAS
Most RBI	5 (4x)	--	MR: 9/26 @ OMA	Most Home Runs	6	8/6 @ IOW
Most Walks	4	Alford	6/20 vs. MEM	Most HR / Inning	3	9/26 @ OMA
Most Strikeouts	4 (9x)	--	MR: 9/29 vs. NAS	Consec. Games w/ HR	8	9/22-10/1
Most Stolen Bases	2	Swaggerty	5/5 @ IOW	Most Extra-Base Hits	11 (2x)	MR: 8/7 @ IOW
Hit Streak	15	Madris	8/28-9/15	Most RBI	16	9/26 @ OMA
HR Streak	4	Cruz	9/24-30	Most Walks	10	7/18 vs. OMA
RBI Streak	5 (2x)	Bethancourt, Moran	MR: 6/3-8/1	Most HBP	5	8/7 @ IOW
				Most Strikeouts	18	7/1 vs. IOW
				Most Stolen Bases	3 (2x)	MR: 8/14 vs. STP
				Most Team LOB	14	5/21 @ STP

INDIANS, INDIVIDUAL PITCHING				INDIANS, TEAM PITCHING		
Category	No.	Player	Date	Category	No.	Date
Most IP (S)	8.0	Marvel	10/1 vs. NAS	Most IP	12.0 (2x)	MR: 7/14 vs. OMA
Most IP (R)	5.1	Sulser	7/4 vs. IOW	Most Runs	16	7/27 @ STP
Most Hits (S)	10 (3x)	Marvel (2), Sulser	MR: 9/8 @ LOU	Most Runs / Inning	8	7/27 @ STP (B1)
Most Hits (R)	8	Wright	7/21 vs. TOL	Most Hits	16 (2x)	MR: 9/25 @ OMA
Most Runs (S)	10	Sulser	9/25 @ OMA	Most Hits / Inning	6 (3x)	MR: 9/29 vs. NAS (T4)
Most Runs (R)	8 (2x)	Wright, Jacques	MR: 7/27 @ STP	Fewest Runs	0 (5x)	MR: 9/17 vs. STP
Most ER (S)	10	Sulser	9/25 @ OMA	Fewest Hits	2	5/4 @ IOW
Most ER (R)	8 (2x)	Wright, Jacques	MR: 7/27 @ STP	Most HR	4 (3x)	MR: 9/24 @ OMA
Most HR (S)	3 (2x)	Marvel, Sulser	MR: 9/25 @ OMA	Most HR / Inning	2 (13x)	MR: 9/24 @ OMA (B3)
Most HR (R)	2 (6x)	--	MR: 7/27 @ STP	Consec. Games w/ HR	10	8/8-19
Most Walks (S)	6	Vieaux	8/17 @ TOL	Most Walks	10	6/20 vs. MEM
Most Walks (R)	5	Wright	7/21 vs. TOL	Most HBP	4	7/28 @ STP
Most HBP (S)	2 (4x)	Marvel (2), Sulser, Vieaux	MR: 9/10 @ LOU	Most Strikeouts	15 (2x)	MR: 6/1 vs. COL
Most HBP (R)	2 (5x)	--	MR: 8/17 @ TOL	Most Balks	1 (7x)	MR: 9/23 @ OMA
Most Strikeouts (S)	10	De Jong	5/4 @ IOW	Most Wild Pitches	3 (2x)	MR: 7/21 vs. TOL
Most Strikeouts (R)	8	Wright	7/31 @ STP	Most Team LOB	14	7/14 vs. OMA
Most Wild Pitches	3	Sulser	7/17 vs. OMA			
Scoreless Streak	20.1ip	Sulser	6/27-7/17 (2)			

2021 INDIANS HITTING CHARTS

MONTHLY BREAKDOWNS

Month	G	Hits (Game)	Avg.	HR	RBI	Runs (Game)	BB/SO	SB/CS
May	23	170 (7.4)	.223	25	85	93 (4.0)	90/248	13/6
June	26	192 (7.4)	.229	29	107	115 (4.4)	107/245	14/4
July	26	201 (7.7)	.235	23	114	121 (4.7)	87/232	11/5
August	27	215 (8.0)	.239	30	128	138 (5.1)	112/245	18/7
September	24	197 (8.2)	.251	30	115	123 (5.1)	96/202	14/3
October	2	16 (8.0)	.235	2	8	10 (5.0)	7/21	1/1

HOME VS. ROAD

64	Games	64
34-30	Overall Record	27-37
.237	Average	.234
300 (4.7)	Runs/Games	300 (4.7)
487 (7.6)	Hits/Games	504 (7.9)
101	Doubles	107
4	Triples	10
63	Home Runs	76
168 (2.6)	Extra-Base Hits/Games	193 (3.0)
277	RBI	280
278	Walks	221
580	Strikeouts	613
36	Stolen Bases	35
15	Caught Stealing	11

INDIANS 2-OUT RBI

Player	No.	Player	No.	Player	No.
Madris	25	Paul	7	Castillo	2
Owen	25	Marcano	6	Cruz	2
Bethancourt	15	Oliva	6	Park	2
Alford	14	Strange-Gordon	6	Busby	1
Rivera	12	Nogowski	5	Castro	1
Sharpe	12	Tom	5	Gonzalez	1
Chavis	11	Fowler	4	Martin	1
Craig	11	Hudson	4	Stokes Jr.	1
Davis	8	Evans	3	Susac	1
Tucker	8	Swaggerty	3	Total	209
Kramer	7				

WINS RESULTING FROM FINAL AT-BAT

Date	Opp.	Batter	Game Winner	Inning	Final
5/14	vs. TOL	Bethancourt	1B to RF (Fowler scores)	8	6-2
5/16	vs. TOL	Bethancourt	1B to CF (Swaggerty scores)	9	6-5
5/21	@ STP	Kramer	HR to RF (Paul scores)	10	6-4
6/1	vs. COL	Madris	1B to LF (Stokes Jr. scores)	8	5-3
6/5	vs. COL	Hudson	BB (Owen scores)	8	3-2
6/17	vs. MEM	Difo	1B to CF (Owen scores)	11	3-2
6/20	vs. MEM	Bethancourt	1B to CF (Alford scores; Difo scores on other advancement)	11	8-7
6/30	vs. IOW	Bethancourt	1B to RF (Rivera scores)	10	2-1
7/1	vs. IOW	Bethancourt	1B to LF (Tucker and Craig score)	12	7-6
7/15	vs. OMA	Rivera	1B to RF (Paul and Strange-Gordon score)	5 (rain)	4-3
7/20	vs. TOL	Hudson	1B to CF (Owen scores)	10	12-11
8/10	vs. STP	Chavis	HR to LCF (Oliva scores)	9	9-8
8/14	vs. STP	Sharpe	2B to LF (Marcano, Gonzalez and Bethancourt score)	8	7-4
8/27	vs. LOU	Madris	SF to CF (Gonzalez scores)	10	3-2
8/31	vs. IOW	Oliva	1B to CF (Paul scores)	8	4-3
9/5 (1)	vs. IOW	Bethancourt	1B to CF (Tom and Castillo scores)	7	4-3
9/29	vs. NAS	Oliva	E6 (Madris scores)	10	5-4

GENERAL

HISTORY

PIRATES

2021 REVIEW

INTERNATIONAL LEAGUE

2022 INDIANS

ORGANIZATION

2021 INDIANS MULTI-HIT AND MULTI-RBI GAMES

MULTI-HIT GAMES (TEAM RECORD)						MULTI-RBI GAMES (TEAM RECORD)				
PLAYER	2	3	4	5+	TOTAL	2	3	4	5+	TOTAL
Alford	12 (5-7)	3 (3-0)	2 (2-0)		17 (10-7)	4 (3-1)	3 (1-2)	2 (2-0)	1 (1-0)	10 (7-3)
Bethancourt	23 (15-8)	4 (3-1)			27 (18-9)	11 (10-1)	5 (3-2)		1 (1-0)	17 (14-3)
Castillo	3 (3-0)		1 (1-0)		4 (4-0)	1 (1-0)				1 (1-0)
Castro	2 (1-1)	1 (1-0)			3 (2-1)	2 (1-1)	1 (1-0)			3 (2-1)
Chavis	4 (2-2)	3 (2-1)			7 (4-3)	6 (4-2)	2 (1-1)			8 (5-3)
Craig	8 (5-3)	3 (3-0)			11 (8-3)	2 (1-1)	3 (2-1)	1 (1-0)		6 (4-2)
Cruz	1 (1-0)	1 (1-0)	1 (1-0)		3 (3-0)	2 (1-1)				2 (1-1)
Davis, T.	4 (2-2)	1 (1-0)			5 (3-2)	3 (1-2)	2 (2-0)			5 (3-2)
Delay	3 (3-0)				3 (3-0)					
Difo	2 (2-0)				2 (2-0)					
Evans	5 (3-2)	1 (1-0)			6 (4-2)	3 (2-1)				3 (2-1)
Fowler	3 (2-1)				3 (2-1)		1 (1-0)			1 (1-0)
Gonzalez	1 (1-0)				1 (1-0)					
Hayes	2 (0-2)				2 (0-2)	1 (0-1)				1 (0-1)
Hudson	6 (6-0)	1 (1-0)			7 (7-0)	3 (3-0)	1 (1-0)			4 (4-0)
Kramer	5 (4-1)	1 (1-0)			6 (5-1)	4 (3-1)		1 (1-0)		5 (4-1)
Macias	6 (2-4)	2 (1-1)			8 (3-5)	1 (1-0)	1 (1-0)			2 (2-0)
Madris	17 (10-7)	5 (2-3)			22 (12-10)	8 (6-2)	4 (1-3)	1 (1-0)		13 (8-5)
Marcano	10 (7-3)				10 (7-3)	2 (2-0)				2 (2-0)
Martin	2 (1-1)				2 (1-1)	1 (1-0)		1 (1-0)		2 (2-0)
Moran	1 (1-0)				1 (1-0)	1 (0-1)	1 (1-0)	1 (1-0)		3 (2-1)
Nogowski		1 (1-0)			1 (1-0)	1 (1-0)			1 (1-0)	2 (2-0)
Oliva	14 (10-4)	2 (2-0)			16 (12-4)	3 (3-0)	2 (1-1)		1 (1-0)	6 (5-1)
Owen	18 (13-5)	1 (1-0)			19 (14-5)	7 (4-3)	4 (2-2)	1 (1-0)		12 (7-5)
Park							1 (1-0)			1 (1-0)
Paul	5 (1-4)				5 (1-4)	1 (0-1)	1 (1-0)	1 (1-0)		3 (2-1)
Rivera	13 (8-5)	1 (1-0)			14 (9-5)	5 (4-1)	1 (1-0)			6 (5-1)
Sharpe	8 (7-1)				8 (7-1)	6 (6-0)	3 (3-0)			9 (9-0)
Stokes Jr.	1 (1-0)				1 (1-0)	1 (1-0)				1 (1-0)
Strange-Gordon	5 (3-2)				5 (3-2)	2 (1-1)				2 (1-1)
Susac	2 (1-1)				2 (1-1)	1 (1-0)				1 (1-0)
Swaggerty		1 (1-0)			1 (1-0)	1 (1-0)	1 (1-0)			2 (2-0)
Tom	1 (0-1)				1 (0-1)	2 (2-0)				2 (2-0)
Tucker	8 (6-2)	3 (3-0)			11 (9-2)	4 (3-1)	2 (2-0)			6 (5-1)
Totals:	195	35	4		234	89	39	9	4	141

106

2022 INDIANAPOLIS INDIANS MEDIA GUIDE

INDIVIDUAL HOME RUNS (TEAM RECORD)

PLAYER	SOLO (TEAM W-L)	2R (TEAM W-L)	3R (TEAM W-L)	GS (TEAM W-L)	TOTAL (TEAM W-L)
Alford	9 (5-4)	3 (3-0)	2 (1-1)		14 (8-5)
Bethancourt	8 (5-3)	6 (5-1)			14 (9-4)
Castillo	2 (1-1)	1 (1-0)			3 (2-1)
Castro	2 (0-1)	1 (1-0)			3 (1-1)
Chavis	3 (2-1)	4 (3-1)	1 (0-1)		8 (5-3)
Craig	6 (4-1)	1 (0-1)	1 (1-0)		8 (4-2)
Cruz	3 (2-1)	2 (1-1)			5 (3-2)
Davis	1 (0-1)		1 (1-0)		2 (1-1)
Delay	2 (1-1)				2 (1-1)
Fowler	2 (1-1)		1 (1-0)		3 (2-1)
Hayes	1 (0-1)	1 (0-1)			2 (0-2)
Hudson	1 (1-0)	2 (2-0)			3 (3-0)
Kramer	1 (0-1)	2 (2-0)			3 (2-1)
Macias		1 (1-0)	1 (1-0)		2 (2-0)
Madris	4 (2-2)	3 (2-1)	1 (1-0)	1 (1-0)	9 (6-3)
Marcano	1 (1-0)				1 (1-0)
Martin	2 (2-0)		1 (1-0)		3 (2-0)
Moran		1 (0-1)	1 (1-0)		2 (1-1)
Nogowski			1 (1-0)		1 (1-0)
Oliva		2 (1-1)			2 (1-1)
Owen	14 (7-6)	4 (1-3)	1 (0-1)	1 (1-0)	20 (8-10)
Paul			1 (1-0)		1 (1-0)
Rivera	4 (4-0)	1 (0-1)			5 (4-1)
Sharpe	2 (2-0)	2 (2-0)	1 (1-0)		5 (5-0)
Stokes Jr.	2 (2-0)				2 (2-0)
Strange-Gordon	1 (1-0)	2 (1-1)			3 (2-1)
Susac	2 (2-0)				2 (2-0)
Swaggerty	2 (2-0)		1 (1-0)		3 (3-0)
Tom		2 (2-0)			2 (2-0)
Tucker	4 (3-0)	2 (2-0)			6 (4-0)
Totals:	79	43	15	2	139

SINGLE GAME HOME RUNS

TEAM HR HIT	HOME (TEAM W-L)	AWAY (TEAM W-L)	OVERALL (TEAM W-L)
0 HR	26 (13-13)	23 (3-20)	49 (16-33)
1 HR	21 (9-12)	22 (7-15)	43 (16-27)
2 HR	10 (6-4)	12 (10-2)	22 (16-6)
3 HR	6 (5-1)	2 (2-0)	8 (7-1)
4 HR	1 (1-0)	2 (2-0)	3 (3-0)
5 HR		2 (2-0)	2 (2-0)
6 HR		1 (1-0) *	1 (1-0)
Totals:	34-30	27-37	61-67

* Recorded on 8/6 @ IOW

HOME RUN VARIANTS

Leadoff HR: Travis Swaggerty (5/4 @ IOW; 5/11 vs. TOL), Anthony Alford (6/13 @ NAS; 6/16 vs. MEM), Tucupita Marcano (8/7 @ IOW), Oneil Cruz (9/26 @ OMA)

Walk-Off HR: Michael Chavis (8/10 vs. STP)

Back-to-back HR: Kevin Kramer, Will Craig (5/12 vs. TOL), Anthony Alford, Christian Bethancourt (5/13 vs. TOL), Bligh Madris, T.J. Rivera (6/24 @ LOU), Tucupita Marcano, Cole Tucker (8/7 @ IOW)

Multi-HR Games: Will Craig (5/11 vs. TOL; 6/25 @ LOU), Cole Tucker (6/12 @ NAS; 8/7 @ IOW), Anthony Alford (8/6 @ IOW), Hunter Owen (8/6 @ IOW; 9/18 vs. STP), Rodolfo Castro (9/23 @ OMA), Mason Martin (9/24 @ OMA), Christian Bethancourt (9/26 @ OMA)

Extra-inning HR: Kevin Kramer (5/21 @ STP)

Grand Slams: Hunter Owen (6/19 vs. MEM), Bligh Madris (7/18 vs. OMA)

Pinch-hit HR: Troy Stokes Jr. (5/6 @ IOW), Christian Bethancourt (6/20 vs. MEM), Fabricio Macias (8/1 @ STP), Diego Castillo (9/29 vs. NAS)

STARTING PITCHER RUN SUPPORT

Pitcher	Starts	Runs	R/Start	High	Low	Team Record	QS
Anderson	4	12	3.0	4	2	0-4	0
Bido	2	20	20.0	17	3	1-1	0
Brault	3	5	1.7	2 (2x)	1	1-2	0
Contreras	1	3	3.0	--	--	0-1	0
De Jong	4	18	4.5	6	3	4-0	2
Howard	1	2	2.0	--	--	0-1	0
Keller, K	1	6	6.0	--	--	1-0	0
Keller, M	6	28	4.7	12	0	4-2	0
Kranick	12	55	4.6	11	0	7-5	3
Kuhl	2	3	1.5	2	1	0-2	0
Marvel	22	127	6.0	12 (3x)	0 (3x)	14-8	4
Miller	1	5	5.0	--	--	0-1	0
O'Reilly	3	16	5.3	9	2	2-1	0
Oviedo	3	11	3.7	5	2	0-3	0
Peters	2	25	12.5	13	12	2-0	0
Ponce	8	21	2.6	5 (2x)	0	3-5	2
Sulser	24	111	4.6	11	1 (3x)	11-13	5
Vieaux	8	51	6.4	13	1	3-5	0
Wright	12	53	4.4	10 (2x)	0	5-7	0
Yajure	9	28	3.1	7 (2x)	0 (2x)	3-6	3
Totals	128	600	4.7	17	0 (9x)	61-67	19

STARTERS MONTHLY BREAKDOWN

Month	G	W-L	ERA	IP	H	R/ER	HR	HB	BB/SO	WP	GDP	WHIP
May	23	6-5	4.08	106.0	106	55/48	14	4	38/113	6	6	1.36
June	26	6-8	5.26	116.1	126	72/68	12	7	47/108	3	6	1.49
July	26	4-12	6.11	104.2	123	79/71	17	9	45/98	7	15	1.61
Aug.	27	4-9	5.07	115.1	123	77/65	19	11	57/96	4	13	1.56
Sept.	24	7-10	5.72	111.2	129	83/71	18	3	45/86	5	10	1.56
Oct.	2	1-0	2.45	11.0	7	3/3	1	0	3/11	0	0	0.91
Totals	128	28-44	5.19	565.0	614	369/326	81	34	235/512	25	50	1.50

BULLPEN MONTHLY BREAKDOWN

Month	G	W-L	ERA	SV/SVO	IP	H	R/ER	HR	HB	BB/SO	WP	GDP	WHIP
May	23	5-7	3.36	5/9	93.2	74	40/35	13	5	40/109	5	4	1.22
June	26	9-3	3.19	5/7	113.0	89	46/40	12	11	46/129	9	6	1.17
July	26	6-4	4.34	2/4	124.1	106	65/60	14	12	46/124	9	11	1.22
Aug.	27	9-5	4.00	7/11	120.1	118	62/54	10	6	50/115	4	12	1.38
Sept.	24	4-3	4.31	3/5	96.0	92	54/46	12	7	45/105	5	10	1.43
Oct.	2	0-1	7.71	0/0	7.0	7	7/6	1	0	4/10	0	0	1.57
Totals	128	33-23	3.91	22/36	554.1	486	274/241	62	41	231/592	32	43	1.29

MONTHLY BREAKDOWN

Month	G	W-L	ERA	SV/SVO	IP	H	R/ER	HR	HB	BB/SO	WP	GIDP	WHIP	AVG
May	23	11-12	3.74	5/9	199.2	180	95/83	27	9	78/222	11	10	1.29	.238
June	26	15-11	4.20	5/7	229.1	215	118/107	24	18	93/237	12	12	1.34	.246
July	26	10-16	5.15	2/4	229.0	229	144/131	31	21	91/222	16	26	1.40	.264
Aug.	27	13-14	4.54	7/11	235.2	241	139/119	29	17	107/211	8	25	1.48	.265
Sept.	24	11-13	5.07	3/5	207.2	221	137/117	30	10	90/191	10	20	1.50	.272
Oct.	2	1-1	4.50	0/0	18.0	14	10/9	2	0	7/21	0	0	1.17	.212
Totals	128	61-67	4.55	22/36	1119.1	1100	643/566	143	75	466/1104	57	93	1.40	.256

HOME	VS.	ROAD
64	Games	64
34-30	Overall Record	27-37
4.27	ERA	4.85
12	Saves	10
323 (5.0)	Runs/Game	320 (5.0)
550 (8.6)	Hits/Game	550 (8.6)
67	Home Runs Allowed	76
45	Hit Batsmen	30
220	Walks	246
577	Strikeouts	527
34	Wild Pitches	23
.249	Opponent Average	.264

2021 MISCELLANEOUS

INDIANS SITUATIONAL RECORDS

	Leading	Tied	Trailing	Tuesday	11-9	Game 1	12-10
After 6 Innings	43-5	5-5	12-57	Wednesday	4-17	Game 2	3-19
After 7 Innings	46-2	7-7	7-58	Thursday	9-14	Game 3	11-11
After 8 Innings	48-3	6-8	3-51	Friday	14-8	Game 4	11-11
				Saturday	12-8	Game 5	14-7
				Sunday	11-11	Game 6	9-9
						Game 7	1-0
1-Run Games	23-20	Scoring First	41-16		Overall	Home	Road
2-Run Games	5-9	Opp. Scores First	20-51	May	11-12	5-1	6-11
3-Run Games	7-9	Comeback Wins	28	June	15-11	10-4	5-7
4+Run Games	26-29	Opp. Comeback Wins	23	July	10-16	6-10	4-6
Shutout Record	5-9	Extra Innings	8-5	August	13-14	6-7	7-7
				September/October	12-14	7-8	5-6
Day Games	13-15	Doubleheaders	3-5	Overall	61-67	34-30	27-37
Night Games	48-52	G1: (2-2), G2: (1-3)					
IND Outhits Opp	43-8	Score at least 4	51-19	** (2+ Games)	Overall	Home	Road
Opp. Outhits IND	12-53	Score less than 4	10-48	Series W-L-T	5-9-8	3-3-5	2-6-3
Teams Tie in Hits	6-6			Series Sweeps	0-1	0-0	0-1
IND hits HR	45-34	Opp. hits HR	31-51		Overall	Home	Road
IND no HR	16-33	Opp. no HR	30-16	Longest Win Streak	W5 (2x)	W4 (2x)	W4
					(6/12-17, 8/5-10)	(5/14-6/1, 8/27-31)	(8/5-8)
IND has Error	28-42	IND no Errors	33-25	Longest Loss Streak	L7	L4 (2x)	L7
					(5/23-30)	(8/15-26, 9/5 [2]-16)	(5/23-30)
vs. RH Starter	42-52	vs. LH Starter	19-15				

INDIANS VS. TRIPLE-A EAST

NORTHEAST	Overall	Home	Road	SOUTHEAST	Overall	Home	Road	MIDWEST	Overall	Home	Road
BUF	--	--	--	CLT	--	--	--	COL	6-5	4-2	2-3
LHV	--	--	--	DUR	--	--	--	IOW	11-13	5-7	6-6
ROC	--	--	--	GWN	--	--	--	LOU	8-10	3-3	5-7
SWB	--	--	--	JAX	--	--	--	OMA	5-12	3-3	2-9
SYR	--	--	--	MEM	5-1	5-1	--	STP	12-12	5-7	7-5
WOR	--	--	--	NAS	5-5	2-2	3-3	TOL	9-9	7-5	2-4
TOTALS	--	--	--	NOR	--	--	--	TOTALS	51-61	27-27	24-34
				TOTALS	10-6	7-3	3-3				

TEAM MISCELLANEOUS

Category	No.	Date (MR)
Largest Margin Of Victory	12 R	8/7 @ IOW (13-1)
Largest Margin Of Defeat	15 R	7/27 @ STP (16-1)
Walk-off Wins (Indians)	10	9/29 vs. NAS (B10)
Walk-off Wins (Opponents)	9	9/11 @ LOU (B9)
Largest Home Crowd	10,869	7/4 vs. IOW
Largest Road Crowd	10,139	6/12 @ NAS
Longest Game (Innings)	12 innings (2x)	7/14 vs. OMA
Longest Game (Duration)	4:19	6/20 vs. MEM (11 innings)
Longest Game (Duration, 9 innings)	3:36	7/18 vs. OMA
Shortest Game (Duration)	1:38	7/15 vs. OMA (5 innings)
Shortest Game (Duration, 9 innings)	2:25	7/4 vs. IOW

2022 INDIANS

INTERNATIONAL
LEAGUE

2021 REVIEW

PIRATES

HISTORY

GENERAL

Date	Batter of the Week	Pitcher of the Week	Position	Player
5/4-9	Jesus Sanchez, JAX	Alek Manoah, BUF	1B	Juan Yezpe, MEM
5/10-16	Marco Hernandez, CLT	Deivi Garcia, SWB	2B	Jake Noll, ROC
5/17-23	Cornelius Randolph, LHV	Elieser Hernandez, JAX	SS	Kevin Smith, BUF
5/24-30	Tyrone Taylor, NAS	Griffin Jax, STP	3B	Aderlin Rodriguez, TOL
5/31-6/6	Luis Garcia, ROC	Aaron Ashby, NAS	C	Tomas Telis, STP
6/7-13	Ryan O'Hearn, OMA	Tyler Eppler, ROC	OF	Josh Lowe, DUR
6/14-20	Tim Beckham, CLT	Zach Logue, BUF	OF	Vidal Brujan, DUR
6/21-27	Chris Gittens, SWB	Shane Baz, DUR	OF	Khalil Lee, SYR
6/28-7/4	Drew Maggi, STP	Bryse Wilson, GWN	DH	Ryan McBroom, OMA
7/5-11	Yariel Gonzalez, TOL	Joe Ryan, DUR	RHP	Jackson Kowar, OMA
7/12-18	William Contreras, GWN	Raynel Espinal, WOR	LHP	Matthew Liberatore, MEM
7/19-25	Tyler White, BUF	Luis Gil, SWB	Reliever	Luke Barker, NAS
7/26-8/1	Jose Barrero, LOU	Josh Walker, SYR		
8/2-8	Bobby Witt Jr., OMA	Connor Seabold, WOR		
8/9-15	Rylan Bannon, NOR	Keegan Thompson, IOW		
8/16-22	Mikie Mahtook, CLT	Sean Boyle, SWB		MVP
8/23-29	Dalton Kelly, DUR	Daniel Castano, JAX		Aderlin Rodriguez, TOL
8/30-9/5	Steven Kwan, COL	Connor Seabold, WOR		
9/6-12	Brendan Donovan, MEM	Tommy Romero, DUR		Pitcher of the Year
9/13-19	Gabriel Arias, COL	Kyle Wright, GWN		Jackson Kowar, OMA
9/20-26	Rodolfo Castro, IND	Tobias Myers, DUR		
9/27-10/3	Gregory Polanco, BUF	Daniel Gossett, WOR		Top MLB Prospect
				Bobby Witt Jr., OMA

Month	Player of the Month	Pitcher of the Month	Co-Managers of the Year
May	Jesus Sanchez, JAX	Jackson Kowar, OMA	Brady Williams, DUR Casey Candaele, BUF
June	Ryan O' Hearn, OMA	Mike Wright, CLT	
July	Aderlin Rodriguez, TOL	Mark Leiter Jr., TOL	
August	Bobby Witt Jr., OMA	Ben Braymer, ROC	
September	Gregory Polanco, BUF	Tommy Romero, DUR	

2021 TRIPLE-A EAST BATTING LEADERS

TRIPLE-A EAST TEAM BATTING

Team Batting	AVG	G	AB	R	H	TB	2B	3B	HR	RBI	BB	IBB	SO	SB	CS	OBP	SLG	OPS	SAC	SF	HBP	GIDP
Buffalo	.262	126	4048	640	1061	1730	219	21	136	598	505	3	1044	117	37	.353	.427	.781	11	46	91	91
Omaha	.260	129	4350	746	1129	2081	213	23	231	708	493	10	1163	150	37	.341	.478	.820	16	34	66	73
Toledo	.257	130	4329	710	1111	1970	213	38	190	677	534	12	1258	66	27	.345	.455	.800	7	35	66	83
Durham	.255	130	4277	732	1092	1949	262	23	183	683	532	8	1185	142	36	.343	.456	.798	4	38	55	66
Scranton/WB	.255	127	4121	680	1052	1744	218	18	146	635	537	9	1160	148	40	.352	.423	.776	21	35	99	87
Columbus	.253	127	4264	605	1079	1842	254	16	159	574	452	5	1153	71	27	.333	.432	.764	14	23	67	79
St. Paul	.251	130	4378	686	1098	1876	204	20	178	642	462	11	1229	76	26	.332	.429	.761	1	30	87	98
Charlotte	.247	128	4242	585	1049	1814	216	15	173	548	362	4	1244	65	22	.311	.428	.738	7	41	48	82
Louisville	.246	128	4212	531	1036	1573	201	21	98	500	465	14	993	65	29	.329	.373	.702	17	29	71	115
Gwinnett	.245	129	4211	614	1030	1743	191	15	164	580	471	6	1197	99	36	.325	.414	.739	19	21	42	69
Syracuse	.244	126	3992	582	976	1625	199	12	142	543	529	8	1031	124	42	.343	.407	.750	12	33	88	88
Memphis	.244	128	4150	587	1014	1658	191	21	137	544	448	9	1080	60	34	.324	.400	.723	27	30	54	94
Worcester	.244	128	4164	600	1015	1713	211	23	147	569	497	5	1263	140	23	.331	.411	.742	6	41	66	62
Iowa	.243	129	4284	588	1042	1636	192	21	120	557	516	10	1199	92	27	.335	.382	.716	25	24	84	89
Jacksonville	.243	130	4222	577	1026	1682	182	33	136	535	406	7	1204	112	35	.319	.398	.717	27	32	79	93
Nashville	.241	128	4174	618	1006	1673	221	19	136	580	524	7	1233	85	25	.332	.401	.732	14	36	59	95
Lehigh Valley	.236	128	4118	564	971	1473	188	25	88	520	513	7	1071	81	30	.328	.358	.685	22	41	69	80
Indianapolis	.235	128	4209	600	991	1644	208	14	139	557	499	13	1193	71	26	.325	.391	.716	17	30	74	91
Rochester	.233	127	4088	534	952	1567	186	15	133	501	444	6	1048	49	16	.316	.383	.699	17	25	62	87
Norfolk	.220	130	4122	527	908	1548	171	23	141	492	498	1	1228	82	32	.312	.376	.688	11	26	63	97

BATTING TOP 10 (Min. 2.7 PA/Team Game)

Player	Team	AVG	G	AB	R	H	2B	3B	HR	RBI	SB
Miranda, Jose	STP	.343	80	341	61	117	24	0	17	56	0
#Camargo, Johan	GWN	.326	104	386	70	126	24	4	19	67	0
Muñoz, Yairo	WOR	.308	88	351	45	108	16	4	8	36	18
Noll, Jake	ROC	.300	118	437	60	131	28	3	17	69	4
#Telis, Tomas	STP	.296	101	423	51	125	12	2	12	50	5
White, Tyler	BUF	.292	105	353	54	103	26	0	13	65	2
*Lowe, Josh	DUR	.291	111	402	76	117	28	2	22	78	26
*Marabell, Connor	COL	.291	99	337	41	98	23	2	8	49	4
Rodríguez, Aderlin	TOL	.290	116	434	67	126	26	3	29	94	1
Yepez, Juan	MEM	.289	92	304	56	88	25	0	22	63	1

BATTING CATEGORY LEADERS

Runs	Hits	Doubles
McBroom, Ryan	OMA	78
#Bruján, Vidal	DUR	77
*Lowe, Josh	DUR	76
#Camargo, Johan	GWN	70
#Waters, Drew	GWN	70
Noll, Jake	ROC	131
#Camargo, Johan	GWN	126
Rodríguez, Aderlin	TOL	126
*Telis, Tomas	STP	125
Arias, Gabriel	COL	124
#Bruján, Vidal	DUR	31
*Lukes, Nathan	DUR	31
*Rutherford, Blake	CLT	30
Arias, Gabriel	COL	29
*Lowe, Josh/Noll, Jake	DUR/ROC	28

Triples	Home Runs	RBI
*Moniak, Mickey	LHV	8
*Clemens, Kody	TOL	6
#Franco, Wander	DUR	6
McCoy, Mason	NOR	6
4 tied with	5	
McBroom, Ryan	OMA	32
Rodríguez, Aderlin	TOL	29
*Kelly, Dalton	DUR	27
Mahtook, Mikie	CLT	26
*Lowe, Josh/Yepez, Juan	DUR/MEM	22
Rodríguez, Aderlin	TOL	94
McBroom, Ryan	OMA	88
*Lowe, Josh	DUR	78
*Kelly, Dalton	DUR	74
Noll, Jake/Smith, Kevin	ROC/BUF	69

Extra-Base Hits	Total Bases	Walks
Rodríguez, Aderlin	TOL	58
*Lowe, Josh	DUR	52
Smith, Kevin	BUF	52
McBroom, Ryan	OMA	48
Noll, Jake	ROC	48
Rodríguez, Aderlin	TOL	245
McBroom, Ryan	OMA	227
Noll, Jake	STP	216
#Camargo, Johan	GWN	215
*Lowe, Josh	DUR	215
White, Tyler	BUF	80
*Lee, Khalil	SYR	71
*Ockimey, Josh	WOR	62
Robertson, Kramer	MEM	62
*Lowe, Josh/*Palka, Daniel	DUR/ROC	61

Stolen Bases	On-Base Percentage	Slugging Percentage
#Bruján, Vidal	DUR	44
*Miller, Brian	JAX	36
*Wall, Forrest	BUF	35
#Velazquez, Andrew	SWB	29
#Waters, Drew	GWN	28
*Lee, Khalil	SYR	.451
White, Tyler	BUF	.424
#Camargo, Johan	GWN	.401
Miranda, Jose	STP	.397
Yepez, Juan	MEM	.382
Yepez, Juan	MEM	.589
Rodríguez, Aderlin	TOL	.565
Miranda, Jose	STP	.563
Smith, Kevin	BUF	.561
#Camargo, Johan	GWN	.557

KEY: * - Left-handed hitter, # - Switch-hitter

2021 TRIPLE-A EAST PITCHING LEADERS

TRIPLE-A EAST TEAM PITCHING

Team Pitching	W-L	ERA	G	CG	SHO	HLD	SV-SVO	IP	H	R	ER	HR	HB	BB-IBB	SO	WP	WHIP	AVG	DP
Durham	86-44	3.40	130	0	14	59	29-47	1126.0	873	469	426	143	54	362-6	1326	54	1.10	.212	86
Buffalo	79-47	3.46	126	0	9	72	36-48	1074.2	900	471	413	118	78	406-3	1148	62	1.22	.225	68
Gwinnett	71-58	3.72	129	3	9	56	31-48	1112.0	950	504	460	124	41	439-4	1191	81	1.25	.230	104
Scranton/WB	75-52	3.79	127	1	9	39	30-47	1089.0	920	528	458	108	56	545-3	1241	86	1.35	.229	78
Jacksonville	75-55	3.94	130	3	9	33	36-57	1129.1	998	578	494	168	65	436-3	1202	53	1.27	.235	77
Nashville	70-58	4.07	128	0	12	74	27-48	1112.0	1019	571	503	121	59	439-8	1202	73	1.31	.242	83
Louisville	55-73	4.14	128	1	9	61	26-46	1114.2	982	575	513	146	52	457-14	1219	73	1.29	.234	82
Toledo	74-56	4.27	130	0	8	54	33-50	1125.0	1028	591	534	138	72	486-3	1144	88	1.35	.241	90
Worcester	74-54	4.39	128	1	8	56	36-51	1100.0	1042	600	536	135	99	471-5	1161	51	1.38	.248	87
Indianapolis	61-67	4.55	128	0	5	43	22-36	1119.1	1100	643	566	143	75	466-12	1104	57	1.40	.256	93
St. Paul	67-63	4.55	130	0	8	40	28-53	1142.1	1062	627	578	144	74	522-3	1180	74	1.39	.244	76
Norfolk	52-78	4.77	130	2	6	36	27-46	1102.0	1108	656	584	168	48	451-6	1099	90	1.41	.260	82
Memphis	61-67	4.79	128	2	4	42	28-46	1100.2	1130	666	586	158	58	491-11	1096	65	1.47	.265	88
Lehigh Valley	53-75	5.03	128	1	5	30	23-39	1082.2	1036	668	605	128	79	579-16	1113	76	1.49	.251	79
Rochester	49-77	5.05	127	1	6	59	22-40	1071.1	1073	647	601	136	69	483-7	982	78	1.45	.260	89
Iowa	51-78	5.16	129	0	7	36	19-37	1118.1	1067	706	641	203	85	524-19	1173	64	1.42	.249	86
Columbus	59-68	5.22	127	0	10	42	26-45	1099.0	1059	692	637	177	81	563-8	1160	68	1.48	.252	95
Omaha	73-56	5.26	129	0	3	55	32-53	1128.1	1173	710	659	187	74	496-16	1226	92	1.48	.267	101
Charlotte	47-81	5.33	128	0	6	48	19-49	1094.0	1062	718	648	165	77	530-4	1237	116	1.46	.251	81
Syracuse	50-75	5.35	126	1	7	31	27-56	1053.2	1056	686	626	167	94	541-4	972	80	1.52	.261	94

PITCHING TOP 10 (Min. 0.8IP/Team Game)

Pitcher	Team	W-L	ERA	IP	H	R	ER	BB	SO	WHIP	AVG
Wright, Kyle	GWN	10-5	3.02	137.0	117	52	46	45	137	1.18	.228
Lindblom, Josh	NAS	5-4	3.10	104.2	102	38	36	26	117	1.22	.250
Espinal, Raynel	WOR	11-4	3.44	117.2	86	50	45	43	115	1.10	.202
Francis, Bowden	NAS/BUF	10-6	3.95	111.2	82	55	49	43	110	1.12	.205
*Liberatore, Matthew	MEM	9-9	4.04	124.2	123	66	56	33	123	1.25	.257
*Hart, Kyle	WOR	6-9	4.22	106.2	100	58	50	47	90	1.38	.246
O'Brien, Riley	LOU	7-7	4.55	112.2	93	59	57	55	121	1.31	.222
*McCarty, Kirk	COL	9-6	5.01	124.0	117	73	69	44	104	1.30	.246
Marvel, James	IND	7-7	5.26	131.2	145	87	77	54	98	1.51	.285
Strotman, Drew	DUR/STP	10-5	5.29	112.1	115	69	66	63	104	1.58	.267

PITCHING CATEGORY LEADERS


Wins			Losses			Strikeouts		
Espinal, Raynel	WOR	11	*Parkinson, David	LHV	11	Wright, Kyle	GWN	137
Pinto, Ricardo	TOL	11	*Thompson, Zack	MEM	10	Abbott, Cory	IOW	130
Francis, Bowden	NAS/BUF	10	Eppler, Tyler	ROC	9	*Liberatore, Matthew	MEM	123
Strotman, Drew	DUR/STP	10	Sulser, Beau	IND	9	O'Brien, Riley	LOU	121
Wright, Kyle	GWN	10	4 others tied with		9	Lindblom, Josh	NAS	117

Walks Issued			Games Started			Innings Pitched		
García, Deivi	SWB	68	*McCarty, Kirk	COL	24	Wright, Kyle	GWN	137.0
Strotman, Drew	DUR/STP	63	Strotman, Drew	DUR/STP	24	Marvel, James	IND	131.2
*Braymer, Ben	ROC	60	Sulser, Beau	IND	24	*Liberatore, Matthew	MEM	124.2
Reyes, Jesus	SYR	60	Wright, Kyle	GWN	24	*McCarty, Kirk	COL	124.0
*Thompson, Zack	MEM	57	García/O'Brien/Marvel	GWN/SWB/IND	22	Sulser, Beau	IND	122.2

Home Runs Allowed			Saves			Holds		
*Kalish, Jake	OMA	31	Ort, Kaleb	WOR	19	*Speier, Gabe	OMA	12
*McCarty, Kirk	COL	25	Barker, Luke	NAS	13	Sanders, Phoenix	DUR	11
Hauschild, Mike	IOW	24	Baker, Bryan	BUF	11	*Diehl, Phillip	LOU	9
*Tomshaw, Matt	CLT/ROC	23	Bellatti, Andrew	JAX	11	5 tied with		8
García/Marvel/Sulser	SWB/IND	21	García, Luis	SWB	11			

WHIP			Average Against			Complete Games		
Espinal, Raynel	WOR	1.10	Espinal, Raynel	WOR	.202	*Thomas, Connor	MEM	2
Francis, Bowden	NAS/BUF	1.12	Francis, Bowden	NAS/BUF	.205	Wright, Kyle	GWN	2
Wright, Kyle	GWN	1.18	O'Brien, Riley	LOU	.222	12 tied with		1
Lindblom, Josh	NAS	1.22	Wright, Kyle	GWN	.228			
*Liberatore, Matthew	MEM	1.25	*Hart, Kyle	WOR	.246			

KEY: * - Left-handed pitcher



PIRATES

PITTSBURGH PIRATES FRONT OFFICE STAFF



PNC Park

115 Federal Street or P.O. Box 7000
Pittsburgh, PA 15212
(412) 321-BUCS
@Pirates
Pirates.com

Executive

Chairman of the Board	Bob Nutting
President	Travis Williams
Senior Executive Assistant, Team President	Molly Trunzo

Baseball Operations

General Manager	Ben Cherington
Senior Vice President, Baseball Development	Bryan Stroh
Assistant General Managers	Kevan Graves, Steve Sanders
Special Assistant to the General Manager, Cultural Initiatives	Mike Gonzalez
Director, Baseball Operations & Pro Scouting	Will Lawton
Coordinator, Baseball Operations	Trey Rose
Baseball Operations Assistant	Zachary Aldrich
Major League Advance Scout	Jim Dedrick
Major League Scout	Ricky Bennett
Senior Director, Amateur Scouting	Joe DelliCarri
Assistant Director, Amateur Scouting	Mike Mangan
Manager, Team Travel under Baseball Operations	Ryan Denlinger
Senior Director, Baseball Informatics	Dan Fox
Senior Director, Player Personnel	Steve Williams
Assistant Director, Player Personnel	Max Kwan
Director, International Scouting	Junior Vizcaino

Communications

Senior Vice President, Communications & Broadcasting	Brian Warecki
Director of Broadcasting	Marc Garda
Team Historian	Jim Trdinich
Director of Media Relations	Dan Hart
Manager, Social Media	Kaitlyn Kaufhold
Social Media Coordinator	Alejandra Moedano
Play-by-Play Announcers	Joe Block, Greg Brown
Color Analysts	Bob Walk, John Wehner

Coaching Staff

Manager	Derek Shelton
Bench Coach	Don Kelly
Hitting Coach	Andy Haines
Assistant Hitting Coach	Christian Marrero
Pitching Coach	Oscar Marin
First Base Coach	Tarrik Brock
Third Base Coach/Major League Field Coordinator	Mike Rabelo
Bullpen Coach	Justin Meccage
Game Planning/Strategy Coach	Radley Haddad
Special Advisor, Pitching Development	Dewey Robinson
Bullpen Catcher/Catching Assistant	Jordan Comadena
Major League Assistants	Jeremy Bleich, Tim McKeithan
Roving Catcher Instructor	Chad Noble
Coach	Glenn Sherlock
Development Coach	Caitlyn Callahan

2021 PITTSBURGH PIRATES FINAL STATS

Team Batting Stats

BATTERS	AVG	G	AB	R	H	TB	2B	3B	HR	RBI	BB	IBB	SO	SB	CS	OBP	SLG	OPS	PA	SAC	SF	HP	DP	E
Alford, Anthony	.233	49	133	14	31	54	6	1	5	11	12-1		58	5	6	.311	.406	.717	148	0	0	3	4	1
#Castro, Rodolfo	.198	31	86	9	17	34	2	0	5	8	6-0		27	0	0	.258	.395	.653	93	0	0	1	4	4
Chavis, Michael	.357	12	42	4	15	21	3	0	1	5	0-0		10	0	1	.357	.500	.857	42	0	0	0	2	0
Craig, Will	.217	18	60	5	13	18	2	0	1	3	5-1		22	0	0	.277	.300	.577	65	0	0	0	1	1
*Cruz, Oneil	.333	2	9	2	3	6	0	0	1	3	0-0		4	0	0	.333	.667	1.000	9	0	0	0	0	0
Davis, Taylor	.400	2	5	0	2	2	0	0	0	0	1-0		0	0	0	.500	.400	.900	6	0	0	0	0	0
#Difo, Wilmer	.269	116	219	25	59	84	7	3	4	24	20-0		54	1	0	.329	.384	.713	240	0	1	0	2	6
Evans, Phillip	.206	76	214	23	44	64	5	0	5	16	28-1		53	1	0	.312	.299	.611	247	0	0	5	3	7
*Fowler, Dustin	.171	18	41	3	7	8	1	0	0	2	3-0		20	1	0	.239	.195	.434	46	0	1	1	0	0
*Frazier, Adam	.324	98	386	58	125	173	28	4	4	32	35-1		46	5	4	.388	.448	.836	428	0	1	6	6	5
Frazier, Todd	.086	13	35	3	3	4	1	0	0	4	3-0		6	0	0	.200	.114	.314	40	0	0	2	1	0
*Gamel, Ben	.255	111	326	42	83	130	17	3	8	26	48-2		99	3	6	.352	.399	.751	383	2	4	3	6	0
González, Erik	.232	71	220	17	51	66	7	1	2	21	8-0		40	2	2	.258	.300	.558	229	0	1	0	4	5
Hayes, Ke'Bryan	.257	96	362	49	93	135	20	2	6	38	31-0		87	9	1	.316	.373	.689	396	0	2	1	11	3
*Moran, Colin	.258	99	318	29	82	124	12	0	10	50	36-0		87	1	0	.334	.390	.724	359	0	3	2	6	5
Newman, Kevin	.226	148	517	50	117	160	22	3	5	39	27-3		41	6	1	.265	.309	.574	554	6	3	1	7	3
Nogowski, John	.261	33	111	12	29	39	7	0	1	14	11-0		20	0	1	.325	.351	.676	123	0	1	0	1	0
Oliva, Jared	.175	20	40	4	7	9	2	0	0	2	3-1		10	2	0	.233	.225	.458	43	0	0	0	0	0
Owen, Hunter	.000	3	4	0	0	0	0	0	0	0	0-0		3	0	0	.200	.000	.200	5	0	0	1	0	0
*Park, Hoy	.197	44	127	16	25	43	5	2	3	14	18-1		38	1	1	.299	.339	.638	149	1	1	1	4	1
*Perez, Michael	.143	70	210	19	30	61	8	1	7	21	19-1		68	0	1	.221	.290	.511	231	0	0	2	4	3
*Polanco, Gregory	.208	107	336	38	70	119	12	2	11	36	36-2		104	14	1	.283	.354	.637	382	0	8	2	8	4
#Reynolds, Bryan	.302	159	559	93	169	292	35	8	24	90	75-9		119	5	2	.390	.522	.912	646	0	4	8	10	2
Stallings, Jacob	.246	112	374	28	92	138	20	1	8	53	49-0		85	0	0	.335	.369	.704	427	0	2	2	10	5
Stokes Jr., Troy	.111	8	18	2	3	3	1	0	0	2	1-0		5	1	0	.200	.167	.367	20	0	0	1	0	0
*Tom, Kai	.152	39	92	9	14	24	2	1	2	11	17-1		30	1	0	.308	.261	.569	117	0	3	5	1	0
*Tsutsugo, Yoshi	.268	43	127	20	34	68	8	1	8	25	15-0		33	0	1	.347	.535	.882	144	0	1	1	2	1
#Tucker, Cole	.222	47	115	15	26	40	4	2	2	12	13-0		33	2	2	.298	.342	.640	131	0	1	0	2	3
*Vargas, Ildemaro	.077	7	13	0	1	1	0	0	0	1	0-0		3	0	0	.077	.077	.154	13	0	0	0	0	0
Team Totals	.236	162	5336	609	1261	1943	240	35	124	570	529-24		1328	60	30	.309	.364	.673	5983	31	37	49	102	70

Team Pitching Stats

PITCHERS	W-L	ERA	G-6S	CG	SHO	GF	HLD	SV-SVO	IP	H	R	ER	HR	HB	BB-IBB	SO	WP	BK	WHIP	AVG	DP	BF	AB
Anderson, Tanner	0-0	3.60	1-0	0	0	0	0	0-0	5.0	5	2	2	0	0	0-0	1	0	0	1.00	.263	1	19	19
*Anderson, Tyler	5-8	4.35	18-18	0	0	0	0	0-0	103.1	99	52	50	16	1	25-0	86	0	0	1.20	.251	6	430	394
*Banda, Anthony	1-2	3.42	25-0	0	0	2	4	0-3	26.1	25	10	10	4	2	12-1	25	2	0	1.41	.248	2	116	101
Bednar, David	3-1	2.23	61-0	0	0	24	13	3-5	60.2	40	15	15	5	1	19-2	77	1	0	0.97	.185	1	237	216
*Braulit, Steven	0-3	5.86	7-7	0	0	0	0	0-0	27.2	33	18	18	3	1	12-2	19	0	0	1.63	.292	3	127	113
Brubaker, JT	5-13	5.36	24-24	0	0	0	0	0-0	124.1	123	75	74	28	9	38-1	129	3	1	1.29	.254	3	538	485
Cahill, Trevor	1-5	6.57	9-8	0	0	1	0	0-0	37.0	42	29	27	4	1	14-0	32	2	0	1.51	.286	4	166	147
Contreras, Roansy	0-0	0.00	1-1	0	0	0	0	0-0	3.0	3	0	0	0	0	1-0	4	0	0	1.33	.273	0	12	11
Crick, Kyle	1-1	4.44	27-0	0	0	6	6	0-1	24.1	14	14	12	0	5	19-0	21	6	0	1.36	.175	4	107	80
Crowe, Wil	4-8	5.48	26-25	0	0	0	0	0-0	116.2	126	75	71	25	6	57-1	111	3	1	1.57	.276	6	524	457
*Davis, Austin	0-1	5.59	10-0	0	0	2	2	0-1	9.2	6	7	6	2	1	5-0	11	0	0	1.14	.167	0	42	36
De Jong, Chase	1-4	5.77	9-9	0	0	0	0	0-0	43.2	49	28	28	11	1	19-2	39	0	0	1.56	.280	3	196	175
De Los Santos, Enyel	1-0	4.91	7-0	0	0	3	1	0-0	7.1	9	4	4	1	1	4-1	6	0	1	1.77	.300	0	36	30
Difo, Wilmer	0-0	36.00	2-0	0	0	2	0	0-0	2.0	9	8	8	1	0	3-0	1	0	0	6.00	.643	0	18	14
Evans, Phillip	0-0	0.00	1-0	0	0	1	0	0-0	1.0	0	0	0	0	0	0-0	0	0	0	0.00	.000	0	3	3
Feliz, Michael	0-0	2.35	7-0	0	0	2	0	0-0	7.2	8	3	2	0	0	1-0	8	1	0	1.17	.267	0	31	30
Hartlieb, Geoff	0-0	7.71	4-0	0	0	3	3	0-0	4.2	3	4	4	0	2	5-0	4	0	0	1.71	.188	1	23	16
Holmes, Clay	3-2	4.93	44-0	0	0	10	7	0-0	42.0	35	24	23	3	4	25-2	44	5	1	1.43	.220	4	189	159
*Howard, Sam	3-4	5.60	54-1	0	0	5	11	0-1	45.0	34	29	28	7	3	32-1	60	2	0	1.47	.211	5	199	161
Keller, Kyle	1-1	6.48	32-0	0	0	7	2	0-0	33.1	30	27	24	9	5	22-2	36	1	0	1.56	.234	3	155	128
Keller, Mitch	5-11	6.17	23-23	0	0	0	0	0-0	100.2	131	69	69	10	7	49-1	92	2	0	1.79	.322	13	470	407
Kranick, Max	2-3	6.28	9-9	0	0	0	0	0-0	38.2	47	28	27	4	4	19-3	32	2	0	1.71	.301	2	182	156
Kuhl, Chad	5-7	4.82	28-14	0	0	2	4	0-2	80.1	73	50	43	13	9	42-0	75	9	0	1.43	.252	17	349	290
Mears, Nick	1-0	5.01	30-0	0	0	6	3	0-5	23.1	25	14	13	5	0	13-1	23	3	0	1.63	.269	1	107	93
Miller, Shelby	0-1	5.06	10-0	0	0	3	2	0-0	10.2	9	6	6	3	1	6-0	7	0	0	1.41	.243	2	44	37
*Nogowski, John	0-0	15.00	3-0	0	0	3	0	0-0	3.0	8	5	5	0	0	0-0	0	0	0	2.67	.500	1	16	16
Overtun, Connor	0-1	8.31	5-3	0	0	0	0	0-0	8.2	10	8	8	2	0	3-0	11	0	0	1.50	.294	0	39	34
Oviedo, Luis	1-2	8.80	22-1	0	0	12	0	0-0	29.2	33	32	29	4	2	26-1	31	2	2	1.99	.282	4	147	117
*Peterson, Dillon	1-2	3.71	6-6	0	0	0	0	0-0	26.2	26	12	11	2	1	10-0	23	0	0	1.35	.245	1	117	106
Ponce, Cody	0-6	7.04	15-2	0	0	1	0	0-0	38.1	56	34	30	8	1	11-1	36	2	0	1.75	.344	5	179	163
Poppen, Sean	0-0	7.71	3-0	0	0	1	0	0-0	4.2	11	7	4	1	1	2-0	4	0	0	2.79	.478	3	26	23
Rodríguez, Richard	4-2	2.82	37-0	0	0	33	0	14-17	38.1	27	12	12	2	1	5-0	33	2	1	0.83	.194	1	145	139
*Shreve, Chasen	3-3	3.20	57-0	0	0	5	12	0-2	56.1	43	20	20	7	1	28-0	45	0	0	1.26	.212	6	235	203
Spitzbarth, Shea	0-0	3.60	5-0	0	0	4	1	0-0	5.0	4	2	2	1	1	2-0	1	0	0	1.20	.211	0	22	19
Stratton, Chris	7-1	3.63	68-0	0	0	18	7	8-13	79.1	70	34	32	9	1	33-2	86	3	0	1.30	.233	5	337	300
Underwood Jr., Duane	2-3	4.33	43-0	0	0	6	4	0-0	72.2	77	40	35	9	4	27-1	65	3	0	1.43	.270	10	320	285
Wilson, Bryse	1-4	4.91	8-8	0	0	0	0	0-0	40.1	40	22	22	8	0	10-1	23	1	0	1.24	.256	2	169	156
Yajure, Miguel	0-2	8.40	4-3	0	0	0	0	0-0	15.0	17	14	14	6	1	7-0	11	0	0	1.60	.283	2	64	50
Team Totals	61-101	5.08	162-162	0	6	162	79	25-50	1396.1	1400	833	788	213	78	606-26	1312	55	5	1.44	.260	121	6180	5303

PITTSBURGH PIRATES SYSTEM

2022 MINOR LEAGUE INSTRUCTORS AND STAFF

Director, Coaching & Player Development	John Baker
Assistant Director, Minor League Operations	Brian Selman
Minor League Field Coordinator	Bobby Scales
Minor League Infield Coordinator	Chris Truby
Coordinator, Minor League Hitting Operations	Shawn Johnston
Coordinator, Minor League Pitching Operations	TJ Large

2021 MINOR LEAGUE STANDINGS

TEAM (Level)	W	L	PCT	GB	Division
Indianapolis Indians (AAA)	61	67	.477	12.0	4th of 7 teams (Triple-A East - Midwest Division)
Altoona Curve (AA)	58	59	.496	14.0	5th of 6 teams (Double-A Northeast - Southwest Division)
Greensboro Grasshoppers (A+)	74	46	.617	9.0	2nd of 7 teams (High-A East - South Division)
Bradenton Marauders (A)	71	48	.597	3.5	2nd of 6 teams (Low-A Southeast - West Division)
FCL Pirates Gold (R)	30	14	.667	5.5	3rd of 8 teams (Florida Complex League - South Division)
FCL Pirates Black (R)	19	23	.442	15.5	4th of 8 teams (Florida Complex League - South Division)
Totals	313	257	.549	--	--

2021 POSTSEASON ALL-STARS

Indianapolis (AAA-E)	Altoona (AA-NE)	Greensboro (A+E)	Bradenton (A-SE)	FCL Pirates (FCL-S)
N/A	1B Mason Martin SS Oneil Cruz	2B Nick Gonzalez 3B Jared Triolo OF Matt Fraizer RHP Quinn Priester	C Endy Rodriguez RHP Adrian Florencio RHP Enmanuel Mejia	3B Juan Jerez (Black) DH Rodolfo Nolasco (Gold)

2021 YOUNG BUCS AWARDS

Honus Wagner Player of the Year OF Matt Fraizer (GBO/ALT)	Omar Moreno Baserunner of the Year OF Lolo Sanchez (GBO)
Bob Friend Pitcher of the Year RHP Adrian Florencio (BRD)	Staff of the Year Greensboro Grasshoppers
Willie Stargell Slugger of the Year SS Oneil Cruz (ALT/IND)	Danny Murtaugh Coach of the Year Pitching Coach Joel Hanrahan (IND) (pictured right)
Kent Tekulve Reliever of the Year RHP Enmanuel Mejia (BRD/GBO)	Manny Sanguillen Teammates of the Year OF Bligh Madris (IND) 2B Josh Bissonette (ALT) SS Aaron Shackelford (GBO) RHP Logan Hofmann (BRD)
Bill Mazeroski Defender of the Year 3B Jared Triolo (GBO)	



2021 TEAM STATISTICS

BATTING

TEAM	AVG	G	AB	R	H	2B	3B	HR	RBI	SB
FCL Pirates Gold (R)	.256	45	1314	268	336	58	19	27	219	76
Greensboro (A+)	.255	120	4112	723	1049	212	20	188	664	173
Altoona (AA)	.244	117	3820	535	932	186	22	119	504	86
Bradenton (A)	.244	119	3856	675	940	191	29	109	596	104
Indianapolis (AAA)	.235	128	4209	600	991	208	14	139	557	71
FCL Pirates Black	.226	43	1226	210	277	55	15	25	178	49

PITCHING

TEAM	W-L	ERA	CG	SHO	SV	H	HR	BB	SO	WHIP	AVG
FCL Pirates Gold (R)	30-14	3.91	1	5	6	300	20	153	408	1.30	.232
Bradenton (A)	71-48	4.17	2	10	30	853	100	528	1288	1.37	.224
Indianapolis (AAA)	61-67	4.55	0	5	22	1100	143	466	1104	1.40	.256
Altoona (AA)	58-59	4.66	1	5	27	964	114	399	999	1.36	.249
Greensboro (A+)	74-46	4.67	0	8	36	954	181	485	1197	1.36	.239
FCL Pirates Black (R)	19-23	4.82	0	3	7	302	21	184	353	1.50	.244

2021 BATTING LEADERS

TEAM BATTING CATEGORY LEADERS

TEAM	PLAYER.....AVG (min 2.7 PA/League Game)	TEAM	PLAYER.....RBI
Indianapolis	Christian Bethancourt......281	Indianapolis	Christian Bethancourt......60
Altoona	*Cal Mitchell......280	Altoona	*Mason Martin......75
Greensboro	*Matt Fraizer......314	Greensboro	Jared Triolo......78
Bradenton	#Endy Rodriguez......294	Bradenton	#Endy Rodriguez......73
TEAM	PLAYER.....HR	TEAM	PLAYER.....SB
Indianapolis	Hunter Owen......20	Indianapolis	Jared Oliva......10
Altoona	*Mason Martin......22	Altoona	*Ji-hwan Bae......20
Greensboro	*Aaron Shackelford......22	Greensboro	Lolo Sanchez......30
Bradenton	#Endy Rodriguez/*Hudson Head......15	Bradenton	Maikol Escotto......22

ORGANIZATION BATTING TOP 10 (MINIMUM 2.7 PA/TEAM GAME)

PLAYER	TEAM	AVG	G	AB	R	H	2B	3B	HR	RBI	SB
*Fraizer, Matt	GBO/ALT	.306	112	435	84	133	26	6	23	68	15
Triolo, Jared	GBO	.304	108	421	74	128	29	0	15	78	25
Gonzales, Nick	GBO	.302	80	324	53	98	23	4	18	54	7
#Rodriguez, Endy	BRD	.294	98	377	73	111	25	6	15	73	2
*Bae, Ji-hwan	FCL/ALT	.281	85	327	66	92	12	5	8	33	20
Bethancourt, Christian	IND	.281	92	331	46	93	18	1	14	60	4
*Mitchell, Cal	ALT/IND	.279	115	402	44	112	20	1	12	62	6
Peguero, Liover	GBO	.270	90	374	67	101	19	2	14	45	28
*Madris, Bligh	ALT/IND	.267	114	360	45	96	25	1	9	56	2
Sanchez, Lolo	GBO	.264	104	364	79	96	18	0	17	58	30

ORGANIZATION BATTING CATEGORY LEADERS

Home Runs			RBI			Stolen Bases		
*Martin, Mason	ALT/IND	25	*Martin, Mason	ALT/IND	81	Sanchez, Lolo	GBO	30
*Fraizer, Matt	GBO/ALT	23	Triolo, Jared	GBO	78	Peguero, Liover	GBO	28
*Shackelford, Aaron	GBO	22	Matthiessen, Will	BRD/GBO	76	Triolo, Jared	GBO	25
Owen, Hunter	IND	20	#Rodriguez, Endy	BRD	73	Escotto, Maikol	BRD	22
Gonzales, Nick	GBO	18	Shackelford, Aaron	GBO	69	*Bae, Ji-hwan	ALT	20

2021 PITCHING LEADERS

ORGANIZATION TEAM PITCHING CATEGORY LEADERS

TEAM	PLAYER.....WINS	TEAM	PLAYER.....SO
Indianapolis	James Marvel/Beau Sulser......7	Indianapolis	Beau Sulser......102
Altoona	*Trey McGough......6	Altoona	Oswaldo Bido......91
Greensboro	Bear Bellomy......9	Greensboro	Austin Roberts......99
Bradenton	Adrian Florencio/Logan Hofmann/Wandi Montout......6	Bradenton	Adrian Florencio......117
TEAM	PLAYER.....ERA (min 0.8ip/League Game)	TEAM	PLAYER.....SAVES
Indianapolis	James Marvel......5.26	Indianapolis	Tyler Bashlor......6
Altoona	*Trey McGough......3.41**	Altoona	Cristofer Melendez/Hunter Stratton......7
Greensboro	Quinn Priestler......3.04	Greensboro	Austin Roberts......9
Bradenton	Adrian Florencio......2.46**	Bradenton	Enmanuel Mejia......8

ORGANIZATION PITCHING TOP 10 (MINIMUM 0.7 IP/TEAM GAME)

PITCHER	CLUB	W-L	ERA	IP	H	BB	SO
Florencio, Adrian	BRD	6-4	2.46	95.0	70	30	117
Priester, Quinn	GBO	7-4	3.04	97.2	82	39	98
Ortiz, Luis	BRD	5-3	3.09	87.1	82	28	113
*McGough, Trey	GBO/ALT	6-5	3.19	113.0	101	25	90
*Cruz, Omar	GBO/ALT	6-7	3.44	99.1	87	36	98
Florez, Santiago	BRD/GBO	8-5	4.14	95.2	88	35	107
Gonzalez, Domingo	BRD/GBO	5-5	4.95	87.1	86	37	104
Marvel, James	IND	7-7	5.26	131.2	145	54	98
Bido, Oswaldo	ALT/IND	4-8	5.33	101.1	106	37	98
Sulser, Beau	IND	7-9	5.65	122.2	150	53	102

PITCHING CATEGORY LEADERS

Wins			Saves			Strikeouts		
Bellomy, Bear	GBO	9	Mejia, Emmanuel	BRD/GBO	9	Florencio, Adrian	BRD	117
Jennings, Steven	BRD/GBO/ALT	9	Melendez, Cristofer	GBO/ALT	9	Ortiz, Luis	BRD	113
Florez, Santiago	BRD/GBO	8	Roberts, Austin	GBO	9	Florez, Santiago	BRD/GBO	107
Ford, Grant	GBO/IND	8	Garcia, Oliver	GBO	8	Gonzalez, Domingo	BRD/GBO	104
4 tied with		7	2 tied with		7	3 tied with		103

KEY: * = Left-handed hitter/pitcher # = Switch-hitter **closest team pitcher to qualify

MINOR LEAGUE AFFILIATES



Altoona Curve

1000 Park Avenue

Altoona, PA 16602

@AltoonaCurve

AltoonaCurve.com

Altoona Curve

Double-A Eastern League

Affiliate Since: 1999

2021 Record: 58-59 (5th, AA-NE, Southwest)

Home: Peoples Natural Gas Field

Manager (with team): Kieran Mattison (1st)

Pitching Coach: Drew Benes

Hitting Coach: Jon Nunnally

Media Relations: Jon Mozes

Contact: jmozes@altoonacurve.com



Kieran Mattison

In 2021...

The Curve finished under .500 in back-to-back seasons for the first time since 2013-14. Mason Martin ranked in the top five among Double-A Northeast leaders with 75 RBI (2nd), 53 extra-base hits (T-2nd), 22 home runs (T-4th) and 29 doubles (T-4th).

2021 ALTOONA CURVE FINAL STATS

Team Batting Stats

BATTERS	AVG	G	AB	R	H	TB	2B	3B	HR	RBI	BB-IBB	SO	SB	CS	OBP	SLG	OPS	PA	SAC	SF	HB	DP	E
Amaral, Daniel	.218	68	220	32	48	81	12	0	7	22	24-0	62	9	4	.302	.368	.670	248	0	1	3	7	3
*Bae, Ji-hwan	.278	83	320	63	89	132	12	5	7	31	38-0	83	20	8	.359	.413	.772	365	0	3	4	3	16
Bins, Carter	.200	16	55	4	11	13	2	0	0	6	10-0	19	0	0	.333	.236	.569	66	0	0	1	0	2
Bissonette, Josh	.229	71	231	28	53	66	10	0	1	21	24-0	51	1	1	.302	.286	.588	259	1	2	1	8	10
Busby, Dylan	.182	3	11	3	2	5	0	0	1	2	1-0	3	0	0	.250	.455	.705	12	0	0	0	1	2
Castillo, Diego	.282	28	110	11	31	49	3	0	5	16	10-1	9	1	2	.342	.445	.787	121	1	0	0	2	3
*Castro, Rodolfo	.242	72	285	43	69	121	14	1	12	47	19-1	72	7	4	.295	.425	.720	312	0	4	4	6	17
Citta, Brendt	.294	47	160	16	47	66	9	2	2	23	10-1	36	0	1	.347	.413	.760	173	0	0	3	9	1
*Cruz, Oneil	.292	62	250	51	73	134	15	5	12	40	20-0	64	18	3	.346	.536	.882	273	0	1	1	3	16
*Davis, Jonah	.211	60	190	29	40	77	7	3	8	19	26-0	95	4	6	.321	.405	.726	221	0	0	5	2	3
Delay, Jason	.117	17	60	1	7	9	2	0	0	3	0-0	23	0	0	.117	.150	.267	60	0	0	0	2	1
Finol, Claudio	.000	2	2	1	0	0	0	0	0	0-0	2	0	0	0	.000	.000	.000	2	0	0	0	0	0
*Fraizer, Matt	.288	37	132	20	38	65	12	3	3	18	13-0	34	1	2	.356	.492	.848	149	0	2	2	3	0
Hernandez, Raul	.229	10	35	4	8	12	1	0	1	4	1-0	9	0	0	.250	.343	.593	36	0	0	0	2	2
Jimenez, Joe	.167	2	6	1	1	4	0	0	1	1	2-0	1	0	0	.375	.667	1.042	8	0	0	0	0	0
Kaiser, Connor	.195	48	149	25	29	48	7	0	4	14	17-0	42	0	0	.280	.322	.602	168	0	1	1	1	4
Koch, Grant	.130	16	54	4	7	12	2	0	1	4	2-0	13	0	0	.161	.222	.383	56	0	0	0	0	0
*Madris, Bligh	.192	10	26	2	5	5	0	0	0	1	7-0	6	0	0	.364	.192	.556	33	0	0	0	0	0
*Martin, Mason	.242	112	414	62	100	199	29	2	22	75	38-2	161	0	2	.318	.481	.799	471	0	7	12	3	8
*Mitchell, Cal	.280	108	382	43	107	164	19	1	12	61	24-1	71	6	7	.330	.429	.759	419	0	5	7	6	3
*Murray, Chase	.320	9	25	1	8	9	1	0	0	1	0-0	6	0	0	.346	.360	.706	26	0	0	0	0	0
Pabst, Arden	.194	62	206	21	40	68	7	0	7	28	7-0	73	0	0	.220	.330	.550	214	0	1	0	0	3
*Paul, Ethan	.217	8	23	4	5	6	1	0	0	1	4-0	7	2	0	.333	.261	.594	27	0	0	0	0	0
*Smith-Njigba, Canaan	.274	66	219	35	60	89	11	0	6	40	45-1	66	13	1	.398	.406	.804	266	0	1	1	5	1
Stafford Jr., Deon	.161	14	31	5	5	12	1	0	2	3	2-0	11	0	0	.212	.387	.599	33	0	0	0	0	0
*Suwinski, Jack	.252	45	151	21	38	59	9	0	4	21	25-0	51	4	2	.359	.391	.750	182	1	3	2	2	2
Valdez, Jesus	.171	13	41	3	7	10	0	0	1	1	1-0	13	0	0	.190	.244	.434	42	0	0	0	0	4
Team Totals	.244	117	3820	535	932	1519	186	22	119	504	371-7	1102	86	43	.316	.398	.714	4277	6	31	47	66	119

Team Pitching Stats

PITCHERS	W-L	ERA	G-6S	CG	SHO	GF	HLD	SV-SVO	IP	H	R	ER	HR	HB	BB-IBB	SO	WP	BK	WHIP	AVG	DP	BF	AB
*Alldred, Cam	4-0	2.53	28-0	0	0	5	5	1-3	53.1	33	17	15	5	5	23-0	49	3	0	1.05	.176	1	220	188
Bido, Osvaldo	4-8	5.09	21-19	0	0	0	0	0-0	93.2	95	61	53	13	8	33-0	91	5	2	1.37	.257	3	412	369
Case, Brad	2-3	5.24	28-2	0	0	4	3	0-2	67.0	80	41	39	13	4	21-2	57	3	0	1.51	.295	4	301	271
Contreras, Roansy	3-2	2.65	12-12	0	0	0	0	0-0	54.1	37	21	16	5	3	12-0	76	1	0	0.90	.185	2	218	200
*Cruz, Omar	3-4	3.44	14-14	0	0	0	0	0-0	70.2	70	32	27	6	6	22-0	60	5	0	1.30	.260	9	301	269
De Los Santos, Yerry	2-0	2.04	12-0	0	0	8	1	2-3	17.2	11	6	4	2	4	6-1	19	1	0	0.96	.177	4	72	62
Gardner, Will	2-5	7.71	33-0	0	0	15	5	0-2	42.0	38	39	36	7	5	29-0	43	4	1	1.60	.239	2	196	159
Jennings, Steven	3-0	6.67	13-0	0	0	2	2	0-0	29.2	40	23	22	4	1	11-0	20	0	1	1.72	.313	2	141	128
*Kirby, Nathan	1-0	6.52	17-0	0	0	4	4	1-1	19.1	19	18	14	1	2	15-0	37	1	0	1.76	.247	1	97	77
Kranick, Max	1-0	4.02	3-3	0	0	0	0	0-0	15.2	14	7	7	2	0	2-0	16	0	0	1.02	.233	0	62	60
MacGregor, Travis	4-9	6.25	22-21	0	0	0	0	0-0	90.2	92	69	63	13	10	41-0	88	10	0	1.47	.264	11	401	348
Manasa, Alex	0-0	15.75	2-0	0	0	0	0	0-0	4.0	15	10	7	2	0	0-0	1	0	0	3.75	.556	1	27	27
*McGough, Trey	6-5	3.41	18-18	1	0	0	0	0-0	95.0	89	39	36	7	1	21-0	77	4	0	1.16	.247	6	391	360
Melendez, Cristofer	3-3	4.41	28-0	0	0	23	1	7-10	32.2	21	21	16	2	4	18-2	39	7	0	1.19	.179	1	144	117
Murray, Shea	4-3	4.12	37-0	0	0	18	4	4-10	43.2	41	25	20	3	8	38-0	51	8	0	1.81	.255	7	209	161
*Nunez, Oddy	2-1	8.32	28-0	0	0	4	5	1-3	44.1	48	43	41	5	11	37-0	51	11	0	1.92	.271	0	226	177
O'Reilly, John	3-3	5.09	22-0	0	0	13	2	3-4	35.1	47	24	20	1	1	8-0	22	2	0	1.56	.311	4	162	151
Pabst, Arden	0-0	0.00	1-0	0	0	1	0	0-0	0.1	0	0	0	0	0	0-0	0	0	0	0.00	.000	0	1	1
Passantino, Jeffrey	1-8	4.62	18-15	0	0	1	0	1-1	76.0	77	41	39	12	2	20-0	74	1	0	1.28	.256	2	324	301
Stratton, Hunter	2-0	1.42	20-0	0	0	17	1	7-7	25.1	16	4	4	1	1	13-0	44	3	0	1.14	.182	2	102	88
Toribio, Noe	2-2	4.32	14-8	0	0	1	0	0-0	50.0	46	29	24	5	7	13-0	40	3	0	1.18	.238	1	217	193
*Vieux, Cam	5-1	3.68	17-5	0	0	0	2	0-2	44.0	35	21	18	5	3	16-0	44	4	0	1.16	.211	4	186	166
Team Totals	58-59	4.66	117-117	1	5	116	35	27-48	1004.2	964	591	520	114	86	399-5	999	76	4	1.36	.249	67	4410	3873

KEY: * = Left-handed hitter/pitcher # = Switch-hitter

MINOR LEAGUE AFFILIATES



Greensboro Grasshoppers
408 Bellemeade Street
Greensboro, N.C. 27401
@GSOHoppers
GSOHoppers.com

ORGANIZATION

2022 INDIANS

INTERNATIONAL LEAGUE

2021 REVIEW

PIRATES

HISTORY

GENERAL

Greensboro Grasshoppers

High-A South Atlantic League

In 2021...

Affiliate Since: 2019

2021 Record: 74-46 (2nd, A+E, South)

Home: First National Bank Field


Manager (with team): Callix Crabbe (1st)

Pitching Coach: Fernando Nieve

Hitting Coach: Ruben Gotay

Media Relations: Katie Dannemiller

Contact: katie@gsohoppers.com



Callix Crabbe

The Grasshoppers fell short in the High-A East Championship vs. Bowling Green, losing the decisive fifth game, 6-3. Their roster was headlined by the High-A East Most Valuable Player, Matt Fraizer, and Pitcher of the Year, Quinn Priester.

2021 GREENSBORO GRASSHOPPERS FINAL STATS

Team Batting Stats

BATTERS	AVG	G	AB	R	H	TB	2B	3B	HR	RBI	BB	IBB	SO	SB	CS	OBP	SLG	OPS	PA	SAC	SF	HB	DP	E
Acuna, Francisco	.160	31	100	13	16	27	5	0	2	9	14-0	30	6	1		.282	.270	.552	117	0	0	3	1	7
Alvarez, Andres	.288	40	139	29	40	67	9	0	6	20	17-1	38	10	2		.367	.482	.849	158	0	1	1	0	2
Davis, Henry	.263	6	19	6	5	13	0	1	2	3	4-0	8	1	0		.375	.684	1.059	24	0	1	0	0	0
*Davis, Jonah	.196	32	107	17	21	47	5	0	7	19	19-0	58	2	3		.348	.439	.787	132	0	0	6	0	2
*Fajardo, Yoyner	.246	19	65	10	16	19	3	0	0	4	8-0	13	6	5		.347	.292	.639	75	0	0	2	0	2
Finol, Claudio	.067	5	15	2	1	1	0	0	0	1	3-0	6	0	0		.222	.067	.289	18	0	0	0	0	1
*Fraizer, Matt	.314	75	303	64	95	175	14	3	20	50	43-1	74	14	6		.401	.578	.979	350	0	1	2	2	3
Gonzales, Nick	.302	80	324	53	98	183	23	4	18	54	40-1	101	7	2		.385	.565	.950	369	0	1	4	2	5
Gorski, Matt	.223	95	358	62	80	149	18	0	17	56	34-0	125	18	1		.294	.416	.710	401	0	5	4	3	2
Herman, Jack	.115	15	52	3	6	9	3	0	0	1	2-0	26	1	1		.148	.173	.321	54	0	0	0	0	1
Jarvis, Matt	.267	5	15	1	4	6	0	1	0	0	1-0	4	3	0		.389	.400	.789	18	0	0	2	0	0
Koch, Grant	.192	54	182	34	35	70	8	0	9	32	22-0	51	0	1		.286	.385	.671	211	1	3	3	4	8
Macias, Fabricio	.316	44	171	27	54	85	9	2	6	38	10-0	41	5	3		.364	.497	.861	184	0	0	3	2	1
Matthiessen, Will	.245	77	277	51	68	121	14	0	13	65	30-0	107	1	3		.319	.437	.756	310	0	2	1	1	5
*Murray, Chase	.264	14	53	10	14	24	1	0	3	8	1-0	16	4	0		.278	.453	.731	54	0	0	0	0	0
Peguero, Liover	.270	90	374	67	101	166	19	2	14	45	33-0	105	28	6		.332	.444	.776	417	4	3	3	5	23
*Sabot, Blake	.296	52	199	39	59	110	12	3	11	33	27-0	72	6	0		.380	.553	.933	229	0	2	1	1	2
Sanchez, Lolo	.264	104	364	79	96	165	18	0	17	58	55-0	72	30	9		.372	.453	.825	437	2	5	11	7	1
*Shackelford, Aaron	.210	97	372	51	78	163	15	2	22	69	36-1	133	3	0		.290	.438	.728	421	0	5	8	5	5
Shockley, Dylan	.113	21	62	7	7	13	3	0	1	6	6-0	21	0	1		.222	.210	.432	72	0	1	3	0	1
Triolo, Jared	.304	108	421	74	128	202	29	0	15	78	42-0	94	25	6		.369	.480	.849	473	0	4	4	7	10
Valdez, Jesus	.250	13	44	9	11	24	1	0	4	7	4-0	13	3	0		.327	.545	.872	49	0	0	1	0	4
Wilkie, Kyle	.118	10	34	3	4	4	0	0	0	0	3-0	12	0	0		.189	.118	.307	37	0	0	0	0	2
Wilson, Eli	.203	16	59	12	12	22	3	2	1	8	5-0	21	0	0		.299	.373	.672	67	0	0	3	1	0
Team Totals	.255	120	4112	723	1049	1865	212	20	188	664	459-4	1244	173	50	.337	.454	.791	4680	7	34	65	41	102	

Team Pitching Stats

PITCHERS	W-L	ERA	G-S	CG	SHO	GF	HLD	SV-SVO	IP	H	R	ER	HR	HB	BB-IBB	SO	10	WP	BK	WHIP	AVG	DP	BF	AB
Alvarez, Andres	0-0	18.90	3-0	0	0	2	0	0-0	3.1	7	9	7	2	1	2-0		41	4	0	2.70	.438	0	20	16
Ashcraft, Braxton	1-1	5.35	10-10	0	0	0	0	0-0	38.2	35	23	23	8	3	12-0		41	4	0	1.22	.246	4	158	142
Bellomy, Bear	9-2	4.57	34-0	0	0	12	1	2-6	67.0	59	36	34	13	4	17-0		85	3	0	1.13	.230	2	283	257
Burrows, Michael	2-2	2.20	13-13	0	0	0	0	0-0	49.0	24	15	12	3	3	20-0		66	2	1	.90	.143	1	193	168
Carey, Jack	0-0	6.23	3-0	0	0	1	0	0-0	4.1	5	3	3	0	0	2-0		4	0	0	1.62	.294	0	19	17
*Cruz, Omar	3-3	3.45	7-7	0	0	0	0	0-0	28.2	17	13	11	4	3	14-0		38	1	0	1.08	.168	1	118	101
Florez, Santiago	3-3	7.53	11-9	0	0	0	0	0-0	43.0	57	37	36	9	3	21-0		36	4	0	1.81	.329	7	200	173
Flowers, J.C.	5-2	4.23	15-11	0	0	1	1	1-1	61.2	64	36	29	6	2	22-0		69	5	0	1.39	.266	7	266	241
Ford, Grant	8-4	6.04	25-10	0	0	1	1	0-0	76.0	77	52	51	17	7	40-0		91	11	0	1.54	.258	9	348	298
Garcia, Oliver	4-2	4.42	36-0	0	0	23	5	8-10	53.0	46	30	26	10	5	32-1		52	7	0	1.47	.231	1	242	199
Gonzalez, Domingo	2-2	6.46	8-6	0	0	0	1	0-0	39.0	48	28	28	12	2	17-0		35	1	2	1.67	.306	6	177	157
Jennings, Steven	4-1	4.5	10-1	0	0	1	0	0-1	28.0	28	14	14	3	3	5-0		20	0	0	1.18	.262	1	118	107
Junker, Cameron	0-0	9.00	3-0	0	0	1	1	0-0	4.0	5	4	4	1	0	1-0		7	0	0	1.50	.294	0	18	17
Kobos, Will	6-2	2.16	27-0	0	0	12	5	5-6	41.2	19	13	10	4	1	23-1		68	3	1	1.01	.129	1	173	147
Leonard, Garrett	3-2	5.81	29-0	0	0	9	1	1-2	62.0	49	42	40	15	6	49-0		71	8	0	1.58	.220	3	284	223
Linarez, Valentin	0-2	5.00	2-2	0	0	0	0	0-0	9.0	8	5	3	0	0	2-0		7	0	0	1.11	.235	1	36	34
Manasa, Alex	1-1	5.55	20-0	0	0	4	0	1-3	48.2	54	34	30	11	5	8-0		46	5	3	1.27	.278	0	212	194
Matthiessen, Will	1-0	45.00	1-0	0	0	1	0	0-0	1.0	4	6	5	1	0	1-0		0	0	0	5.00	.571	0	8	7
*McGough, Trey	0-0	2	6-1	0	0	1	1	0-0	18.0	12	4	4	1	0	4-0		13	1	0	0.89	.197	2	66	61
Mejia, Enmanuel	1-1	1.1	11-0	0	0	6	1	1-3	16.1	11	7	2	2	2	10-1		18	2	0	1.29	.193	2	70	57
Melendez, Cristofor	0-0	2.00	6-0	0	0	4	1	2-2	9.0	6	2	2	1	0	2-0		13	0	0	0.89	.188	0	35	32
Miliano, Michell	2-2	6.30	16-0	0	0	4	2	0-0	20.0	20	18	14	1	4	26-0		23	7	0	2.30	.267	3	107	75
Mlodzinski, Carmen	2-3	3.93	14-14	0	0	0	0	0-0	50.1	45	26	22	7	2	20-0		64	1	0	1.29	.237	2	213	190
Priester, Quinn	7-4	3.04	20-20	0	0	0	0	0-0	97.2	82	40	33	8	2	39-0		98	12	1	1.24	.225	7	407	365
Roberts, Austin	4-3	4.55	39-0	0	0	26	1	9-11	65.1	64	39	33	15	4	25-0		99	3	0	1.36	.252	2	284	254
Selby, Colin	3-1	4.37	31-0	0	0	9	6	6-7	59.2	39	29	29	7	8	35-0		67	6	0	1.24	.183	4	257	213
Shockley, Dylan	0-0	0.00	1-0	0	0	1	0	0-0	1.0	2	0	0	0	0	0-0		2	0	0	2.00	.400	0	5	5
Thomas, Tahnaj	3-3	5.19	16-16	0	0	0	0	0-0	60.2	61	40	35	13	5	35-0		62	6	6	1.58	.256	1	281	238
Umana, Sergio	0-0	31.50	2-0	0	0	0	0	0-0	2.0	6	7	7	4	0	1-0		1	0	0	3.50	.500	0	13	12
Team Totals	74-46	4.67	120-120	0	8	120	28	36-52	1058.0	954	612	549	181	75	485-3	1197	92	14	1.36	.239	67	4611	4000	

KEY: * = Left-handed hitter/pitcher # = Switch-hitter

MINOR LEAGUE AFFILIATES



Bradenton Marauders

1611 9th Street West

Bradenton, FL 34205

@The_Marauders

BradentonMarauders.com

Bradenton Marauders

Single-A Florida State League

In 2021...

Affiliate Since: 2010

2021 Record: 71-48 (2nd, A-SE, West)

Home: LECOM Park

Manager (with team): Jonathan Johnston (2nd)

Pitching Coach: David Perez

Hitting Coach: Mendy Lopez

Media Relations: Rebekah Rivette

Contact: rebekah.rivette@pirates.com



Jonathan Johnston

The Marauders were crowned Low-A Southeast champions, sweeping the best-of-5 series vs. the Tampa Tarpons (4-3, 6-1, 11-3). Catcher Endy Rodriguez led the league in the following categories: batting average (.294), runs (73), extra-base hits (46) and total bases (119).

2021 BRADENTON MARAUDERS FINAL STATS

Team Batting Stats

BATTERS	AVG	G	AB	R	H	3B	2B	HR	RBI	BB	SO	CS	SB	OBP	SLG	OPS	PA	SAC	SF	HB	DP	E
Acuna, Francisco	.208	39	101	22	21	3	7	0	1	9	20-0	27	0	1	.382	.307	.689	131	0	1	9	3
Bowen, Jase	.220	103	354	51	78	136	11	16	1	30	32-0	111	16	1	.309	.384	.693	405	0	4	15	6
Campana, Sergio	.169	51	160	27	27	38	5	3	0	9	24-0	67	13	1	.282	.238	.520	188	0	2	2	4
Dixon, Jasiah	.175	27	97	14	17	19	2	0	0	4	13-0	34	13	0	.298	.196	.494	115	1	0	4	1
Escotto, Maikol	.334	89	320	61	75	111	13	1	7	38	54-0	116	22	5	.354	.347	.701	381	0	1	6	2
*Fajardo, Yomer	.209	31	68	9	21	32	4	2	1	12	8-0	15	8	0	.397	.471	.868	78	0	0	2	1
Finol, Claudio	.176	6	17	2	3	3	0	0	0	1	2-0	2	1	1	.300	.176	.476	20	0	2	1	0
*Garcia, Nick	.000	22	0	0	0	0	0	0	0	0	0-0	0	0	0	.000	.000	.000	0	0	0	0	3
Glenn, Jackson	.337	28	101	22	34	48	12	1	0	14	22-0	21	1	1	.452	.475	.927	124	0	1	0	1
Goforth, Ethan	.286	4	7	1	2	2	0	0	0	1	1-0	3	3	0	.375	.286	.661	8	0	0	0	1
Gutierrez, Abraham	.294	22	68	16	20	32	8	2	0	4	16-0	13	0	0	.448	.471	.919	87	0	0	3	3
*Head, Hudson	.213	101	348	67	74	137	16	1	15	50	68-0	137	3	1	.362	.394	.756	434	0	3	15	2
Herman, Jack	.253	54	217	39	55	107	11	1	13	49	23-1	70	2	1	.325	.493	.818	243	0	2	1	6
Lopez, Daniel	.258	98	361	59	93	142	17	1	10	64	41-0	103	7	2	.341	.393	.734	416	0	6	8	10
Marcos, Noris	.233	44	119	18	23	29	4	1	0	14	21-0	50	7	2	.315	.244	.559	143	0	2	1	8
Mateo, Oliver	.000	33	0	0	0	0	0	0	0	0	0-0	0	0	0	.000	.000	.000	0	0	0	0	0
Matthiessen, Will	.256	12	39	6	10	21	3	1	2	11	12-0	21	0	0	.431	.538	.969	51	0	0	0	1
Mojica, Alexander	.209	87	287	38	60	98	11	0	9	43	41-0	90	1	0	.322	.341	.663	339	0	3	8	12
Ordonez, Erny	.252	75	258	37	65	106	14	3	7	45	24-0	64	1	0	.321	.411	.732	287	0	2	3	5
Rivero, Daniel	.241	40	108	17	26	36	3	2	1	14	25-1	20	1	2	.381	.333	.714	134	0	1	0	2
*Rodriguez, Endy	.294	98	377	73	111	193	25	6	15	73	50-7	77	2	0	.380	.512	.892	434	0	3	4	8
*Sabot, Blake	.370	14	46	22	17	25	2	0	2	12	12-0	12	0	2	.508	.543	1.051	59	0	0	1	0
Shockley, Dylan	.408	8	26	7	8	10	2	0	0	6	5-0	9	0	0	.455	.385	.840	33	0	0	2	0
*Siara, Sammy	.215	62	200	48	43	78	7	2	0	35	52-0	63	9	2	.376	.390	.766	243	0	4	2	6
*Snider, Jake	.362	13	7	6	7	1	0	0	1	6	5-0	2	0	0	.611	.538	1.149	18	0	0	0	0
Wilkie, Kyle	.271	19	48	7	13	20	4	0	1	6	5-0	10	0	0	.340	.417	.757	53	0	0	0	1
Wilson, Eli	.328	39	116	23	38	55	8	0	3	22	31-0	38	0	0	.480	.474	.954	152	0	1	4	1
Team Totals	.244	119	3856	675	940	1516	191	29	109	596	607-2	1175	104	23	.357	.393	.750	4591	1	36	91	67

Team Pitching Stats

PITCHERS	W-L	ERA	G-S	CG	SHO	GF	HLD	SV-SVO	IP	H	R	ER	HR	HB	BB-IBB	SO	WP	BK	WHIP	AVG	DP	BF	AB
Acuna, Francisco	0-0	0.00	1-0	0	0	1	0	0-0	1.0	2	3	0	0	0	2-0	1	0	0	4.00	.400	0	8	5
Aquino, Alex	0-0	0.00	4-0	0	0	2	0	2-2	5.0	0	0	0	0	0	2-0	8	0	1	0.00	.000	0	18	16
Brahms, Parker	1-2	9.24	18-0	0	0	7	3	0-0	25.1	29	28	26	4	8	29-0	36	4	1	2.29	.293	2	138	99
*Braulit, Steven	0-0	0.00	1-1	0	0	0	0	0-0	1.2	1	0	0	0	0	2-0	3	0	0	1.00	.000	0	8	6
Campos, Carlos	2-2	4.84	13-1	0	0	0	0	0-0	22.1	25	15	12	6	0	10-0	25	4	0	1.57	.272	1	104	92
Charles, Cristian	0-2	6.55	5-0	0	0	1	0	0-0	11.0	14	11	8	1	0	3-0	10	2	0	1.55	.298	2	50	47
Chen, Po-Yu	1-1	5.63	4-4	0	0	0	0	0-0	16.0	15	12	10	2	3	12-0	15	1	2	1.69	.246	0	77	61
Concepcion, Xavier	0-0	7.36	3-0	0	0	2	1	1-1	3.2	4	5	3	0	1	4-0	2	0	0	2.18	.286	1	19	14
*Davis, Austin	0-0	3.00	2-0	0	0	0	0	0-0	3.0	2	1	1	0	0	1-0	6	1	0	1.00	.200	1	11	10
*Dombkowski, Nick	1-0	3.86	11-0	0	0	8	0	2-3	18.2	13	8	8	3	1	6-0	23	0	0	1.02	.178	0	80	73
Fellows, Drake	1-0	9.82	2-0	0	0	0	1	0-0	3.2	5	4	4	1	0	6-0	4	1	0	3.00	.313	0	22	16
Florencio, Adriano	6-4	2.46	20-19	0	0	0	0	0-0	95.0	70	35	26	5	9	30-0	117	3	2	1.05	.198	5	393	353
Florez, Santiago	5-2	1.37	10-0	0	0	2	1	1-1	52.2	31	10	8	0	0	14-0	71	3	1	1.05	.165	4	205	188
Flowers, J.C.	0-2	1.72	6-0	0	0	0	0	0-0	17.0	11	4	4	0	0	0-0	8	0	0	0.82	.183	0	64	60
Garcia, Nick	5-4	4.22	21-13	0	0	3	0	1-2	74.2	66	48	35	9	11	35-0	83	9	0	1.35	.232	5	335	285
Gonzalez, Domingo	3-3	3.72	12-8	0	0	2	0	0-0	48.1	38	27	20	8	6	20-0	69	1	3	1.20	.215	3	204	177
Hofmann, Logan	6-4	3.59	22-13	0	0	3	0	0-0	82.2	59	40	33	12	8	33-0	103	4	0	1.11	.196	4	345	301
Jennings, Steven	2-0	2.76	6-0	0	0	1	1	1-1	16.1	14	5	5	1	0	5-0	19	2	0	1.16	.222	2	68	63
Jones, Jared	3-6	4.64	18-15	0	0	0	0	0-1	66.0	63	44	34	6	11	34-0	103	4	0	1.47	.245	4	302	257
Junker, Cameron	2-0	3.00	14-0	0	0	3	3	1-1	30.0	14	12	10	2	2	20-0	47	2	0	1.13	.143	2	122	98
Maldonado, Jose	0-0	1.59	3-2	0	0	0	0	0-0	5.2	1	1	1	0	0	4-0	11	0	0	0.88	.056	0	22	18
Malone, Brennan	0-0	0.00	3-0	0	0	1	0	0-0	3.0	1	0	0	0	0	2-0	2	0	0	0.00	.000	0	14	12
Marcos, Noris	0-0	--	1-0	0	0	0	0	0-0	0.0	2	5	5	0	1	3-0	0	0	0	--	1.000	2	2	2
Mateo, Oliver	5-2	4.78	33-0	0	0	20	0	7-13	37.2	17	21	20	2	7	40-1	82	22	0	1.51	.135	2	174	126
Meis, Justin	1-1	2.04	10-0	0	0	2	1	0-2	17.2	14	9	4	2	0	9-0	27	1	0	1.30	.203	2	78	69
Mejia, Emmanuel	4-1	0.00	21-0	0	0	18	1	8-10	26.1	15	4	0	0	0	17-1	35	8	0	1.22	.161	1	111	93
Montout, Wandi	0-0	4.66	24-0	0	0	6	2	1-2	38.2	29	22	20	1	8	30-0	52	8	1	1.53	.204	3	180	142
*Ortiz, Estalino	0-0	6.09	2-0	0	0	0	0	0-0	1.1	5	10	10	2	2	5-0	2	0	0	7.50	.556	0	16	9
Ortiz, Luis	5-3	5.07	22-19	0	0	1	0	0-0	87.1	82	46	30	5	5	28-0	113	8	2	1.26	.241	3	376	340
Rodriguez, Endy	0-0	0.00	1-0	0	0	0	0	0-0	0.2	1	0	0	0	0	0-0	0	0	0	0.00	.000	0	3	3
*Roman, Brayson	2-2	6.33	11-0	0	0	1	2	1-2	21.1	27	15	13	3	0	14-0	21	2	0	1.92	.325	6	99	83
Roth, Alex	1-0	4.13	17-1	0	0	8	1	0-0	24.0	21	12	11	6	1	18-0	29	0	0	1.63	.231	0	111	91
*Samaniego, Tyler	0-0	1.29	5-0	0	0	2	0	0-0	7.0	4	2	1	1	0	2-0	15	1	0	0.86	.154	0	28	26
Soriano, Jose	0-0	14.73	2-0	0	0	0	0	0-0	3.2	6	7	6	0	0	3-0	6	0	0	2.45	.353	0	20	17
Trountman, Ryan	2-1	9.00	16-0	0	0	1	2	0-1	23.0	24	25	23	2	1	31-2	22	4	0	2.39	.270	1	121	89
Umana, Sergio	0-4	6.21	23-0	0	0	3	3	0-0	42.0	59	35	29	5	4	5-0	27	5	0	1.52	.322	5	194	183
Wilkie, Kyle	0-0	0.00	3-0	0	0	0	0	0-0	2.0	2	2	2	0	0	2-0	4	0	0	0.00	.000	0	14	14
Yajure, Miguel	0-1	7.65	2-2	0	0	0	0	0-0	4.0	6	5	3	1	0	1-0	5	0	0	0.75	.333	0	19	18
Yean, Eddy	5-2	5.27	22-18	0	0	3	2	1-1	66.2	56	45	39	8	5	39-0	69	5	2	1.43	.224	4	296	250
Team Totals	71-48	4.17	119-119	2	0	117	22	30-48	1008.1	853	583	467	100	528-3	1288	107	16	1.37	.224	65	4964	3850	



TM

HISTORY

YEAR-BY-YEAR RESULTS								
Year	Affiliate	League	W-L	Pct.	Place	Manager(s)	Playoffs	
1887	Cincinnati	National League	37-89	.294	8th	Watch Burnham Fred Thomas, Horace Fogel		
1888		National League	50-85	.370	7th	Harry Spence		
1889		National League	59-75	.440	7th	Frank Bancroft, John Glasscock		
1892		Western League	15-37	.288		William Harrington William Sharsig		
1894		Western League	60-64	.484	6th	William Sharsig		
1895*		Western League	79-43	.648	1st	William Watkins		
1896		Western League	78-54	.591	2nd	William Watkins		
1897*		Western League	98-37	.726	1st	William Watkins		
1898		Western League	84-50	.627	2nd	Robert Allen		
1899*		Western League	75-47	.615	1st	Robert Allen		
1900		American League	71-64	.526	3rd	William Watkins		
1901		Western Association	46-24	.657	6th	William Watkins		
Current Franchise (1902-present)								
1902*		American Association	95-44	.681	1st	William Watkins		
1903		American Association	78-61	.657	4th	William Watkins		
1904		American Association	69-85	.448	6th	William Phillips		
1905		American Association	69-83	.454	6th	E.G. Barrow		
1906		American Association	53-96	.356	8th	C.C. Carr		
1907		American Association	73-81	.473	6th	C.C. Carr		
1908*		American Association	92-61	.601	1st	C.C. Carr		
1909		American Association	83-85	.494	4th	C.C. Carr		
1910		American Association	69-96	.418	7th	C.C. Carr		
1911		American Association	78-88	.470	7th	James Burke		
1912		American Association	56-111	.335	8th	James Burke, Charles O'Leary Charles O'Day		
1913		American Association	68-99	.407	8th	M.J. Kelly		
		Federal League	74-45	.625	1st	William Phillips		
1914		American Association	88-77	.533	3rd	Jack Hendricks		
		Federal League	88-65	.575	1st	Bill Phillips		
1915		American Association	81-70	.536	3rd	Jack Hendricks		
1916		American Association	95-71	.572	2nd	Jack Hendricks		
1917*		American Association	90-63	.588	1st	Jack Hendricks	Def. Toronto, 4-1	
1918		American Association	41-34	.547	3rd	Napoleon Lajoie		
1919		American Association	85-68	.556	4th	Jack Hendricks		
1920		American Association	83-83	.500	5th	Jack Hendricks		
1921		American Association	83-85	.494	4th	Jack Hendricks		
1922		American Association	87-80	.521	4th	Jack Hendricks		
1923		American Association	72-94	.434	7th	Jack Hendricks		
1924		American Association	92-74	.554	2nd	Donie Bush		
1925		American Association	92-74	.554	2nd	Donie Bush		
1926		American Association	94-71	.570	2nd	Donie Bush		
1927		American Association	70-97	.419	6th	Bruno Betzel		
1928*		American Association	99-68	.593	1st	Bruno Betzel	Def. Rochester, 5-1 (1 tie)	
1929		American Association	78-89	.467	4th	Bruno Betzel		
1930		American Association	60-93	.393	8th	John Corriden		
1931		American Association	86-80	.518	3rd	John Corriden, Emmett McCann		
1932		American Association	86-80	.518	5th	Emmett McCann		
1933		American Association	82-72	.532	3rd	Wade Killefer		
1934		American Association	77-75	.507	5th	Wade Killefer		
1935		American Association	85-67	.559	2nd	Wade Killefer		
1936		American Association	79-75	.513	4th	Wade Killefer	Def. St. Paul, 4-1 Lost to Milwaukee, 4-1	
1937		American Association	67-85	.441	6th	Wade Killefer		
1938		American Association	80-74	.519	4th	Ray Schalk	Lost to Kansas City, 4-2	
1939	Cincinnati	American Association	82-72	.532	3rd	Ray Schalk, Wes Griffin	Def. Kansas City, 4-1 Lost to Louisville, 4-1	
1940	Cincinnati	American Association	62-84	.425	6th	Wes Griffin, Jewell Ens		
1941	Cincinnati	American Association	65-88	.425	6th	Wade Killefer		
1942		American Association	76-78	.494	6th	Charles Hartnett		
1943		American Association	85-67	.559	2nd	Donie Bush	Def. Toledo, 3-2 Lost to Columbus, 3-0	
1944		American Association	57-93	.380	6th	Donie Bush, Bernard Kelly		
1945		American Association	90-63	.592	2nd	William Burwell	Lost to St. Paul, 4-2	
1946	Boston Braves	American Association	88-65	.575	2nd	William Burwell	Def. Minneapolis, 4-3 Lost to Louisville, 4-0	

122

2022 INDIANAPOLIS INDIANS MEDIA GUIDE

YEAR-BY-YEAR RESULTS

Year	Affiliate	League	W-L	Pct.	Place	Manager(s)	Playoffs
1947	Boston Braves	American Association	74-79	.484	6th	James Brown	
1948*	Pittsburgh	American Association	100-54	.649	1st	Al Lopez	Lost to St. Paul, 4-2
1949	Pittsburgh	American Association	93-61	.604	2nd	Al Lopez	Def. Minneapolis, 4-3 Def. Milwaukee, 4-3 Def. Montreal, 4-2
1950	Pittsburgh	American Association	85-67	.559	2nd	Al Lopez	Def. St. Paul, 4-0 Lost to Columbus, 4-3
1951	Pittsburgh	American Association	68-84	.447	7th	Don Gutteridge	
1952	Cleveland	American Association	75-79	.487	6th	Eugene DeSautels	
1953	Cleveland	American Association	82-72	.532	4th	George Tebbetts	Lost to Kansas City, 4-2
1954*	Cleveland	American Association	95-57	.625	1st	Kerby Farrell	Def. Minneapolis, 4-2 Lost to Louisville, 4-1
1955	Cleveland	American Association	67-86	.438	7th	Kerby Farrell	
1956*	Cleveland	American Association	92-62	.597	1st	Kerby Farrell	Def. Minneapolis, 4-3 Def. Denver, 4-0 Def. Rochester, 4-0
1957	Chicago (AL)	American Association	74-80	.481	6th	Andy Cohen	
1958	Chicago (AL)	American Association	72-82	.468	6th	Walker Cooper	
1959	Chicago (AL)	American Association	86-76	.531	3rd	Walker Cooper	
1960	Philadelphia	American Association	65-89	.422	7th	John Hutchings, Ted Beard	
1961*	Cincinnati	American Association	86-64	.573	1st	Ellis (Cot) Deal	Lost to Houston, 4-1
1962*	Chicago (AL)	American Association	89-58	.605	1st	Luke Appling	Lost to Louisville, 3-0
1963	Chicago (AL)	International League	86-67	.562	1st	Rollie Hemsley	Def. Atlanta, 1-0 (Southern Division Title) Def. Syracuse, 4-1 Def. Atlanta, 4-1
1964	Chicago (AL)	Pacific Coast League	89-69	.563	2nd	Les Moss	
1965	Chicago (AL)	Pacific Coast League	70-78	.473	4th	George Noga	
1966	Chicago (AL)	Pacific Coast League	80-68	.541	3rd	Les Moss	
1967	Chicago (AL)	Pacific Coast League	76-71	.517	2nd	Don Gutteridge	
1968	Cincinnati	Pacific Coast League	66-78	.458	5th	Don Zimmer	
1969	Cincinnati	American Association	74-66	.529	3rd	Vern Rapp	
1970	Cincinnati	American Association	71-69	.507	3rd	Vern Rapp	
1971	Cincinnati	American Association	84-55	.604	1st	Vern Rapp	Lost to Denver, 4-3
1972	Cincinnati	American Association	61-79	.436	4th	Vern Rapp	
1973	Cincinnati	American Association	74-62	.544	2nd	Vern Rapp	
1974	Cincinnati	American Association	78-57	.578	1st	Vern Rapp	Lost to Tulsa, 4-3
1975	Cincinnati	American Association	71-64	.526	2nd	Vern Rapp	
1976	Cincinnati	American Association	62-73	.459	3rd	Jim Snyder	
1977	Cincinnati	American Association	72-64	.529	2nd	Roy Majtyka	
1978	Cincinnati	American Association	78-57	.578	1st	Roy Majtyka	Lost to Omaha, 4-1
1979	Cincinnati	American Association	67-69	.493	4th	Roy Majtyka	
1980	Cincinnati	American Association	58-77	.430	4th	Jim Beauchamp	
1981	Cincinnati	American Association	62-74	.456	3rd	Jim Beauchamp	
1982	Cincinnati	American Association	75-61	.551	1st	George Scherger	Def. Omaha, 4-2
1983	Cincinnati	American Association	64-72	.471	3rd	Roy Hartsfield	
1984*	Montreal	American Association	91-63	.591	1st	Bob (Buck) Rodgers	Lost to Louisville, 4-2
1985	Montreal	American Association	61-81	.430	4th	Felipe Alou	
1986	Montreal	American Association	80-62	.563	1st	Joe Sparks	Def. Denver, 4-3
1987	Montreal	American Association	74-64	.536	3rd	Joe Sparks	Def. Louisville, 3-2 Def. Denver, 4-1
1988	Montreal	American Association	89-53	.627	1st	Joe Sparks	Def. Omaha, 3-1 Def. Rochester, 4-2
1989	Montreal	American Association	87-59	.596	1st	Tom Runnells	Def. Omaha, 3-2 Def. Richmond, 4-0
1990	Montreal	American Association	61-85	.418	4th	Tim Johnson	
1991	Montreal	American Association	75-68	.528	2nd	Jerry Manuel, Pat Kelly	
1992	Montreal	American Association	83-61	.576	2nd	Pat Kelly	
1993	Cincinnati	American Association	66-77	.462	4th	Marc Bombard	
1994	Cincinnati	American Association	86-57	.601	1st	Marc Bombard	Def. Louisville, 3-0 Def. Nashville, 3-1
1995*	Cincinnati	American Association	88-56	.611	1st	Marc Bombard	Lost to Louisville, 3-0
1996	Cincinnati	American Association	78-66	.542	2nd	Dave Miley	Def. Buffalo, 3-2 Lost to OKC, 3-1 Lost to Buffalo, 3-2
1997	Cincinnati	American Association	85-59	.590	2nd	Dave Miley	
1998	Cincinnati	International League	76-67	.531	2nd	Dave Miley	
1999	Cincinnati	International League	75-69	.521	2nd	Dave Miley	

ORGANIZATION

2022 INDIANS

INTERNATIONAL
LEAGUE

2021 REVIEW

PIRATES

HISTORY

GENERAL

	YEAR-BY-YEAR RESULTS							
	Year	Affiliate	League	W-L	Pct.	Place	Manager(s)	Playoffs
ORGANIZATION	2000	Milwaukee	International League	81-63	.563	1st	Steve Smith	Def. Durham, 3-2 Def. Scranton/W-B, 3-2 Def. Memphis, 3-1
	2001	Milwaukee	International League	66-78	.458	3rd	Wendell Kim	
	2002	Milwaukee	International League	67-76	.469	3rd	Ed Romero	
	2003	Milwaukee	International League	64-78	.451	4th	Cecil Cooper	
	2004	Milwaukee	International League	66-78	.458	3rd	Cecil Cooper	
2022 INDIANS	2005	Pittsburgh	International League	78-66	.542	2nd	Trent Jewett	Def. Buffalo, 3-2 Lost to Toledo, 3-0 Lost to Toledo, 1-0 (West Division Title)
	2006	Pittsburgh	International League	76-66	.535	T-1st	Trent Jewett	
	2007	Pittsburgh	International League	70-73	.490	3rd	Trent Jewett	
	2008	Pittsburgh	International League	68-76	.472	4th	Trent Jewett	
	2009	Pittsburgh	International League	70-73	.490	3rd	Frank Kremblas	
INTERNATIONAL LEAGUE	2010	Pittsburgh	International League	71-73	.493	3rd	Frank Kremblas	
	2011	Pittsburgh	International League	76-68	.528	2nd	Dean Treanor	
	2012	Pittsburgh	International League	89-55	.618	1st	Dean Treanor	Lost to Charlotte, 3-1
	2013	Pittsburgh	International League	80-64	.556	1st	Dean Treanor	Lost to Durham, 3-0
	2014	Pittsburgh	International League	73-71	.507	2nd	Dean Treanor	
	2015	Pittsburgh	International League	83-61	.576	T-1st	Dean Treanor	Lost season series to COL, 11-10 (West Division Title) Def. Scranton/W-B, 3-0 Lost to Columbus, 3-2
	2016	Pittsburgh	International League	70-74	.486	3rd	Dean Treanor	
	2017	Pittsburgh	International League	79-63	.556	1st	Andy Barket	Lost to Durham, 3-1
	2018	Pittsburgh	International League	73-67	.521	T-2nd	Brian Esposito	
	2019	Pittsburgh	International League	66-74	.471	T-2nd	Brian Esposito	
	2020			Did not play – COVID-19 pandemic				
2021 REVIEW	Bold = Postseason Champion							
	Italics* = League Pennant (non-divisional)							
PIRATES	INDIANAPOLIS ALL-TIME RECORDS							
					Wins	Losses	Pct.	
	Regular Season -- 1887-1901				752	669	.529	
	Regular Season -- 1902-2021				9,123	8,590	.515	
	Playoffs				146	130	.529	
	Totals				10,021	9,389	.516	
HISTORY	INDIANAPOLIS ALL-TIME RECORDS BY LEAGUE							
					Wins	Losses	Pct.	
	National League -- 1887-89				146	249	.370	
	Western League -- 1892, 1894-99				489	332	.596	
	American League -- 1900				71	64	.526	
	Western Association -- 1901				46	24	.657	
	American Association -- 1902-62, 1969-97				6,978	6,559	.515	
	International League -- 1963, 1998-2019				1,703	1,600	.516	
	Pacific Coast League -- 1964-68				381	364	.511	
	Triple-A East -- 2021				61	67	.477	
	American Association Playoffs				94	99	.487	
	Governors' Cup Playoffs				24	24	.500	
	Little World Series (1917, 1928)				9	2	.818	
	Junior World Series (1949, 1956)				8	2	.800	
	Triple-A Classic (1988, 1989)				8	2	.800	
	Las Vegas Triple-A World Series (2000)				3	1	.750	
	GENERAL	INDIANAPOLIS ALL-TIME REGULAR-SEASON RECORD BY AFFILIATE						
				Wins	Losses	Pct.		
No Affiliate -- 1887-1901				752	669	.529		
No Affiliate -- 1902-38, 1942-45				3,223	3,190	.503		
Cincinnati -- 1939-41, 1961, 1968-83, 1993-99				1,966	1,836	.517		
Boston Braves -- 1946-47				162	144	.529		
Pittsburgh -- 1948-51, 2005-Present				1,529	1,357	.530		
Cleveland -- 1952-56				411	356	.536		
Chicago (AL) -- 1957-59, 1962-67				722	649	.527		
Philadelphia -- 1960				65	89	.422		
Montreal -- 1984-92				701	596	.540		
Milwaukee -- 2000-04				344	373	.480		

INDIANS MOST VALUABLE PLAYER AWARDS

Year	Player	Position	Year	Player	Position
1943	Stewart Hofferth	C	1981	Dave Van Gorder	C
1944	Wayne Blackburn	OF	1982	Gary Redus	OF
1945	Stan Wentzel	OF	1983	Dallas Williams	OF
1946	Sibby Sisti*	SS	1984	Razor Shines	1B
1947	Roy Weatherly	OF	1985	Andres Galarraga	1B
1948	Les Fleming	1B	1986	Casey Candaele	2B
1949	Nanny Fernandez	3B	1987	Dallas Williams	OF
1950	Danny O'Connell	SS	1988	Billy Moore	OF
1951	John Merson	2B	1989	Junior Noboa	2B
1952	Dave Pope	OF	1990	Scott Anderson	RHP
1953	Wally Post	OF	1991	John Vander Wal	OF
1954	Herb Score*	LHP	1992	F.P. Santangelo	INF/OF
1955	Billy Harrell	INF	1993	Scott Ruskin	LHP
1956	Larry Raines	INF	1994	Doug Jennings	OF
1957	Ron Jackson	1B	1995	Eric Owens	2B
1958	John Callison	OF	1996	Eduardo Perez	3B
1959	Joe Hicks	OF	1997	Aaron Boone	3B
1960	Larry Raines	OF	1998	Roberto Petagine	1B
1961	Cliff Cook	3B	1999	D.T. Cromer	1B
1962	Tom McCraw	1B	2000	Bob Scanlan	RHP
1963	Don Buford*	3B	2001	Marco Scutaro	2B
1964	Ken Berry	CF	2002	Jim Rushford	OF
1965	Lee Elia	SS	2003	Pete Zoccolillo	OF
1966	Dick Kenworthy	3B	2004	Ben Hendrickson	RHP
	Duane Josephson	C	2005	Cesar Crespo	INF/OF
1967	Jim Hicks	1B/OF	2006	Carlos Maldonado	C
1968	Hal McRae	2B	2007	Brian Bixler	INF
1969	Bernie Carbo	OF	2008	Neil Walker	3B
1970	Ross Grimsley	LHP	2009	Daniel McCutchen	RHP
1971	Pedro Borbon	RHP	2010	Brandon Moss	OF
	Bill Plummer	C	2011	Matt Hague	INF
1972	Roe Skidmore	1B	2012	Rick VandenHurk	RHP
1973	Ken Griffey	OF	2013	Matt Hague	INF
1974	Tom Spencer	OF	2014	Gregory Polanco	OF
1975	Joe Henderson	RHP	2015	Blake Wood	RHP
1976	Dave Revering	1B	2016	Trevor Williams	RHP
1977	Dave Revering	1B	2017	Christopher Bostick	OF
1978	Champ Summers*	OF	2018	Kevin Newman	INF
1979	Ron Oester	SS	2019	Jake Elmore	INF/OF
1980	Geoff Combe	RHP	2021	Christian Bethancourt	C/1B

League MVP in Bold * The Sporting News Minor League MVP (awarded annually from 1936-2005)

INDIANS ALUMNI TO WIN NL/AL MVP, ROY & CY YOUNG AWARDS

Year	Player (Years with Indians)	Position	Team	Award
1935	Gabby Hartnett (1942 manager)	C	CHC	NL MVP
1955	Herb Score (1952, 1954, 1962-63)	LHP	CLE	AL ROY
1960	Roger Maris (1956)	OF	NYV	AL MVP
1961	Roger Maris (1956)	OF	NYV	AL MVP
1963	Gary Peters (1959, 1962)	LHP	CWS	AL ROY
1966	Tommie Agee (1965)	CF	CWS	AL ROY
1969	Mike Cuellar (1961)	LHP	BAL	AL Cy Young
1969	Harmon Killebrew (1958)	1B/3B	MIN	AL MVP
1976	Pat Zachry (1974-75)	RHP	CIN	NL ROY
1977	George Foster (1973)	LF	CIN	NL MVP
1985	Vince Coleman (1996)	LF	STL	NL ROY
1988	Frank Viola (1995)	LHP	MIN	AL Cy Young
1988	Chris Sabo (1996)	3B	CIN	NL ROY
1989	Gregg Olson (1996)	RHP	BAL	AL ROY
1995	Randy Johnson (1988-89)	LHP	SEA	AL Cy Young
1997	Larry Walker (1989)	RF	COL	NL MVP
1999	Randy Johnson (1988-89)	LHP	ARI	NL Cy Young
1999	Scott Williamson (1998)	RHP	CIN	NL ROY
2000	Randy Johnson (1988-89)	LHP	ARI	NL Cy Young
2001	Randy Johnson (1988-89)	LHP	ARI	NL Cy Young
2002	Randy Johnson (1988-89)	LHP	ARI	NL Cy Young
2013	Andrew McCutchen (2007-09)	CF	PIT	NL MVP

INDIANAPOLIS INDIANS IN THE HALL OF FAME

Year	Player/Mgr. (Years with Indians)	Year	Player/Mgr. (Years with Indians)
1937	Napoleon Lajoie (1918)	1974	Raymond Schalk (1938-39)
1949	Mordecai "Three-Finger" Brown (1919)	1977	Al Lopez (1948-50)
1955	Charles "Gabby" Hartnett (1942)	1984	Harmon Killebrew (1958)
1957	Joseph McCarthy (1911)	2003	Bob Uecker (1960)
1962	Bill McKechnie (1914 Federal League)*	2015	Randy Johnson (1988-89)
1964	Luke Appling (1962)	2020	Larry Walker (1989)
1971	Richard Marquard (1908)	2022	Minnie Miñoso (1964)

* Played for the Indianapolis Hoosiers

YEARLY BATTING LEADERS

1887	
AVG:	Jerry Denny .324
H:	Jerry Denny 165
2B:	Jerry Denny 34
3B:	Otto Shomberg 16
HR:	Jerry Denny 11
RBI:	Jerry Denny 97
TB:	Jerry Denny 256
R:	Emmett Seery 104
SB:	John Glasscock 62
BB:	Emmett Seery 71

1892	
AVG:	Thomas Letcher .296
H:	Thomas Letcher 68
2B:	William O'Brien 17
3B:	C. Frank Genins 3
HR:	William O'Brien 6
RBI:	N/A
TB:	William O'Brien 94
R:	Thomas Letcher 38
SB:	Thomas Letcher 16
BB:	N/A

1896	
AVG:	John McCarthy .369
H:	John McCarthy 209
2B:	John McCarthy 41
3B:	George Hogriever 22
HR:	John McCarthy 7
RBI:	N/A
TB:	John McCarthy 305
R:	George Hogriever 137
SB:	George Hogriever 40
BB:	N/A

1899	
AVG:	Herm McFarland .330
H:	Herm McFarland 153
2B:	Herm McFarland 28
3B:	Herm McFarland 17
HR:	Asa Stewart 3
RBI:	N/A
TB:	Herm McFarland 221
R:	George Hogriever 112
SB:	George Hogriever 41
BB:	N/A

1902 (Current Franchise)	
AVG:	George Kihm .296
H:	Peter O'Brien 165
2B:	George Kihm 36
3B:	George Hogriever 13
HR:	George Kihm 5
RBI:	N/A
TB:	George Kihm 225
R:	George Hogriever 124
SB:	William Fox 49
BB:	N/A

1905	
AVG:	Thomas McCreery .303
H:	Thomas McCreery 166
2B:	John Farrell/McCreery 19
3B:	Thomas McCreery 14
HR:	John Thoney 6
RBI:	N/A
TB:	Thomas McCreery 222
R:	Thomas McCreery 83
SB:	John Thoney 27
BB:	N/A

1888	
AVG:	Paul Hines .281
H:	Paul Hines 144
2B:	Jerry Denny 27
3B:	Emmett Seery 10
HR:	Jerry Denny 12
RBI:	Jerry Denny 63
TB:	Jerry Denny 214
R:	Jerry Denny 92
SB:	Emmett Seery 80
BB:	Emmett Seery 64

1894	
AVG:	Frank Motz .395
H:	William Gray 165
2B:	William Gray 22
3B:	John McCarthy 24
HR:	Frank Motz 15
RBI:	N/A
TB:	Frank Motz 255
R:	Frank Motz 127
SB:	George Henry 25
BB:	N/A

1897	
AVG:	Herm McFarland .354
H:	Herm McFarland 190
2B:	Hogriever/Asa Stewart 29
3B:	Herm McFarland 25
HR:	William Gray 19
RBI:	N/A
TB:	Herm McFarland 302
R:	George Hogriever 158
SB:	George Hogriever 72
BB:	N/A

1900	
AVG:	George Magoon .310
H:	George Magoon 139
2B:	Ralph "Socks" Seybold 27
3B:	Tully Hartsel 13
HR:	Ralph Seybold 9
RBI:	N/A
TB:	Ralph "Socks" Seybold 201
R:	George Hogriever 116
SB:	George Hogriever 46
BB:	N/A

1903	
AVG:	George Kihm .320
H:	George Hogriever 149
2B:	George Kihm 28
3B:	Michael Heydon/Kihm 12
HR:	James Jones 6
RBI:	N/A
TB:	George Kihm 209
R:	William Fox 98
SB:	William Fox 52
BB:	N/A

1906	
AVG:	Charles Carr .312
H:	Charles Carr 137
2B:	Charles Carr 28
3B:	Charles Carr 10
HR:	Charles Carr 4
RBI:	N/A
TB:	Charles Carr 197
R:	John Dunleavy 59
SB:	Otto Williams 22
BB:	N/A

1889	
AVG:	John Glasscock .352
H:	John Glasscock 205
2B:	John Glasscock 40
3B:	Emmett Seery 12
HR:	Jerry Denny 18
RBI:	Jerry Denny 112
TB:	John Glasscock 272
R:	John Glasscock 128
SB:	John Glasscock 57
BB:	Emmett Seery 67

1895	
AVG:	McCarthy/Motz .420
H:	John McCarthy 219
2B:	Edward McFarland 43
3B:	John Newell 20
HR:	Frank Motz 19
RBI:	N/A
TB:	John McCarthy 323
R:	Frank Motz 162
SB:	Martin Hogan 73
BB:	N/A

1898	
AVG:	Frank Motz .301
H:	Frank Motz 138
2B:	Hogriever/Motz 15
3B:	Frank Motz 15
HR:	Herm McFarland 7
RBI:	N/A
TB:	Frank Motz 186
R:	George Hogriever 115
SB:	George Hogriever 46
BB:	N/A

1901	
AVG:	Michael Kelley .349
H:	Michael Kelley 101
2B:	Michael Kelley 17
3B:	Michael Kelley 9
HR:	Michael Heydon 4
RBI:	N/A
TB:	Frank Donnelly 162
R:	Michael Kelley 63
SB:	William Fox 40
BB:	N/A

1904	
AVG:	John Carr .305
H:	Thomas McCreery 185
2B:	Edward Swander 29
3B:	Thomas McCreery 19
HR:	Thomas McCreery 9
RBI:	N/A
TB:	Thomas McCreery 270
R:	Thomas McCreery 91
SB:	John Carr 24
BB:	N/A

1907	
AVG:	Charles Carr .315
H:	Charles Carr 164
2B:	Charles Carr 25
3B:	John Himes 12
HR:	Arthur Coulter 5
RBI:	N/A
TB:	Charles Carr 218
R:	Arthur Coulter 85
SB:	James Cook/Coulter 25
BB:	N/A

YEARLY BATTING LEADERS

ORGANIZATION

2022 INDIANS

INTERNATIONAL
LEAGUE

2021 REVIEW

PIRATES

HISTORY

GENERAL

1908

AVG:	John Hayden	.316
H:	John Hayden	186
2B:	Charles Carr	31
3B:	John Hayden	18
HR:	Charles Carr	8
RBI:	N/A	
TB:	John Hayden	268
R:	Owen "Donie" Bush	99
SB:	Otto Williams	38
BB:	N/A	

1911

AVG:	Benjamin Houser	.331
H:	Orville Woodruff	179
2B:	Orville Woodruff	28
3B:	Daniel Hoffman	12
HR:	Daniel Hoffman	4
RBI:	N/A	
TB:	Orville Woodruff	225
R:	Orville Woodruff	98
SB:	Orville Woodruff	21
BB:	N/A	

1914

AVG:	Tom Griffith	.340
H:	Benjamin "Frank" Metz	184
2B:	Tom Griffith	26
3B:	Tom Griffith	18
HR:	James Galloway/Metz	4
RBI:	N/A	
TB:	Tom Griffith	241
R:	Benjamin "Frank" Metz	99
SB:	Herman Bronkie	35
BB:	Willis Cole	100

1917

AVG:	Steve Yerkes	.282
H:	Steve Yerkes	155
2B:	Steve Yerkes	28
3B:	Albert Wickland	17
HR:	Albert Wickland	9
RBI:	N/A	
TB:	Steve Yerkes	208
R:	Albert Wickland	79
SB:	Albert Dolan	37
BB:	Albert Wickland	87

1920

AVG:	Walter Rehg	.315
H:	Walter Rehg	200
2B:	Walter Rehg	36
3B:	Clarence Covington	15
HR:	Edward Zwilling	12
RBI:	Edward Zwilling	84
TB:	Walter Rehg	267
R:	Walter Rehg	104
SB:	Alex "Duke" Reilly	32
BB:	Clarence Covington	92

1923

AVG:	Edward Brown	.361
H:	Edward Brown	224
2B:	Edward Brown	37
3B:	Edward Brown	19
HR:	Ernie Krueger	17
RBI:	Edward Brown	104
TB:	Edward Brown	323
R:	Lloyd Christenbury	131
SB:	Walter Rehg/Edward Sicking	28
BB:	Lloyd Christenbury	72

1909

AVG:	Charles Carr	.279
H:	John Hayden	178
2B:	John Hayden	39
3B:	John Hayden	9
HR:	Charles Carr	5
RBI:	N/A	
TB:	John Hayden	238
R:	Chester Chadbourne	79
SB:	James Burke	27
BB:	N/A	

1912

AVG:	William Ingerton	.301
H:	William Ingerton	154
2B:	William Ingerton	27
3B:	William Ingerton	12
HR:	Robert Veach	4
RBI:	N/A	
TB:	William Ingerton	208
R:	Orville Woodruff	76
SB:	Orville Woodruff	27
BB:	N/A	

1915

AVG:	Joe Kelly	.300
H:	Tom McMillan	167
2B:	Benjamin "Frank" Metz	22
3B:	Tom McMillan	10
HR:	Hank Butcher/Metz	3
RBI:	N/A	
TB:	McMillan/Metz	205
R:	Joe Kelly	107
SB:	Joe Kelly	61
BB:	Benjamin "Frank" Metz	82

1918

AVG:	Nap Lajoie	.282
H:	Herman Bronkie/Nap Lajoie	82
2B:	Edward Zwilling	14
3B:	Edward Zwilling	5
HR:	Lajoie/Zwilling	2
RBI:	N/A	
TB:	Nap Lajoie	104
R:	Edward Zwilling	45
SB:	Herman Bronkie	13
BB:	Edward Zwilling	61

1921

AVG:	Ralph Shinnors	.346
H:	Ralph Shinnors	236
2B:	Ralph Shinnors	50
3B:	Ralph Shinnors	26
HR:	Ralph Shinnors	13
RBI:	Walter Rehg	117
TB:	Ralph Shinnors	377
R:	Ralph Shinnors	138
SB:	Doug Baird	72
BB:	Clarence Covington	98

1924

AVG:	Ernie Krueger	.339
H:	Edward Sicking	209
2B:	Ernie Krueger	45
3B:	Lloyd Christenbury	13
HR:	Ernie Krueger	17
RBI:	Ernie Krueger	128
TB:	Ernie Krueger	311
R:	Edward Sicking	115
SB:	Krueger/Walter Rehg	16
BB:	Lloyd Christenbury	74

1910

AVG:	John Hayden	.278
H:	Charles Carr	153
2B:	John Hayden	25
3B:	John Hayden	10
HR:	Charles Carr	4
RBI:	N/A	
TB:	John Hayden	200
R:	Charles Carr	63
SB:	Frank Delahanty/Otto Williams	26
BB:	N/A	

1913

AVG:	Alex "Duke" Reilly	.337
H:	Alex "Duke" Reilly	157
2B:	Karl Crandall	24
3B:	Martin Krug	13
HR:	Benjamin "Frank" Metz	6
RBI:	N/A	
TB:	Benjamin "Frank" Metz	220
R:	Harry Niles	85
SB:	Alex "Duke" Reilly	47
BB:	N/A	

1916

AVG:	Alex "Duke" Reilly	.292
H:	John Leary	195
2B:	John Leary	32
3B:	Albert Dolan/Wickland	14
HR:	Albert Wickland	4
RBI:	N/A	
TB:	John Leary	258
R:	Herman Bronkie	101
SB:	Herman Bronkie	45
BB:	Karl Crandall	96

1919

AVG:	Oliver O'Mara	.340
H:	Oliver O'Mara	185
2B:	Walter Rehg	33
3B:	Clarence Covington	13
HR:	Edward Zwilling	9
RBI:	N/A	
TB:	Oliver O'Mara	231
R:	Edward Zwilling	90
SB:	Alex "Duke" Reilly	44
BB:	Covington/Zwilling	72

1922

AVG:	Edward Brown	.338
H:	Edward Brown	214
2B:	Edward Brown	44
3B:	Baird/Brown/Rehg/Schreiber	16
HR:	Ernie Krueger	17
RBI:	Edward Brown	133
TB:	Edward Brown	326
R:	Brown/Sicking	110
SB:	Doug Baird	29
BB:	Doug Baird	88

1925

AVG:	Edward Sicking	.316
H:	Henry Schreiber	191
2B:	Riggs Stephenson	34
3B:	Schmandt/Schreiber	13
HR:	Horace Allen	17
RBI:	Henry Schreiber	103
TB:	Henry Schreiber	256
R:	Elmer Yoter	86
SB:	Wid Matthews	30
BB:	Raymond Schmandt	51

YEARLY BATTING LEADERS

1926

AVG:	Walter Holke	.309
H:	Wid Matthews	191
2B:	Edward Sicking	27
3B:	Elmer Yoter	12
HR:	A.E. "Reb" Russell	14
RBI:	Walter Holke	97
TB:	Elmer Yoter	232
R:	Wid Matthews	104
SB:	Wid Matthews	23
BB:	Elmer Yoter	64

1929

AVG:	Layne/Joseph Sprinz	.307
H:	Peter Monahan	188
2B:	Herman Layne	41
3B:	Clyde Barnhart	12
HR:	Clyde Barnhart	16
RBI:	Clyde Barnhart	109
TB:	Clyde Barnhart	270
R:	Layne/Monahan	107
SB:	Herman Layne	23
BB:	Clyde Barnhart	64

1932

AVG:	Harry Rosenberg	.318
H:	Francis Sigafoos	199
2B:	Sigafoos/Taitt	29
3B:	Ernest Wingard	15
HR:	Ernest Wingard	13
RBI:	Doug Taitt	89
TB:	Francis Sigafoos	280
R:	Francis Sigafoos	105
SB:	Francis Sigafoos	14
BB:	N/A	

1935

AVG:	John Cooney	.371
H:	John Cooney	224
2B:	John Cooney	37
3B:	John Stoneham	10
HR:	Minor Heath	20
RBI:	Riggs Stephenson	107
TB:	John Cooney	284
R:	Minor Heath	115
SB:	Vincent Sherlock	23
BB:	Minor Heath	127

1938

AVG:	Robert Fausett	.339
H:	Glenn Chapman	175
2B:	Robert Latshaw	38
3B:	Robert Fausett	11
HR:	Robert Latshaw	11
RBI:	Glenn Chapman	103
TB:	Glenn Chapman	235
R:	Glenn Chapman	93
SB:	Robert Fausett	28
BB:	Robert Latshaw	56

1941

AVG:	Wayne Blackburn	.313
H:	Benedict Zientara	160
2B:	Benedict Zientara	34
3B:	Joe Bestudik/Zientara	10
HR:	Allen Hunt/Kermit Lewis	4
RBI:	Benedict Zientara	64
TB:	Benedict Zientara	220
R:	Wayne Blackburn	79
SB:	Wayne Blackburn	16
BB:	Wayne Blackburn	71

1927

AVG:	A.E. "Reb" Russell	.385
H:	Walter Holke	198
2B:	A.E. "Reb" Russell	34
3B:	Walter Holke	13
HR:	Paul Florence	14
RBI:	Walter Holke	98
TB:	Walter Holke	268
R:	Wid Matthews	100
SB:	Wid Matthews	35
BB:	Wid Matthews	77

1930

AVG:	Mervin Connolly	.338
H:	Clarence "Dutch" Hoffman	176
2B:	Mervin Connolly	33
3B:	Harold Warstler	9
HR:	Clyde Barnhart	13
RBI:	Clarence "Dutch" Hoffman	97
TB:	Clarence "Dutch" Hoffman	255
R:	Clarence "Dutch" Hoffman	94
SB:	William Narleski	11
BB:	Clyde Barnhart	50

1933

AVG:	Francis Sigafoos	.370
H:	Francis Sigafoos	235
2B:	Francis Sigafoos	53
3B:	Ernest Wingard	14
HR:	Glenn Chapman	14
RBI:	Francis Sigafoos	126
TB:	Francis Sigafoos	328
R:	Francis Sigafoos	108
SB:	Francis Sigafoos	24
BB:	Ernest Lee	69

1936

AVG:	Oscar Eckhardt	.353
H:	Fred Berger	201
2B:	Fred Berger	37
3B:	Robert Fausett	15
HR:	Fred Berger	37
RBI:	Fred Berger	106
TB:	Fred Berger	315
R:	Robert Fausett	101
SB:	Vincent Sherlock	25
BB:	Otto Bluege	63

1939

AVG:	Milton Galatzer	.325
H:	Myron "Mike" McCormick	174
2B:	Myron "Mike" McCormick	33
3B:	Don Lang	12
HR:	Don Lang	13
RBI:	Jesse Newman	87
TB:	Myron "Mike" McCormick	231
R:	Myron "Mike" McCormick	100
SB:	Myron "Mike" McCormick	15
BB:	Don Lang	67

1942

AVG:	Joe Bestudik	.326
H:	Joe Bestudik	185
2B:	Joe Bestudik	37
3B:	John McCarthy	13
HR:	John McCarthy	17
RBI:	John McCarthy	113
TB:	John McCarthy	287
R:	John McCarthy	103
SB:	Wayne Blackburn	14
BB:	Wayne Blackburn	102

1928

AVG:	Herman Layne	.347
H:	Fred Haney	208
2B:	Fred Haney	38
3B:	Haney/Wid Matthews	16
HR:	A.E. "Reb" Russell	17
RBI:	Harold Warstler	88
TB:	Fred Haney	287
R:	Fred Haney	115
SB:	Fred Haney	43
BB:	Harold Warstler	53

1931

AVG:	Len Koenecke	.353
H:	Len Koenecke	224
2B:	Francis Sigafoos	30
3B:	Len Koenecke	19
HR:	Len Koenecke	24
RBI:	Len Koenecke	131
TB:	Len Koenecke	357
R:	Len Koenecke	141
SB:	Len Koenecke	13
BB:	Curtis Walker	88

1934

AVG:	Vernon Washington	.367
H:	Vernon Washington	205
2B:	Vernon Washington	40
3B:	Vernon Washington	13
HR:	Vernon Washington	16
RBI:	Vernon Washington	120
TB:	Vernon Washington	319
R:	Vernon Washington	104
SB:	Ernest Lee	22
BB:	Ernest Lee	76

1937

AVG:	Oscar "Ox" Eckhardt	.341
H:	Oscar "Ox" Eckhardt	201
2B:	Dan Taylor	28
3B:	Archie/Eckhardt/V. Sherlock	8
HR:	George Archie/Fred Berger	11
RBI:	Dan Taylor	98
TB:	Oscar "Ox" Eckhardt	258
R:	George Archie	106
SB:	Robert Fausett	18
BB:	Dan Taylor	73

1940

AVG:	Milton Galatzer	.336
H:	Milton Galatzer	191
2B:	Benedict Zientara	28
3B:	Milton Galatzer	9
HR:	G. Brack/D. Lang/R. West	7
RBI:	Benedict Zientara	63
TB:	Milton Galatzer	239
R:	Milton Galatzer	98
SB:	Allen Hunt	13
BB:	Milton Galatzer	81

1943

AVG:	Gilbert English	.322
H:	Gilbert English	175
2B:	Stewart Hofferth	31
3B:	Edwin Morgan/Fred Vaughn	12
HR:	Morgan/Vaughn	9
RBI:	English/Hofferth	83
TB:	Gilbert English	216
R:	Wayne Blackburn	114
SB:	Wayne Blackburn	10
BB:	Wayne Blackburn	95

YEARLY BATTING LEADERS

1944

AVG:	Wayne Blackburn	.336
H:	Wayne Blackburn	180
2B:	Wayne Blackburn	23
3B:	Chester Clemens	10
HR:	Gilbert English	4
RBI:	Wayne Blackburn	65
TB:	Wayne Blackburn	220
R:	Wayne Blackburn	104
SB:	Wayne Blackburn	25
BB:	Wayne Blackburn	99

1947

AVG:	Roy Weatherly	.304
H:	Cyril "Butch" Moran	157
2B:	Cyril "Butch" Moran	29
3B:	Pete Castiglione	9
HR:	Ben Guintini	16
RBI:	Ernie Andres	84
TB:	Roy Weatherly	236
R:	Cyril "Butch" Moran	80
SB:	Jimmy Brown	6
BB:	Roy Weatherly	52

1950

AVG:	Romanus Basgall	.281
H:	Romanus Basgall	130
2B:	Romanus Basgall	29
3B:	Bell/Bockman/Coogan/Fitz Gerald	6
HR:	Frank Kalin	14
RBI:	Mizell Platt	71
TB:	Romanus Basgall	206
R:	Danny O'Connell	65
SB:	Tom Saffell	11
BB:	Dom Dallessandro	53

1953

AVG:	Wally Post	.289
H:	David Pope	172
2B:	David Pope	33
3B:	David Pope	14
HR:	Wally Post	33
RBI:	Wally Post	120
TB:	David Pope	305
R:	David Pope	101
SB:	Joe Macko	10
BB:	David Pope	73

1956

AVG:	Larry Raines	.309
H:	Larry Raines	174
2B:	Roger Maris	20
3B:	Larry Raines	14
HR:	David Pope	25
RBI:	Joe Altobelli	81
TB:	Larry Raines	251
R:	Larry Raines	105
SB:	Larry Raines	22
BB:	Ted Beard	71

1959

AVG:	Joe Hicks	.314
H:	Joe Hicks	180
2B:	Joe Hicks	29
3B:	Joe Hicks	10
HR:	Ron Jackson	30
RBI:	Ron Jackson	99
TB:	Joe Hicks	262
R:	Joe Hicks	86
SB:	Stan Johnson	16
BB:	Robert Sagers	66

1945

AVG:	Stanley Wentzel	.321
H:	Stanley Wentzel	184
2B:	Stanley Wentzel	35
3B:	Stanley Wentzel	11
HR:	Stanley Wentzel	14
RBI:	Stanley Wentzel	103
TB:	Stanley Wentzel	283
R:	Art Parks	104
SB:	Stanley Wentzel	30
BB:	Art Parks	76

1948

AVG:	Leslie Fleming	.323
H:	Pete Castiglione	178
2B:	Pete Castiglione	33
3B:	Ted Beard	17
HR:	Leslie Fleming	26
RBI:	Leslie Fleming	143
TB:	Leslie Fleming	288
R:	Ted Beard	131
SB:	Jack Cassini	33
BB:	Ted Beard	128

1951

AVG:	John Merson	.295
H:	John Merson	177
2B:	John Merson	36
3B:	Ted Beard	9
HR:	Frank Kalin	18
RBI:	John Merson	94
TB:	John Merson	251
R:	Ted Beard	101
SB:	Ted Beard	17
BB:	Ted Beard	101

1954

AVG:	William Harrell	.307
H:	Joe Altobelli	158
2B:	Joe Altobelli	31
3B:	Joe Altobelli	10
HR:	Rocky Colavito	38
RBI:	Rocky Colavito	116
TB:	Rocky Colavito	293
R:	Rocky Colavito	94
SB:	Gale Wade	24
BB:	Rocky Colavito	75

1957

AVG:	Ted Beard	.347
H:	Vinicio "Chico" Garcia	177
2B:	Vinicio "Chico" Garcia	30
3B:	Ted Beard	12
HR:	Ron Jackson	21
RBI:	Ron Jackson	102
TB:	Ron Jackson	278
R:	Vinicio "Chico" Garcia	92
SB:	Ted Beard	10
BB:	Ted Beard	68

1960

AVG:	Charles Harrington	.310
H:	Larry Raines	149
2B:	Charles Harrington	28
3B:	Ted Beard	7
HR:	James Woods	19
RBI:	James Woods	64
TB:	Larry Raines	224
R:	Larry Raines	78
SB:	Larry Raines	46
BB:	Carlos Bernier	64

1946

AVG:	Sebastian "Sibby" Sisti	.343
H:	Sebastian "Sibby" Sisti	203
2B:	Vincent Shupe	44
3B:	Sebastian "Sibby" Sisti	14
HR:	Joe Bestudik	15
RBI:	Joe Bestudik	109
TB:	Sebastian "Sibby" Sisti	282
R:	Sebastian "Sibby" Sisti	99
SB:	Stanley Wentzel	20
BB:	Joe Bestudik	73

1949

AVG:	Leslie Fleming	.340
H:	Nanny Fernandez	162
2B:	Leslie Fleming	27
3B:	Ted Beard	16
HR:	Nanny Fernandez	20
RBI:	Nanny Fernandez***	114
TB:	Jack Conway	197
R:	Ted Beard	108
SB:	Ted Beard	23
BB:	Ted Beard	132

1952

AVG:	David Pope	.352
H:	David Pope	167
2B:	David Pope	29
3B:	Alphonse Smith	12
HR:	Alphonse Smith	20
RBI:	Milt Nielsen	87
TB:	David Pope	249
R:	Harry Malmberg	85
SB:	Alphonse Smith	10
BB:	Harry Malmberg	82

1955

AVG:	Rudy Regalado	.316
H:	Rudy Regalado	172
2B:	Rocky Colavito/William Harrell	30
3B:	William Harrell	8
HR:	Rocky Colavito	30
RBI:	Rocky Colavito	104
TB:	Rocky Colavito	275
R:	William Harrell	99
SB:	William Harrell	7
BB:	Rocky Colavito	84

1958

AVG:	John Romano	.291
H:	John Callison	154
2B:	John Romano	29
3B:	John Callison	9
HR:	John Callison	29
RBI:	John Callison	93
TB:	John Callison	282
R:	John Callison	92
SB:	Ted Beard	18
BB:	Ted Beard	82

1961

AVG:	Joe Gaines	.315
H:	Hiraldo "Chico" Ruiz	164
2B:	Cliff Cook	33
3B:	Joe Gaines	12
HR:	Cliff Cook	32
RBI:	Cliff Cook	119
TB:	Cliff Cook	303
R:	Cliff Cook	102
SB:	Hiraldo "Chico" Ruiz	44
BB:	Joe Gaines	69

YEARLY BATTING LEADERS

1962

AVG:	Tom McCraw	.326
H:	Tom McCraw/Al Weis	171
2B:	Tom McCraw	29
3B:	Al Weis	13
HR:	Jim Koranda/Harry Simpson	19
RBI:	Jim Koranda	103
TB:	Tom McCraw	243
R:	Al Weis	94
SB:	Al Weis	31
BB:	Harry Simpson	77

1965

AVG:	Ramon Conde	.337
H:	Richard Kenworthy	160
2B:	Ramon Conde	29
3B:	Richard Kenworthy	7
HR:	Lee Elia	29
RBI:	Lee Elia	75
TB:	Richard Kenworthy	252
R:	Lee Elia	77
SB:	Tommie Agee	15
BB:	Jim Hicks	51

1968

AVG:	Hal McRae	.295
H:	Hal McRae	131
2B:	Hal McRae	31
3B:	Hal McRae	11
HR:	Hal McRae	16
RBI:	Hal McRae	65
TB:	Hal McRae	232
R:	Clyde Mashore	83
SB:	Clyde Mashore	29
BB:	Cal Emery	45

1971

AVG:	Darrel Chaney	.277
H:	Darrel Chaney	127
2B:	Darrel Chaney	17
3B:	Darrel Chaney	9
HR:	William Plummer	17
RBI:	William Plummer	65
TB:	William Plummer	175
R:	Darrel Chaney	73
SB:	Alfred Crawford/Danny Godby	10
BB:	Darrel Chaney	51

1974

AVG:	Tom Spencer	.291
H:	Tom Spencer	127
2B:	Edison Armbrister	22
3B:	Armbrister/Spencer	8
HR:	Roger Freed	19
RBI:	Edison Armbrister	73
TB:	Tom Spencer	205
R:	Tom Spencer	66
SB:	Tom Spencer	21
BB:	Roger Freed	77

1977

AVG:	David Revering	.300
H:	David Revering	133
2B:	Arturo DeFreites	26
3B:	Arturo DeFreites	7
HR:	David Revering	29
RBI:	David Revering	110
TB:	David Revering	245
R:	Rudy Meoli	102
SB:	Rudy Meoli	42
BB:	Rudy Meoli	113

1963

AVG:	Don Buford	.336
H:	Don Buford	206
2B:	Don Buford	41
3B:	Ken Berry	10
HR:	Charles Smith	25
RBI:	Ramon Conde	82
TB:	Don Buford	280
R:	Don Buford	114
SB:	Don Buford	42
BB:	Don Buford	67

1966

AVG:	Duane Josephson	.324
H:	Richard Kenworthy	173
2B:	Richard Kenworthy	29
3B:	Richard Kenworthy	13
HR:	Jim Hicks	15
RBI:	Richard Kenworthy	94
TB:	Richard Kenworthy	258
R:	Ed Stroud	99
SB:	Ed Stroud	57
BB:	Marvin Staehle	85

1969

AVG:	Bernie Carbo	.359
H:	Bernie Carbo	145
2B:	Bernie Carbo	37
3B:	Joe Patterson	5
HR:	Carbo/Jones	21
RBI:	Clarence Jones	82
TB:	Bernie Carbo	249
R:	Clyde Mashore	100
SB:	Joe Patterson	23
BB:	Bernie Carbo	69

1972

AVG:	Gene Locklear	.325
H:	Gene Locklear	152
2B:	Gene Locklear	31
3B:	Edison Armbrister	11
HR:	Gene Locklear	15
RBI:	Roe Skidmore	89
TB:	Gene Locklear	244
R:	Gene Locklear	78
SB:	Alfred Crawford	22
BB:	Gene Locklear	51

1975

AVG:	Junior Kennedy	.277
H:	Ray Knight	118
2B:	Joel Youngblood	21
3B:	Joel Youngblood	9
HR:	David Revering	21
RBI:	David Revering	71
TB:	David Revering	185
R:	Tom Spencer	68
SB:	Tom Spencer	29
BB:	Tom Spencer	61

1978

AVG:	Champ Summers	.368
H:	Champ Summers	170
2B:	Arturo DeFreites	31
3B:	Armbrister/Michael Grace	6
HR:	Champ Summers	34
RBI:	Champ Summers	124
TB:	Champ Summers	307
R:	DeFreites/Summers	98
SB:	Edison Armbrister	32
BB:	Champ Summers	81

1964

AVG:	Len Johnston	.316
H:	Marvin Staehle	176
2B:	Ken Berry	26
3B:	Jim Hicks	8
HR:	Ken Berry	20
RBI:	Ken Berry	83
TB:	Ken Berry	235
R:	Marvin Staehle	92
SB:	Marvin Staehle	13
BB:	Marvin Staehle	79

1967

AVG:	Jim Hicks	.288
H:	Jim Hicks	142
2B:	William Voss	24
3B:	Jim Hicks	12
HR:	Charles Nash	28
RBI:	Jim Hicks	87
TB:	Jim Hicks	249
R:	Jim Hicks	87
SB:	Buddy Bradford	24
BB:	Jim Hicks	79

1970

AVG:	Don Anderson	.285
H:	Kurt Bevacqua	126
2B:	Kurt Bevacqua	26
3B:	Al Crawford	6
HR:	Kurt Bevacqua	15
RBI:	Kurt Bevacqua	67
TB:	Kurt Bevacqua	207
R:	Bevacqua/Swanson	62
SB:	Stan Swanson	26
BB:	Stan Swanson	49

1973

AVG:	Ken Griffey	.327
H:	Joel Youngblood	143
2B:	Driscoll/George Foster	26
3B:	Joel Youngblood	9
HR:	Roe Skidmore	19
RBI:	Roe Skidmore	79
TB:	Joel Youngblood	218
R:	Griffey/Youngblood	88
SB:	Ken Griffey	43
BB:	Jim Driscoll	56

1976

AVG:	David Revering	.290
H:	David Revering	118
2B:	Ray Knight	24
3B:	Rudy Meoli	6
HR:	David Revering	27
RBI:	David Revering	77
TB:	David Revering	223
R:	Meoli/Revering	63
SB:	Ted Martinez	25
BB:	Rudy Meoli	82

1979

AVG:	Ron Oester	.281
H:	Ron Oester	143
2B:	John Valle	20
3B:	Grace/Oester	6
HR:	John Valle	23
RBI:	John Valle	71
TB:	John Valle	189
R:	John Valle	65
SB:	Ron Oester	23
BB:	Michael Grace	54

YEARLY BATTING LEADERS

1980

AVG:	Paul Householder	.295
H:	Paul Householder	137
2B:	Paul Householder	26
3B:	Gene Menees	8
HR:	John Hale	27
RBI:	John Hale	77
TB:	John Hale	223
R:	Paul Householder	74
SB:	Paul Householder	30
BB:	John Hale	62

1983

AVG:	Skeeter Barnes	.337
H:	Dallas Williams	168
2B:	John Harris/Williams	30
3B:	Dallas Williams	8
HR:	Nick Esasky	14
RBI:	Dallas Williams	75
TB:	Dallas Williams	247
R:	Tom Lawless	93
SB:	Tom Lawless	46
BB:	Mark Gilbert	55

1986

AVG:	Casey Candaele	.302
H:	Casey Candaele	145
2B:	Casey Candaele	32
3B:	Herm Winningham	7
HR:	Billy Moore	23
RBI:	Billy Moore	82
TB:	Billy Moore	196
R:	Casey Candaele	77
SB:	Tom Romano	35
BB:	Billy Moore	80

1989

AVG:	Junior Noboa	.340
H:	Junior Noboa	159
2B:	Mike Blowers	29
3B:	Junior Noboa	8
HR:	Mike Blowers	14
RBI:	Junior Noboa	62
TB:	Mike Blowers	206
R:	Jeff Huson	70
SB:	Larry Walker	36
BB:	Huson/Larry Walker	50

1992

AVG:	Matt Stairs	.267
H:	F.P. Santangelo	123
2B:	F.P. Santangelo	25
3B:	Matt Stairs	4
HR:	Jerry Goff	14
RBI:	Matt Stairs	56
TB:	Matt Stairs	171
R:	F.P. Santangelo	83
SB:	Eric Bullock	21
BB:	F.P. Santangelo	62

1995

AVG:	Eric Owens	.314
H:	Eric Owens	134
2B:	Nigel Wilson	27
3B:	Eric Owens	8
HR:	Willie Greene	19
RBI:	Drew Denson	69
TB:	Eric Owens	210
R:	Eric Owens	86
SB:	Eric Owens	33
BB:	Eric Owens	52

1981

AVG:	Paul Householder	.300
H:	German Barranca	137
2B:	Barranca/Esasky/Walker	22
3B:	Householder/Eddie Milner	6
HR:	Householder/Duane Walker	19
RBI:	Duane Walker	80
TB:	Paul Householder	224
R:	Duane Walker	80
SB:	Paul Householder	33
BB:	Duane Walker	58

1984

AVG:	Ron Johnson	.303
H:	Mike Fuentes	131
2B:	Razor Shines	26
3B:	Fuentes/Tom Lawless/Roy/Johnson	4
HR:	Mike Fuentes	22
RBI:	Mike Fuentes/Razor Shines	80
TB:	Mike Fuentes	227
R:	Mike Fuentes	88
SB:	Wally Johnson	27
BB:	Mike Fuentes	62

1987

AVG:	Dallas Williams	.357
H:	Johnny Paredes	154
2B:	Jack Daugherty	35
3B:	Alonzo Powell	10
HR:	Jeff Reynolds	21
RBI:	Jeff Reynolds	76
TB:	Dallas Williams	212
R:	Johnny Paredes	80
SB:	Johnny Paredes	30
BB:	Billy Moore	63

1990

AVG:	German Rivera	.287
H:	German Rivera	128
2B:	Quinn Mack/Rivera	25
3B:	Eric Bullock	7
HR:	German Rivera	10
RBI:	German Rivera	59
TB:	German Rivera	193
R:	German Rivera	67
SB:	Eric Bullock	40
BB:	Johnny Paredes	42

1993

AVG:	Tim Costo	.326
H:	Tim Costo	118
2B:	Tim Costo	30
3B:	Tommy Gregg	5
HR:	Willie Greene	22
RBI:	Willie Greene	58
TB:	Tim Costo	185
R:	Willie Greene	62
SB:	Greg Tubbs	15
BB:	Willie Greene	51

1996

AVG:	Keith Mitchell	.300
H:	Eduardo Perez	132
2B:	Steve Gibraltar/Eduardo Perez	29
3B:	Roberto Mejia	9
HR:	Eduardo Perez	21
RBI:	Eduardo Perez	84
TB:	Eduardo Perez	234
R:	Eduardo Perez	84
SB:	Curtis Goodwin	40
BB:	Keith Mitchell	64

1982

AVG:	Gary Redus	.333
H:	Dallas Williams	154
2B:	Gary Redus	29
3B:	Tom Foley/Redus	9
HR:	Nick Esasky	27
RBI:	Gary Redus	93
TB:	Gary Redus	265
R:	Gary Redus	112
SB:	Gary Redus	54
BB:	Neil Fiala	70

1985

AVG:	Wally Johnson	.309
H:	Wally Johnson	133
2B:	Fred Manrique	21
3B:	Andres Galarraga	8
HR:	Andres Galarraga	25
RBI:	Andres Galarraga	87
TB:	Andres Galarraga	224
R:	Andres Galarraga	75
SB:	Wally Johnson	34
BB:	Mike Fuentes	70

1988

AVG:	Johnny Paredes	.295
H:	Jack Daugherty	137
2B:	Billy Moore	34
3B:	Casey Candaele	6
HR:	Billy Moore	17
RBI:	Billy Moore	80
TB:	Billy Moore	222
R:	Billy Moore	88
SB:	Johnny Paredes	43
BB:	Billy Moore	65

1991

AVG:	Todd Haney	.312
H:	Todd Haney	159
2B:	John Vander Wal	36
3B:	Quinn Mack/Vander Wal	8
HR:	John Vander Wal	15
RBI:	John Vander Wal	71
TB:	John Vander Wal	237
R:	John Vander Wal	84
SB:	Alex Diaz	17
BB:	John Vander Wal	79

1994

AVG:	Barry Lyons	.309
H:	Casey Candaele	144
2B:	Doug Jennings	34
3B:	Steve Pegues	11
HR:	Willie Greene/Jennings	23
RBI:	Doug Jennings	92
TB:	Doug Jennings	240
R:	Greene/Jennings	77
SB:	Will Pennyfeather	14
BB:	Doug Jennings	72

1997

AVG:	Aaron Boone	.290
H:	Brian Hunter	142
2B:	Brian Hunter	36
3B:	Pat Watkins	7
HR:	Aaron Boone	22
RBI:	Brian Hunter	85
TB:	Brian Hunter	249
R:	Aaron Boone	79
SB:	Eric Owens	23
BB:	Keith Mitchell	72

ORGANIZATION

2022 INDIANS

INTERNATIONAL LEAGUE

2021 REVIEW

PIRATES

HISTORY

GENERAL

YEARLY BATTING LEADERS

1998

AVG:	Roberto Petagine	.331
H:	Damian Jackson	135
2B:	Damian Jackson	36
3B:	Damian Jackson	10
HR:	Roberto Petagine	24
RBI:	Roberto Petagine	109
TB:	Roberto Petagine	224
R:	Damian Jackson	102
SB:	Damian Jackson	25
BB:	Petagine/Jason Williams	70

2001

AVG:	Marco Scutaro	.295
H:	Marco Scutaro	146
2B:	Mark Sweeney	34
3B:	Alex Sanchez	5
HR:	Micah Franklin	23
RBI:	Mark Sweeney	69
TB:	Marco Scutaro	214
R:	Marco Scutaro	87
SB:	Alex Sanchez	27
BB:	Marco Scutaro	62

2004

AVG:	Jeff Liefer	.283
H:	Corey Hart	124
2B:	Corey Hart	29
3B:	Peter Bergeron/Hart	8
HR:	Jeff Liefer	20
RBI:	Jeff Liefer	83
TB:	Corey Hart	214
R:	Corey Hart	68
SB:	Trent Durrington/Hart	17
BB:	Jeff Liefer	47

2007

AVG:	Luis Ordez	.302
H:	Brian Bixler	130
2B:	Yurendell de Caster	25
3B:	Brian Bixler	10
HR:	Michael Ryan	16
RBI:	Jose Hernandez	56
TB:	Brian Bixler	188
R:	Brian Bixler	77
SB:	Brian Bixler	28
BB:	Yurendell de Caster	58

2010

AVG:	Kevin Melillo	.276
H:	Brandon Moss	133
2B:	Brandon Moss	32
3B:	Alex Presley	6
HR:	Brandon Moss	22
RBI:	Brandon Moss	96
TB:	Brandon Moss	235
R:	Brandon Moss	73
SB:	Jose Tabata	25
BB:	Brian Myrow	55

2013

AVG:	Alex Presley	.298
H:	Matt Hague	153
2B:	Matt Hague	37
3B:	Alex Presley	6
HR:	Andrew Lambo	18
RBI:	Matt Hague	69
TB:	Matt Hague	218
R:	Matt Hague	67
SB:	Felix Pie	38
BB:	Matt Hague	71

1999

AVG:	Jason Hardtke	.329
H:	D.T. Cromer	166
2B:	Cromer/Hardtke	37
3B:	Mike Frank	7
HR:	D.T. Cromer	30
RBI:	D.T. Cromer	107
TB:	D.T. Cromer	301
R:	D.T. Cromer	83
SB:	Chris Snopek	17
BB:	Mark Sweeney	59

2002

AVG:	Jim Rushford	.316
H:	Jim Rushford	128
2B:	Jim Rushford	33
3B:	Chris Jones	5
HR:	Izzy Alcantara	27
RBI:	Jim Rushford	68
TB:	Izzy Alcantara	216
R:	Izzy Alcantara	61
SB:	Bill Hall	17
BB:	Jon Zuber	68

2005

AVG:	Nate McLouth	.299
H:	Nate McLouth	118
2B:	Yurendell de Caster	31
3B:	Chris Duffy	7
HR:	Graham Koonce	23
RBI:	Graham Koonce	77
TB:	Graham Koonce	205
R:	Cesar Crespo	73
SB:	Nate McLouth	34
BB:	Graham Koonce	57

2008

AVG:	Andrew McCutchen	.283
H:	Andrew McCutchen	145
2B:	McCutchen/Steve Pearce	26
3B:	Neil Walker	7
HR:	Neil Walker	16
RBI:	Neil Walker	80
TB:	Neil Walker	209
R:	Andrew McCutchen	75
SB:	Nyjer Morgan	44
BB:	Andrew McCutchen	68

2011

AVG:	Matt Hague	.309
H:	Matt Hague	165
2B:	Matt Hague	37
3B:	Gorkys Hernandez	9
HR:	John Bowker	15
RBI:	John Bowker	76
TB:	Matt Hague	244
R:	Matt Hague	70
SB:	Alex Presley	22
BB:	Matt Hague	47

2014

AVG:	Matt Hague	.267
H:	Chris McGuiness	111
2B:	Chris McGuiness	31
3B:	Chase d'Arnaud	9
HR:	Matt Hague	14
RBI:	Matt Hague	66
TB:	Chris McGuiness	173
R:	Chris McGuiness	60
SB:	Chase d'Arnaud	30
BB:	Chris McGuiness	63

2000

AVG:	Jose Fernandez	.286
H:	Jose Fernandez	134
2B:	Jose Fernandez	37
3B:	Santiago Perez	7
HR:	Kurt Bierek	19
RBI:	Kurt Bierek	72
TB:	Jose Fernandez	212
R:	Santiago Perez	74
SB:	Santiago Perez	31
BB:	Brad Tyler	67

2003

AVG:	Jim Rushford	.311
H:	Pete Zoccolillo	124
2B:	Pete Zoccolillo	36
3B:	Steve Scarborough	7
HR:	Mark Smith	15
RBI:	Pete Zoccolillo	73
TB:	Pete Zoccolillo	198
R:	Jason Conti/Bill Hall/Zoccolillo	57
SB:	Ryan Knox	17
BB:	Pete Zoccolillo	51

2006

AVG:	Davis/Carlos Maldonado	.283
H:	Yurendell de Caster	115
2B:	Raul Gonzalez	23
3B:	Rich Thompson	6
HR:	Chris Richard	17
RBI:	Chris Richard	67
TB:	Yurendell de Caster	176
R:	Davis/Richard	53
SB:	Rajai Davis	45
BB:	Chris Richard	58

2009

AVG:	Brian Bixler	.275
H:	Brian Bixler	111
2B:	Neil Walker	31
3B:	Bixler/Andrew McCutchen	8
HR:	Neil Walker	14
RBI:	Neil Walker	69
TB:	Brian Bixler	177
R:	Brian Bixler	71
SB:	Jeff Salazar	16
BB:	Brian Myrow	43

2012

AVG:	Starling Marte	.286
H:	Jeff Clement	115
2B:	Jeff Clement	35
3B:	Starling Marte	13
HR:	Jeff Clement	16
RBI:	Starling Marte	62
TB:	Jeff Clement	202
R:	Boggs/Marte	64
SB:	Chase d'Arnaud	34
BB:	Brandon Boggs	62

2015

AVG:	Gorkys Hernandez	.288
H:	Alen Hanson	125
2B:	Brent Morel	21
3B:	Alen Hanson	12
HR:	Willy Garcia	10
RBI:	Elias Diaz/Morel/Tony Sanchez	47
TB:	Alen Hanson	184
R:	Alen Hanson	66
SB:	Alen Hanson	35
BB:	Keon Broxton	47

YEARLY BATTING LEADERS

2016

AVG:	Josh Bell	.295
H:	Josh Bell	124
2B:	Willy Garcia	30
3B:	Alen Hanson	7
HR:	Danny Ortiz	17
RBI:	Josh Bell	60
TB:	Josh Bell	197
R:	Max Moroff	61
SB:	Alen Hanson	36
BB:	Max Moroff	90

2019

AVG:	Jake Elmore	.322
H:	Will Craig	123
2B:	Jake Elmore	31
3B:	Jason Martin/Trayvon Robinson	5
HR:	Will Craig	23
RBI:	Will Craig	78
TB:	Will Craig	215
R:	Will Craig	69
SB:	Ke'Bryan Hayes	12
BB:	Will Craig	44

2017

AVG:	Christopher Bostick	.294
H:	Christopher Bostick	143
2B:	Christopher Bostick	33
3B:	Gift Ngoepe/Wood	5
HR:	Eric Wood	16
RBI:	Danny Ortiz	63
TB:	Christopher Bostick	203
R:	Christopher Bostick	75
SB:	Eury Perez	22
BB:	Bostick/Wood	45

2021

AVG:	Christian Bethancourt	.281
H:	Christian Bethancourt	93
2B:	Bligh Madris/Chris Sharpe	25
3B:	Jared Oliva	4
HR:	Hunter Owen	20
RBI:	Christian Bethancourt	60
TB:	Christian Bethancourt	155
R:	Hunter Owen	55
SB:	Jared Oliva	10
BB:	Chris Sharpe/Cole Tucker	41

2018

AVG:	Kevin Kramer	.311
H:	Kevin Kramer	148
2B:	Kevin Kramer	35
3B:	Pablo Reyes/Erich Weiss	4
HR:	Kevin Kramer	15
RBI:	Kramer/Jose Osuna	59
TB:	Kevin Kramer	234
R:	Kevin Newman	74
SB:	Kevin Newman	28
BB:	Max Moroff	43

* Batting leader, 2.7 PA per league game
 * RBI not recorded prior to 1920 (exception in NL 1887-89)
 * BB not recorded prior to 1914 (exception in NL 1887-89)
 * Bold indicates league leader
 *** Nanny Fernandez led Indy with 114 RBI in 1949; also had 14 RBI with St. Paul to lead the American Association with 128 RBI



Catcher/first baseman Christian Bethancourt led the Indians in batting average, hits, RBI and total bases in 2021 en route to Team MVP honors. He also delivered five walk-off hits over the course of the season, the most by an Indy player in a single campaign during the Victory Field era.

ORGANIZATION

2022 INDIANS

INTERNATIONAL
LEAGUE

2021 REVIEW

PIRATES

HISTORY

GENERAL

YEARLY PITCHING LEADERS						
Year	Leader	ERA	Leader	Wins	Leader	Strikeouts
1887	Henry Boyle	3.65	Henry Boyle	13	Henry Boyle	85
1888	William Burdick	2.81	Henry Boyle	15	John Healy	124
1889	Henry Boyle	3.92	Henry Boyle	21	Charles Getzien	139
1892	Michael “Kid” Madden	2.59	Jim Sullivan	6	Jim Sullivan	77
1894	William Phillips	3.76	William Phillips	26	William Phillips	152
1895	Chauncey Fisher	2.80	Chauncey Fisher	37	Chauncey Fisher	133
1896	William Dammann	2.25	William Dammann	20	William Dammann	157
1897	Joshua Goar	1.39	Francis Foreman	30	Joshua Goar	133
1898	N/A		William Phillips	29	William Phillips	112
1899	N/A		Edward Scott	22	Edward Scott	88
1900	N/A		Winford Kellum	20	Winford Kellum	87
1901	N/A		Archibald “Archie” Stimmell	14	Archibald Stimmell	111
Current Franchise (1902-present)						
1902	N/A		Winford Kellum	25	Winford Kellum	115
1903	N/A		Winford Kellum	25	Eugene Ford	148
1904	N/A		John Fisher	16	Harry Allemang	104
					Otto Newlin	104
1905	N/A		Clyde Goodwin	23	Clyde Goodwin	172
1906	N/A		Winford Kellum	16	Winford Kellum	102
1907	N/A		Herbert Briggs	16	Ed Summers	130
1908	N/A		Rube Marquard	28	Rube Marquard	250
1909	N/A		Larry Cheney	19	Ralph Glaze	152
1910	N/A		Omar Hardgrove	16	Omar Hardgrove	103
1911	N/A		Fred Link	21	Fred Link	145
1912	N/A		Loren Hixon	15	Loren Hixon	129
1913	N/A		Otto Merz	15	W.H. Harrington	110
1914	Joe Willis	2.57	Otto Merz	20	Joe Willis	142
1915	Wilbur Schardt	2.77	Wilbur Schardt	21	Joe Willis	98
1916	Paul Carter***	1.65	Rex Dawson	20	Fred Falkenberg	178
1917	Fred Falkenberg	1.99	Dana Fillingim	20	Dana Fillingim	128
			Jake Northrop	20		
1918	Jake Northrop	1.96	Jake Northrop	13	Fred Falkenberg	77
1919	Tillar Cavet	2.26	Tillar Cavet	28	Tillar Cavet	127
1920	John Jones	2.52	John Jones	20	John Jones	126
1921	Tillar Cavet	3.29	Tillar Cavet	23	Jesse Petty	112
1922	Tillar Cavet	3.17	Harry Weaver	20	Harry Weaver	104
1923	William Burwell	3.58	Jesse Petty	19	Jesse Petty	115
1924	Jesse Petty	2.83	Jesse Petty	29	Jesse Petty	149
1925	William Burwell	2.73	William Burwell	24	Carmen Hill	100
1926	John Wisner	3.16	William Burwell	21	Carmen Hill	106
			Carmen Hill	21	Frank Henry	106
1927	John Wisner	3.48	Gorham Leverett	15	Gorham Leverett	118
1928	Steve Swetonic	3.00	Steve Swetonic	20	Ferdinand Schupp	128
1929	Claude Jonnard	2.92	William Burwell	15	Ferdinand Schupp	123
1930	William Burwell	4.02	William Burwell	17	Claude Jonnard	122
1931	Berly Horne	4.50	William Burwell	17	Orel Hildebrand	99
1932	N/A		Joe Heving	15	Archie Campbell	146
1933	William Burwell	3.26	James Turner	17	Stewart Bolen	135
1934	Robert Logan	3.66	Robert Logan	20	Stewart Bolen	177
1935	Robert Logan	3.58	Vance Page	17	Phillip Gallivan	122
1936	Robert Logan	3.82	James Turner	18	Stewart Bolen	114
1937	Clarence Phillips	4.10	Robert Logan	12	Lloyd Johnson	84
1938	Vance Page	2.53	Vance Page	15	John Niggeling	113
1939	John Niggeling	3.13	Charles Barrett	16	Donald French	124
1940	John VanderMeer	2.40	Robert Logan	18	Robert Logan	104
1941	Benjamin Wade	2.83	Raymond Starr	20	Raymond Starr	145
1942	Robert Logan	2.72	Raymond Poat	15	Woodrow Rich	114
1943	James Trexler	2.14	James Trexler	19	John Hutchings	105

134

2022 INDIANAPOLIS INDIANS MEDIA GUIDE

YEARLY PITCHING LEADERS

Year	Leader	ERA	Leader	Wins	Leader	Strikeouts
1944	Robert Logan	3.08	Robert Logan	12	Woodrow Rich	103
1945	James Wallace	1.83	James Wallace	17	James Wallace	124
1946	Paul Derringer	2.65	Rex Cecil	11	Rex Cecil	114
			John Hutchings	11		
1947	Glenn Fletcher	3.68	Robert Malloy	14	Jack Hallett	136
1948	Chester Johnson	4.06	Robert Malloy	21	Chester Johnson	148
1949	Melvin Queen	2.57	Melvin Queen	22	Melvin Queen	178
1950	William Pierro	2.60	Royce Lint	12	Royce Lint	100
1951	Royce Lint	3.91	Forrest Lane	12	Inman Chambers	111
					John McCall	111
1952	George Zuverink	3.75	George Zuverink	12	Ray Narleski	132
1953	Richard Tomanek	3.11	Ed Blake	14	Richard Tomanek	158
1954	Herb Score	2.62	Herb Score	22	Herb Score***	330
1955	Hank Aguirre	3.24	Hank Aguirre	11	Richard Tomanek	125
1956	Buddy Lee Daley	2.31	Stan Pitula	15	John Gray	114
	John Gray	2.72				
1957	James McDonald	2.98	A. Barry Latman	13	A. Barry Latman	151
1958	Carl Thomas	2.82	Cloyd Boyer	13	Carl Thomas	121
1959	Kenneth McBride	2.79	Edward Hobaugh	13	Edward Hobaugh	118
			Gary Peters	13		
1960	Robert Botz	3.30	Cloyd Boyer	12	Arnold Earley	89
1961	Claude Osteen	3.53	Don Rudolph	18	Claude Osteen	132
1962	Glen Rosenbaum	2.56	Franklin Kruetzer	15	Al Worthington	149
			Al Worthington	15		
1963	Warren Hacker	2.54	Fritz Ackley	18	Franklin Kreutzer	157
	Fritz Ackley	2.76				
1964	Bruce Howard	2.20	Robert Locker	16	Robert Locker	178
1965	Manly Johnston	2.42	Dave DeBusschere	15	Dave DeBusschere	176
1966	Ron Willis	2.34	Manly Johnston	18	Ron Willis	115
	William Fischer	2.35				
1967	William Fischer	2.36	William Fischer	12	Steve Jones	101
1968	John Tsitouris	2.92	Don Secrist	11	Jose Pena	178
			Jose Pena	11		
1969	John Morris	3.23	William Short	12	William Short	145
1970	Ross Grimsley	2.73	Vern Geishert	12	Ross Grimsley	162
			Milt Wilcox	12		
1971	Milt Wilcox	2.21	Pedro Borbon	12	Pat Osburn	125
1972	Steve Blateric	1.58	Mel Behney	9	Steve Blateric	111
1973	Danny Osborn	2.56	Tom Carroll	15	Tom Carroll	137
1974	Patrick Darcy	3.41	Santo Alcala	12	Santo Alcala	113
			Patrick Darcy	12		
1975	Joe Henderson	2.41	Santo Alcala	13	Santo Alcala	118
	Pat Zachry	2.43				
1976	Joe Henderson	2.31	Manny Sarmiento	11	Larry Payne	128
1977	Thomas Hume	2.55	Mario Soto	11	Mario Soto	109
			Michael LaCoss	11		
1978	Michael LaCoss	3.46	Dan Dumoulin	12	Mario Soto	121
			David Moore	12		
1979	Bruce Berenyi	2.82	Jay Howell	10	Bruce Berenyi	136
1980	Scott Brown	3.44	Bill Kelly	11	Bruce Berenyi	121
1981	Charlie Liebrandt	2.93	Kip Young	10	Bill Dawley	109
1982	Bill Dawley	3.82	Bill Dawley	11	Bill Dawley	106
1983	Jeff Russell	3.55	Greg Harris	9	Greg Harris	146
1984	Chris Welsh	3.01	Chris Welsh	13	Joe Hesketh	135
1985	Steve Baker	3.91	Rich Stoll	9	Greg Bargar	119
			Steve Baker	9		
1986	Rodger Cole	3.29	Rodger Cole	12	Bob Owchinko	104
1987	Pascual Perez	3.79	Tim Barrett	10	Sergio Valdez	128
			Sergio Valdez	10		

ORGANIZATION

2022 INDIANS

INTERNATIONAL
LEAGUE

2021 REVIEW

PIRATES

HISTORY

GENERAL

	YEARLY PITCHING LEADERS						
	Year	Leader	ERA	Leader	Wins	Leader	Strikeouts
ORGANIZATION	1988	Jeff Fischer	2.69	Jeff Fischer	13	Bob Sebra	126
	1989	Rich Thompson	2.06	Mark Gardner	12	Mark Gardner	175
				Urbano Lugo	12		
	1990	Steve Fireovid	2.63	Scott Anderson	12	Scott Anderson	116
	1991	Eddie Dixon	2.91	Kent Bottenfield	8	Kent Bottenfield	108
2022 INDIANS	1992	Doug Simons	3.08	Kent Bottenfield	12	Kent Bottenfield	111
	1993	Matt Grott	3.59	Mike Anderson	10	Ross Powell	133
				Ross Powell	10		
	1994	Matt Grott	2.55	Matt Grott	10	Kevin Jarvis	90
				Kevin Jarvis	10		
INTERNATIONAL LEAGUE	1995	Rick Reed	3.33	Roger Salkeld	12	Rick Reed	92
	1996	Scott Sullivan	2.73	Travis Buckley	11	Mike Remlinger	97
	1997	Gabe White	2.82	Giovanni Carrara	12	Scott Kligenbeck	119
				Scott Kligenbeck	12		
	1998	Mike Walker	3.17	Rodney Bolton	12	Rodney Bolton	117
2021 REVIEW	1999	Giovanni Carrara	3.47	Denny Harriger	14	Giovanni Carrara	114
	2000	Everett Stull	2.95	Horacio Estrada	14	Rafael Roque	111
	2001	Carlos Chantres	4.41	Tim Harikkala	11	Tim Harikkala	96
	2002	Andrew Lorraine	3.05	Everett Stull	11	Everett Stull	119
	2003	Pasqual Coco	4.80	Pasqual Coco	10	Pasqual Coco	100
PIRATES	2004	Ben Hendrickson	2.02	Ben Hendrickson	11	Pedro Liriano	97
	2005	Zach Duke	2.92	Zach Duke	12	Ian Snell	104
	2006	Marty McLeary	2.68	Sean Burnett	8	Marty McLeary	115
				Brandon Duckworth	8		
	2007	John Van Benschoten	2.56	Bryan Bullington	11	Marty McLeary	95
HISTORY	2008	Jason Davis	4.41	John Van Benschoten	7	Jimmy Barthmaier	71
	2009	Daniel McCutchen	3.47	Daniel McCutchen	13	Daniel McCutchen	110
	2010	Jeremy Powell	4.62	Jeremy Powell	11	Michael Crotta	89
	2011	Justin Wilson	4.13	Justin Wilson	10	Sean Gallagher	98
	2012	Jeff Locke	2.48	Rick van den Hurk	13	Justin Wilson	138
GENERAL	2013	Kris Johnson	2.39	Kris Johnson	10	Andy Oliver	138
	2014	Casey Sadler	3.03	Casey Sadler	11	Adam Wilk	106
	2015	Wilfredo Boscan	3.07	Chris Volstad	11	Chris Volstad	97
	2016	Tyler Glasnow	1.87	Frank Duncan	9	Tyler Glasnow	133
	2017	Steven Brault	1.94	Steven Brault	10	Tyler Glasnow	140
				Clay Holmes	10		
	2018	J.T. Brubaker	3.10	Tyler Eppler	13	Tyler Eppler	118
	2019	Mitch Keller	3.56	Keller/James Marvel/Alex McRae	7	Mitch Keller	123
	2021	James Marvel	5.26	James Marvel/Beau Sulser	7	Beau Sulser	102
*Team ERA leader must have at least 100.0 IP							
*ERA was not compiled prior to 1914 (exception in NL, 1887-89)							
* Bold indicates league leader (0.8 IP/league game)							
***Current single-season pitching record in American Association history							

YEARLY PITCHING LEADERS

Year	Leader	Saves	Year	Leader	Saves
1969	Ronald Welsch	12	1994	Richard DeLucia	19
1970	Dooley Womack	14	1995	Scott Service	18
1971	Pedro Borbon	9	1996	Scott Service	15
	Jim Cosman	9		Jerry Spradlin	15
1972	Steve Blateric	13	1997	Scott Service***	15
1973	Rawly Eastwick	8	1998	Todd Williams	26
	Danny "Ozzie" Osborn	8	1999	Todd Williams	24
1974	Rawly Eastwick	6	2000	Bob Scanlan	35
1975	Joe Henderson	8	2001	Brandon Kolb	14
1976	Joe Henderson	10	2002	Brian Mallette	25
1977	Joe Henderson	9	2003	Roberto Giron	15
1978	Douglas Corbett	12	2004	Jason Childers	15
1979	Douglas Corbett	8	2005	Mark Corey	28
1980	Geoff Combe	23	2006	Jonah Bayliss	23
1981	Scott Brown	13	2007	Franquelis Osoria	11
1982	Brad Lesley	14	2008	Jesse Chavez	14
1983	Rich Carlucci	11	2009	Chris Bootcheck	20
1984	Richard Grapenthin	18	2010	Jean Machi	23
1985	Richard Grapenthin	11	2011	Tim Wood	23
1986	Randy St. Claire	15	2012	Tim Wood	21
1987	Jeff Parrett	9	2013	Vic Black	17
	Mike Smith	9	2014	Andy Oliver	13
1988	Richard Sauveur	10	2015	Blake Wood	29
1989	Jay Baller	34	2016	Jorge Rondon	12
1990	Robert W. Malloy	6	2017	Dovydas Neverauskas	13
1991	Douglas Piatt	13	2018	Johnny Hellweg	11
1992	Dave Wainhouse	21	2019	Montana DuRapau	10
1993	Scott Ruskin	28	2021	Tyler Bashlor	6

*Saves were not compiled prior to 1969

***Bold indicates league leader**

***Scott Service led Indy with 15 saves in 1997; also had nine saves with Omaha to lead the American Association with 24 saves



Tyler Bashlor converted a team-high six saves in eight opportunities during the 2021 season, marking the second time in his career where he led his club in saves. He notched 10 saves with High-A St. Lucie as a Mets farmhand in 2017.

ORGANIZATION

2022 INDIANS

INTERNATIONAL
LEAGUE

2021 REVIEW

PIRATES

HISTORY

GENERAL

ORGANIZATION	FRANCHISE RECORDS					
	Career Batting Leaders					
	Batting Average		Games		At-Bats	
2022 INDIANS	<i>(Min. 200 AB)</i>					
	Jim Dyck	.378	Edward Sicking	1,213	Edward Sicking	4,691
	Benny Kauff*	.370	Walter Rehg	1,112	Walter Rehg	4,210
	M. L. "Biddy" Dolan*	.368	Alex Reilley	1,003	Alex Reilley	3,649
	Champ Summers	.368	Ted Beard	977	Otto Williams	3,434
INTERNATIONAL LEAGUE	Vernon Washington	.367	John L. Riddle	971	John L. Riddle	3,206
	Runs		Hits		Doubles	
	Edward Sicking	788	Edward Sicking	1,414	Edward Sicking	210
	Ted Beard	683	Walter Rehg	1,282	Walter Rehg	205
	Walter Rehg	682	Alex Reilley	1,012	John L. Riddle	193
2021 REVIEW	Alex Reilley	517	John L. Riddle	986	Ted Beard	139
	Wid Matthews	473	Ted Beard	880	Razor Shines	138
	Triples		Home Runs		RBI	
	Walter Rehg	86	David Revering	92	Walter Rehg	547
	Ted Beard	76	Jim Hicks	71	Edward Sicking	496
PIRATES	Henry Schreiber	62	Rocky Colavito	68	John L. Riddle	483
	Clarence Covington	52	Razor Shines	68	Razor Shines	404
	Edward Sicking	50	Arturo DeFreites	66	Henry Schreiber	400
	Walks		Strikeouts		Stolen Bases	
	Ted Beard	707	Ted Beard	521	Alex Reilley	282
HISTORY	Edward Sicking	471	Jim Hicks	401	Otto Williams	164
	Wayne Blackburn	418	Brian Bixler	377	Herman Bronkie	152
	Clarence Covington	343	Edison Ambrister	362	Edward Sicking	138
	Walter Rehg	299	Arturo DeFreites	351	Walter Rehg	133
GENERAL	Career Pitching Leaders					
	Wins		Losses		Games	
	William Burwell	175	William Burwell	143	Robert Logan	421
	Robert Logan	157	Robert Logan	126	William Burwell	395
	Carmen Hill	95	Clinton Rogge	84	Tillar Cavet	252
PIRATES	Tillar Cavet	90	Otto Merz	79	Warren Hacker	245
	Jesse Petty	88	Carmen Hill	78	Dave Tomlin	229
	Saves**		Innings Pitched		Strikeouts	
	Scott Service	65	William Burwell	2,746.0	Robert Logan	1,019
	Todd Williams	52	Robert Logan	2,474.0	William Burwell	635
HISTORY	Randy St. Claire	49	Tillar Cavet	1,497.0	Stewart Bolen	587
	Tim Wood	44	Clinton Rogge	1,411.0	Jesse Petty	565
	Rich Sauveur	39	Jesse Petty	1,347.0	Herb Score	530
GENERAL	*Benny Kauff and M. L. Dolan produced their .370 and .368 career averages in the Federal League					
	**Saves were not recorded prior to 1969					

FRANCHISE RECORDS

Single-Season Batting Leaders

Batting Average *(2.7 PA/league game)*

A. E. "Reb" Russell	.385 (1927)
John Cooney	.371 (1935)
Francis Sigafoos	.370 (1933)
Champ Summers	.368 (1978)
Vernon Washington	.367 (1934)

Hits

Ralph Shinnars	236 (1921)
Francis Sigafoos	235 (1933)
John Cooney	224 (1935)
Len Koenecke	224 (1931)
Edward Brown	224 (1923)

Home Runs

Rocky Colavito	38 (1954)
Champ Summers	34 (1978)
Wally Post	33 (1953)
Arturo DeFreites	32 (1978)
Cliff Cook	32 (1961)

Strikeouts

Will Craig	146 (2019)
Mike Fuentes	133 (1984)
John Hale	133 (1980)
Willy Garcia	131 (2016)
Brian Bixler	131 (2007)

At-Bats

Robert Fausett	688 (1936)
John Leary	686 (1916)
Ralph Shinnars	683 (1921)
Walter Rehg	657 (1923)
Edward Sicking	653 (1924)

Doubles

Francis Sigafoos	53 (1933)
Ralph Shinnars	50 (1921)
Ernest Krueger	45 (1924)
Vincent Shupe	44 (1946)
Edward Brown	44 (1922)

RBI

Leslie Fleming	143 (1948)
Edward Brown	133 (1922)
Len Koenecke	131 (1931)
Ernest Krueger	128 (1924)
Francis Sigafoos	126 (1933)

Stolen Bases

Doug Baird	72 (1921)
Joe Kelly	61 (1915)
Edwin Stroud	57 (1966)
Gary Redus	54 (1982)
Ralph Shinnars/William Fox	52 (1921/1903)

Runs

Len Koenecke	141 (1931)
Ralph Shinnars	138 (1921)
Ted Beard	131 (1948)
Lloyd Christenbury	131 (1923)
George Hogriever	124 (1902)

Triples

Ralph Shinnars	26 (1921)
Henry Schreiber	21 (1921)
Len Koenecke	19 (1931)
Edward Brown	19 (1923)
Tom McCreery	19 (1904)

Walks

Ted Beard	132 (1949)
Ted Beard	128 (1948)
Minor Heath	127 (1935)
Rudolph Meoli	113 (1977)
Leslie Fleming	103 (1948)

Hitting Streak (games)

Francis Sigafoos	38 (1933)
Ed Stevens	33 (1951)
Rajai Davis	21 (2007)
Eduardo Perez	21 (1996)
Todd Haney	20 (1991)

Single-Season Pitching Leaders

Wins

Jesse Petty	29 (1924)
Tillar Cavet	28 (1919)
Rube Marquard	28 (1908)
Winford Kellum	25 (1903)
Winford Kellum	25 (1902)

Saves**

Bob Scanlan	35 (2000)
Jay Baller*	34 (1989)
Blake Wood	29 (2015)
Mark Corey	28 (2005)
Scott Ruskin	28 (1993)

Losses

Otto Merz	25 (1912)
Harry Allemang	23 (1904)
John Fisher	22 (1906)
William Burwell	21 (1923)
Carmen Hill	21 (1923)

Walks

Harry Weaver	173 (1922)
Dan Tipple	140 (1915)
Herb Score	140 (1954)
W. H. Harrington	137 (1913)
Rube Marquard	135 (1908)

Games

Mike Walker	78 (1998)
Douglas Corbett	69 (1979)
George Spencer	68 (1957)
Francis Barrett	65 (1947)
Warren Hacker	65 (1964)

Strikeouts

Herb Score*	330 (1954)
Rube Marquard	250 (1908)
Jose Pena	178 (1968)
Robert Locker	178 (1964)
Melvin Queen/Fred Falkenberg	178 (1949/1916)

*Herb Score's 330 strikeouts in 1954 and Jay Baller's 34 saves in 1989 are American Association records

**Saves were not recorded prior to 1969

FRANCHISE RECORDS

Career Individual Batting Records

Individual Batting	No.	Player
Average (<i>Min. 200 AB</i>).....	378	Jim Dyck
Games	1,213	Edward Sicking
At-Bats	4,691	Edward Sicking
Runs	788	Edward Sicking
Hits.....	1,414	Edward Sicking
Doubles	210	Edward Sicking
Triples.....	86	Walter Rehg
Home Runs	92	David Revering
RBI	547	Walter Rehg
Walks.....	707	Ted Beard
Strikeouts	521	Ted Beard
Stolen Bases.....	282	Alex Reilly
Hitting Streak (<i>games</i>)	38	Francis Sigafos

Single-Season Individual Batting Records

Individual Batting	No.	Player	Year
Average (<i>2.7 PA/league game</i>)	385	A.E. Russell	1927
Games	170	John Leary	1916
At-Bats	688	Robert Fausett	1936
Runs	141	Len Koenecke	1931
Hits.....	236	Ralph Shinnars	1921
Doubles	53	Francis Sigafos	1933
Triples.....	26	Ralph Shinnars	1921
Home Runs	38	Rocky Colavito	1954
RBI	143	Leslie Fleming	1948
Walks.....	132	Ted Beard	1949
Strikeouts	146	Will Craig	2019
Stolen Bases.....	72	Doug Baird	1921
Hitting Streak (<i>games</i>)	38	Francis Sigafos	1933

Career Individual Pitching Records

Individual Pitching	No.	Player
Wins	175	William Burwell
Losses	143	William Burwell
Games	421	Robert Logan
Games Started.....	234	Robert Logan
Shutouts	2	Several Players
Saves.....	65	Scott Service
Innings Pitched	2,746.0	William Burwell
Hits Allowed	3,080	William Burwell
Runs Allowed	1,414	William Burwell
Home Runs Allowed	61	Cloyd Boyer
Walks Allowed.....	631	Robert Logan
Strikeouts	1,019	Robert Logan

Single-Season Individual Pitching Records

Individual Pitching	No.	Player	Year
Wins	29	Jesse Petty	1924
Losses	25	Otto Merz	1912
Games	78	Mike Walker	1998
Games Started.....	35	Ray Starr	1941
Shutouts	2	Four Players	N/A
Saves.....	35	Bob Scanlan	2000
Innings Pitched	367.0	Rube Marquard	1908
Hits Allowed	411	William Burwell	1923
Runs Allowed	181	Carmen Hill	1923
Home Runs Allowed	27	Mario Soto	1978
Walks Allowed.....	173	Harry Weaver	1922
Strikeouts	330	Herb Score	1954

FRANCHISE RECORDS

Single-Season Team Batting Records

Team Batting	High	Year	Low	Year
Average*	290	1987	235	2021
At-Bats*	5,450	1959	4,209	2021
Runs	1,284	1931	291	1918
Run Differential*	+197	1948	-118	1980
Hits	2,230	1931	612	1918
Doubles	378	1931	78	1918
Triples	133	1922	14	2021
Home Runs	193	1995	7	1918
RBI	1,049	1931	460	1972
Walks*	738	1949	336	1968
Strikeouts*	1,198	2019	446	1943
Stolen Bases	240	1916, 1915	30	1957
Caught Stealing**	83	1985	26	2021
On-Base Percentage*	376	1949	299	1968
Slugging Percentage*	464	1995	334	1941
Total Bases*	2,267	1995	1,507	1976
Hit by Pitch*	98	2007	15	1947
Sacrifice Bunts*	131	1942	17	2021

*Categories only available from 1941-present

**Category only available from 1963-present

Single-Season Team Pitching Records

Team Pitching	High	Year	Low	Year
ERA	5.47	1930	2.34	1916
Complete Games	131	1904	0	2021, 2008
Shutouts	20	1975	3	1981
Saves	52	1984	19	1975
Innings Pitched	1,730.0	1927	738.0	1918
Hits Allowed	2,032	1931	656	1918
Runs Allowed	1,087	1927	275	1918
Earned Runs Allowed	852	1927	201	1918
Home Runs Allowed	158	2019	57	1989
Hit Batters	80	2010	14	1983, 1967, 1966
Walks Allowed	670	1949	210	1918
Strikeouts	1,244	2019	242	1918
Wild Pitches	90	1998	9	1917

2019 INDIANS - 1,244 SO

PITCHER	SO	PITCHER	SO
Agrazal, Dario	55	Lyons, Tyler	55
Brault, Steven	2	Markel, Parker	13
Brentz, Jake	41	Marvel, James	53
Brubaker, JT	20	Maurer, Brandon	7
Cederlind, Blake	5	McRae, Alex	101
Davis, Rookie	40	Neverauskas, Dovydas	73
DuRapau, Montana	57	Ponce, Cody	20
Eckelman, Matt	2	Ramirez, Yefry	58
Escobar, Elvis	2	Rios, Yacksel	12
Escobar, Luis	57	Rodriguez, Richard	3
Feliz, Michael	22	Shuck, JB	23
Franklin, Nick	1	Stratton, Chris	4
Hartlieb, Geoff	50	Sweeney, Darnell	2
Holmes, Clay	13	Vasquez, Pedro	10
Kela, Keone	7	Vera, Eduardo	83
Keller, Mitch	123	Vieaux, Cam	61
Keselica, Sean	49	Waddell, Brandon	69
Liranzo, Jesus	30	Weiman, Blake	10
Lyles, Jordan	7	Williams, Trevor	5

Led by the International League's Most Valuable Pitcher Mitch Keller, the Indianapolis Indians pitching staff established a franchise record with 1,244 strikeouts during the regular season.



Mitch Keller accounted for 123 of Indy's franchise record 1,244 strikeouts in 2019.

ORGANIZATION

2022 INDIANS

INTERNATIONAL
LEAGUE

2021 REVIEW

PIRATES

HISTORY

GENERAL

VICTORY FIELD ERA RECORDS

Low-Hit Games in Victory Field Era

No Hitters:

8/9/12 vs. CLT	Justin Wilson - 8.0ip, 0h, 0r, 0er, 1bb, 5k	Win, 3-0
4/29/12 at DUR	Justin Wilson / Jose Diaz / Doug Slaten	Win, 2-0
5/15/05 vs. NOR	Ian Snell - 9.0ip, 0h, 0r, 0er, 1bb, 9k	Win, 4-0
5/25/97 (2) at LOU	Pedro Martinez / Felix Rodriguez / Scott Service	Win, 1-0

One-Hitters:

7/24/19 at SYR	James Marvel / Montana DuRapau / Dovydas Neverauskas	Win, 1-0
7/18/19 vs. SYR	James Marvel / Keone Kela / Jake Brentz / Geoff Hartlieb	Win, 9-1
*7/29/18 (2) at BUF	Damien Magnifico / Jesus Liranzo	Win, 2-0
4/23/16 at LOU	Jameson Taillon / Jorge Rondon / Trey Haley	Win, 1-0
4/11/15 vs. COL	Chris Volstad / A.J. Morris/Bobby LaFromboise / Blake Wood	Win, 2-0
4/13/13 (2) at COL	Brooks Brown / Ryan Reid / Vic Black	Win, 5-0
4/22/08 vs. LOU	John Van Benschoten / Mike Thompson / Romulo Sanchez / Jonah Bayliss	Win, 7-0
7/14/00 (2) at TOL	Ben Sheets - 7.0ip, 1h, 1r, 0er, 0bb, 8k	Win, 2-1
8/23/97 vs. LOU	Steve Parris - 9.0ip, 1h, 0r, 0er, 3bb, 11k	Win, 2-0
7/25/97 at LOU	Giovanni Carrara/Richie Lewis	Win, 6-0
7/24/96 (1) at NO	Travis Buckley - 6.0ip, 1h, 1r, 1er, 2bb, 1k	Loss, 1-0

*The Indians played as the away team in Game 2 of a doubleheader at Victory Field

No-Hitters Prior to Victory Field Era

8/6/88 at Nashville	Randy Johnson / Pat Pacillo - 8.0ip	Loss, 1-0
8/27/85 (1) vs. Buffalo	Rich Stoll - 7.0ip, 0h, 0r, 0er, 1bb, 4k	Win, 3-0
8/29/79 at Evansville	Paul Moskau / Davis May / Sheldon Burnside / Angel Torres	Win, 5-0
5/24/74 at Omaha	Tom Carroll - 9.0ip, 0h, 0r, 0er, 2bb, 5k	Win, 2-0
7/4/70 (1) vs. Evansville	Milt Wilcox - 7.0ip, 0h, 0r, 0er, 3bb, 3k	Win, 2-0
7/24/59 vs. Minneapolis	Gary Peters - 9.0ip, 0h, 0r, 0er, 5bb, 4k	Win, 5-0
5/17/45 at Kansas City	Edward Wright - 9.0ip, 0h, 0r, 0er, 3bb, 7k	Win, 2-0
9/2/1916 vs. Columbus	Victor Aldridge	Win, 3-0
6/25/1915 vs. Cleveland	Dan Tipple	Win, 6-0
9/3/1908 at Columbus	Rube Marquard	Win, 7-0

10+ Strikeouts In A Game (By Most K)

Date	Pitcher	K/IP	Date	Pitcher	K/IP
6/28/09 vs. TOL	Ian Snell	17k, 7.0ip	5/4/21 at IOW	Chase De Jong	10k, 6.0ip
4/28/98 vs. CLT	Steve Parris	16k, 7.0ip	4/27/19 at CLT	Mitch Keller	10k, 5.0ip
6/7/19 at TOL	Mitch Keller	13k, 5.0ip	7/5/18 vs. LOU	Mitch Keller	10k, 6.0ip
7/1/06 at TOL	Oliver Perez	13k, 7.0ip	4/7/18 vs. COL	Tyler Eppler	10k, 5.2ip
8/2/19 vs. COL	Mitch Keller	12k, 6.0ip	4/6/18 vs. COL	Nick Kingham	10k, 5.0ip
7/30/17 vs. PAW	Tyler Glasnow	12k, 6.1ip	8/17/17 at BUF	Tyler Glasnow	10k, 6.2ip
6/26/17 vs. DUR	Tyler Glasnow	12k, 7.0ip	6/19/17 vs. TOL	Drew Hutchison	10k, 7.0ip
6/27/09 vs. TOL	Tom Gorzelanny	12k, 5.0ip	9/1/16 (2) vs. LOU	Trevor Williams	10k, 6.1ip
6/17/07 at DUR	John Wasdin	12k, 7.2ip	5/28/14 vs. BUF	Vance Worley	10k, 8.0ip
5/31/98 vs. RIC	Steve Parris	12k, 8.0ip	4/19/13 at LOU	Andy Oliver	10k, 6.0ip
5/8/97 vs. OMA	Brett Tomko	12k, 6.1ip	8/29/11 at TOL	Nelson Figueroa	10k, 9.0ip
8/11/17 vs. SYR	Tyler Glasnow	11k, 7.0ip	5/17/10 at TOL	Brad Lincoln	10k, 7.0ip
7/20/17 at GWN	Tyler Glasnow	11k, 6.0ip	8/10/08 at ROC	Tom Gorzelanny	10k, 5.2ip
7/1/17 vs. LOU	Tyler Glasnow	11k, 5.2ip	6/16/07 at DUR	Shane Youman	10k, 7.1ip
6/20/17 vs. TOL	Tyler Glasnow	11k, 5.0ip	6/14/06 at ROC	Tom Gorzelanny	10k, 7.0ip
5/14/16 at SWB	Jameson Taillon	11k, 6.0ip	8/14/04 at LOU	Travis Phelps	10k, 7.0ip
5/07/16 vs. LOU	Tyler Glasnow	11k, 7.0ip	8/7/04 vs. CLT	Jorge De La Rosa	10k, 6.0ip
4/27/16 at NOR	Steven Brault	11k, 6.0ip	7/17/04 vs. PAW	Adrian Hernandez	10k, 7.0ip
4/26/16 at DUR	Tyler Glasnow	11k, 6.0ip	7/8/04 vs. OTT	Adrian Hernandez	10k, 5.2ip
5/27/12 at LOU	Jeff Locke	11k, 6.1ip	8/3/03 vs. DUR	Luis Martinez	10k, 8.0ip
7/9/06 vs. TOL	Marty McLeary	11k, 6.1ip	6/17/02 (1) at OTT	Jimmy Osting	10k, 7.0ip
5/3/05 at TOL	Zach Duke	11k, 6.2ip	7/10/97 vs. NO	Giovanni Carrara	10k, 7.0ip
8/23/97 vs. LOU	Steve Parris	11k, 9.0ip	5/6/97 at IOW	Roger Salkeld	10k, 6.0ip
6/11/97 vs. OKC	Scott Klinglebeck	11k, 8.0ip			

Career Leaders

- 9 - Tyler Glasnow
- 4 - Mitch Keller
- 3 - Tom Gorzelanny
- 3 - Steve Parris
- 2 - Adrian Hernandez

VICTORY FIELD ERA RECORDS

Single-Game Individual Batting Records

Individual Batting	Record	Home/Road
Most At-Bats	9	7 - Willy Garcia, Alen Hanson, Gustavo Nunez, 8/1/15 vs. CLT Chase d'Arnaud, Felix Pie, 6/9/13 vs. NOR Starling Marte, Anderson Hernandez, Alex Presley, Matt Hague, 5/24/12 vs. LOU Pedro Ciriaco, 8/30/11 vs. TOL Brian Bixler, Jose Tabata, Larry Broadway, 9/4/09 vs. LOU Raul Gonzalez, Ray Sadler, 4/19/06 vs. OTT Nate McLouth, 8/6/05 (2) vs. TOL Elvis Pena, Marco Scutaro, Mike Coolbaugh, 4/21/01 vs. RIC 9 - Alex Presley, 7/10/13 at COL
Most Runs	5	4 - Diego Castillo, 9/19/21 vs. STP Steve Pearce, 5/29/09 vs. PAW Brian Bixler, 4/14/09 vs. COL Ty Wigginton, 8/15/05 vs. DUR Jeff Liefer, 5/17/04 vs. COL Mark Sweeney, 6/21/99 vs. ROC Tijm Belk, 6/23/97 vs. IOW 5 - Chris Jones, 6/8/00 at OTT
Most Hits	(13x) 5	5 - MR: Kevin Newman, 8/7/18 vs. LHV 5 - MR: Kevin Kramer, 7/19/18 at GWN
Most Doubles	(16x) 3	3 - MR: Josh Bell, 6/11/16 vs. SYR 3 - MR: Jaff Decker, 6/27/14 at DUR
Most Triples	(10x) 2	2 - Trayvon Robinson, 4/12/19 vs. CLT Josh Harrison, 6/24/13 vs. CLT Felix Pie, 5/15/13 vs. BUF Darren Ford, 4/8/13 vs. TOL Michael Ryan, 8/11/07 vs. TOL Brian Bixler, 6/6/07 vs. ROC Dave Krynzel, 7/10/04 vs. OTT 2 - Willy Garcia, 4/27/16 at NOR Alex Presley, 7/22/13 at CLT Keith Luuloa, 6/4/03 at TOL
Most Home Runs	3	3 - Micah Franklin, 9/1/01 vs. TOL 2 - MR: Christian Bethancourt, 9/26/21 at OMA
Most RBI	7	7 - Jacob Stallings, 5/31/16 vs. ROC 6 - Jose Osuna, 5/25/19 at COL Steve Pearce, 8/16/07 at DUR Tony Tarasco, 8/17/98 at NOR
Most Stolen Bases	5	5 - Nyjer Morgan, 8/15/08 vs. DUR 4 - Rajai Davis, 8/4/06 at COL
Most Walks	4	4 - Anthony Alford, 6/20/21 vs. MEM Steve Pearce, 4/22/10 vs. LOU 4 - Several Times
Most Strikeouts	5	5 - Larry Broadway, 4/12/09 vs. TOL 4 - MR: Fabricio Macias, 9/11/21 at LOU
Longest Hitting Streak	21	Rajai Davis, 5/12-6/3/07
Consec. Games w/ HR	5	Ryan Thompson, 4/12-16/02 (7 HR)

Three-Homer Games

Victory Field Era

9/1/01 vs. Toledo.....Micah Franklin

Prior to Victory Field Era

8/22/95 at Omaha.....Willie Greene
4/11/93 vs. Oklahoma City.....Brian Dorsett
6/3/86 vs. Oklahoma City.....Mike Hocutt
5/10/84 vs. Evansville.....Mike Stenhouse
6/27/81 at Springfield.....Nick Esasky
8/25/65 at Oklahoma City.....Dick Kenworthy
5/22/54 at Minneapolis.....Rocky Colavito

Hitting For The Cycle

*8/7/18 vs. LHV.....Kevin Newman 5-for-5, 2 2B, 2 R, 3 RBI
*8/7/18 vs. LHV.....Jacob Stallings 4-for-5, 2 R, 3 RBI
4/22/16 at LOU.....Josh Bell 4-for-5, 2 R, 5 RBI
6/2/12 vs. SYR Jeff Clement..... 4-for-4, 2 R, 3 RBI
6/27/10 vs. TOL.....Alex Presley 5-for-6, 2 1B, 2 R, 2 RBI
7/10/03 vs. NOR.....Jason Conti 4-for-5, 3 R, 3 RBI

*Both cycles were completed in the 8th inning

VICTORY FIELD ERA RECORDS

Single-Game Individual Pitching Records

Individual Pitching	Record	Home/Road
Most Hits Allowed	(2x) 14	14 - Kyle Peterson, 7/26/01 vs. PAW 14 - John Snyder, 7/14/01 at DUR
Most Runs Allowed	(3x) 11	11 - Runelvys Hernandez, 7/22/07 vs. DUR Justin Reid, 4/27/05 vs. COL 11 - Cory Stewart, 6/29/05 at OTT
Most ER Allowed	(8x) 10	10 - Hansel Izquierdo, 7/20/05 vs. SYR Kyle Peterson, 7/26/01 vs. PAW 10 - Beau Sulser, 9/25/21 at OMA Casey Sadler, 6/21/15 at CLT Eric Hacker, 8/18/09 at LOU John Snyder, 5/12/01 at DUR John Snyder, 7/28/01 at SWB Jesus Martinez, 7/20/98 at ROC
Most HR Allowed*	(4x) 4	4 - Daniel McCutchen, 8/27/08 vs. LOU Ian Snell, 6/17/05 vs. BUF 4 - Casey Sadler, 6/21/15 at CLT Matt Ginter, 8/13/06 at CLT
Most Hit Batters	(4x) 3	3 - Rick van den Hurk, 6/28/12 vs. TOL Donnie Veal, 5/13/10 vs. ROC Hansel Izquierdo, 7/20/05 vs. SYR Bobby Bradley, 4/24/05 vs. TOL 2 - MR: James Marvel, 9/10/21 at LOU
Most Walks	(9x) 7	7 - Alex McRae, 8/4/19 vs. COL Eric Hacker, 5/31/09 vs. PAW Oliver Perez, 9/1/05 vs. TOL Carlos Chantres, 6/4/01 vs. CLT 7 - Andy Oliver, 6/19/13 (2) at NOR Jeff Locke, 7/23/12 at TOL Luis Munoz, 4/6/08 at PAW Bobby Bradley, 4/15/05 at NOR Jason Bere, 7/18/99 at CLT
Most Strikeouts.....	17	17 - Ian Snell, 6/28/09 vs. TOL 13 - Mitch Keller, 6/7/19 at TOL Oliver Perez, 7/1/06 at TOL
Most Wild Pitches	5	4 - Bobby Bradley, 4/10/05 vs. PAW 5 - Jeff Tabaka, 7/19/97 at NO
Fewest Hits, CG (9.0ip).....	0	0 - Ian Snell, 5/15/05 vs. NOR 2 - MR: Jimmy Osting, 5/7/02 at PAW
Fewest Hits, CG (< 9.0ip)	0	0 - Justin Wilson, 8/9/12 vs. CLT (8.0ip) 1 - Ben Sheets, 7/14/00 (2) at TOL (7.0ip) Travis Buckley, 7/24/96 (1) at NO (6.0ip)
Most Consecutive Strikeouts.....	13	13 - Ian Snell, 6/28/09 vs. TOL

**(Thru '05 MLBAM Data Tracking)*

ORGANIZATION

2022 INDIANS

INTERNATIONAL
LEAGUE

2021 REVIEW

PIRATES

HISTORY

GENERAL

VICTORY FIELD ERA RECORDS

Single-Season Team Batting

Team Batting	High	Year	Low	Year
Batting Average	.284	1999	.235	2021
Batting Average, Month (Only Includes Full Months)*	.292	August 2009	.223	May 2021
At-Bats	4,977	1999	4,209	2021
Runs	788	1999	526	2002
Runs, Month (Only Includes Full Months)	192	June 1999	72	April 2003
Run Differential	+162	2012	-89	2002
Hits	1,411	1999	991	2021
Doubles	310	2018	208	2021
Triples	(2x) 45	2015, 2011	14	2021
Home Runs	160	1998	70	2015
HR, Home*	81	2005	24	2015
HR, Road*	(3x) 76	2021, 2019, 2005	44	2012
HR, Month (Not Incl. Sept.)*	39	June 2005	6	April 2018
Grand Slams*	6	2007	(6x) 1	2017, '15, '14, '12, '09, '06
RBI	748	1999	493	2002
RBI, Month (Not Incl. Sept.)*	158	June 2005	75	April 2015
Total Bases	2,235	1999	1,644	2021
Walks	587	1998	369	2003
Strikeouts	1,198	2019	845	2004
Stolen Bases	198	2008	69	2019
Caught Stealing	(2x) 80	2016, 2008	26	2021
On-Base Percentage	.354	1998	.316	2002
Slugging Percentage	.449	1999	.369	2015
Grounded into Double Play	132	1999	74	2004
Hit by Pitch	98	2007	24	2016
Sacrifice Bunts	77	2015	17	2021
Sacrifice Flies	(2x) 51	2014, 1999	(2x) 30	2021, 2006

Miscellaneous:

Consecutive Games Scoring 10+ Runs:	(2x) 3, 5/31-6/2/13 at COL 6/9-11/99 vs. DUR/at CLT (2x)
Consecutive Games w/HR:	17, 6/26-7/13/98

Single-Season Team Pitching

Team Pitching	High	Year	Low	Year
ERA	4.95	1999	3.09	2015
Complete Games	8	1997	(2x) 0	2021, 2008
Shutouts	19	2016	(2x) 5	2021, 2002
Saves	(2x) 48	2006, 1997	22	2021
Innings Pitched	1,298.1	2013	1,119.1	2021
Hits Allowed	1,386	1999	1,100	2021
Runs Allowed	773	1999	500	2012
Earned Runs Allowed	696	1999	441	2015
Home Runs Allowed	158	2019	63	2015
Hit Batters	80	2010	34	2006
Walks Allowed	564	1998	393	2006
Strikeouts	1,244	2019	854	1999
Wild Pitches	90	1998	29	2002
Average Against	.283	1999	.233	2012

Miscellaneous:

Consecutive Shutouts:	2, MR: 5/29-30/19 vs. CLT
Consecutive Shutout Innings*:	29.0, 4/27-30/12 at DUR
Consecutive Games Allowing 10+ Runs:	4, 8/8-11/98 vs. DUR (3x)/vs. NOR
Consecutive Games Allowing HR:	13, 6/16 (1)-28/19

*(Thru '05 MLBAM Data Tracking)

VICTORY FIELD ERA RECORDS

Single-Season Individual Batting Records

Individual Batting	No.	Player	Year
Batting Average (Min. 2.7 PA/League Game).....	331	Roberto Petagine	1998
Batting Average, Month* (Min. 75 AB).....	432	Brock Holt	Aug. 2012
Games.....	142	Matt Hague	2013
At-Bats.....	536	Matt Hague	2013
Runs.....	102	Damian Jackson	1998
Runs, Month*.....	28	Austin Meadows	May 2017
Hits.....	166	D.T. Cromer	1999
Hits, Month*.....	43	Josh Bell	June 2016
Singles.....	113	Matt Hague	2011
Doubles.....	37	(5x) MR: Matt Hague	2013
Triples.....	13	Starling Marte	2012
Home Runs.....	30	D.T. Cromer	1999
Home Runs, Month*.....	(2x) 10	Michael Ryan/Brad Eldred	July 2007/July 2005
Grand Slams*.....	(3x) 2	Josh Bell/Brandon Moss/Jose Hernandez	2016/2010/2007
Extra-Base Hits.....	71	D.T. Cromer	1999
Total Bases.....	301	D.T. Cromer	1999
RBI.....	109	Roberto Petagine	1998
RBI, Month*.....	31	Brandon Moss	July 2010
Walks.....	90	Max Moroff	2016
Strikeouts.....	146	Will Craig	2019
Stolen Bases.....	45	Rajai Davis	2006
Stolen Bases, Month*.....	(2x) 15	Felix Pie/Rajai Davis	May 2013/May 2007
Caught Stealing.....	19	Andrew McCutchen	2008
Slugging Percentage (Min. 2.7 PA/League Game).....	617	Roberto Petagine	1998
On-Base Percentage (Min. 2.7 PA/League Game).....	436	Roberto Petagine	1998
Sacrifice Flies.....	(2x) 10	Neil Walker/Peter Zoccolillo	2008/2003
Sacrifice Hits.....	13	Gustavo Nunez	2015
Grounded Into Double Play.....	21	Willy Garcia	2016
Hit By Pitch.....	18	Luis Matos	2007

**(Thru '05 MLBAM Data Tracking)*

Walk-Off Wins

Date	Player (Outs, Type)	Final Score	Date	Player (Outs, Type)	Final Score
5/16/21 vs. TOL	Christian Bethancourt (2 outs, 1R 1B)	6-5	4/17/15 vs. LOU	Elias Diaz (1 out, 1R 1B)	3-2 (13)
6/17/21 vs. MEM	Wilmer Difo (1 out, 1R 1B)	3-2 (11)	4/29/15 vs. LOU	Gorkys Hernandez (2 outs, 1R 1B)	2-1
6/20/21 vs. MEM	Christian Bethancourt (2 outs, 2R 1B)	8-7 (11)	5/2/15 vs. LHV	Brent Morel (2 outs, 2R 1B)	6-5
6/30/21 vs. IOW	Christian Bethancourt (0 outs, 1R 1B)	2-1 (10)	5/20/15 vs. PAW	Steve Lombardozzi (1 out, 1R 1B)	2-1 (12)
7/1/21 vs. IOW	Christian Bethancourt (1 out, 2R 1B)	7-6 (12)	6/13/15 vs. GWN	Gorkys Hernandez (1 out, BB)	4-3
7/20/21 vs. TOL	Joe Hudson (0 outs, 1R 1B)	12-11 (10)	6/16/15 vs. DUR	Jaff Decker (1 out, solo HR)	3-2 (10)
8/10/21 vs. STP	Michael Chavis (2 outs, 2R HR)	9-8	7/21/15 vs. SWB	Steve Lombardozzi (0 outs, 1R 1B)	3-2
8/27/21 vs. LOU	Bligh Madris (1 out, 1R SF)	3-2 (10)	8/1/15 vs. CLT	Josh Bell (2 outs, 1R 1B)	6-5 (13)
9/5/21 (1) vs. IOW	Christian Bethancourt (1 out, 2R 1B)	4-3 (7)	8/11/15 vs. TOL	Josh Bell (1 out, 1R 2B)	4-3 (11)
9/29/21 vs. NAS	Jared Oliva (1 out, 1R E6)	5-4 (10)	8/24/15 vs. LOU	Keon Broxton (1 out, 1R 1B)	3-2 (13)
4/17/19 vs. TOL	Will Craig (2 outs, 1R E4)	8-7	4/10/14 vs. TOL	Chris Dickerson (1 out, 1R 1B)	4-3
4/21/19 vs. LOU	Eric Wood (0 outs, 1R 1B)	2-1 (11)	4/21/14 vs. LOU	Adalberto Santos (1 out, 1R 2B)	6-5 (11)
7/30/19 vs. COL	Will Craig (0 outs, solo HR)	3-2	4/26/14 vs. SYR	Michael Martinez (1 out, 1R 1B)	6-5
8/18/19 vs. LHV	Christian Kelley (1 out, 1R 1B)	8-7 (10)	5/16/14 vs. PAW	Chris McGuiness (2 out, 1R 1B)	6-5
5/3/18 vs. GWN	Eric Weiss (2 outs, 2R 1B)	3-2	8/2/14 vs. TOL	Mel Rojas Jr. (no out, 1R 2B)	4-3 (10)
6/23/18 vs. DUR	Pablo Reyes (1 out, BB)	7-6 (10)	4/9/13 vs. TOL	Jared Goedert (0 outs, 1R 1B)	3-2 (10)
8/8/18 vs. LHV	Jason Martin (1 out, 1R 1B)	4-3	4/22/13 vs. LOU	Tony Sanchez (2 outs, 2R HR)	5-4
5/14/17 vs. NOR	Austin Meadows (1 out, 1R 1B)	5-4 (11)	5/30/13 vs. PAW	Matt Hague (1 out, 1R WP)	3-2 (10)
5/21/17 vs. TOL	Barrett Barnes (0 outs, 1R SF)	3-2 (11)	6/8/13 vs. NOR	Darren Ford (1 out, 1R SF)	3-2 (11)
6/30/17 vs. LOU	Phil Gosselin (1 out, 1R 1B)	6-5	6/9/13 vs. NOR	Andrew Lambo (1 out, solo HR)	9-8 (13)
7/30/17 vs. PAW	Kevin Newman (2 outs, 1R 1B)	3-2 (12)	8/8/13 vs. TOL	Robert Andino (2 outs, 1R 1B)	2-1 (10)
4/15/16 vs. COL	Danny Ortiz (2 outs, 1R 1B)	3-2 (11)	8/9/13 vs. TOL	Darren Ford (1 out, balk)	6-5 (11)
5/3/16 vs. DUR	Adam Frazier (2 outs, 1R 1B)	1-0 (12)	8/13/13 vs. COL	Ali Solis (2 out, 1R 1B)	5-4 (11)
5/7/16 vs. LOU	Danny Ortiz (1 out, 1R 2B)	2-1	8/30/13 vs. LOU	Jared Goedert (0 outs, 1R 2B)	4-3
6/12/16 vs. SYR	Josh Bell (2 outs, 1R 2B)	5-4	4/13/12 vs. TOL	Nick Evans (2 outs, 1R 1B)	3-2
7/6/16 vs. LOU	Danny Ortiz (1 out, 1R SF)	3-2 (11)	5/12/12 vs. NOR	Matt Hague (0 outs, 1R 1B)	5-4 (14)
7/29/16 vs. NOR	Danny Ortiz (1 out, 1R 1B)	2-1 (12)	5/24/12 vs. LOU	Matt Hague (1 out, 1R 1B)	2-1 (15)
8/15/16 vs. LOU	Alen Hanson (1 out, grand slam)	5-2	7/19/12 vs. GWN	Eric Fryer (0 outs, 1R 1B)	5-4 (10)
			8/25/12 vs. COL	Dallas McPherson (1 out, 2R HR)	8-6

VICTORY FIELD ERA RECORDS

Walk-Off Wins (cont.)

Date	Player (Outs, Type)	Final Score	Date	Player (Outs, Type)	Final Score
6/11/11 vs. GWN	Matt Hague (1 out, 1R 1B)	1-0	6/1/02 vs. PAW	Bill Hall (1 out, 1R 1B)	5-4
6/25/11 vs. PAW	John Bowker (1 out, 1R WP)	6-5	7/16/02 vs. TOL	Steve Scarborough (2 outs, 1R 1B)	2-1
7/10/11 vs. LOU	John Bowker (1 out, 2R HR)	5-3 (10)	7/17/02 vs. RIC	Jim Rushford (1 out, 1R 1B)	3-2 (10)
7/22/11 vs. ROC	Gorkys Hernandez (2 outs, 1R 1B)	5-4 (10)	8/18/02 vs. TOL	Bobby Smith (2 outs, 1R 1B)	2-1 (10)
7/25/11 vs. ROC	Josh Harrison (2 outs, 1R 1B)	7-6 (12)	8/30/02 vs. LOU	Marcus Jensen (2 outs, 1R 1B)	4-3 (13)
8/19/11 vs. LOU	Jeff Clement (1 out, 1R E6)	3-2 (10)	4/5/01 vs. TOL	Micah Franklin (1 out, 1R WP)	6-5
8/21/11 vs. LHV	Chase d'Arnaud (1 out, 1R 1B)	3-2	4/7/01 vs. TOL	Mark Sweeney (0 outs, 1R 1B)	10-9 (11)
8/25/11 vs. COL	Eric Fryer (2 outs, 2R 1B)	3-2	4/10/01 vs. COL	Mike Coolbaugh (1 out, 2R HR)	9-7 (10)
8/30/11 vs. TOL	Pedro Ciriaco (2 outs, 1R 1B)	5-4 (12)	4/11/01 vs. COL	Elvis Pena (2 outs, 1R 1B)	2-1
6/8/10 vs. PAW	Kevin Melillo (1 out, 3B + E4)	6-5 (11)	5/4/01 vs. ROC	Alex Sanchez (2 outs, 1R 1B)	3-2
6/28/10 vs. TOL	Kevin Melillo (2 outs, solo HR)	6-5	5/15/01 vs. SWB	Micah Franklin (1 out, 3R HR)	6-3
8/14/10 vs. SYR	Alex Presley (1 out, 1R 1B)	4-3	5/17/01 vs. SWB	Kevin Brown (2 outs, 2R 2B)	9-8
4/12/09 vs. TOL	Neil Walker (1 out, 1R 2B)	3-2 (14)	5/19/01 vs. SYR	Kevin Brown (1 out, 1R 1B)	4-3 (11)
5/2/09 (2) vs. ROC	Shelby Ford (1 out, 1R 2B)	3-2 (8)	6/6/01 (1) vs. DUR	Mike Coolbaugh (1 out, solo HR)	4-3 (10)
5/20/09 vs. PAW	Steve Pearce (1 out, 1R WP)	4-3 (13)	6/20/01 vs. BUF	Robert Perez (2 outs, 2R HR)	6-5 (10)
6/4/09 (2) vs. LHV	Steve Pearce (2 outs, 1R 2B)	1-0 (9)	6/22/01 vs. NOR	Robert Perez (1 out, 2R 1B)	4-3
6/17/09 (1) vs. GWN	Luis Alfonso Cruz (2 outs, 1R 1B)	3-2 (7)	7/4/01 vs. OTT	Mike Coolbaugh (1 out, 1R 1B)	3-2 (10)
6/28/09 vs. TOL	Garrett Jones (2 outs, 1R 1B)	2-1 (10)	7/19/01 vs. COL	Robinson Cancel (1 out, 1R SF)	6-5 (12)
7/21/09 vs. DUR	Brian Myrow (2 outs, 1R 1B)	2-1	8/27/01 vs. LOU	Robinson Cancel (2 outs, 1R 2B)	5-4
7/23/09 vs. DUR	Argenis Diaz (2 outs, 1R WP)	4-3 (10)	4/16/00 vs. NOR	Kurt Bielek (2 outs, 2R 1B)	6-5 (10)
8/25/09 vs. COL	Brian Myrow (1 out, 2R 1B)	8-7	5/2/00 (2) vs. COL	Jose Fernandez (1 out, 1R 1B)	4-3 (7)
4/13/08 vs. NOR	Kevin Thompson (1 out, 1R 1B)	2-1	5/21/00 vs. DUR	Santiago Perez (2 outs, 1R 1B)	11-10
5/15/08 vs. RIC	Andrew McCutchen (1 out, 1R 1B)	3-2 (11)	5/31/00 vs. SWB	Kevin Barker (1 out, 1R 1B)	5-4 (12)
6/20/08 vs. ROC	Steve Pearce (2 outs, 3R HR)	8-7	7/23/00 vs. COL	Santiago Perez (1 out, 2R HR)	4-2
7/7/08 vs. COL	Nyjer Morgan (0 outs, 1R 1B)	3-2	4/9/99 vs. TOL	Jason LaRue (1 out, 1R 1B)	1-0
8/18/08 vs. DUR	Jason Delaney (0 outs, 1R SF)	9-8	7/5/99 vs. SYR	Jason Hardtke (1 out, solo HR)	4-3 (10)
4/8/07 vs. COL (1)	Chris Aguila (2 outs, 1R 1B)	1-0 (8)	8/10/99 vs. DUR	Jason LaRue (1 out, 1R SF)	6-5
6/18/07 vs. PAW	Carlos Maldonado (1 out, BB)	4-3	8/13/99 vs. CLT	Jason Williams (1 out, 1R 2B)	7-6
6/19/07 vs. PAW	Einar Diaz (2 outs, 1R 1B)	4-3 (10)	8/21/99 vs. TOL	Mike Frank (0 outs, 1R 1B)	11-10 (12)
7/1/07 vs. RIC	Don Kelly (2 outs, 1R 1B)	8-7	8/28/99 vs. LOU	Darrell Whitmore (1 out, 2R HR)	4-3
7/20/07 vs. DUR	Adam Boeve (0 outs, solo HR)	5-4	8/29/99 vs. LOU	Jeff Branson (1 out, grand slam)	6-4
7/31/07 vs. DUR	Jose Hernandez (1 out, 2R HR)	5-3	5/15/98 (1) vs. SWB	Damian Jackson (0 outs, solo HR)	8-7 (9)
8/15/07 vs. LOU	Luis Ordaz (1 out, solo HR)	3-2 (11)	6/1/98 vs. RIC	Guillermo Garcia (1 out, solo HR)	3-2
4/21/06 vs. OTT	Yurendell DeCaster (1 out, 2R HR)	4-2	6/2/98 vs. RIC	Tony Tarasco (0 outs, solo HR)	7-6 (10)
6/24/06 vs. RIC	Adam Boeve (0 outs, solo HR)	6-5 (12)	7/10/98 vs. NOR	Jon Nunnally (1 out, 2R HR)	4-2 (12)
7/4/06 vs. COL	Yurendell DeCaster (0 outs, 2R HR)	5-3	8/20/98 vs. CLT	Kevin Baez (0 outs, 1R E1)	5-4
7/15/06 vs. BUF	Chris Richard (1 out, BB)	3-2 (13)	8/24/98 vs. COL	Mark P. Johnson (2 outs, solo HR)	4-3
8/20/06 vs. RIC	Craig Stansberry (1 out, 1R 1B)	2-1	4/24/97 vs. NO	Eric Owens (2 outs, 1R 2B)	8-7 (11)
4/8/05 vs. PAW	Graham Koonce (0 outs, solo HR)	7-6	4/28/97 vs. OKC	Brian Hunter (2 outs, 2R 2B)	4-3 (13)
5/10/05 vs. RIC	Yurendell DeCaster (1 out, grand slam)	10-6	5/14/97 vs. IOW	Eric Owens (1 out, 1R 1B)	7-6
6/4/05 vs. CLT	Jose Leon (2 outs, 3R HR)	9-6	5/29/97 vs. BUF	Tim Belk (2 outs, 1R 1B)	6-5 (11)
7/7/05 vs. CLT	Jon Nunnally (2 outs, 1R 1B)	4-3 (13)	6/7/97 vs. NO	Eric Owens (1 out, 2R HR)	7-5 (10)
7/10/05 vs. DUR	Ty Wigginton (0 outs, grand slam)	9-5	6/22/97 vs. OMA	Eric Owens (1 out, 1R 2B)	7-6
8/6/05 (1) vs. TOL	Yurendell DeCaster (1 out, E4)	2-1 (11)	7/13/97 vs. NO	Ozzie Timmons (2 outs, 1R 1B)	6-5 (12)
8/6/05 (2) vs. TOL	Yurendell DeCaster (1 out, 1R SF)	5-4 (13)	8/8/97 (2) vs. NAS	Tim Belk (2 outs, 3R HR)	6-3 (8)
8/21/05 vs. SWB	Yurendell DeCaster (1 out, 1R 1B)	5-4	8/12/97 vs. NAS	Pat Watkins (0 outs, solo HR)	7-6
9/2/05 vs. LOU	J.J. Furmaniak (1 out, 1R 2B)	8-7	8/24/97 vs. LOU	Brian Hunter (1 out, 1R 1B)	3-2 (12)
4/19/04 vs. RIC	J.J. Hardy (2 outs, 1R 1B)	7-6	8/27/97 vs. BUF	Aaron Boone (2 outs, 1R 1B)	2-1 (10)
6/29/04 vs. BUF	Peter Bergeron (2 outs, 2R HR)	3-2 (12)	7/17/96 vs. NO	Roberto Mejia (1 out, 1R 1B)	5-4
7/4/04 vs. LOU	Peter Bergeron (2 outs, 1R 1B)	2-1	7/30/96 vs. BUF	Chad Mottola (1 out, 1R SF)	5-4 (10)
8/7/04 vs. CLT	Jeff Liefer (1 out, grand slam)	9-5	7/31/96 vs. BUF	Keith Mitchell (1 out, BB)	3-2
8/27/04 vs. COL	Peter Bergeron (2 outs, 1R bunt 1B)	8-7	8/11/96 vs. IOW	Pokey Reese (2 outs, 1R WP)	2-1
8/30/04 vs. TOL	Corey Hart (1 out, 1R 1B)	2-1 (12)			
4/9/03 vs. DUR	Pete Zoccolillo (0 outs, 2R HR)	4-2 (10)			
6/29/03 vs. RIC	Pete Zoccolillo (2 outs, solo HR)	3-2 (12)			
7/21/03 vs. COL	Steve Scarborough (1 out, grand slam)	6-4			
7/22/03 vs. COL	Pete Zoccolillo (2 outs, BB)	5-4			
8/8/03 vs. CLT	Jim Rushford (2 outs, 1R 1B)	1-0 (10)			
8/10/03 vs. CLT	Jason Conti (2 outs, 1R 1B)	4-3 (11)			
8/27/03 vs. TOL	Steve Scarborough (0 outs, 1B)	4-3			
8/30/03 vs. COL	Cody McKay (1 out, BB)	3-2 (12)			

Career Leaders

6 - Yurendell DeCaster	3 - Peter Bergeron
5 - Christian Bethancourt	3 - Mike Coolbaugh
4 - Matt Hague	3 - Gorkys Hernandez
4 - Danny Ortiz	3 - Steve Pearce
4 - Eric Owens	3 - Steve Scarborough
3 - Josh Bell	3 - Pete Zoccolillo

VICTORY FIELD ERA RECORDS

Grand Slams

Date	Player	Date	Player
6/19/21 vs. MEM	Hunter Owen	4/17/07 at NOR	Ryan Doumit
7/18/21 vs. OMA	Bligh Madris	5/24/07 at SWB	Nick Green
4/17/19 vs. TOL	Bryan Reynolds	7/5/07 vs. NOR	Yurendell DeCaster
5/3/19 vs. LOU	Kevin Kramer	7/15/07 at ROC	Brian Bixler
6/8/18 at PAW	Max Moroff	8/18/07 at CLT	Jose Hernandez
8/3/18 at TOL	Wyatt Mathisen	8/25/07 vs. TOL	Jose Hernandez
7/23/17 at GWN	Danny Ortiz	8/28/06 at RIC	Craig Stansberry
4/22/16 at LOU	Josh Bell	5/10/05 vs. RIC	Yurendell DeCaster
6/30/16 at TOL	Pedro Florimon	6/25/05 at TOL	Nate McLouth
8/4/16 at COL	Danny Ortiz	7/10/05 vs. DUR	Ty Wigginton
8/8/16 vs. TOL	Josh Bell	7/14/05 at CLT	Graham Koonce
8/15/16 vs. LOU	Alen Hanson	4/19/04 vs. RIC	J.J. Hardy
5/26/15 at BUF	Gorkys Hernandez	8/7/04 vs. CLT	Jeff Liefer
5/12/14 vs. NOR	Matt Hague	6/28/03 vs. RIC	Jim Rushford
5/11/13 vs. TOL	Felix Pie	7/3/03 at COL	Keith Luuloo
5/20/13 at PAW	Jerry Sands	7/21/03 vs. COL	Steve Scarborough
6/11/13 vs. NOR	Brett Carroll	6/19/02 vs. NOR	Jon Zuber
8/23/13 at ROC	Lucas May	4/22/00 at COL	Kurt Bierek
5/27/12 at LOU	Starling Marte	5/20/00 vs. DUR	Brad Tyler
4/26/11 vs. NOR	Jason Jaramillo	6/8/00 at OTT	Everett Stull (Pitcher)
5/27/11 at PAW	Andy Marte	9/10/00 at DUR	Creighton Gubanich
8/6/11 vs. TOL	Matt Hague	4/8/99 vs. TOL	Rod McCall (Opening Day)
8/29/11 at TOL	Pedro Alvarez	5/18/99 at OTT	Damon Hollins
4/28/10 at PAW	Brian Myrow	8/29/99 vs. LOU	Jeff Branson
6/24/10 vs. DUR	Brandon Moss	4/13/98 vs. COL	Roberto Petagine
7/28/10 at SYR	Brandon Moss	5/20/98 at PAW	Glenn Murray
7/5/09 (2) vs. LOU	Brian Bixler	7/19/98 at ROC	Jayhawk Owens
4/17/08 vs. PAW	Steve Pearce	8/8/98 vs. DUR	Roberto Petagine
5/20/08 vs. LOU	Neil Walker	8/30/98 at COL	Jon Nunnally
6/12/08 at TOL	Ronny Paulino	5/4/97 (2) vs. OMA	Pokee Reese
8/5/08 at BUF	Michel Hernandez	5/6/97 at IOW	Aaron Boone
		7/3/97 at NAS	Pat Watkins
		7/24/97 at OKC	Aaron Boone
		8/20/97 (2) at NAS	Guillermo Garcia
			Keith Mitchell

Career Leaders

2 - Josh Bell	2 - Jose Hernandez
2 - Brian Bixler	2 - Brandon Moss
2 - Aaron Boone	2 - Danny Ortiz
2 - Yurendell DeCaster	2 - Roberto Petagine
2 - Matt Hague	

italics - Game 5 of 2000 Governors' Cup Semifinals



Outfielder Bligh Madris launched the second grand slam of the season for Indy and the second of his career in a 12-5 win over Omaha on July 18, 2021 at Victory Field.

VICTORY FIELD ERA RECORDS

Indians Leadoff Home Runs

Date	Player	Date	Player
5/4/21 at IOW	Travis Swaggerty Jr.	4/21/09 at TOL	Andrew McCutchen
5/11/21 vs. TOL	Travis Swaggerty Jr.	5/31/09 vs. PAW	Andrew McCutchen
6/13/21 at NAS	Anthony Alford	7/6/09 vs. LOU	Brian Bixler
6/16/21 vs. MEM	Anthony Alford	7/7/09 at COL	Brian Bixler
8/7/21 at IOW	Tucupita Marciano	7/26/09 vs. BUF	Brian Bixler
9/26/21 at OMA	Oneil Cruz	8/19/09 at LOU	Jose Tabata
4/5/19 at COL	Cole Tucker	4/7/08 at SYR	Andrew McCutchen
5/21/19 at LOU	Jason Martin	8/8/08 at ROC	Nyjer Morgan
5/12/18 vs. COL	Kevin Newman	6/3/07 vs. CLT	Rajai Davis
5/23/18 vs. LOU	Max Moroff	7/25/07 at COL	Adam Boeve
6/3/18 vs. SWB	Christopher Bostick	5/18/05 at PAW	Chris Duffy
7/8/18 vs. COL	Kevin Newman	8/14/05 at NOR	Ray Sadler
8/12/18 vs. PAW	Max Moroff	4/22/04 at TOL	Dave Krynzel
4/8/17 vs. TOL	Max Moroff	6/4/04 vs. ROC	Chris Magruder
4/19/17 vs. DUR	Christopher Bostick	6/20/03 at PAW	Bill Hall
4/27/17 (2) at PAW		7/3/03 at COL	Bill Hall
8/20/16 at LOU	Alen Hanson	4/11/02 at CLT	Ryan Christenson
5/30/15 vs. TOL	Alen Hanson	9/11/00 at SWB	Santiago Perez
4/16/14 at LOU	Chris Dickerson	8/13/99 vs. CLT	Jason Hardtke
6/6/14 at SYR	Gregory Polanco	6/10/98 at SYR	Damian Jackson
7/19/14 at COL	Robert Andino	7/11/98 vs. ROC	Damian Jackson
6/2/13 at COL	Chase d'Arnaud	9/3/98 vs. TOL	Damian Jackson
6/15/13 at DUR	Josh Harrison		
4/18/10 vs. TOL	Neil Walker		
8/6/10 (2) at DUR	Kevin Melillo		
8/16/10 vs. SYR	Kevin Melillo		

Career Leaders

4 - Max Moroff	3 - Damian Jackson
3 - Brian Bixler	3 - Andrew McCutchen

italics - Game 1 of Governors' Cup Championship



Utilityman Max Moroff clubbed four leadoff homers in his Indy career, two apiece in both 2017 and 2018. No other player in the Victory Field era has hit more.

VICTORY FIELD ERA RECORDS

Pinch-Hit Home Runs

Date	Player (HR Type, Inn.)	Final Score
5/6/21 at IOW	Troy Stokes Jr. (Solo, 7th)	W, 5-4
6/20/21 vs. MEM	Christian Bethancourt (2-Run, 8th)	W, 8-7 (11)
8/1/21 at STP	Fabricio Macias (2-Run, 6th)	W, 12-5
9/29/21 vs. NAS	Diego Castillo (Solo, 9th)	W, 5-4 (10)
7/1/19 at LOU	Trayvon Robinson (2-Run, 7th)	W, 7-6
5/10/18 at LOU	Wyatt Mathisen (2-Run, 8th)	W, 7-1
6/4/17 vs. GWN	Jason Rogers (Solo, 8th)	W, 5-3
6/13/15 vs. GWN	Jaff Decker (Solo, 6th)	W, 4-3
7/21/10 vs. LHV	Jonathan Van Every (2-Run, 7th)	L, 12-8
5/29/08 at LHV	Craig Wilson (2-Run, 8th)	L, 8-5
6/16/08 vs. COL	Craig Wilson (2-Run, 8th)	W, 8-3
7/20/08 at COL	Ryan Mulhern (3-Run, 8th)	W, 11-2
7/31/07 vs. DUR	Jose Hernandez (2-Run, 9th)	W, 5-3
4/19/05 at RIC	Jose Leon (2-Run, 8th)	W, 4-3
6/17/05 vs. BUF	Ronny Paulino (Solo, 9th)	L, 7-6
8/19/05 vs. SWB	Jorge Velandia (Solo, 6th)	W, 8-6
8/19/05 vs. SWB	Jon Nunnally (2-Run, 7th)	W, 8-5
8/30/04 vs. TOL	Jon Nunnally (Solo, 9th)	W, 2-1 (12)
6/13/02 at COL	Dionys Cesar (2-Run, 8th)	L, 10-8
4/15/01 at RIC	Micah Franklin (2-Run, 8th)	W, 5-3
4/26/01 at LOU	Micah Franklin (3-Run, 7th)	L, 11-7
7/17/01 vs. LOU	Micah Franklin (Solo, 8th)	L, 9-3
5/5/00 vs. LOU	Raul Casanova (2-Run, 4th)	W, 7-3
9/18/00 vs. MEM	Santiago Perez (Solo, 7th)	W, 8-3
7/5/98 (2) vs. LOU	Mark P. Johnson (Solo, 7th)	L, 9-5 (7)
9/6/98 at LOU	Tony Tarasco (3-Run, 9th)	W, 12-8
6/7/97 vs. NO	Kevin Maas (Solo, 9th)	W, 7-5 (10)

Career Leaders

3 - Micah Franklin
2 - Jon Nunnally
2 - Craig Wilson

italics - Game 1 of 2000 Triple-A World Series

Pitcher Home Runs

Date	Pitcher	Final Score
6/8/14 at LHV	Vance Worley	W, 4-2
8/31/14 at LOU	A.J. Morris	W, 5-3
9/3/07 at LOU	Marty McLeary	L, 8-2
8/14/01 at LOU	Nick Neugebauer	W, 6-2
6/8/00 at OTT	Everett Stull (Grand Slam)	W, 17-6
6/9/00 at OTT	Eric Ludwig	W, 5-4
5/1/98 vs. LOU	Rich Sauveur	W, 12-5

ORGANIZATION

2022 INDIANS

INTERNATIONAL
LEAGUE

2021 REVIEW

PIRATES

HISTORY

GENERAL

ORGANIZATION	VICTORY FIELD ERA RECORDS			
	Multi-Home Run Games			
	Date	Player	Final Score	
2022	5/11/21 vs. TOL	Will Craig	W, 4-3	
	6/12/21 @ NAS	Cole Tucker	W, 8-1	
	6/25/21 @ LOU	Will Craig	W, 7-6	
	8/6/21 @ IOW	Anthony Alford	W, 12-8	
	8/6/21 @ IOW	Hunter Owen	W, 12-8	
	8/7/21 @ IOW	Cole Tucker	W, 13-1	
	9/18/21 vs. STP	Hunter Owen	W, 9-5	
	9/23/21 @ OMA	Rodolfo Castro	L, 5-2	
	9/24/21 @ OMA	Mason Martin	W, 9-8	
	9/26/21 @ OMA	Christian Bethancourt	W, 17-12	
2022	4/27/19 @ CLT	Jacob Stallings	W, 8-4	
	6/20/19 @ BUF	Cole Tucker	L, 11-8	
	7/13/19 @ COL	Pablo Reyes	W, 17-5	
	8/21/19 (2) @ TOL	Mitchell Tolman	W, 3-1 (7)	
	5/2/18 @ TOL	Jordan Luplow	L, 7-5	
	5/6/17 @ COL	Max Moroff	W, 6-1	
	5/17/17 @ COL	Max Moroff	W, 8-4	
	5/17/17 @ COL	Eric Wood	W, 8-4	
	6/18/17 @ CLT	Danny Ortiz	W, 12-11	
	7/6/17 @ COL	Danny Ortiz	W, 21-1	
INTERNATIONAL LEAGUE	7/30/17 vs. PAW	Danny Ortiz	W, 3-2 (12)	
	8/15/17 @ BUF	Gift Ngoepe	W, 8-3	
	5/31/16 vs. ROC	Jacob Stallings	W, 9-3	
	8/3/16 @ COL	Jose Osuna	W, 5-4 (11)	
	4/20/15 @ COL	Deibinson Romero	W, 4-3 (10)	
	6/4/14 @ SYR	Tony Sanchez	W, 11-2	
	7/19/14 @ COL	Robert Andino	W, 15-5	
	7/19/14 @ COL	Andrew Lambo	W, 15-5	
	8/18/14 vs. LOU	Andrew Lambo	L, 7-2 (11)	
	5/15/13 vs. BUF	Brett Carroll	W, 14-7	
2021	5/28/13 vs. PAW	Jared Goedert	W, 7-2	
	7/10/13 @ COL	Brian Bocock	W, 9-6 (16)	
	8/6/13 @ LOU	Andrew Lambo	L, 6-4	
	5/28/12 vs. DUR	Jeff Clement	W, 7-4	
	7/4/12 vs. LOU	Jeff Clement	W, 6-1	
	8/25/12 vs. COL	Dallas McPherson	W, 8-6	
	6/2/11 vs. SWB	Alex Presley	W, 13-2	
	6/23/11 @ LHV	Matt Hague	W, 5-3	
	6/29/11 @ SYR	Brian Friday	W, 7-3	
	4/9/10 @ COL	Pedro Alvarez	W, 14-12	
PIRATES	6/30/10 @ COL	Alex Presley	L, 7-3	
	7/23/10 vs. CLT	Brandon Moss	W, 17-11	
	6/9/09 @ BUF	Garrett Jones	W, 10-2	
	6/9/09 @ BUF	Steve Pearce	W, 10-2	
	7/30/09 @ NOR	Neil Walker	W, 11-3	
	7/31/09 @ NOR	Jeff Clement	L, 10-9	
	8/26/09 vs. COL	Bryan Myrow	W, 4-1	
	8/29/09 @ TOL	Neil Walker	W, 12-0	
	4/17/08 vs. PAW	Steve Pearce	W, 5-4 (11)	
	5/17/08 @ LOU	Craig Wilson	W, 9-7	
HISTORY	6/7/08 @ LOU	Ronny Paulino	L, 13-12	
	6/8/08 @ LOU	Neil Walker	W, 9-7	
	6/21/08 vs. ROC	Matt Kata	W, 5-3	
	6/25/08 vs. BUF	Steve Pearce	W, 5-0	
	6/30/08 @ LOU	Matt Kata	L, 12-8	
	5/14/07 vs. OTT	Michael Ryan	W, 15-10	
	5/24/07 @ SWB	Nick Green	W, 8-5	
	5/25/07 @ SWB	Jose Hernández	L, 4-3 (10)	
	7/28/07 vs. CLT	Michael Ryan	W, 7-1	
	8/8/07 @ LOU	Brad Eldred	W, 13-5	
GENERAL	8/16/07 @ DUR	Steve Pearce	W, 9-1	
	8/25/07 vs. TOL	Jose Hernández	W, 7-2	
	4/6/06 @ PAW	Ray Sadler	L, 3-2	
	4/9/06 (2) @ PAW	Brad Eldred	W, 6-0 (7)	
	5/9/06 @ CLT	Jason Alfaro	W, 5-2 (11)	
	4/9/05 vs. PAW	Ryan Doumit	W, 7-4	
	4/17/05 @ NOR	Ryan Doumit	W, 8-4	
	5/5/05 @ COL	Yurendell DeCaster	W, 5-2	
	5/16/05 vs. NOR	Brad Eldred	W, 7-3	
	7/8/05 vs. CLT	Craig Wilson	W, 8-3	
	7/14/05 @ CLT	Brad Eldred	W, 13-2	
	7/14/05 @ CLT	Graham Koonce	W, 13-2	
	7/19/05 vs. SYR	Brad Eldred	W, 13-0	
	7/20/05 vs. SYR	Brad Eldred	W, 14-11	
	7/20/05 vs. SYR	Graham Koonce	W, 14-11	
	4/19/04 vs. RIC	Jeff Linder	W, 7-6	
	5/23/04 vs. DUR	Jeff Linder	W, 8-4	
	8/25/04 @ TOL	Jeff Linder	W, 10-3	
	6/20/03 @ PAW	Mark Smith	W, 7-6	
	4/10/02 @ CLT	Izzy Alcantara	W, 8-1	
	4/11/02 @ CLT	Ryan Christenson	W, 9-1	
	4/15/02 vs. LOU	Ryan Thompson	L, 10-7	
	4/16/02 vs. LOU	Ryan Thompson	W, 5-1	
	7/12/02 vs. CLT	Izzy Alcantara	W, 8-4	
	5/15/01 vs. SWB	Micah Franklin	W, 6-3	
	5/26/01 @ PAW	Lou Collier	W, 10-2	
	7/26/01 vs. PAW	Izzy Alcantara	L, 10-6	
	8/29/01 vs. COL	Chris Jones	L, 9-7	
	9/1/01 vs. TOL	Micah Franklin (3 HR)	W, 5-3	
	9/2/01 @ LOU	Micah Franklin	L, 7-4	
	4/15/00 vs. NOR	Santiago Perez	L, 7-6	
	6/30/00 vs. PAW	Creighton Gubanich	L, 8-6	
	7/6/00 vs. NOR	Lyle Mouton	W, 9-2	
	7/8/00 vs. CLT	Kurt Bierek	L, 10-8	
	7/13/00 (2) @ TOL	Kevin Barker	W, 4-2	
	8/17/00 @ DUR	Jose Fernandez	W, 10-4	
	5/4/99 vs. LOU	Darrell Whitmore	W, 6-3	
	5/14/99 @ SYR	D.T. Cromer	L, 9-7	
	5/29/99 @ PAW	D.T. Cromer	W, 10-8	
	5/29/99 @ PAW	Darrell Whitmore	W, 10-8	
	5/30/99 @ PAW	Jeff Branson	L, 15-12	
	5/30/99 @ PAW	Mark Sweeney	L, 15-12	
	7/29/99 vs. COL	D.T. Cromer	W, 6-1	
	8/6/99 @ COL	Jason Hardtke	W, 11-4	
	8/7/99 @ TOL	Jason LaRue	L, 6-3	
	8/27/99 @ COL	Jayhawk Owens	L, 9-8 (13)	
	4/23/98 vs. DUR	Steve Gbralter	W, 12-2	
	5/19/98 @ PAW	Aaron Boone	W, 18-6	
	5/20/98 @ PAW	Guillermo Garcia	W, 11-4	
	4/6/97 @ LOU	Pokey Reese	L, 6-5	
	5/3/97 @ OMA	Brian Hunter	W, 10-2	
	5/4/97 @ OMA	Keith Mitchell	W, 12-3	
	5/7/97 @ IOW	Aaron Boone	L, 8-7	
	5/16/97 @ BUF	Keith Mitchell	L, 5-4	
	7/3/97 @ NAS	Brian Hunter	W, 16-11	
	8/12/97 vs. NAS	Pat Watkins	W, 7-6	
	9/1/97 @ LOU	Pat Watkins	W, 10-0	
	8/5/96 @ NAS	Keith Mitchell	W, 7-2	
	8/19/96 @ OMA	Dyce Fordyce	W, 9-7	
	8/25/96 @ IOW	Eduardo Perez	W, 11-3	
Career Leaders				
6 - Brad Eldred				
4 - Steve Pearce				

VICTORY FIELD ERA RECORDS

Back-to-Back Home Runs (Since 2005)

Date	First Home Run (Player)	Second Home Run (Player)	Inning
5/12/21 vs. TOL	Kevin Kramer	Will Craig	Bot 3
5/13/21 vs. TOL	Anthony Alford	Christian Bethancourt	Bot 2
6/24/21 at LOU	Bligh Madris	T.J. Rivera	Top 1
8/7/21 at IOW	Tucupita Marciano	Cole Tucker	Top 1
5/25/19 at COL	Will Craig	Kevin Kramer	Top 2
5/27/19 at COL	Pablo Reyes	JB Shuck	Top 7
6/20/19 at BUF	Cole Tucker	Logan Hill	Top 9
5/30/18 vs. GWN	Erich Weiss	Pablo Reyes	Bot 4
6/14/18 vs. TOL	Max Moroff	Ryan Lavarney	Bot 2
4/29/17 at SWB	Elias Diaz	Jason Rogers	Top 1
6/18/17 at CLT	Eric Wood	Danny Ortiz	Top 8
6/28/17 vs. DUR	Eric Wood	Erich Weiss	Bot 4
8/21/17 vs. LOU	Jacob Stallings	Erich Weiss	Bot 7
4/20/16 vs. TOL	Jason Rogers	Josh Bell	Bot 8
4/26/16 at DUR	Willy Garcia	Pedro Florimon	Top 9
8/2/16 at COL	Danny Ortiz	Gift Ngoepe	Top 2
6/28/13 vs. ROC	Jared Goedert	Brett Carroll	Bot 4
8/11/12 at COL	Yamaico Navarro	Tony Sanchez	Top 4
8/25/12 vs. COL	Brandon Boggs	Yamaico Navarro	Bot 1
4/20/10 vs. COL	Jose Tabata	Neil Walker	Bot 4
6/12/10 at SWB	Pedro Alvarez	Jeff Clement	Top 2
6/27/10 vs. TOL	Jeff Clement	Brian Myrow	Bot 2
4/25/09 at COL	Neil Walker	Jeff Salazar	Top 2
5/8/09 at SYR	Steve Pearce	Neil Walker	Top 6
6/9/09 at BUF	Garrett Jones	Steve Pearce	Top 4
6/22/09 (1) at SWB	Garrett Jones	Erik Kratz	Top 2
8/25/09 vs. COL	Tagg Bozied	Erik Kratz	Bot 3
5/17/08 at LOU	Neil Walker	Craig Wilson	Top 2
6/5/08 vs. LHV	Carlos Maldonado	Andrew McCutchen	Bot 8
6/25/08 vs. BUF	Neil Walker	Steve Pearce	Bot 3
7/20/08 at COL	Andrew McCutchen	Neil Walker	Top 8
5/14/07 vs. OTT	Chris Aguila	Michael Ryan	Bot 7
7/4/07 vs. LOU	Brad Eldred	Russ Johnson	Bot 1
7/5/07 vs. NOR	Michael Ryan	Brad Eldred	Bot 1
5/4/05 at TOL	Cesar Crespo	Jose Castillo	Top 3
6/19/05 vs. BUF	Ty Wigginton	Ronny Paulino	Bot 5
7/14/05 at CHA	Ty Wigginton	Graham Koonce	Top 1

ORGANIZATION

2022 INDIANS

INTERNATIONAL
LEAGUE

2021 REVIEW

PIRATES

HISTORY

GENERAL

ORGANIZATION	VICTORY FIELD ERA RECORDS			
	Single-Season Individual Pitching Records			
	Individual Pitching	No.	Player	Year
2022 INDIANS	Wins	(2x) 14	Horacio Estrada/Denny Harriger	2000/1999
	Losses	14	Adam Wilk	2014
	ERA (Min. 100 IP)	1.87	Tyler Glasnow	2016
	Games	78	Mike Walker	1998
	Games Started	29	Rodney Bolton	1998
	Complete Games	(3x) 3	Jimmy Osting/Horacio Estrada/Kirt Ojala	2002/2000/1996
	Shutouts	(2x) 2	Ben Hendrickson/Horacio Estrada	2004/2000
	Saves	35	Bob Scanlan	2000
	Innings Pitched	177.0	Rodney Bolton	1998
	Hits Allowed	210	Tim Harikkala	2001
	Runs Allowed	115	John Snyder	2001
	Earned Runs Allowed	(2x) 91	Tim Harikkala/John Snyder	2001
	Home Runs Allowed	(3x) 23	Tyler Eppler/Scott Kligenbeck/Travis Buckley	2017/1997/1996
	Hit Batters	15	Sean Gallagher	2011
	Walks Allowed	112	Andy Oliver	2013
	Strikeouts	140	Tyler Glasnow	2017
	Wild Pitches	18	Mike Remlinger	1996
	Miscellaneous:			
	Consecutive Scoreless IP*	25.0	Scott Strickland	4/6-5/26/06
	Consecutive Saves w/o Blown Save	24	Bob Scanlan	5/28-9/1/00
INTERNATIONAL LEAGUE	<i>*(Thru '05 MLBAM Data Tracking)</i>			
	Indians Complete Games			
2021 REVIEW	Date	Pitcher	Pitching Line	Final Score
	7/5/19 (2) vs. TOL	James Marvel	7.0ip, 3h, 0r, 0er, 0bb, 6k	W, 3-0
	5/6/18 vs. GWN	Clay Holmes	5.0ip, 4h, 4r, 4er, 2bb, 7k	L, 4-1
	*7/27/18 (2) at BUF	Casey Sadler	7.0ip, 7h, 3r, 3er, 0bb, 4k	W, 6-3
	8/14/18 at SWB	Nick Kingham	4.0ip, 10h, 7r, 7er, 1bb, 1k	L, 7-3
	7/28/17 (1) vs. PAW	Drew Hutchison	7.0ip, 8h, 5r, 5er, 3bb, 5k	L, 5-0
	8/10/17 vs. SYR	Nick Kingham	9.0ip, 2h, 1r, 1er, 0bb, 8k	W, 3-1
	8/28/17 (1) at LOU	Tyler Eppler	7.0ip, 6h, 1r, 1er, 0bb, 2k	W, 7-1
	7/1/16 (1) at TOL	Wilfredo Boscan	6.0ip, 9h, 5r, 5er, 1bb, 4k	L, 5-3
	4/28/15 (1) at LOU	Casey Sadler	6.0ip, 6h, 3r, 3er, 3bb, 2k	L, 3-2
	5/15/15 vs. NOR	Casey Sadler	7.0ip, 2h, 1r, 1er, 0bb, 6k	W, 9-1
	8/21/15 at CLT	Vance Worley	7.0ip, 3h, 1r, 0er, 1bb, 9k	W, 5-1
	5/13/14 vs. PAW	Brandon Cumpton	6.0ip, 7h, 2r, 2er, 4bb, 1k	W, 6-2
	5/19/14 (2) at GWN	Casey Sadler	7.0ip, 6h, 3r, 2er, 0bb, 5k	W, 4-3
	6/12/14 vs. DUR	A.J. Morris	9.0ip, 6h, 0r, 0er, 1bb, 7k	W, 4-0
	7/6/14 vs. LHV	Adam Wilk	9.0ip, 5h, 0r, 0er, 1bb, 4k	W, 4-0
	4/13/13 (1) at COL	Kris Johnson	6.0ip, 4h, 2r, 2er, 3bb, 3k	L, 2-1
	7/25/13 (1) at CLT	Stolmy Pimentel	6.0ip, 6h, 1r, 1er, 0bb, 3k	L, 1-0
	7/25/13 (2) at CLT	Brandon Cumpton	6.0ip, 9h, 5r, 4er, 2bb, 2k	L, 5-4
HISTORY	5/7/12 vs. LHV	Jo-Jo Reyes	9.0ip, 3h, 0r, 0er, 1bb, 8k	W, 4-0
	7/13/12 vs. COL	Daniel Cabrera	9.0ip, 6h, 2r, 2er, 2bb, 2k	L, 2-0
	7/21/12 (1) at TOL	Rudy Owens	6.0ip, 6h, 3r, 3er, 2bb, 4k	L, 3-1
	8/9/12 vs. CLT	Justin Wilson	8.0ip, 0h, 0r, 0er, 1bb, 5k	W, 3-0
	8/29/11 at TOL	Nelson Figueroa	9.0ip, 8h, 1r, 1er, 0bb, 10k	W, 9-1
	6/24/10 vs. DUR	Charlie Morton	9.0ip, 2h, 1r, 1er, 1bb, 4k	W, 9-1
	5/2/09 (1) vs. ROC	Tom Gorzelanny	7.0ip, 8h, 5r, 2er, 0bb, 4k	L, 5-1
	6/17/09 (1) vs. GWN	Virgil Vasquez	7.0ip, 5h, 2r, 2er, 1bb, 2k	W, 3-2
	7/3/09 at LOU	Tom Gorzelanny	8.0ip, 5h, 1r, 0er, 0bb, 5k	L, 1-0
	7/5/09 (1) vs. LOU	Ian Snell	7.0ip, 5h, 0r, 0er, 1bb, 6k	W, 1-0
GENERAL	7/28/07 vs. CLT	Michael Tejera	9.0ip, 6h, 1r, 1er, 1bb, 2k	W, 7-1
	8/27/07 (1) vs. COL	Jon Van Benschoten	7.0ip, 4h, 0r, 0er, 1bb, 5k	W, 7-0
*The Indians played as the away team in Game 2 of a doubleheader at Victory Field				
154	2022 INDIANAPOLIS INDIANS MEDIA GUIDE			

VICTORY FIELD ERA RECORDS

Indians Complete Games (cont.)

Date	Pitcher	Pitching Line	Final Score
8/5/06 (1) at COL	Ryan Vogelsong	6.0ip, 4h, 3r, 3er, 1bb, 4k	L, 3-1
8/12/06 (1) at DUR	Ron Chiavacci	9.0ip, 5h, 0r, 0er, 1bb, 6k	W, 9-5
4/29/05 vs. COL	Cory Stewart	9.0ip, 5h, 3r, 3er, 3bb, 5k	L, 3-2
5/15/05 vs. NOR	Ian Snell	9.0ip, 0h, 0r, 0er, 1bb, 9k	W, 4-0
6/7/05 at SWB	Bryan Bullington	8.0ip, 6h, 4r, 2er, 1bb, 3k	L, 4-3
6/14/05 (1) at ROC	Zach Duke	7.0ip, 6h, 3r, 2er, 1bb, 5k	W, 5-3
8/31/05 (1) vs. TOL	Ian Snell	7.0ip, 4h, 1r, 1er, 0bb, 4k	L, 1-0
6/14/04 (2) at CLT	Pedro Liriano	6.0ip, 6h, 2r, 2er, 2bb, 5k	L, 2-1
7/9/04 vs. OTT	Ben Hendrickson	5.0ip, 4h, 0r, 0er, 2bb, 1k	W, 3-0
7/31/04 at TOL	Wes Obermueller	8.0ip, 6h, 2r, 1er, 2bb, 5k	L, 2-0
8/20/04 vs. LOU	Ben Hendrickson	9.0ip, 2h, 0r, 0er, 1bb, 6k	W, 1-0
6/23/03 (1) at PAW	Glendon Rusch	7.0ip, 3h, 3r, 3er, 1bb, 5k	W, 4-3
8/6/03 (1) at TOL	Pasqual Coco	6.0ip, 6h, 3r, 3er, 1bb, 2k	L, 3-2
8/18/03 (1) vs. TOL	Ben Ford	7.0ip, 6h, 1r, 1er, 1bb, 6k	W, 3-1
5/7/02 at PAW	Jimmy Osting	9.0ip, 2h, 1r, 1er, 2bb, 8k	W, 5-1
5/26/02 at BUF	Andrew Lorraine	8.0ip, 5h, 1r, 1er, 2bb, 3k	L, 0-1
6/17/02 (1) at OTT	Jimmy Osting	7.0ip, 4h, 0r, 0er, 1bb, 10k	W, 2-0
6/26/02 at DUR	Tim Harikkala	9.0ip, 10h, 4r, 4er, 2bb, 2k	W, 8-4
7/11/02 (1) vs. CLT	Jimmy Osting	7.0ip, 4h, 2r, 2er, 1bb, 4k	L, 2-0
7/20/02 at SYR	Andrew Lorraine	8.0ip, 7h, 3r, 2er, 1bb, 3k	L, 3-1
5/24/01 at PAW	Tom Fordham	4.0ip, 3h, 3r, 3er, 2bb, 5k	L, 3-1
7/18/01 vs. COL	Butch Henry	9.0ip, 5h, 3r, 3er, 2bb, 7k	W, 10-3
7/22/01 vs. TOL	Tim Harikkala	9.0ip, 6h, 1r, 1er, 0bb, 5k	W, 7-1
5/23/00 (1) at SWB	Everett Stull	7.0ip, 7h, 0r, 0er, 3bb, 7k	W, 7-0
7/1/00 vs. PAW	Horacio Estrada	9.0ip, 4h, 2r, 2er, 1bb, 4k	W, 7-2
7/13/00 (1) at TOL	Horacio Estrada	7.0ip, 3h, 0r, 0er, 2bb, 5k	W, 3-0
7/14/00 (2) at TOL	Ben Sheets	7.0ip, 1h, 1r, 0er, 0bb, 8k	W, 2-1
7/28/00 at SYR	Rafael Roque	9.0ip, 7h, 0r, 0er, 1bb, 5k	W, 2-0
8/7/00 at LOU	Horacio Estrada	9.0ip, 4h, 0r, 0er, 1bb, 2k	W, 8-0
8/31/00 vs. LOU	Allen Levrault	9.0ip, 2h, 1r, 1er, 0bb, 9k	W, 5-1
5/27/99 at SWB	Giovanni Carrara	9.0ip, 3h, 0r, 0er, 1bb, 9k	W, 5-0
6/17/99 (1) at DUR	Giovanni Carrara	6.0ip, 8h, 3r, 3er, 2bb, 3k	L, 3-1
6/30/99 vs. LOU	Keith Glauber	9.0ip, 4h, 0r, 0er, 0bb, 8k	W, 3-0
8/15/99 vs. CLT	Denny Harriger	9.0ip, 3h, 1r, 1er, 0bb, 8k	W, 4-1
5/26/98 at SWB	Steve Parris	9.0ip, 4h, 0r, 0er, 3bb, 9k	W, 5-0
6/13/98 (2) vs. OTT	Rod Bolton	7.0ip, 4h, 0r, 0er, 2bb, 5k	W, 3-0
7/30/98 (2) at RIC	Mark Corey	6.0ip, 4h, 3r, 3er, 3bb, 2k	L, 3-2
5/17/97 at BUF	Giovanni Carrara	8.0ip, 3h, 2r, 1er, 3bb, 7k	L, 2-1
7/2/97 at NAS	Pedro Martinez	9.0ip, 6h, 0r, 0er, 2bb, 2k	W, 9-0
8/8/97 (1) vs. NAS	Scott Kligenbeck	7.0ip, 4h, 2r, 2er, 0bb, 4k	W, 7-2
8/10/97 (1) vs. NAS	Giovanni Carrara	7.0ip, 11h, 6r, 5er, 1bb, 2k	L, 6-3
8/20/97 (1) at NAS	Scott Kligenbeck	7.0ip, 7h, 3r, 3er, 3bb, 3k	W, 8-3
8/23/97 vs. LOU	Steve Parris	9.0ip, 1h, 0r, 0er, 3bb, 11k	W, 2-0
8/29/97 vs. LOU	Rod Bolton	9.0ip, 4h, 0r, 0er, 0bb, 3k	W, 2-0
9/1/97 at LOU	Jim Crowell	9.0ip, 6h, 0r, 0er, 3bb, 2k	W, 10-0
7/24/96 (1) at NO	Travis Buckley	6.0ip, 1h, 1r, 1er, 2bb, 1k	L, 1-0
7/26/96 at LOU	Giovanni Carrara	9.0ip, 2h, 0r, 0er, 0bb, 7k	W, 3-0
8/5/96 at NAS	Kirt Ojala	9.0ip, 2h, 2r, 1er, 3bb, 2k	W, 7-2
9/1/96 at LOU	Tim Pugh	9.0ip, 2h, 0r, 0er, 2bb, 5k	W, 3-0

Career Leaders

5 - Giovanni Carrara	2 - Tom Gorzelanny
4 - Casey Sadler	2 - Tim Harikkala
3 - Horacio Estrada	2 - Ben Hendrickson
3 - Jimmy Osting	2 - Nick Kingham
3 - Ian Snell	2 - Scott Kligenbeck
2 - Rod Bolton	2 - Andrew Lorraine
2 - Brandon Cumpston	

ORGANIZATION

2022 INDIANS

INTERNATIONAL
LEAGUE

2021 REVIEW

PIRATES

HISTORY

GENERAL

ORGANIZATION	VICTORY FIELD ERA RECORDS					
	Monthly Team Batting (Since 2005)					
	Batting Average	Hits	Runs*			
2022 INDIANS	August 2009	.292	August 2009	305	June 1999	192
	May 2015	.291	August 2005	299	August 2000	178
	June 2018	.289	May 2007	298	August 1999	173
	April 2007	.289	May 2015	287	June 2005	170
	June 2011	.287	August 2008	284	May 1999/May 1998	169
	Doubles		Triples		Home Runs	
INTERNATIONAL LEAGUE	May 2018	74	June 2016	14	June 2005	39
	August 2017	67	June 2012	14	June 2008	36
	June 2005	67	June 2011	13	July 2019	34
	June 2018	66	April 2014	12	May 2013	34
	*Seven tied at	65	June 2013/June 2010	12	April 2019/August 2009/May 2005	32
	RBI		Stolen Bases		Walks	
2021 REVIEW	June 2005	158	July 2006	60	May 2013	128
	June 2012	153	August 2008	51	July 2010	125
	May 2007	146	May 2008	46	April 2013	121
	August 2009	145	August 2015	44	June 2016	119
	June 2016/May 2013	143	August 2005	44	June 2012	118
	Monthly Team Pitching (Since 2005)					
PIRATES	Wins*		Losses*		Games*	
	August 1997	23	July 2004	23	August 1997	33
	May 2017	21	August 2019	20	August 2003	32
	June 1997	21	June 2019	19	June 1996	32
	April 2013	20	July 2014	19	May 2009	31
	June 2012/August 2000	20	June 2004/July 2002	19	*Five others tied at	31
HISTORY	Innings Pitched		ERA		Saves*	
	May 2012	278.1	May 2012	2.52	June 1997	16
	August 2005	275.0	August 2015	2.57	May 2019	14
	August 2011	272.0	April 2013	2.58	May 1999	13
	August 2007	272.0	April 2007	2.68	April 2013	12
	August 2015/July 2012	270.0	April 2016	2.70	May 2007/May 2006/June 1999	12
GENERAL	Hit Batters		Walks		Strikeouts	
	July 2016	21	May 2007	145	July 2019	274
	May 2014	21	May 2013	124	August 2012	260
	July 2012	19	August 2019	123	August 2019	255
	May 2010	19	April 2019	113	June 2017	244
	August 2015	18	May 2017	112	April 2013	242
*Monthly totals for runs, wins, losses, games played and saves date back to 1996						

156

2022 INDIANAPOLIS INDIANS MEDIA GUIDE

VICTORY FIELD ERA RECORDS

Home/Road, Monthly Records

Year	Home	Road	April	May	June	July	August	Sept/Oct	Overall
2021	34-30	27-37	--	11-12	15-11	10-16	13-14	12-14	61-67
2019	32-38	34-36	13-11	18-9	10-19	14-14	10-20	1-1	66-74
2018	40-30	33-37	11-10	14-16	18-10	16-13	12-17	2-1	73-67
2017	44-27	35-36	7-15	21-8	17-12	14-14	18-12	2-2	79-63
2016	37-35	33-39	11-10	15-14	17-13	12-17	12-17	3-3	70-74
2015	43-29	40-32	12-10	18-11	17-11	14-14	19-11	3-4	83-61
2014	37-35	36-36	17-8	16-14	14-15	11-19	15-14	0-1	73-71
2013	41-31	39-33	20-7	17-12	18-11	10-18	15-14	0-2	80-64
2012	48-24	41-31	12-11	19-11	20-9	17-13	18-11	3-0	89-55
2011	37-35	39-33	7-17	17-12	18-11	15-13	17-13	2-2	76-68
2010	36-36	35-37	11-11	15-14	18-11	12-17	12-17	3-3	71-73
2009	36-36	34-37	8-10	15-16	14-14	14-15	17-13	2-5	70-73
2008	37-35	31-41	13-14	15-15	12-16	12-16	15-15	1-0	68-76
2007	39-33	31-40	13-9	18-12	14-15	10-18	15-16	0-3	70-73
2006	40-33	36-33	13-11	17-10	14-15	16-12	14-16	2-2	76-66
2005	41-31	37-35	13-10	18-11	15-14	15-13	15-15	2-3	78-66
2004	37-36	29-42	13-6	15-15	9-19	8-23	19-12	2-3	66-78
2003	35-37	29-41	8-16	11-18	19-10	11-17	15-17	0-0	64-78
2002	35-38	32-38	14-12	12-18	15-13	9-19	17-12	0-2	67-76
2001	41-31	25-47	13-12	12-18	18-11	10-18	12-17	1-2	66-78
2000	38-34	43-29	13-8	16-14	14-15	15-16	20-9	3-1	81-63
1999	38-35	37-34	10-12	17-12	19-11	12-15	14-16	3-3	75-69
1998	45-26	31-41	12-6	16-14	16-11	15-16	12-17	5-3	76-67
1997	49-23	36-36	11-12	14-14	21-9	15-14	23-10	1-0	85-59
1996 (Total)	40-32	38-34	12-10	17-13	14-18	17-12	17-12	1-1	78-66
1996 (VF)	18-8	13-13	--	--	--	13-8	17-12	1-1	31-21
Totals	980-810 (.547)	861-915 (.485)	287-258 (.527)	394-333 (.542)	396-324 (.550)	324-392 (.453)	386-357 (.520)	55-62 (.470)	
VF Totals	958-786 (.549)	836-894 (.483)	275-248 (.526)	377-320 (.541)	382-306 (.555)	320-388 (.452)	386-357 (.520)	55-62 (.470)	
Best (by pct.)	49-23 (.681)	43-29 (.597)	20-7 (.741)	21-8 (.724)	21-9 (.700)	17-12 (.586)	23-10 (.697)	3-0 (1.000)	
Worst (by pct.)	32-38 (.457)	25-47 (.347)	7-17 (.292)	11-18 (.379)	9-19 (.321)	8-23 (.258)	10-20 (.333)	0-3 (.000)	

Best Record Since 1996 (by pct.): 89-55 (.618)

Worst Record Since 1996 (by pct.): 64-78 (.451)

ORGANIZATION

2022 INDIANS

INTERNATIONAL
LEAGUE

2021 REVIEW

PIRATES

HISTORY

GENERAL

VICTORY FIELD ERA RECORDS

Monthly Individual Batting Leaders (Since 2005)

Batting Average <i>(Min. 75 AB)</i>		Hits	Runs		
Brock Holt (August 2012)	.432	Josh Bell (June 2016)	43	Austin Meadows (May 2017)	28
Matt Hague (June 2011)	.402	Matt Hague (June 2011)	43	Jordy Mercer (August 2011)	26
Gregory Polanco (April 2014)	.400	Alen Hanson (May 2015)	42	Starling Marte (June 2012)	25
Adam Frazier (June 2016)	.391	Brock Holt (August 2012)	41	Josh Bell (June 2016)	24
Jake Elmore (April 2019)	.390	Alex Presley (May 2011)	40	Alex Presley (May 2011)	23
Steve Pearce (April 2010)	.367	Rajai Davis (May 2007)	40	Alex Presley (July 2010)	23
Josh Bell (June 2016)	.364	Kevin Newman (May 2018)	39	Alen Hanson (May 2015)	22
Chris Dickerson (May 2014)	.364	Starling Marte (June 2012)	39	Jose Tabata (May 2010)	22
Brandon Boggs (June 2012)	.364	Gregory Polanco (April 2014)	38	Tagg Bozied/Brian Myrow (August 2009)	22
Alen Hanson (May 2015)	.362	Josh Harrison (June 2013)	37	Andrew McCutchen (May 2009)	22
*One other tied at	.362	*Five others tied at	37	*One other tied at	22
Doubles		Triples	Home Runs		
Neil Walker (August 2009)	14	Alen Hanson (May 2015)	5	Michael Ryan (July 2007)	10
Christopher Bostick (May 2018)	13	Josh Harrison (June 2013)	5	Brad Eldred (July 2005)	10
Jordan Luplow (May 2018)	12	Starling Marte (June 2012)	5	Will Craig (May 2019)	8
Josh Harrison (June 2013)	12	Andrew McCutchen (April 2009)	5	Danny Ortiz (July 2017)	8
Matt Hague (July 2011)	12	Keon Broxton (July 2015)	4	Max Moroff (May 2017)	8
Kevin Kramer (June 2018)	11	Michael Martinez (April 2014)	4	Willy Garcia (August 2015)	8
Jose Osuna (July 2016)	11	Alex Presley (July 2013)	4	Brandon Moss (July 2010)	8
Tony Sanchez (July 2014)	11	Brian Bixler (June 2008)	4	Will Craig (April 2019)	7
Andrew Lambo (April 2014)	11	Brian Bixler (May 2007)	4	Josh Bell (June 2016)	7
Hague/Gorkys Hernandez (June 2011)	11	Chris Duffy (May 2005)	4	Andrew Lambo (July 2013)	7
*One other tied at	11			*Four others tied at	7
RBI		Stolen Bases	Walks		
Brandon Moss (July 2010)	31	Felix Pie (May 2013)	15	Max Moroff (June 2016)	23
Pedro Alvarez (May 2010)	30	Rajai Davis (May 2007)	15	Keon Broxton (August 2015)	22
Neil Walker (August 2009)	29	Eury Perez (June 2017)	13	Brian Myrow (July 2009)	22
Starling Marte (June 2012)	28	Nyjer Morgan (July 2008)	13	Max Moroff (May 2017)	21
Josh Bell (June 2016)	26	Nyjer Morgan (April 2007)	13	Max Moroff (August 2016)	21
Brandon Moss (June 2010)	26	Chris Duffy (July 2006)	13	Brett Carroll (June 2013)	20
Brad Eldred (July 2005)	26	Alen Hanson (July 2016)	12	Max Moroff (August 2018)	19
Gregory Polanco (April 2014)	25	Keon Broxton (August 2015)	12	Matt Hague (May 2014)	19
Brian Myrow (August 2009)	25	Nyjer Morgan (August 2008)	12	Matt Hague (July 2013)	19
Michael Ryan (July 2007)	25	Andrew McCutchen (May 2008)	12	Jerry Sands (May 2013)	19
		*Three others tied at	12	*Two others tied at	19

Monthly Individual Pitching Leaders (Since 2005)

Wins		Losses		Games	
Tyler Glasnow (July 2017)	5	Beau Sulser (September 2021)	4	Atahualpa Severino (August 2013)	15
Steven Brault (June 2017)	5	Brandon Waddell (August 2019)	4	Jared Hughes (August 2011)	14
John Van Benschoten (May 2007)	5	Adam Wilk (August 2014)	4	Justin Thomas (June 2011)	14
Brandon Duckworth (May 2006)	5	Adam Wilk (July 2014)	4	Blake Wood (August 2015)	13
Tyler Eppler/Clay Holmes (June 2018)	4	Adam Wilk (May 2014)	4	Bobby LaFromboise (July 2015)	13
Nick Kingham (August 2017)	4	Brian Burres/Sean Gallagher (April 2011)	4	Tim Wood (July 2012)	13
Trevor Williams (July 2016)	4	Michael Crotta (August 2010)	4	Tim Wood (May 2012)	13
Frank Duncan (June 2016)	4	Bryan Bullington/Ty Taubenheim (April 2008)	4	Daniel Moskos (August 2011)	13
Adrian Sampson (May 2015)	4	Bullington/Marty McLeary (August 2007)	4	Justin Thomas (July 2011)	13
Charlie Leesman (April 2015)	4	Josh Sharpless (July 2007)	4	Cesar Valdez (May 2011)	13
*18 others tied at	4	Matt Ginter (August 2006)	4	*Four others tied at	13
Innings Pitched		ERA <i>(min. 250 IP)</i>		Saves	
Stolmy Pimentel (July 2013)	40.2	Nick Kingham (June 2014)	0.34	Tim Wood (May 2011)	8
Rudy Owens (May 2012)	40.2	Clay Holmes (June 2018)	0.71	Mark Corey (August 2005)	8
Ross Ohlendorf (August 2008)	40.2	Tyler Glasnow (June 2016)	0.79	Blake Wood (May 2015)	7
Michael Tejera (July 2007)	40.2	Tyler Glasnow (August 2015)	0.81	Tim Wood (June 2012)	7
Tom Gorzelanny (May 2006)	40.2	Trevor Williams (July 2016)	0.98	Tim Wood (July 2011)	7
Zach Duke (May 2005)	40.1	Kris Johnson (July 2013)	1.00	Chris Bootcheck (June 2009)	7
Nick Kingham (August 2017)	40.0	J.T. Brubaker (August 2018)	1.01	Johnny Hellweg (May 2018)	6
Adam Wilk (July 2014)	40.0	Tom Gorzelanny (July 2009)	1.11	Blake Wood (June 2015)	6
Brandon Duckworth (May 2006)	40.0	Bryan Bullington (April 2007)	1.17	Blake Wood (April 2015)	6
Casey Sadler (May 2015)	39.2	Ian Snell (July 2009)	1.19	Andy Oliver (June 2014)	6
*Two others tied at	39.2			*10 others tied at	6
Hit Batters		Walks		Strikeouts	
Justin Masterson (July 2016)	9	Andy Oliver (June 2013)	32	Tyler Glasnow (July 2017)	54
Cam Vieaux (August 2021)	5	Tyler Glasnow (June 2016)	26	Tyler Glasnow (August 2017)	46
James Marvel (July 2021)	5	Andy Oliver (May 2013)	26	Ian Snell (May 2005)	43
Eduardo Vera (May 2019)	5	Sean Burnett (May 2007)	23	Radhames Liz (July 2015)	41
Nick Kingham (August 2018)	5	Clay Holmes (May 2018)	21	Tom Gorzelanny (May 2006)	41
Frank Duncan (June 2016)	5	Cory Stewart (June 2005)	21	Tyler Glasnow (May 2016)	39
Sean Gallagher (April 2011)	5	Justin Wilson (July 2012)	20	Tyler Glasnow (August 2015)	39
Donnie Veal (May 2010)	5	Andy Oliver (April 2013)	19	Andy Oliver (April 2013)	39
Bobby Bradley (April 2005)	5	Marty McLeary (June 2007)	19	Rick van den Hurk (August 2012)	38
*21 tied at	4	Tyler Glasnow (May 2016)	18	Tyler Glasnow (June 2016)	36
		*Three others tied at	18	*One other tied at	36

VICTORY FIELD ERA RECORDS

Opponent Single-Game Team Batting Records

Team Batting	Record	Home/Road
Most Runs	21	21 - 4/24/98 vs. DUR 20 - 7/20/98 at ROC
Most Runs, Inning	13	11 - 7/28/08 vs. SYR (2nd inn.) 13 - 7/20/98 at ROC (3rd inn.)
Most Hits	23	23 - 5/9/14 vs. NOR 21 - 7/12/07 at ROC
Most Doubles	9	8 - 9/3/10 vs. LOU 9 - 7/26/03 at DUR
Most Triples	4	3 - 4/30/08 vs. COL 4 - 8/31/98 at TOL
Most Home Runs.....	7	7 - 7/15/19 vs. SYR 6 - 6/21/15 at CLT 5/19/12 at BUF 7/28/05 at SYR
Most RBI	20	19 - 7/15/19 vs. SYR 4/24/98 vs. DUR 20 - 7/20/98 at ROC
Most Stolen Bases	8	8 - 6/6/13 vs. DUR 5 - 5/18/18 at DUR 7/8/12 at COL
Most Walks	14	14 - 7/6/09 vs. LOU 12 - 9/1/15 at COL
Most Strikeouts.....	20	19 - 7/30/17 vs. PAW 20 - 8/15/03 (1) at CLT
Most Left on Base	19	16 - 4/18/02 vs. CLT 19 - 8/15/03 (1) at CLT

Opponent Single-Game Team Pitching Records

Team Pitching	Record	Home/Road
Most Runs Allowed	21	19 - 5/6/04 vs. CLT 21 - 7/6/17 at COL
Most Hits Allowed	23	22 - 5/31/05 vs. LOU 7/23/01 vs. TOL 23 - 4/27/18 at COL
Most Home Runs Allowed.....	(2x) 7	5 - 6/27/10 vs. TOL 7 - 7/6/17 at COL 7/3/97 at NAS
Most Hit Batters	6	4 - MR: 7/16/07 vs. SWB 6 - 7/17/09 at PAW
Most Walks Allowed	(2x) 13	11 - 7/5/00 (2) vs. NOR 8/12/97 vs. NAS 13 - 7/6/17 at COL 7/6/98 at LOU
Most Strikeouts.....	22	22 - 4/20/19 vs. LOU 17 - 6/12/05 at ROC 5/2/98 at COL
Most Wild Pitches	(2x) 5	5 - 7/13/17 vs. LOU 6/28/12 vs. TOL 4 - 7/27/19 at ROC

ORGANIZATION

2022 INDIANS

INTERNATIONAL
LEAGUE

2021 REVIEW

PIRATES

HISTORY

GENERAL

VICTORY FIELD ERA RECORDS

Opponent Single-Game Individual Batting Records

Individual Batting	Record	Home/Road
Most At-Bats	(3x) 8	7 - MR: Rajai Davis, Danny Espinosa, 7/15/19 vs. SYR 8 - Ross Gload, Jamie Burke, Jorge Nunez, 8/15/03 (1) at CLT
Most Runs	(2x) 5	5 - Patt Lennon, 5/16/00 vs. OTT 5 - Brent Abernathy, 6/19/04 at BUF
Most Hits	6	6 - Larry Bigbie, 5/6/02 vs. ROC 5 - MR: Greg Allen, 6/29/18 at COL
Most Doubles	4	3 - MR: Jose Peraza, 8/17/16 vs. LOU 4 - Joe Crede, 5/10/01 at CLT
Most Triples	3	2 - MR: Phil Gosselin, 8/18/19 vs. LHV 3 - Henry Mateo, 6/9/01 at OTT
Most Home Runs.....	(4x) 3	3 - Austin Kearns, 7/5/05 vs. LOU Russell Branyan, 7/22/99 vs. BUF 3 - Vinny Rottino, 5/19/12 at BUF Valentino Pascucci, 6/18/10 at BUF
Most RBI.....	9	9 - Scott McClain, 4/24/98 vs. DUR 8 - Freddy Garcia, 7/27/00 at PAW
Most Stolen Bases	(3x) 4	4 - Rich Thompson, 6/6/13 vs. DUR Anton French, 5/15/03 vs. PAW 4 - Freddy Guzman, 7/30/08 at TOL
Most Walks	5	5 - Drew Stubbs, 7/6/09 vs. LOU 4 - Mitch Garver, 5/27/17 at ROC
Most Strikeouts.....	5	5 - Francisco Arcia, 6/2/14 vs. SWB 4 - MR: Gabriel Cancel, 9/24/21 at OMA

Opponent Single-Game Individual Pitching Records

Individual Pitching	Record	Home/Road
Most Hits Allowed	16	15 - Mike Maroth, 7/23/01 vs. TOL 16 - Joe Martinez, 5/31/13 at COL
Most Runs Allowed	(5x) 11	11 - Ben Hendrickson, 8/17/08 vs. DUR Felipe Lira, 8/20/99 vs. TOL Kennie Steenstra, 5/13/97 vs. IOW 11 - Jason Olsen, 6/11/99 (2) at CLT Rich Pratt, 7/3/97 at NAS
Most ER Allowed	(3x) 11	11 - Ben Hendrickson, 8/17/08 vs. DUR Felipe Lira, 8/20/99 vs. TOL 11 - Rich Pratt, 7/3/97 at NAS
Most Hit Batters	(3x) 4	3 - Matt Maloney, 4/22/08 vs. LOU 4 - Charlie Zink, 7/17/09 at PAW Ryan Drese, 6/27/01 at BUF Willie Banks, 5/31/01 at SYR
Most Walks Allowed	8	8 - Mike Bertotti, 8/12/97 vs. NAS 8 - Dontrelle Willis, 8/30/09 at TOL
Most Strikeouts.....	(2x) 14	14 - Matt Andriese, 5/3/16 vs. DUR Rick Helling, 7/11/96 vs. OKC* 13 - Boof Bonser, 6/12/05 at ROC
Most Wild Pitches	5	5 - Andy Oliver, 6/28/12 vs. TOL 3 - Fernando Romero, 7/27/19 at ROC

**First Game at Victory Field*

VICTORY FIELD ERA RECORDS

Win/Loss Team Records

Team Win/Loss	High (Record)	Year	Low (Record)	Year
Wins	89 (89-55)	2012	64 (64-78)	2003
Wins (Home)	49 (49-23)	1997	32 (32-38)	2019
Wins (Road)	43 (43-29)	2000	25 (25-47)	2001
Wins (Only Full Months Included)	23 (23-10)	August 1997	7 (7-15/7-17)	April 2017/April 2011
Losses	78 (66-78/64-78/66-78)	2004/2003/2001	55 (89-55)	2012
Losses (Home)	38 (32-38/35-38)	2019/2002	23 (49-23)	1997
Losses (Road)	47 (25-47)	2001	29 (43-29)	2000
Losses (Only Full Months Included)	23 (8-23)	July 2004	6 (13-6/12-6)	April 2004/April 1998

Win/Loss Team Streaks

Longest Winning Streaks		Longest Losing Streaks	
14	7/28-8/9/97	13	7/10-24(1)/04
8 (2x)	5/16-21/17	10	8/6(2)-16/98
	6/27-7/4/12	8	6/29-7/5/10
7 (7x)	MR: 6/2-9/18	7	(6x) MR: 5/23-30/21
Wins, Start Season	5 (2x) - 4/4-8(1)/14	Losses, Start Season	4 - 4/7-10/11
	4/6-10/00	Losses, Home	9 (2x) - 7/1-22/10
Wins, Home	9 (2x) - 4/25-5/12/13		5/5-22/02
	6/9-20/97	Losses, Road	8 (3x) - MR: 6/27-7/14/07
Wins, Road	12 - 5/25(2)-6/24/03		

Longest Games

Longest Games (Time)	Longest Games (Innings)
6:20	8/15/03 (1) at CLT (18 inn.)
5:32 (:19 delay)	7/10/13 at COL (16 inn.)
4:57	4/26/10 at LOU (15 inn.)
4:46	7/2/12 at LOU (14 inn.)
4:42	6/9/13 vs. NOR (13 inn.)
	18 innings
	16 innings
	16 innings (:19 delay)
	15 innings
	(3x) MR: 5/24/12 vs. LOU

Top 10 Longest Games (Time) — Home

4:42	6/9/13 vs. NOR (13 inn.)
4:41	5/12/12 vs. NOR (14 inn.)
4:35	7/19/01 vs. COL (12 inn.)
4:33	6/4/13 vs. DUR (13 inn.)
4:33	5/24/12 vs. LOU (15 inn.)
4:19	6/20/21 vs. MEM (11 inn.)
4:19	8/1/15 vs. CLT (13 inn.)
4:19	4/12/09 vs. TOL (14 inn.)
4:18	4/19/06 vs. OTT (15 inn.)
4:17 ...	5/10/14 vs. NOR (12 inn.); 6/24/06 vs. RIC (12 inn.)

Top 10 Longest Games (Time) — Road

6:20	8/15/03 (1) at CLT (18 inn.)
5:32 (:19 delay)	7/10/13 at COL (16 inn.)
4:57	4/26/10 at LOU (15 inn.)
4:46	7/2/12 at LOU (14 inn.)
4:41	6/8/12 at PAW (13 inn.)
4:32	6/3/16 at TOL (13 inn.)
4:24	4/18/98 at CLT (14 inn.)
4:23	7/31/18 at COL (12 inn.)
4:22	7/23/12 at TOL (14 inn.)
4:18	6/21/16 at GWN (12 inn.)

Longest Game (Time) — 9.0 Innings

3:58 (:54 delay)	7/21/06 at RIC
------------------	----------------

Top 10 Longest Games (Innings) — Home

16 innings	9/4/09 vs. LOU
15 innings	5/24/12 vs. LOU
15 innings	4/19/06 vs. OTT
14 innings	5/12/12 vs. NOR
14 innings	4/12/09 vs. TOL
14 innings	4/21/01 vs. RIC
13 innings	(14x) MR: 8/24/15 vs. LOU

Top 10 Longest Games (Innings) — Road

18 innings	8/15/03 (1) at CLT
16 innings (:19 delay)	7/10/13 at COL
15 innings	4/26/10 at LOU
14 innings	7/23/12 at TOL
14 innings	7/2/12 at LOU
14 innings	6/16/01 at ROC
14 innings	7/3/00 at LOU
14 innings	4/18/98 at CLT
14 innings	6/15/97 at NO
13 innings	(11x) MR: 8/20/17 at SYR

VICTORY FIELD ERA RECORDS

Shortest Games

Shortest Games (Time)

1:19 (1:44 delay)	7/12/08 vs. TOL (5 inn.)
1:19	7/9/04 vs. OTT (5 inn.)
1:23 (3:26 delay)	8/14/18 at SWB (5 inn.)
1:23 (1:00 delay)	5/6/18 vs. GWN (5 inn.)
1:25	5/24/01 at PAW (5 inn.)

Top 10 Shortest Games (Time) — Home

1:19 (1:44 delay)	7/12/08 vs. TOL (5 inn.)
1:19	7/9/04 vs. OTT (5 inn.)
1:23 (1:00 delay)	5/6/18 vs. GWN (5 inn.)
1:30	7/11/02 (2) vs. CLT (7 inn.)
1:38	7/15/21 vs. OMA (5 inn.)
1:38	7/5/19 (2) vs. TOL (7 inn.)
1:38	6/17/00 (1) vs. SYR (7 inn.)
1:41	8/31/05 (1) vs. TOL (8 inn.)
1:43	4/18/01 (1) vs. LOU (7 inn.)
1:43	8/8/97 (1) vs. NAS (7 inn.)

Top 10 Shortest Games (Time) — Road

1:23 (3:26 delay)	8/14/18 at SWB (5 inn.)
1:25	5/24/01 at PAW (5 inn.)
1:31	7/24/96 (1) at NO (7 inn.)
1:32	6/17/02 (1) at OTT (7 inn.)
1:33	7/23/04 (1) at RIC (7 inn.)
1:33	8/16/98 at DUR (5 inn.)
1:35	7/14/00 (2) at TOL (7 inn.)
1:36	6/3/97 (1) at BUF (7 inn.)
1:39	8/15/18 (2) at SWB (7 inn.)
1:40	(4x) MR: 7/25/13 (1) at CLT (7 inn.)

Shortest Games (Innings)

5 innings (1:40 delay)	7/15/21 vs. OMA
5 innings (3:26 delay)	8/14/18 at SWB
5 innings (1:00 delay)	5/6/18 vs. GWN
5 innings (1:44 delay)	7/12/08 vs. TOL
5 innings	7/9/04 vs. OTT
5 innings	5/24/01 at PAW
5 innings	8/16/98 at DUR
6 innings (:53 delay)	(5x) MR: 6/21/18 vs. NOR

Top 10 Shortest Games (Innings) — Home

5 innings (1:40 delay)	7/15/21 vs. OMA
5 innings (1:00 delay)	5/6/18 vs. GWN
5 innings (1:44 delay)	7/12/08 vs. TOL
5 innings	7/9/04 vs. OTT
6 innings (:53 delay)	6/21/18 vs. NOR
6 innings	5/21/99 vs. PAW
7 innings	(Many) MR: 9/5/21 (2) vs. IOW

Top 10 Shortest Games (Innings) — Road

5 innings (3:26 delay)	8/14/18 at SWB
5 innings	5/24/01 at PAW
5 innings	8/16/98 at DUR
6 innings (1:17 delay)	7/8/10 at COL
6 innings	7/7/04 at SYR
6 innings	8/18/01 at TOL
7 innings	(Many) MR: 8/4/21 (2) at IOW

* Indians Played as Away Team

SHORTEST GAMES OF THE VICTORY FIELD ERA

Each of the Indians' top 10 shortest games (time), both home and away, have occurred in contests lasting less than 9.0 innings. However, dating back to the beginning of the Victory Field Era (1996), the Indians all-time shortest 9.0-inning home game clocks in at 1:49 on 5/13/98 vs. Pawtucket, while the shortest road contests spanned a time frame of 1:56 (twice), with the most recent occurrence on 5/13/04 at Rochester.

Largest Crowds

Top 10 Largest Home Crowds

16,168	7/22/00 vs. COL
16,087	5/30/98 vs. BUF
16,084	8/30/97 vs. LOU
16,068	8/30/03 vs. COL
16,062	7/4/04 vs. LOU
15,983	7/4/02 vs. LOU
15,898	6/19/99 vs. ROC
15,880	7/4/00 vs. LOU
15,864	7/4/01 vs. OTT
15,861	8/21/99 vs. TOL

Top 10 Largest Opponent Crowds

28,540	7/26/97 at LOU
20,050	7/4/96 at BUF
17,080	6/29/01 at BUF
16,705	4/3/97 at LOU
16,346	7/5/96 at BUF
15,491	9/1/96 at LOU
15,221	6/8/09 at BUF
15,187	4/8/96 at BUF
15,051	7/7/96 at BUF
14,818	8/15/97 at BUF

VICTORY FIELD ERA RECORDS

Margins of Victory/Defeat

Largest Margins of Victory

20	21-1, 7/6/17 at COL
16	17-1, 7/22/13 at CLT
16	16-0, 6/11/12 vs. ROC
16	19-3, 5/6/04 vs. CLT
16	18-2, 6/23/97 vs. IOW

Largest Margins of Defeat

19	20-1, 7/15/19 vs. SYR
16	17-1, 8/5/03 vs. COL
15	16-1, 7/27/21 at STP
15	16-1, 8/9/07 at LOU
14	(3x) MR: 15-1, 7/6/09 vs. LOU

Top 10 Largest Margins of Victory — Home

16	16-0, 6/11/12 vs. ROC
16	19-3, 5/6/04 vs. CLT
16	18-2, 6/23/97 vs. IOW
14	15-1, 5/31/05 vs. LOU
13	13-0, 7/19/05 vs. SYR
12	14-2, 7/10/14 (2) vs. COL
12	15-3, 6/27/10 vs. TOL
12	13-1, 8/28/04 vs. COL
12	14-2, 8/10/01 vs. RIC
11	(5x) MR: 13-2, 6/2/11 vs. SWB

Top 10 Largest Margins of Defeat — Home

19	20-1, 7/15/19 vs. SYR
16	17-1, 8/5/03 vs. COL
14	15-1, 7/6/09 vs. LOU
14	17-3, 6/2/08 vs. TOL
13	14-1, 7/28/08 vs. SYR
12	14-2, 8/27/18 vs. LOU
12	17-5, 4/18/08 vs. PAW
12	13-1, 7/22/07 vs. DUR
12	13-1, 6/1/00 vs. SWB
12	13-1, 8/2/99 vs. RIC

Top 10 Largest Margins of Victory — Road

20	21-1, 7/6/17 at COL
14	16-2, 5/30/06 at SYR
13	16-3, 7/15/07 at ROC
12	13-1, 8/7/21 at IOW
12	17-5, 7/13/19 at COL
12	17-5, 4/27/18 at COL
12	13-1, 4/22/16 at LOU
12	13-1, 8/2/12 at SWB
12	12-0, 8/29/09 at TOL
12	18-6, 5/19/98 at PAW

Top 10 Largest Margins of Defeat — Road

15	16-1, 7/27/21 at STP
15	16-1, 8/9/07 at LOU
14	15-1, 6/10/02 at COL
13	15-2, 6/9/11 at BUF
13	17-4, 4/8/10 at COL
13	16-3, 7/28/05 at SYR
13	15-2, 7/28/01 at SWB
13	16-3, 7/10/99 at COL
13	20-7, 7/20/98 at ROC
12	(4x) MR: 13-1, 6/21/15 at CLT

Comeback Victories (Since 2005)

Year	1r	2r	Largest Deficit Overcome				6+	Total
			3r	4r	5r			
2021	12	8	5	1	2	0		28
2019	18	4	4	1	1	0		28
2018	15	8	3	0	1	0		27
2017	18	10	1	1	1	0		31
2016	12	9	1	1	0	0		23
2015	16	10+1	4+1	2+1	0	0		32+3
2014	14	13	1	1	1	1		31
2013	20	7	4	3	1	0		35
2012	21	7	4	2	0	0		34
2011	14	11	8	2	0	1		36
2010	9	10	4	2	1	1		27
2009	16	8	3	3	0	0		30
2008	18	8	1	1	1	0		29
2007	18	7	5	0	0	0		30
2006	18	13	2	2	1	0		36
2005	17	15	5	2	1	1		41
TOTALS	256	148+1	55+1	24+1	11	4		498+3

(+1) - Playoff games

Top 10 Comeback Victories (Since 2005)

Largest Deficit	Final Score	Date/Opponent	Notes
9 runs	14-11	7/20/05 vs. SYR	Trailed 9-0 Mid 2, RF G. Koonce (2 HR, 4 RBI), DH B. Eldred (2 HR, 5 RBI)
7 runs	9-7	5/28/11 at PAW	Trailed 7-0 End 3, scored 9 unanswered with 2-run 9th, SS J. Harrison (5-for-5, 3 2B)
6 runs	15-6	5/23/14 at CLT	Trailed 6-0 End 2, tied 6-6 Mid 4 and scored 8 in 9th, 1B C. McGuiness (4-for-6)
6 runs	10-9	4/28/10 at PAW	Trailed 9-3 End 3, scored 7 unanswered with 2-run 9th, DH B. Myrow (Grand Slam)
5 runs	8-7 (11)	6/20/21 vs. MEM	Trailed 6-1 Mid 7, scored 4 in 8th and 2 in 11th, CF A. Alford (2-for-2, 2 RBI, 4 BB)
5 runs	6-5	5/16/21 vs. TOL	Trailed 5-0 Mid 2, scored 4 in 2nd and walked off in 9th, 1B C. Bethancourt (2-for-5, RBI)
5 runs	8-7 (10)	8/18/19 vs. LHV	Trailed 7-2 Mid 9, scored 5 in 9th, walked off in 10th, 3B K. Hayes (Game-Tying 3R HR)
5 runs	12-7	5/13/18 vs. COL	Trailed 7-2 Mid 4, scored 10 unanswered with 5-run 6th, LF A. Meadows (2-for-5, 3 RBI)
5 runs	11-10	8/26/17 vs. COL	Trailed 5-0 Mid 2, scored 9 runs in 2nd, DH E. Wood (2-for-4, HR, 3 RBI)
5 runs	9-7	8/29/14 vs. COL	Trailed 6-1 Mid 2, scored 4 runs in the 7th, 1B C. McGuiness (2-for-4, HR, 3 RBI)

Five other 5-run comebacks: 8/23/13 at ROC, 6/25/10 vs. TOL, 6/12/08 at TOL, 7/2/06 at TOL, 6/19/05 vs. BUF

VICTORY FIELD ERA RECORDS

Holiday Results

Easter				Cinco de Mayo				Mother's Day			
Date	Opponent	Score	Att.	Date	Opponent	Score	Att.	Date	Opponent	Score	Att.
4/4/21	Preseason			5/5/21	at IOW	L, 8-3	1,359	5/9/21	at IOW	L, 2-0	3,318
4/21/19	vs. LOU	W, 2-1 (11)	5,890	5/5/19	vs. LOU	L, 8-0	10,034	5/12/19	at LHV (PPD)		
4/1/18	Preseason			5/5/18	vs. GWN	W, 4-2	8,800	5/13/18	vs. COL	W, 12-7	6,426
4/16/17	at TOL	L, 9-5	3,675	5/5/17	at COL (PPD)			5/14/17	vs. NOR	W, 5-4 (11)	9,001
3/27/16	Preseason			5/5/16	DNP			5/8/16	vs. LOU	L, 5-4	5,952
4/5/15	Preseason			5/5/15	vs. ROC	L, 15-10	5,070	5/10/15	at SWB	W, 2-1	4,035
4/20/14	vs. LOU	L, 5-1	4,891	5/5/14	at SWB	L, 7-6	3,930	5/11/14	vs. NOR	W, 5-2	7,288
3/31/13	Preseason			5/5/13	at LHV	L, 5-4	10,100	5/12/13	vs. TOL	W, 8-2	6,595
4/8/12	at TOL	W, 8-2	3,811	5/5/12	vs. LOU	W, 4-0	7,816	5/13/12	vs. NOR	L, 2-0	6,241
4/24/11	at COL	L, 6-4	5,235	5/5/11	at NOR	W, 9-1	4,006	5/8/11	at NOR	W, 6-2	3,857
4/4/10	Preseason			5/5/10	DNP			5/9/10	vs. BUF	W, 5-4	6,609
4/12/09	vs. TOL	W, 3-2 (14)	3,712	5/5/09	vs. SWB	W, 3-1	4,022	5/10/09	at SYR	L, 12-2	3,019
3/23/08	Preseason			5/5/08	at RIC	L, 3-2	1,792	5/11/08	vs. SWB (PPD)		
4/8/07	vs. COL (DH)	W, 1-0/L, 2-0	2,997	5/5/07	vs. LOU	W, 8-5	7,561	5/13/07	vs. OTT	W, 5-3	7,033
4/16/06	vs. SYR	L, 5-2 (13)	4,141	5/5/06	at DUR	L, 6-1	8,734	5/14/06	vs. DUR	W, 8-1	3,542
3/27/05	Preseason			5/5/05	at COL	W, 5-2	4,581	5/8/05	at COL	L, 9-0	4,222
4/11/04	at RIC	L, 4-3	2,267	5/5/04	vs. CLT	L, 4-1	4,624	5/9/04	at OTT	W, 7-2	1,461
4/20/03	at CLT	L, 6-3	1,891	5/5/03	at NOR	L, 4-1	3,442	5/11/03	vs. BUF	L, 13-8	5,575
3/31/02	Preseason			5/5/02	vs. ROC	L, 10-7	7,420	5/12/02	at SWB (PPD)		
4/15/01	at RIC	W, 5-3	2,770	5/5/01	vs. ROC	L, 3-1	10,009	5/13/01	at DUR	L, 6-5	6,196
4/23/00	DNP			5/5/00	vs. LOU	W, 7-3	8,202	5/14/00	vs. OTT	L, 7-5	7,163
4/4/99	Preseason			5/5/99	at LOU	W, 9-5	2,933	5/9/99	vs. OTT	W, 7-4	8,224
4/12/98	vs. TOL	W, 5-2	5,783	5/5/98	at TOL (DH)	L, 2-1/W, 3-1	1,975	5/10/98	at LOU	L, 5-4	3,130
3/30/97	Preseason			5/5/97	at IOW	L, 4-0	3,418	5/11/97	vs. OMA	W, 14-5	9,638
4/7/96	at LOU	W, 15-4	4,137	5/5/96	at IOW	W, 6-4	8,643	5/12/96	vs. NAS	W, 5-2	4,223
Overall Record: 7-7				Overall Record: 10-13				Overall Record: 13-9			

Memorial Day

Date	Opponent	Score	Att.
5/31/21	DNP		
5/27/19	at COL	W, 8-3	10,874
5/28/18	at CLT	L, 7-5	6,773
5/29/17	at ROC	L, 5-3	9,593
5/30/16	vs. ROC	L, 7-0	10,985
5/25/15	at BUF	W, 8-4	5,602
5/26/14	vs. BUF	L, 6-2	9,256
5/27/13	vs. PAW	L, 9-1	8,942
5/28/12	vs. DUR	W, 7-4	7,644
5/30/11	vs. SWB	W, 8-5	8,063
5/31/10	at GWN	L, 4-3	5,192
5/25/09	at GWN	W, 5-2	3,841
5/26/08	at LHV	L, 4-2	6,520
5/28/07	vs. BUF	W, 2-1	6,635
5/29/06	at SYR	W, 8-4	4,622
5/30/05	vs. LOU	L, 5-1	8,803
5/31/04	at SWB	W, 2-1	3,451
5/26/03	vs. ROC	L, 6-4	6,833
5/27/02	DNP		
5/28/01	at SYR	L, 2-1	3,998
5/29/00	at ROC	W, 2-1	6,561
5/31/99	at PAW	L, 9-5	5,691
5/25/98	at SWB	W, 5-4	4,328
5/26/97	vs. BUF (PPD)		
5/27/96	DNP		
Overall Record: 10-11			

Father's Day

Date	Opponent	Score	Att.
6/20/21	vs. MEM	W, 8-7 (11)	6,789
6/16/19	vs. PAW (DH)	W, 5-3/L, 8-0	10,686
6/17/18	at COL	W, 6-3	8,904
6/18/17	at CLT	W, 12-11	9,111
6/19/16	at CLT	W, 6-3	10,223
6/21/15	at CLT	L, 13-1	9,113
6/15/14	vs. GWN	W, 9-4	14,018
6/16/13	at DUR	L, 5-2	9,077
6/17/12	at CLT	W, 2-1	4,396
6/19/11	at ROC	W, 8-3	9,367
6/20/10	at BUF	W, 7-3	11,578
6/21/09	at SWB (PPD)		
6/15/08	at COL	L, 4-2	7,617
6/17/07	at DUR	L, 7-3	8,460
6/18/06	at BUF	W, 6-5	10,122
6/19/05	vs. BUF	W, 10-7	12,767
6/20/04	at BUF	W, 4-2	8,286
6/15/03	vs. SWB	L, 5-3	14,569
6/16/02	at OTT (PPD)		
6/17/01	at ROC	L, 9-0	8,038
6/18/00	vs. SYR	L, 5-1	9,350
6/20/99	vs. ROC	W, 12-1	11,102
6/21/98	vs. ROC	W, 6-4	11,491
6/15/97	at NO	L, 2-1	8,711
6/16/96	vs. OKC	W, 9-1	6,552
Overall Record: 15-9			

Fourth of July

Date	Opponent	Score	Att.
7/4/21	vs. IOW	L, 5-2	10,869
7/4/19	vs. TOL	L, 7-6	14,436
7/4/18	vs. LOU	W, 4-2	14,387
7/4/17	vs. COL	L, 1-0	14,366
7/4/16	vs. LOU	L, 11-3	14,438
7/4/15	vs. LOU	L, 9-2	14,414
7/4/14	vs. LOU	L, 7-6 (11)	14,303
7/4/13	vs. LOU	W, 4-0	14,741
7/4/12	vs. LOU	W, 6-1	14,504
7/4/11	vs. TOL	L, 2-1	14,333
7/4/10	vs. LOU	L, 4-2	15,011
7/4/09	vs. LOU (PPD)		
7/4/08	vs. LOU	L, 4-2	15,123
7/4/07	vs. LOU	W, 4-3	14,931
7/4/06	vs. COL	W, 5-3	15,606
7/4/05	vs. LOU	L, 4-2	15,649
7/4/04	vs. LOU	W, 2-1	16,062
7/4/03	vs. LOU	L, 3-1	15,852
7/4/02	vs. LOU	W, 12-4	15,983
7/4/01	vs. OTT	W, 3-2	15,864
7/4/00	vs. LOU	W, 7-2	15,880
7/4/99	vs. SYR	W, 8-6	15,609
7/4/98	vs. LOU	W, 5-3	15,683
7/4/97	vs. BUF	L, 6-2	15,648
7/4/96	at BUF	L, 11-4	20,050
Overall Record: 11-13			

Labor Day

Date	Opponent	Score	Att.
9/6/21	DNP		
9/2/19	at LOU	W, 4-0	6,241
9/3/18	at LOU	W, 4-0	7,171
9/4/17	at TOL	L, 7-4	10,500
9/5/16	at LOU	L, 4-1	7,203
9/7/15	at LOU	L, 3-2	6,496
9/11/14	at LOU	L, 4-3	9,876
9/2/13	at LOU	L, 7-5	7,898
9/3/12	at LOU	W, 2-0	8,185
9/5/11	at LOU	L, 5-2	8,463
9/6/10	at LOU	L, 6-3	8,251
9/7/09	at LOU	W, 4-2	8,375
9/1/08	at LOU	W, 5-2	9,465
9/3/07	at LOU	L, 8-2	8,008
9/4/06	at LOU	W, 5-1	9,982
9/5/05	at TOL	L, 4-3	8,592
9/6/04	at LOU	L, 7-6	9,413
9/1/03	at TOL (CXL)		
9/2/02	at LOU	L, 10-5	13,131
9/3/01	at LOU	L, 3-2	10,985
9/4/00	at LOU	W, 4-3	10,340
9/6/99	at LOU	W, 8-3	6,133
9/7/98	at LOU	W, 6-3	4,429
9/1/97	at LOU	W, 10-0	5,282
9/2/96	at LOU	L, 3-2	9,184
Overall Record: 10-13			

VICTORY FIELD ERA RECORDS

Opening Day Lineups/Results

Win/Loss Record: 11-13 | Home: 6-6 Road: 5-7

Current Streak: W1 (Since 2021)

1997

Curtis Goodwin	CF
Pokey Reese	SS
Tim Belk	1B
Brian Hunter	RF
Glenn Murray	LF
Paul Bako	C
Aaron Boone	3B
Billy Hall	2B
Roger Salkeld	P

IND at LOU L, 10-3

1998

Damian Jackson	SS
Tony Tarasco	RF
Roberto Petagine	1B
Guillermo Garcia	C
Mark P. Johnson	DH
Ozzie Timmons	LF
Pete Rose Jr.	3B
Steve Gibrailter	CF
Jason Williams	2B
Scott Klingenberg	P

TOL at IND W, 3-0

1999

Jason Hardtke	2B
Jeff Branson	SS
Carlos Baerga	3B
Rod McCall	DH
Jason LaRue	C
D.T. Cromer	1B
Darrell Whitmore	LF
Damon Hollins	RF
Mike Frank	CF
Denny Neagle	P

TOL at IND W, 9-7

2000

Santiago Perez	SS
Lou Collier	CF
Jose Fernandez	3B
Kurt Bierek	1B
Brad Tyler	LF
Scott Krause	RF
Raul Casanova	C
Norberto Martin	2B
Horacio Estrada	P

IND at RIC W, 5-2

2001

Elvis Pena	SS
Lou Collier	CF
Mark Sweeney	DH
Mike Coolbaugh	3B
Brian Leshner	LF
Kevin Barker	RF
Kevin Brown	C
Brant Brown	1B
Marco Scutaro	2B
John Snyder	P

TOL at IND W, 6-5

2002

Ryan Christenson	CF
Jon Zuber	1B
Ryan Thompson	LF
Israel Alcantara	DH
Midre Cummings	RF
Rob Sasser	3B
Marcus Jensen	C
Dionys Cesar	2B
Bill Hall	SS
Jimmy Osting	P

COL at IND L, 4-1

2003

Mark Budzinski	CF
Bill Hall	2B
Lee Stevens	DH
Cody McKay	C
Brady Clark	LF
Joe Lawrence	RF
Wilton Veras	3B
Steve Scarborough	SS
Jamey Wright	P

IND at COL W, 8-2

2004

Matt Erickson	2B
Chris Magruder	LF
Dave Krynzal	CF
Chris Coste	3B
Jeff Liefer	1B
Corey Hart	RF
Mark Johnson	C
J.J. Hardy	SS
Victor Santos	P

IND at NOR W, 2-1

2005

Rich Thompson	CF
Edwards Guzman	DH
Nate McLouth	LF
Graham Koonce	1B
Ryan Doumit	C
Yurendell De Caster	3B
Ray Sadler	RF
Jorge Velandia	SS
Shaun Skrehot	2B
Zach Duke	P

PAW at IND W, 7-5

2006

Rajai Davis	CF
Mike Edwards	DH
Jose Bautista	3B
Brad Eldred	1B
Ronny Paulino	C
Yurendell de Caster	RF
Ray Sadler	LF
Jason Alfaro	2B
J.J. Furmaniak	SS
Tom Gorzelanny	P

IND at PAW L, 3-2

2007

Nyjer Morgan	CF
Freddy Sanchez	2B
Rajai Davis	LF
Russ Johnson	3B
Yurendell DeCaster	1B
Luis Matos	RF
Brian Bixler	SS
Carlos Maldonado	C
Sean Burnett	P

COL at IND W, 6-1

2008

Andrew McCutchen	CF
Brian Bixler	SS
Matt Kata	2B
Steve Pearce	RF
Adam Boeve	1B
Neil Walker	3B
Kevin Thompson	LF
Josh Wilson	DH
Raul Chavez	C
Bryan Bullington	P

IND at PAW L, 3-0

2009

Andrew McCutchen	CF
Brian Bixler	SS
Jeff Salazar	LF
Garrett Jones	RF
Neil Walker	3B
Steve Pearce	1B
Larry Broadway	DH
Austin Phillips	2B
Erik Kratz	C
Jason Davis	P

TOL at IND L, 16-5

2010

Jose Tabata	CF
Brandon Jones	RF
Pedro Alvarez	3B
Steve Pearce	1B
Neil Walker	LF
Brandon Moss	DH
Erik Kratz	C
Brian Friday	2B
Akeginis Diaz	SS
Kevin Hart	P

IND at COL L, 17-4

2011

Gorkys Hernandez	CF
Pedro Ciriaco	SS
Alex Presley	LF
Matt Hague	1B
Andrew Lambo	RF
Chase d'Arnaud	2B
Josh Harrison	3B
Dusty Brown	C
Brian Friday	DH
Brian Burres	P

COL at IND L, 4-3

2012

Chase d'Arnaud	SS
Jordy Mercer	2B
Starling Marte	CF
Nick Evans	3B
Jeff Clement	1B
Jeremy Farrell	DH
Brandon Boggs	RF
Eric Fryer	C
Gorkys Hernandez	LF
Justin Wilson	P

IND at TOL L, 5-1

2013

Alex Presley	CF
Jordy Mercer	SS
Felix Pie	LF
Jerry Sands	RF
Brandon Inge	DH
Matt Hague	1B
Jared Goedert	3B
Tony Sanchez	2B
Ivan De Jesus	C
Andy Oliver	P

COL at IND L, 4-3

2014

Jaff Decker	CF
Robert Andino	SS
Gregory Polanco	RF
Chris McGuiness	1B
Matt Hague	DH
Brent Morel	3B
Chase d'Arnaud	CF
Michael Martinez	2B
Carlos Paulino	C
Casey Sadler	P

IND at COL W, 2-1

2015

Allen Hanson	2B
Steve Lombardozzi	DH
Jose Tabata	RF
Hunter Morris	1B
Brent Morel	3B
Jaff Decker	LF
Elias Diaz	CF
Gorkys Hernandez	CF
Gustavo Nunez	SS
Nick Kingham	P

COL at IND L, 4-0

2016

Allen Hanson	2B
Max Moroff	3B
Josh Bell	1B
Jason Rogers	DH
Danny Ortiz	LF
Willy Garcia	RF
Jacob Stallings	C
Gift Ngoepe	SS
Antoan Richardson	CF
Tyler Glasnow	P

IND at COL L, 1-0

2017

Max Moroff	2B
Gift Ngoepe	SS
Austin Meadows	CF
Jose Osuna	1B
Elias Diaz	C
Danny Ortiz	RF
Eric Wood	3B
Jason Rogers	DH
Christopher Bostick	LF
Steven Brault	P

TOL at IND W, 7-4

2018

Kevin Newman	SS
Kevin Kramer	2B
Austin Meadows	CF
Jose Osuna	3B
Jordan Luplow	RF
Max Moroff	DH
Jacob Stallings	C
Erich Weiss	1B
Christopher Bostick	LF
Nick Kingham	P

COL at IND L, 11-4

2019

Cole Tucker	SS
Ke'Bryan Hayes	3B
Patrick Kivlehan	RF
Will Craig	1B
Kevin Kramer	2B
Bryan Reynolds	CF
Steven Baron	C
Trayvon Robinson	LF
Erich Weiss	DH
JT Brubaker	P

IND at COL L, 10-4

2021

Travis Swaggerty Jr.	CF
Cole Tucker	SS
Kevin Kramer	2B
Will Craig	1B
Chris Sharpe	RF
Dylan Busby	3B
Anthony Alford	LF
Joe Hudson	C
Chase De Jong	P

IND at IOW W, 3-0

ORGANIZATION

2022 INDIANS

INTERNATIONAL LEAGUE

2021 REVIEW

PIRATES

HISTORY

GENERAL

VICTORY FIELD PLAYOFF RESULTS

American Association Playoffs - 1996

AA East Division Finals (1996)

AA Championship (1996)

Manager (Affiliate): Dave Miley (Cincinnati)

Date	Opp.	Final	W. Pitcher	L. Pitcher	Save
9/4	vs BUF	W, 5-2	Buckley	Anderson	-
9/5	vs BUF	W, 5-3	Luebbers	Scott	Spradlin
9/6	at BUF	L, 4-3	Graves	Warren	-
9/7-8	at BUF	PPD (Rain) -	-	-	-
9/9	at BUF	L, 6-0	Graves	Moore	-
9/10	at BUF	W, 4-1	Buckley	Williams	-

Date	Opp.	Final	W. Pitcher	L. Pitcher	Save
9/11	at OKC	L, 4-3	Alberro	Luebbers	Patterson
9/12	at OKC	L, 3-2	Santana	Pughe	Patterson
9/13	vs OKC	W, 5-3	Warren	Eversgerd	Spaldin
9/14	vs OKC	L, 4-2	Dreyer	Moore	-

INDIANS WIN SERIES, 3-2

INDIANS LOSE SERIES, 1-3

American Association Playoffs - 1997

AA East Division Finals (1997)

Manager (Affiliate): Dave Miley (Cincinnati)

Date	Opp.	Final	W. Pitcher	L. Pitcher	Save
9/3	vs BUF	W, 5-3	Williams	Weathers	Lewis
9/4	vs BUF	L, 4-3	Anderson	Bolton	Blomdahl
9/5	at BUF	W, 11-7	Lewis	Scott	-
9/6	at BUF	L, 9-2	Driskill	Crowell	-
9/7	at BUF	L, 6-2	Weathers	Walker	-

INDIANS LOSE SERIES, 2-3

Governors' Cup Playoffs & Triple-A World Series - 2000

Governors' Cup Semifinals (2000)

Governors' Cup Championship (2000)

Manager (Affiliate): Steve Smith (Milwaukee)

Date	Opp.	Final	W. Pitcher	L. Pitcher	Save
9/6	vs DUR	W, 6-3	Levrault	Agosto	Scanlan
9/7	vs DUR	L, 9-0	Callaway	Davis	-
9/8	at DUR	L, 11-3	Comett	Estrada	-
9/9	at DUR	W, 3-2	Roque	Standridge	Scanlan
9/10	at DUR	W, 6-4	Estrada	Phelps	Scanlan

Date	Opp.	Final	W. Pitcher	L. Pitcher	Save
9/11	at SWB	L, 6-4	Thomas	Levrault	-
9/12	at SWB	W, 6-3	Davis	Coggin	Scanlan
9/13	vs SWB	W, 4-3	Buddie	Schrenk	Scanlan
9/14	vs SWB	L, 1-0	Figueroa	Estrada	-
9/15	vs SWB	W, 6-1	Harikkala	Thomas	-

INDIANS WIN SERIES, 3-2

INDIANS WIN GOVERNORS' CUP TITLE, 3-2

Triple-A World Series in Las Vegas (2000)

Date	Opp.	Final	W. Pitcher	L. Pitcher	Save
9/18	at MEM	W, 8-3	Davis	Smith	-
9/19	vs MEM	W, 3-2	Scanlan	Rodriguez	-
9/20	at MEM	L, 11-4	Weibl	Levrault	-
9/21	vs MEM	W, 9-2	Estrada	Hackman	-

INDIANS WIN TRIPLE-A WORLD SERIES, 3-1

Governors' Cup Playoffs - 2005

Governors' Cup Semifinals (2005)

Governors' Cup Championship (2005)

Manager (Affiliate): Trent Jewett (Pittsburgh)

Date	Opp.	Final	W. Pitcher	L. Pitcher	Save
9/7	vs BUF	L, 5-1	Davis	Snell	-
9/8	vs BUF	L, 6-5	Diaz	Corey	Robbins
9/9	at BUF	W, 5-2	Connolly	Carmona	Corey
9/10	at BUF	W, 4-1	Enochs	Young	Corey
9/11	at BUF	W, 6-4	Connolly	Stanford	Corey

Date	Opp.	Final	W. Pitcher	L. Pitcher	Save
9/13	at TOL	L, 10-8	Ennis	Reith	Karnuth
9/14	at TOL	L, 6-3	Hamman	Gorzalanny	Woodyard
9/15	vs TOL	L, 8-3	Grilli	Connolly	-

INDIANS WIN SERIES, 3-2

INDIANS LOSE SERIES, 0-3

VICTORY FIELD PLAYOFF RESULTS (cont.)

Governors' Cup Playoffs - 2006

IL West One-Game Playoff (2006)

Manager (Affiliate): Trent Jewett (Pittsburgh)

Date	Opp.	Final	W. Pitcher	L. Pitcher	Save
9/5	at TOL	L, 4-0	Lewis	Reames	-

INDIANS LOSE SERIES, 0-1

Governors' Cup Playoffs - 2012

Governors' Cup Semifinals (2012)

Manager (Affiliate): Dean Treanor (Pittsburgh)

Date	Opp.	Final	W. Pitcher	L. Pitcher	Save
9/5	vs CLT	L, 8-1	Leesman	VandenHurk	-
9/6	vs CLT	L, 14-13	Rodriguez	Cole	Marinez
9/7	at CLT	W, 8-0	Irwin	Carroll	-
9/8	at CLT	L, 6-4	Zaleski	Johnson	Rodriguez

INDIANS LOSE SERIES, 1-3

Governors' Cup Playoffs - 2013

Governors' Cup Semifinals (2013)

Manager (Affiliate): Dean Treanor (Pittsburgh)

Date	Opp.	Final	W. Pitcher	L. Pitcher	Save
9/4	at DUR	L, 2-0	Beliveau	Cumpton	Yates
9/5	at DUR	L, 6-5	Martin	Godfrey	Yates
9/6	vs DUR	L, 2-1	Kelly	Rodriguez	Sandoval

INDIANS LOSE SERIES, 0-3

Governors' Cup Playoffs - 2015

Governors' Cup Semifinals (2015)

Manager (Affiliate): Dean Treanor (Pittsburgh)

Date	Opp.	Final	W. Pitcher	L. Pitcher	Save
9/9	vs SWB	W, 7-3	Boscan	Haynes	Wall
9/10	vs SWB	W, 6-1	Worley	Wooten	-
9/11	at SWB	W, 4-2	Morris	Barbato	Wood

INDIANS WIN SERIES, 3-0

Governors' Cup Championship (2015)

Date	Opp.	Final	W. Pitcher	L. Pitcher	Save
9/15	at COL	L, 6-5	Colon	Wall	-
9/16	at COL	L, 5-4	Murata	Boscan	Molleken
9/17	vs COL	W, 6-5	Bleich	Colon	Wood
9/18	vs COL	W, 5-4	Wood	Johnson	-
9/19	vs COL	L, 3-0	Clevinger	Volstad	Marmol

INDIANS LOSE SERIES, 2-3

Governors' Cup Playoffs - 2017

Governors' Cup Semifinals (2017)

Manager (Affiliate): Andy Barkett (Pittsburgh)

Date	Opp.	Final	W. Pitcher	L. Pitcher	Save
9/6	at DUR	L, 10-3	Yarbrough	Holmes	-
9/7	at DUR	L, 2-0	Chirinos	Glasnow	Castillo
9/8	vs DUR	W, 5-0	Kingham	Smith	-
9/9	vs DUR	L, 4-3	Wood	Leathersich	Castillo

INDIANS LOSE SERIES, 1-3

KINGHAM SILENCES BULLS

Trailing Durham 2-0 in the best-of-five 2017 Governors' Cup Semifinals, Indians right-hander Nick Kingham delivered a clutch performance at Victory Field to extend the series one more day. He held the Bulls scoreless over seven innings of four-hit ball, propelling Indy to its first playoff shutout at The Vic, 5-0.



VICTORY FIELD SUITE RECOGNITION

Napoleon Lajoie (1918) - Suite 301

MLB TEAMS PLAYED FOR

Philadelphia Phillies (1896-1900), Philadelphia Athletics (1901-02, 1915-16)
Cleveland Bronchos (1902), Cleveland Naps (1903-14)

On the heels of a 21-year major league career, Nap Lajoie (LAI-way) came to Indianapolis and served as player-manager for the club in 1918. He hit .282 and led the Indians to a 41-34 record, but the season was shortened by the United States' involvement in World War I. Lajoie won the American League Triple Crown in 1901, led the AL in batting average five times (1901-04, 1910) and joined Cap Anson and Honus Wagner as the only MLB players with 3,000 career hits on Sept. 27, 1914. His popularity in Cleveland led to the organization changing its name from the Bronchos to the Naps. He is among MLB's all-time hits leaders and was elected into the National Baseball Hall of Fame in 1937.



Vern Rapp (1969-75) - Suite 302

MLB TEAMS MANAGED

St. Louis Cardinals (1977-78), Cincinnati Reds (1984)

After spending all or parts of 16 minor league seasons as a catcher in the Cardinals, Yankees, Giants, Tigers and Expos organizations, Vern Rapp became a minor league manager for 15 years, seven of them with Indianapolis. He skipped the Indians to American Association East Division titles in 1971 and 1974. His 1971 club led the AA in ERA (3.01), fewest hits allowed (1,084) and fielding percentage (.976) over 140 contests. His second division-winning squad repeated what made the 1971 team successful, again leading the league in ERA (3.81), fewest hits allowed (1,024) and fielding percentage (.971). He ranks second on Indy's all-time managerial wins list with 513 career victories, and his .532 winning percentage is second to only Dean Treanor's .545 clip among Indians managers with 400-plus wins. Rapp managed his hometown Cardinals to an 83-79 record in 1977 ahead of an early-season dismissal in 1978. He returned to the big leagues as manager of the Reds in 1984 and accumulated 140 total wins at the game's highest level.




Randy Johnson (1988-89) - Suite 303

MLB TEAMS PLAYED FOR

Montreal Expos (1988-89), Seattle Mariners (1989-98), Houston Astros (1998)
Arizona Diamondbacks (1999-2004, 2007-08), New York Yankees (2005-06), San Francisco Giants (2009)

Nicknamed "The Big Unit" due to his imposing 6-foot-10 presence on the mound, Randy Johnson's career is undoubtedly the most illustrious among former Indians players. The left-handed fireballer reached triple digits with his fastball early in his career, going a combined 9-8 with a 3.08 ERA in 23 games during Indianapolis' 1988 and 1989 American Association Championship seasons. With Seattle, Johnson was a 1990 American League All-Star and took off in 1992 by striking out an AL-high 241 batters. A year later Johnson fanned a league-best 308 batters, the first of a record six 300-plus strikeout campaigns. He earned four more AL All-Star selections (1993-95, 1997) with Seattle and his first Cy Young Award in 1995 after leading the AL in ERA (2.48) and strikeouts (294). In 1997 with the Mariners, he recorded his first of three career 20-win campaigns while helping guide Seattle to the postseason for a second time. Johnson was then traded to Houston at the July deadline in 1998 and went 10-1 down the stretch to lift the Astros into the playoffs. The superstar talent later earned a spot in the desert with the Arizona Diamondbacks, where he won four straight National League Cy Young Awards (1999-2002) and was elected to five NL All-Star Teams (1999-2002, 2004). He led the NL in ERA three times (1999, 2001-02) and strikeouts five times (1999-2002, 2004), including a career-high 372 during Arizona's run to the 2001 World Series Championship, of which he was named MVP. Earlier that season, he tossed the fourth 20-strikeout game by an individual in baseball history. He won the NL Triple Crown (24 wins, 2.32 ERA, 334 strikeouts) in 2002 and finished second in the 2004 NL Cy Young race, a season where he tossed the 17th perfect game in baseball history to become the oldest ever to accomplish the feat, doing so at age 40 and breaking a century-old record set by Cy Young himself in 1904. Johnson's last 22 seasons was highlighted by his 300th career win, making him the 24th member of the 300-win club. He ended his career with 303 total victories, a lifetime 3.29 ERA and 4,875 strikeouts, a total that trails only Nolan Ryan. He was inducted into the Mariners Hall of Fame in 2012, and three years later, his No. 51 jersey was retired by the D-backs just months after he became a First Ballot Hall of Famer.



Norman A. Perry Sr. (1929-41) - Suite 304

The mastermind behind the construction of Perry Stadium (later known as Victory Field from 1942-67 and Bush Stadium from 1967-96), Norman Perry Sr. has multiple ties to the rich history of Indianapolis. The Perry family owned and operated the Indianapolis Light & Heat Company, today known as the Indianapolis Power & Light Company. The light towers at Washington Park (located in place of the Indianapolis Zoo) were provided by the Perry family, which were eventually moved to the Indians' new stadium in 1931. Perry Sr. named the ballpark Perry Stadium in honor of his late brother James, who bought the Indians in 1927 but was killed in a plane crash two years later. Following the tragic death, Perry Sr. took the reins as owner of the team up until selling the franchise to Owen "Donie" Bush and Frank E. McKinney in 1941.




Orestes "Minnie" Minofo (1964) - Suite 305

MLB TEAMS PLAYED FOR

Cleveland Indians (1949, 1951, 1958-59), Chicago White Sox (1951-57, 1960-61, 1964, 1976, 1980)
St. Louis Cardinals (1962), Washington Senators (1963)

On the heels of 14 successful major league seasons, 38-year-old Minnie Minofo hit .264 in 52 games for an 89-win Indianapolis squad. His baseball career began in 1946 with the New York Cubans in the Negro Leagues, and he eventually signed with Cleveland in 1948 after baseball's color barrier began to fade. Minofo consistently ranked among American League leaders, topping the AL in stolen bases (1951-53) and triples three times (1951, 1954, 1956) each and doubles (1957) and hits (1960) once apiece. The nine-time All-Star (1951-54, 1957, 1959-60 [2x both years]) and three-time Gold Glove Award winner (1957, 1959-60) finished fourth in AL MVP voting four times (1951, 1953-54, 1960) and led the AL in times hit by pitch a record 10 seasons. He was the first black Cuban in major league history and first black player in White Sox history. He rejoined the South Siders as a coach in the early '70s and made highly publicized game appearances in 1976 and 1980 at ages 50 and 54. Minofo became the third player in baseball history over the age of 50 to notch a hit at the big league level and the second ever to play in the majors across five different decades. The White Sox retired his No. 9 jersey in 1983 and unveiled a statue of him at U.S. Cellular Field in 2004. He was inducted into the Mexican Baseball Hall of Fame in 1996 and became the 13th former Indianapolis Indian elected into the National Baseball Hall of Fame after receiving 14 votes from the 16-member Golden Days Era Committee in December 2021.



Andrew McCutchen (2007-09) - Suite 306

MLB TEAMS PLAYED FOR

Pittsburgh Pirates (2009-17), San Francisco Giants (2018), New York Yankees (2018), Philadelphia (2019-21)

Selected by the Pirates 11th overall in the 2005 MLB June Amateur Draft, Andrew McCutchen lived up to the hype on his way through Circle City. Following a brief 17-game showing in 2007, McCutchen paced the 2008 Indians in batting average (.283), hits (145), doubles (26) and OPS (.770) while finishing second in stolen bases (34). He played for Indy again in 2009 and led the club with eight triples, despite only appearing in 49 games. McCutchen broke into the majors with Pittsburgh in 2009 and became a five-time National League All-Star (2011-15), four-time Silver Slugger (2012-15), Gold Glove Award winner (2012) and MVP (2013). He led the NL with 194 hits in 2012 and batted .317 with 21 home runs, 84 RBI and 27 stolen bases during his MVP campaign. McCutchen posted 20-plus home runs and 79 or more RBI in each of his final seven years with the Pirates. He was presented with the Roberto Clemente Award in 2015, given annually to an MLB player who "best represents the game of baseball through extraordinary character, community involvement, philanthropy and positive contributions, both on and off the field."



Roger Maris (1956) - Suite 307

MLB TEAMS PLAYED FOR

Cleveland Indians (1957-58), Kansas City Athletics (1958-59), New York Yankees (1960-66), St. Louis Cardinals (1967-68)

Before churning out 12 seasons in the major leagues, Roger Maris helped lead Indianapolis to the American Association Pennant, Championship and Junior World Series title in 1956. Just 21 years old, Maris batted .293 with 17 home runs, 75 RBI and a team-high 20 doubles in 131 games for the Indians. In Game 2 of Indy's 4-0 sweep of Rochester in the Junior World Series, Maris belted two home runs as part of a record seven-RBI performance. He made his big league debut with Cleveland in 1957 and earned four American League All-Star nods from 1959-62. After being traded from the Kansas City Athletics to the New York Yankees following the 1959 season, Maris won back-to-back AL MVP Awards in 1960 and '61. He led the AL in RBI both years and set the single-season home run record with 61 blasts in 1961, breaking Babe Ruth's record of 60 set in 1927. Maris' record lasted 37 years, until both Mark McGwire and Sammy Sosa surpassed the feat in 1998. The left-handed-hitting right fielder appeared in seven World Series, five with the Yankees (1960-64) and two with the Cardinals (1967-68), winning rings in 1961, '62 and '67. Maris' No. 9 was retired by the Yankees on July 21, 1984. A little over a year later, non-Hodgkin's lymphoma took his life in December 1985.



Ken Griffey (1973-74) - Suite 308

MLB TEAMS PLAYED FOR

Cincinnati Reds (1973-81, 1988-90), New York Yankees (1982-86), Atlanta Braves (1986-88), Seattle Mariners (1990-91)

Well before making history with his son Ken Griffey Jr., Ken Griffey Sr. had a successful 19-year major league career of his own. He was the Indians' Team MVP and American Association Rookie of the Year in 1973 after hitting .327 with 10 home runs, 58 RBI and 43 stolen bases. Griffey Sr. then hit .333 in 43 contests with Indy the following year and later won World Series rings in 1975 and 1976 with Cincinnati as part of The Big Red Machine. Griffey Sr. was a three-time National League All-Star (1976-77, 1980) and won the game's MVP Award in 1980. A decade later, he closed out his career in Seattle playing alongside his son. On Aug. 31, 1990, they become the first father-son teammates in MLB history. Griffey Sr. hit second, followed by his son Griffey Jr. and both singled in their first at-bats of the game. Two weeks later, the duo further etched themselves in baseball history by becoming the first father-son combination – and only to this date – to hit back-to-back home runs. Griffey Sr. was inducted into the Reds Hall of Fame in 2004 and is the only player in Reds history to play for three Reds World Champion teams.



Don Zimmer (1968) - Suite 313


MLB TEAMS PLAYED FOR

Brooklyn Dodgers (1954-57), Los Angeles Dodgers (1958-59, 1963), Chicago Cubs (1960-61)
New York Mets (1962), Cincinnati Reds (1962), Washington Senators (1963-65)

MLB TEAMS MANAGED

San Diego Padres (1972-73), Boston Red Sox (1976-80), Texas Rangers (1981-82), Chicago Cubs (1988-91)

Don Zimmer spent 66 of his 83 years either playing, coaching or managing professional baseball. One of those 66 years came as skipper of the 1968 Indianapolis Indians, a team that was led by eventual Kansas City Royals All-Star Hal McRae. Zimmer played a combined 12 seasons for six major league organizations, winning two World Series rings with the Dodgers (1955, 1959) before earning a National League All-Star bid with the Chicago Cubs in 1961. His first taste of managing came in 1967 before coming through Indy the following year. He broke into the majors as a manager in 1972 and won 90-plus games with the Boston Red Sox three straight seasons (1977-79). His lone managerial playoff appearance came in 1989 when he guided the Cubs to a 93-69 record and NLCS appearance, eventually receiving the NL Manager of the Year Award. Zimmer was a bench coach for the New York Yankees for four of their World Series titles (1996, 1998-2000) and was later inducted into the Red Sox Hall of Fame in 2010. Every year, Zimmer increased his jersey number one digit to match his years spent in professional baseball. After working 11 seasons with the Tampa Bay Rays from 2004 to 2014, his last jersey – No. 66 – was officially retired by the Rays in 2015.



Michael A. Carroll - Suite 314

On Sept. 11, 1992, four Indianapolis business and civic leaders were killed when two small planes collided. The leaders were en route to Columbus, Ohio, for a flower show with hopes of learning how to beautify White River State Park. Michael A. Carroll, Vice President of Community Affairs for Lilly Endowment Inc. and a former Deputy Mayor and special assistant to Senator Richard Lugar and Dan Quayle when he served in the Senate, was among the four leaders who died. Frank E. McKinney Jr., a former Indiana University swimming champion, Olympic gold medalist and retired CEO of Bank One Indiana, also died in the crash, along with former Indiana lottery director John Weliver and White River State Park Commission Executive Director Bob Welch. Among Carroll's greatest achievements was helping bring the Pan American Games to Indianapolis in 1987, held at the venue named in honor of him. In addition to the 1987 Pan Am Games and 1988 Olympic Team Trials, the Michael A. Carroll Track & Soccer Stadium has hosted IUPLI athletics, the 2006 and 2007 USA Track and Field Championships, the IHSAA Lacrosse and Soccer State Championships and Indy Eleven soccer.



Joe Sparks (1986-88) - Suite 315

A minor league manager for all or parts of 20 seasons, Joe Sparks delivered nothing but championships during his three-year stretch as Indianapolis' skipper. In his first season at the helm the Indians went 80-62 and defeated Denver in a best-of-seven series, 4-3, to claim the first of four straight American Association titles for the club. His squad finished third in the eight-team division the following year but bounced Louisville 3-2 in the opening round of the playoffs before again trouncing Denver for the AA Championship, 4-1. Sparks' 1988 campaign featured 89 wins, another AA Pennant and Championship, and Triple-A Classic title over Rochester. He was named AA Manager of the Year in each of his three seasons with Indy, in addition to 1988 Minor League Manager of the Year honors. Sparks never reached the majors in his 13 seasons as a player, but he did have four separate one-year MLB coaching stints with the Chicago White Sox (1979), Cincinnati Reds (1984), Montreal Expos (1989) and New York Yankees (1990). He closed out his career in baseball as an advance scout for the St. Louis Cardinals (1996-2003) and Oakland Athletics (2005-08).




Rocky Colavito (1954-55) - Suite 316

MLB TEAMS PLAYED FOR

Cleveland Indians (1955-59, 1965-67), Detroit Tigers (1960-63), Kansas City Athletics (1964)
Chicago White Sox (1967), Los Angeles Dodgers (1968), New York Yankees (1968)

An eventual Cleveland Indians and Detroit Tigers slugger, Rocky Colavito first showcased his raw power with the Indians in 1954 and '55. At age 20, he set the Indianapolis single-season home run record with 38 long balls. His power lifted the Indians to an American Association Pennant and Championship appearance. The young corner outfielder followed that campaign with a 30-homer output in 1955. His 68 career homers for the Indians place him in a tie for third among Indy's all-time home run leaders. Colavito would later crush 374 career home runs over 14 big league seasons, eight spent in Northeast Ohio. He finished second in the 1956 American League Rookie of the Year voting and was third in votes for AL MVP two years later. In 1959, Colavito smacked 42 home runs and finished atop the AL home run chart with another former Indianapolis Indian, Harmon Killebrew of the Washington Senators. A trade to the Tigers just days before Opening Day in 1960 caused an uproar amongst Indians fans, who voiced their displeasure by starting a "Don't Knock the Rock" campaign. Colavito earned a total of six AL All-Star bids (1959, 1961-62, 1964-66) before his playing days ended following the 1968 season. Colavito, alongside former Indy Indians player-manager Al Lopez and pitcher Herb Score, was inducted into the Cleveland Indians Hall of Fame in 2006.



Bob Uecker (1960) - Suite 342

MLB TEAMS PLAYED FOR

Milwaukee Braves (1962-63), St. Louis Cardinals (1964-65), Philadelphia Phillies (1966-67), Atlanta Braves (1967)

While Milwaukee native Bob Uecker only appeared in eight games for the Indians in 1960 and was a lifetime .200 hitter over six major league seasons, he did play for his hometown team, won a World Series with the Cardinals in 1964 and hit three of his 14 career home runs off future Hall of Famers Sandy Koufax, Gaylord Perry and Fergie Jenkins. Uecker caught his break when he became a regular guest on Johnny Carson's Tonight Show, on which the famous TV host branded Uecker the nickname "Mr. Baseball." Uecker became radio broadcaster of the Milwaukee Brewers in 1971 and was part of ABC and NBC Major League Baseball broadcasts in the 1970s and 1990s. In 1989, Uecker's part-time acting career landed him a prominent role as Cleveland broadcaster Harry Doyle in the *Major League* film trilogy. Uecker was on the call for Robin Yount's 3,000th career hit on Sept. 9, 1992, one of many iconic broadcasting moments in his legendary career. In 2003, he was honored with the Ford C. Frick Award in recognition of his broadcasting career, and his catchphrase home run call "Get up! Get up! Get outta here! Gone!" resonates with Brewers and baseball fans across the country.



Owen J. "Donie" Bush (1908, 1924-26, 1941-52, 1955-69) - Suite 345

MLB TEAMS PLAYED FOR

Detroit Tigers (1908-21), Washington Senators (1921-23)

MLB TEAMS MANAGED

Washington Senators (1923), Pittsburgh Pirates (1927-29), Chicago White Sox (1930-31), Cincinnati Reds (1933)

One of the original 16 members inducted into the Indiana Baseball Hall of Fame in 1979, Indianapolis native Donie Bush contributed significantly to Indians baseball, both on and off the field. Prior to being honored as the "King of Baseball" at Major League Baseball's 1963 Winter Meetings, Bush was a player, manager, president and owner of the Indians at various points of his career. He first suited up for the Indians in 1908 and helped lead the team to a 92-61 record and American Association pennant. Bush made his MLB debut that year in Detroit, where he led the American League in walks five times (1909-12, 1914) and finished third in the 1914 AL MVP race. Bush was a nightmare on the basepaths as well, swiping 30-plus bags eight times in his career (1909-15, 1917). At age 35 in 1923, he served as a player-manager for the Washington Senators before returning to Indy in 1924. He managed the Indians to three straight 90-plus win seasons in the American Association and even took the field briefly in both 1924 and 1926. Bush's managerial success earned him the same gig with the Pittsburgh Pirates in 1927, and he didn't disappoint in leading the Buccos to a 94-60 record and World Series berth. He skipped another five years in the big leagues before an opportunity arose with his hometown club. In 1941, Bush and Frank E. McKinnery bought the Indianapolis Indians from Norman Perry Sr., and Bush became co-owner and president as a result. For the entire 1943 season and part of 1944, Bush maintained his front office roles while returning to the dugout as field manager. In total, he piloted 497 wins in the major leagues and 365 victories for Indy. After Bush stepped down as Indianapolis' president and sold his remaining club ownership rights to the Cleveland Indians, he became a scout for the Boston Red Sox from 1953-55. Bush made a fourth and final return to the Indians in Nov. 1955, becoming president through January 1969. In 1967, old Victory Field was renamed Bush Stadium in honor of Indianapolis' "Mr. Baseball." Bush's baseball career continued as a scout for the Chicago White Sox until he passed at age 84 in March 1972.



Ted Beard (1947-51, 1956-63) - Suite 346

MLB TEAMS PLAYED FOR

Pittsburgh Pirates (1948-52), Chicago White Sox (1957-58)

The longest-tenured position player in franchise history, Ted Beard unsurprisingly ranks among all-time Indians leaders in numerous offensive categories. His defense was superb as well; following a two-game stint in 1947, Indianapolis fans nicknamed him "The Arm" after he recorded 31 outfield assists in his first full season. He quickly became a favorite among his teammates and fans with his hustle. At just 5-foot-8 and 165 pounds, Beard led the 1948 American Association in triples (17), walks (128) and runs scored (131), helping guide Indy to the pennant and the franchise's lone 100-win season. One year later, he drew a single-season record 132 walks while propelling the team to its third American Association Championship and first Junior World Series title. The scrappy talent spent parts of seven seasons in the big leagues, and one of his six career major league homers is still remembered to this day. What Beard would later describe as "a mistake" because he rarely hit home runs at all, the left-handed hitter became the second of 10 players ever to hit a home run over the 86-foot-high right field roof at Forbes Field in 1950. Fifteen years prior, Babe Ruth was the first to accomplish the feat, doing so on his last of 714 career home runs. Beard is Indy's all-time leader in career walks (707) and ranks in the top five in triples (2nd), runs scored (2nd), doubles (4th), games played (4th) and hits (5th). He also managed the club for half of the 1960 season and admirably served as an Army medic in the Pacific theatre of World War II.




George Foster (1973) - Suite 351

MLB TEAMS PLAYED FOR

San Francisco Giants (1969-71), Cincinnati Reds (1971-81), New York Mets (1982-86), Chicago White Sox (1986)

George Foster was a feared right-handed slugger from the mid-1970s to the mid-80s. At age 23, Foster appeared for the Reds in Games 1 and 5 of the 1972 World Series against Oakland but did not receive an at-bat. He returned to the minors the following year and hit .262 with 15 home runs, 26 doubles and 60 RBI for Indianapolis. Foster finally hit his stride in 1976 with his first of four straight National League All-Star selections, even winning MVP of the All-Star Game. The California native hit 29 home runs and drove in an NL-high 121 RBI that year, helping The Big Red Machine to its second consecutive World Series Championship while finishing second in the NL MVP race behind Reds teammate Joe Morgan. In 1977 Foster exploded with major league bests in home runs (52), RBI (149), total bases (388) and slugging percentage (.631) to win NL MVP, and his 1978 season saw him again lead the NL in RBI (120). In his last season with the Reds, Foster earned his fifth and final All-Star bid, won a Silver Slugger Award and finished third in the MVP race. He split his last 18 big league seasons between the Mets and White Sox, with New York awarding him a World Series ring following their 1986 Championship. Overall, Foster had 10 seasons with 20-plus home runs and seven with 90 or more RBI. He was inducted into the Reds Hall of Fame in 2003.



Mordecai "Three Finger" Brown (1919) - Suite 352

MLB TEAMS PLAYED FOR

St. Louis Cardinals (1903), Chicago Cubs (1904-12, 1916), Cincinnati Reds (1913), St. Louis Terriers - Federal League (1914), Brooklyn Tip-Tops - Federal League (1914), Chicago Whales - Federal League (1915)

During his youth, Mordecai Brown got the nickname "Three Finger" when he lost parts of two fingers on his right hand in a farming accident. Raised 60 miles west of Indianapolis in Nyesville, Ind., Brown used his accident as an advantage when playing baseball. The movement on his pitches was second to none in the early 1900s, including a curveball that Detroit Tigers legend Ty Cobb dubbed as "the most deceiving and most devastating pitch he ever faced." Brown led the majors with a 1.04 ERA in 1906 before leading the Chicago Cubs to back-to-back World Series titles in 1907 and 1908. During his 29-win 1908 campaign, he became the first pitcher in MLB history to toss four consecutive shutouts. Brown pitched for Indianapolis in 1919 at age 42 and was elected into the National Baseball Hall of Fame by the Veterans Committee in 1949.




Larry Walker (1989) - Suite 353

MLB TEAMS PLAYED FOR

Montreal Expos (1989-94), Colorado Rockies (1995-2004), St. Louis Cardinals (2004-05)

Larry Walker was a key contributor to Indianapolis' run at a fourth straight American Association Championship and second consecutive Triple-A Classic title in 1989. He batted .270 with 12 home runs, 59 RBI and a team-best 36 stolen bases for the 89-57 squad. The 22-year-old Canadian broke into the majors that season with the Montreal Expos. His 1992 campaign featured a National League All-Star bid, Gold Glove and Silver Slugger Award. Another Gold Glove honor in 1993 preceded an NL-high 44 doubles in 1994 before his career took off in Colorado. He became the first Canadian to win an MVP, doing so in 1997 behind a league-best and career-high 49 homers. Walker added four more All-Star selections (1997-99, 2001), five Gold Gloves (1997-99, 2001-02) and two Silver Sluggers (1997, 1999) with the Rockies. He was a three-time MLB batting champion while in Colorado (1998-99, 2001) and peaked with a .379 average to close out the 20th century, becoming just the fifth player since 1940 to hit .379 or higher in a single season. He finished his playing career with St. Louis, appearing in two postseasons. Walker carried St. Louis to the 2004 World Series against Boston and set the franchise record for most home runs by a left-handed hitter in postseason play with six. In the series opener, his four-hit performance made him the seventh Cardinals player and first since Lou Brock in 1969 to record four knocks in a World Series game. Following retirement, Walker served as hitting coach of the Canadian national team in multiple World Baseball Classics. On Jan. 21, 2020, and in his 10th and final year on the BBWAA Hall of Fame ballot, Walker was announced as a National Baseball Hall of Fame inductee alongside First Ballot Hall of Famer Derek Jeter.



Razor Shines (1984-89, 1991-93) - Suite 355

MLB TEAMS PLAYED FOR

Montreal Expos (1983-85, 1987)

A name synonymous with Indianapolis Indians baseball, Razor Shines played in over 800 games for the Indians across nine seasons. While he only saw brief major league action in parts of four seasons, Shines played a huge role in guiding Indianapolis to American Association dominance throughout the 1980s. His best season with Indy came in 1984 when he had 26 doubles, 18 home runs and 80 RBI, but the Indians fell short in their AA Championship Series against Louisville. Following the loss, Shines led the Indians to three AA Pennants (1986, 1988-89) and four straight AA Championships (1986-89). Overall, Shines' longevity and success placed him among Indy's all-time leaders in home runs (3-3rd), RBI (4th) and doubles (5th). He was a player-hitting coach for Indy in 1993 and attended the final game played at Bush Stadium on July 3, 1996. Shines coached and managed for various minor league teams up through 2015 and accepted big league opportunities in 2007 as third base coach of the White Sox and first base coach for the Mets from 2009-10.



Dave Concepcion (1969) - Suite 356

MLB TEAMS PLAYED FOR

Cincinnati Reds (1970-88)

Originally drafted by Cincinnati as a pitcher, Dave Concepcion became one of the Reds' and National League's greatest all-time shortstops. Before spending each of his 19 major league seasons in Cincy, Concepcion played in 42 games and batted .341 for the Indians in 1969. He made his MLB debut the following year at age 22 and earned his first NL All-Star bid in 1973. Despite missing the All-Star cut in 1974, he did manage to steal a career-high 41 bases while winning his first Gold Glove Award. Concepcion then reeled off eight consecutive All-Star selections from 1975-82, also winning four additional Gold Glove Awards (1975-77, 1979) and two Silver Slugger Awards (1981-82). He played in five postseasons - four of which the Reds advanced to the World Series (1970, 1972, 1975-76) - winning the last two. He was part of The Big Red Machine's intimidating "Great 8" lineup that featured Pete Rose, Johnny Bench, Joe Morgan and former Indy Indians Ken Griffey Sr. and George Foster. In his last of nine All-Star Games, Concepcion was named MVP after hitting a home run for the victorious NL side. The Reds honored the Venezuelan by inducting him into their Hall of Fame in 2000 and later retired his No. 13 jersey on Aug. 25, 2007.




Herb Score (1952, 1954, 1962-63) - Suite 357

MLB TEAMS PLAYED FOR

Cleveland Indians (1955-59), Chicago White Sox (1960-62)

On his 19th birthday in 1952, Herb Score signed a contract with the Cleveland Indians and was assigned to Indianapolis where he made 12 appearances (10 starts) with the Indians. Two years later, Score returned to Indy and delivered the most dominant season in franchise history, pacing the American Association with 22 wins, a 2.62 ERA and a league- and franchise-record 330 strikeouts. Score reached the majors the following year and was named an American League All-Star and Rookie of the Year after going 16-10 with an MLB-high 245 strikeouts. His streakout total set a rookie record and lasted until 1984, and it made him one of eight rookie pitchers in the 20th century to tally 200 or more strikeouts in their debut season. He again earned an AL All-Star nod and led all major league pitchers in strikeouts with 263 recorded in 1956. Unfortunate injuries derailed Score's playing career in the late '50s, but he joined Cleveland's broadcast team in 1964 and continued in that role through the 1997 season. He was inducted into the Cleveland Indians Hall of Fame in 2006 alongside former Indy Indians player-manager Al Lopez and slugger Rocky Colavito.




Eric Davis (1983) - Suite 358

MLB TEAMS PLAYED FOR

Cincinnati Reds (1984-91, 1996), Los Angeles Dodgers (1992-93), Detroit Tigers (1993-94), Baltimore Orioles (1997-98), St. Louis Cardinals (1999-2000), San Francisco Giants (2001)

Eric Davis was a rare five-tool player from the mid-1980s into the late '90s. He played in 19 games for the Indians in 1983, batting .299 with four doubles, seven home runs and 19 RBI. Davis later made his MLB debut as a 21-year-old in May 1984 and quickly became one of baseball's most entertaining players. In 1986, Davis joined Rickey Henderson as the only players in baseball history to hit 20-plus homers and swipe 80 or more bases in the same season. Those numbers tied up National League All-Star bids in 1987 and 1989, in addition to three consecutive Gold Glove Awards (1987-89). He became the first member of the 30/50 club, hitting 37 home runs to go along with 50 stolen bases in 1987. Barry Bonds would later join the 30/50 club in 1990, but Davis' Reds got the best of Bonds' Pirates in the NLCS. Davis went on to contribute a Game 1 home run and five total RBI in Cincinnati's 4-0 World Series sweep of Oakland. Davis was the first former Indianapolis Indian to win the Home Run Derby (1989) and was a recipient of the Roberto Clemente Award after beating a May 1997 colon cancer diagnosis. He was inducted into the Reds Hall of Fame in 2005.



Al Lopez (1948-50) - Skyline 1

MLB TEAMS PLAYED FOR

Brooklyn Robins (1928, 1930-31), Brooklyn Dodgers (1932-35), Boston Bees (1936-40)
Pittsburgh Pirates (1940-46), Cleveland Indians (1947)

MLB TEAMS MANAGED

Cleveland Indians (1951-56), Chicago White Sox (1957-65, 1968-69)

Al Lopez was a dependable backstop for four organizations over 19 seasons, earning a pair of National League All-Star selections along the way (1934, 1941). He then took the reins as player-manager for Indianapolis in 1948, and in his three-year tenure with the Indians, logged the only 100-win season (1948, 100-54) and third of 10 American Association Championships in franchise history (1949). Lopez's minor league managerial success eventually earned him big league opportunities to manage the Cleveland Indians and Chicago White Sox. He averaged 95 wins per season with Cleveland, including an American League record 111 wins and AL Pennant in 1954. Lopez later joined the White Sox and delivered the South Siders their fifth AL Pennant in 1959. Over a 16-year span (1949-64), the only teams other than the New York Yankees to represent the AL in the World Series were Lopez's 1954 Indians and 1959 White Sox. He was elected into the National Baseball Hall of Fame by the Veterans Committee in 1977. Lopez lived to the age of 97 and passed just four days after watching the White Sox win the 2005 World Series, their first since 1917.



Charles "Gabby" Hartnett (1942) - Skyline 2

MLB TEAMS PLAYED FOR

Chicago Cubs (1922-40), New York Giants (1941)

MLB TEAMS MANAGED

Chicago Cubs (1938-40)

Viewed as one of the best catchers in baseball history, Charles "Gabby" Hartnett rocked Indianapolis headlines when he was named Indians manager for the 1942 season. At age 41, Hartnett even took the field for Indy in 72 contests, clubbing four home runs while the team finished 76-78 overall. Hartnett first broke into the majors in 1922 and racked up six National League All-Star bids (1933-38) and the 1935 NL MVP. He finished second in the 1937 NL MVP race after posting a .354 batting average for the Cubs, the highest mark recorded by a catcher for the next 60 years. From 1938-40, Hartnett served as both a player and manager for the Cubs. Hartnett became the third Indianapolis Indian elected into the National Baseball Hall of Fame in 1955.




Andres Galarraga (1985) - Skyline 3

MLB TEAMS PLAYED FOR

Montreal Expos (1985-91, 2002), St. Louis Cardinals (1992), Colorado Rockies (1993-97), Atlanta Braves (1998, 2000), Texas Rangers (2001), San Francisco Giants (2001, 2003), Anaheim Angels (2004)

In his seventh minor league season, Andres Galarraga led all Indianapolis players in home runs (25), triples (8) and RBI (82) en route to Team MVP and American Association Rookie of the Year honors. His prolific power translated to the big leagues, where he recorded three consecutive seasons of 40-plus home runs (1996-98). He was a five-time National League All-Star (1988, 1993, 1997-98, 2000) and garnered two Gold Glove (1989-90) and Silver Slugger Awards (1988, 1996). He was the first Colorado Rockies player to be elected to the All-Star Game and first Venezuelan to win a batting title when he hit a league-best .370 in 1993. His .370 clip was the highest mark by a right-handed batter in the majors since Joe DiMaggio hit .381 in 1939. He then became an RBI-machine with 150 and 140 RBI back-to-back years (1996-97), both NL highs. Galarraga missed the entire 1999 season when he was diagnosed with non-Hodgkin's lymphoma, a form of lymphatic cancer, but he returned to the Braves in 2000 and hit .302 with 28 home runs and 100 RBI. As a result, he was awarded his second career Sporting News National League Comeback Player of the Year Award.



Harmon Killebrew (1958) - Skyline 4

MLB TEAMS PLAYED FOR

Washington Senators (1954-60), Minnesota Twins (1961-74), Kansas City Royals (1975)

On June 23, 1954, 17-year-old Harmon Killebrew made his major league debut with the Washington Senators. Four years later, Killebrew hit two home runs in 38 games for Indianapolis. It wasn't until Killebrew's age-23 season in 1959 that his prodigious power would earn him the nicknames "Hammerin' Harmon" and "Killer." He smashed an American League-leading 42 home runs for the Senators that year, the first of eight career 40-plus homer seasons. Baltimore Orioles manager Paul Richards marveled at Killebrew's titanic blasts, once telling media "Killebrew can knock the ball out of any park, including Yellowstone." Following the 1960 season, the Senators moved to Minnesota and became the Minnesota Twins. Killebrew's lone World Series appearance came in 1965 under the tutelage of manager and former Indianapolis Indian Sam Mele. The 11-time AL All-Star (1959, 1961, 1963-71) and 1969 AL MVP spent his last of 22 major league seasons with the Kansas City Royals. On May 4, 1975, Killebrew returned to Metropolitan Stadium in Minneapolis, where the Twins retired his No. 3 in a pregame ceremony. With the crowd on its feet during his first at-bat in an opposing uniform, Killebrew fittingly cranked the first pitch he saw into the left-field bleachers for a home run. The Idahoan retired with 573 career homers under his belt and was inducted into the National Baseball Hall of Fame in 1984.



Luke Appling (1962) - Suite 365


MLB TEAMS PLAYED FOR

Chicago White Sox (1930-43, 1945-50)

MLB TEAMS MANAGED

Kansas City Athletics (1967)

Luke "Old Aches and Pains" Appling managed the Indians during the 1962 season, leading them to the American Association Pennant with an 89-58 record. Five years later, Appling's only big league managing experience came during a 40-game stint with the Kansas City Athletics. Appling's entire playing career was spent with the Chicago White Sox, where he primarily played shortstop and often led the team offensively. Appling paced the American League with a .388 batting average in 1936 and a .328 clip in 1943, two of 14 full seasons where the lifetime .310 hitter batted north of .300. World War II interrupted his 1944 season and most of 1945, but the two-time AL MVP runner-up (1936, 1943) and seven-time AL All-Star (1936, 1939-41, 1943, 1946-47) didn't miss a beat. Only 587 of his 2,749 career hits went for extra bases, but he added 1,302 walks and a .399 on-base percentage to his résumé. In 1964, Appling won a winner-take-all runoff election to gain entry into the National Baseball Hall of Fame. In the initial election, he garnered 70.6 percent of the vote as the top vote-getter but still fell nine votes short of the necessary 75 percent needed for induction. The subsequent runoff election saw him earn 94 percent of the vote – five votes ahead of 273-game winner and former Red Sox and Yankees hurler, Red Ruffing.



- A -

Abarbanel, Michael "Mickey"	1967
Abernathie, William	1952-53
Acevedo, Juan	2000
Ackley, Florian "Fritz"	1963-64
Adair, James "Choppy"	1939
Adams, Herb	1953
Adams, Jon "Mike"	2004
Adams, Karl	1914
Adams, Terry	2006
Aderholt, Morris "Morrie"	1946
Afenir, Michael "Troy"	1993
Agee, Tommie	1965
Agosta, Thomas "Junior"	1957
Agrazal, Dario	2019
Aguila, Christopher "Chris"	2007
Aguirre, Hank	1955-56
Ainsmith, Edward	1926
Alberts, Francis "Butch"	1979
Albosta, Edward	1947
Alcala, Santo	1974-75
Alcantara, Israel "Izzy"	2002
Alderson, Timothy "Tim"	2012-13
Aldrete, Michael	1989
Aldridge, Victor	1915-16
Aleno, Charles	1941
Alexander, Manuel "Manny"	2002
Alfaro, Jason	2006
Alfonso, Carlos	1976
Alford, Anthony	2021
Aliperto, Joseph	1944
Aldred, Cam	2021
Allemang, Harry	1903-04
Allen, Bill	1914
Allen, Horace "Pug"	1924-25
Allen, Marlon	1996
Alou, Moises	1990
Altobelli, Joe	1954-56, 1958
Alvarez, Jesus "Orlando"	1977
Alvarez, Pedro "El Toro"	2010-11
Amaro, Ruben	1960
Ambler, Wayne	1941
Ambrose, Elmer	1927, 1929-30
Amezaga, Alfredo	2005
Anderson, Charles	1944
Anderson, Donald	1970
Anderson, Harry	1961
Anderson, John	1927-28
Anderson, Kent	1993
Anderson, Michael	1993
Anderson, Norman "Craig"	1965
Anderson, Scott	1989-90
Anderson, Tanner	2018, 2021
Andino, Robert	2013-14
Andres, Ernie	1947
Andujar, Joaquin	1973-74
Angley, Thomas	1930-33
Anna, Dean	2014
Anthony, Eric	1995-96
Archie, George	1937
Archinski, Anthony	1940
Arias, Amador	1995-96
Arline, James	1979
Armbrister, Edison "Ed"	1972-74, 1978
Armstrong, James	1969-70
Armstrong, Michael	1978
Arnsberg, Bradley	1993
Ascanio, Jose	2009, 2011
Ashenfelder, Roy	1912
Ashley, Nevin	2014
Ashley, Shon	1992
Atchley, Justin	1999
Atherton, Charlie	1906
Atkins, Arnold "Arnie"	1957
Attreau, Richard	1922
Averill, Earl	1955-56

Ayala, Robert	1993
Aylward, Dick	1953

- B -

Babb, Charles	1902
Babitt, Mack "Shooty"	1984
Baerga, Carlos	1999
Baez, Kevin	1998-99
Bagby, James	1948
Bahr, Edson	1948-49
Bailey, Arthur "Gene"	1924
Bailey, Ben	1996
Bailey, John "Mark"	1988
Baird, Doug	1921-22
Baker, Derrell	1985-87
Baker, Kenneth	1984
Baker, Steven	1985
Baker, William	1938-39
Bako, Gabor "Paul"	1997
Balas, Mitchell "Mike"	1939-40
Baldschun, Jack	1968
Balester, Collin	2015
Baller, Jay	1989
Ballinger, Henry "Del"	1950
Baney, Richard	1971, 1973-75
Barbato, Johnny	2017
Barberie, Bret	1991-92
Bargar, Greg	1984-85
Baringer, Allen	1934
Barker, Kevin	2000-01
Barker, Leonard "Large Lenny"	1986
Barnes, Clint	2014
Barnes, Barrett	1917
Barnes, Brian	1989, 1991-92
Barnes, Luther "Lute"	1974-75
Barnes, William	1943
Barnes, William "Skeeter"	1981-83, 1985-86
Barnhardt, Jim	1953
Barnhart, Clyde "Pooch"	1928-31
Barnhart, Leslie "Barney"	1931-32
Barnhart, Victor	1947
Barnwell, Christopher "Chris"	2009
Baron, Steven	2019
Barranca, German	1981-82
Barrett, Charles "Red"	1939-40
Barrett, Francis "Frank"	1946-48
Barrett, Timothy	1985-89
Barrios, Manuel	1999
Barrios, Yhonathan	2015
Barski, Martin	1973
Barthmaier, James "Jimmy"	2008-09
Bartlett, Lee	1921-22
Basgall, Romanus "Monty"	1950-51
Bashlor, Tyler	2021
Bass, Brian	2010
Bastardo, Antonio	2017
Bastien, Jack	1941
Bates, Hubert "Bud"	1936
Batts, Matthew	1955
Bauer, Charles	1940
Bauer, John	1967
Baumer, Jarrett "Jack"	1952-53
Bautista, Denny	2009
Bautista, Jose "Joey Bats"	2005-06, 2008
Bayliss, Jonah	2006-08
Beam, Theodore "T.J."	2008
Beard, Ted	1947-51, 1956-63
Bearse, Kevin	1991
Beatty, Gordon "Blaine"	1992, 1995
Beauchamp, James	1968
Becker, Joseph	1941
Bedore, Frederick "Eagle"	1931-35
Begley, James "Imp"	1924
Behney, Melvin "Mel"	1970-72
Beimel, Joseph "Joe"	2011
Bejma, Aloysius "Ollie"	1929-30
Belcher, Timothy	1995
Belinda, Stanley "Stan"	1999

ORGANIZATION

2022 INDIANS

INTERNATIONAL
LEAGUE

2021 REVIEW

PIRATES

HISTORY

GENERAL

ALL-TIME ROSTER						
GENERAL	HISTORY	PIRATES	2021 REVIEW	INTERNATIONAL LEAGUE	2022 INDIANS	ORGANIZATION

ALL-TIME ROSTER

ORGANIZATION

2022 INDIANS

INTERNATIONAL
LEAGUE

2021 REVIEW

PIRATES

HISTORY

GENERAL

Bundy, Lorenzo "Bud"	1989	Castiglione, Pete	1947-48
Bunker, Richard	1960	Castillo, Diego	2021
Burba, David "Dave"	2003	Castillo, Jose	2005
Burdi, Nick	2018	Castillo, Wilkin	2015
Burge, Arlie "David"	1968-69	Castle, Carmel	1941
Burk, Charles	1913-15	Castro, Jose	1990
Burke, James	1909, 1911	Castro, Rodolfo	2021
Burke, Timothy	1984	Cates, Timothy	1984-85
Burkhart, Lance	2002	Cato, John "Keefe"	1982-83
Burnett, Allan "A.J."	2012	Catton, Robert	1964
Burnett, Sean	2006-08	Caudill, William	1977
Burns, ***	1912	Causey, Cecil "Red"	1922
Burns, John	1906	Cavet, Tillar "Pug"	1918-23
Burns, Joseph	1944	Cecil, Rex	1946
Burns, William	1966	Cedeno, Ronny	2011
Burnside, Sheldon	1979-80	Cederlind, Blake	2019
Burres, Brian	2010-11	Cervelli, Francisco	2016, 2019
Burrus, Maurice "Dick"	1928	Cesar, Dionys	2001-02
Burwell, William	1923-34	Chadbourne, Chester "Chet"	1909-10
Busby, Dylan	2021	Chakales, Robert "The Golden Greek"	1952-53
Busby, Michael "Mike"	2000	Chamberlain, Hal	1934-35
Bush, Owen "Donie"	1908, 1924, 1926	Chambers, Inman "Lamar"	1951-52
Butcher, Henry	1915, 1918	Chambers, Travis	1990
Butera, Salvatore "Sal"	1984-85	Chaney, Darrel	1971
Buttler, Victor "Vic"	2006	Channell, Lester	1911
Butzberger, Al	1932-34	Chantres, Carlos	2001
Byers, Oliver	1944	Chapman, Glenn	1932-33, 1938-39
- C -		Chavez, Jesse "Flaco"	2006-08
Cabrera, Daniel	2012	Chavez, Raul	2008
Cabrera, Ramon	2012	Chavis, Michael	2021
Caffie, Joe "Rabbit"	1953-55	Chelini, Italo "Lefty"	1941
Caldwell, Earl "Teach"	1940	Chenault, William	1907
Callaghan, Martin	1933	Cheney, Laurence	1909-11
Callison, John	1958-59	Chiaffredo, Paul	2005-06
Caminero, Arquimedes	2016	Chiaivacci, Ronald "Ron"	2005-06
Camp, Norm	1953	Chick, Travis	2010
Campbell, Archie	1931-32	Chiffer, Floyd	1986
Campbell, Bruce	1930	Childers, Jason	2002-04
Campbell, Michael	1989	Childers, Matthew "Matt"	2002-04
Campbell, William	1923-24	Chisenhall, Lonnie	2019
Campos, Francisco	2002-03	Chrisley, Barbra "Neil"	1957
Canate, William	1993	Christenbury, Lloyd	1923-25, 1927
Cancel, Robinson	2001	Christenson, Ryan	2002
Candaele, Casey	1985-86, 1988, 1994	Christmas, Stephen "Steve"	1982-83
Cantwell, Richard	1915	Chulk, Charles "Vinnie"	2010
Canzler, Russell "Russ"	2013	Cianfrocco, Angelo "Archi"	1992
Capilla, Douglas	1978	Cicero, Joseph "Dody"	1930
Capps, Matthew "Matt"	2005	Cicotte, Edgar	1906
Cappuzzello, George	1978-79	Cieslak, Thaddeus "Ted"	1946
Capri, Patrick	1944	Ciriaco, Pedro	2010-11
Capuano, Christopher "Chris"	2004	Claggett, Anthony	2010-11
Carbo, Bernardo "Bernie"	1969	Clark, Alfred "Allie"	1958
Cardoni, Armand "Big Ben"	1945	Clark, Brady	2003
Carey, Brooks	1982	Clark, James	1951
Carisch, Frederick	1911	Clarke, Jay	1912-13
Carl, Ray	1927	Clarke, Sumpter	1925
Carlin, Lucas "Luke"	2010	Clay, Danny	1990
Carlos, Francisco "Cisco"	1967	Clemens, Chester "Chet"	1944
Carlucci, Richard	1982-83	Clement, Jeffrey "Jeff"	2009-12
Carlyle, Roy	1932	Clemente, Edgard	2002
Carr, Charles "C.C."	1906-10	Clema, Clifford "Scott"	1987
Carr, John	1904-06	Cleverly, James	1955
Carrara, Giovanni	1996-97, 1999, 2006	Cline, James "Pat"	2000
Carrasco, Hector	1996-97	Clinkscales, Lester	1965-66
Carreon, Camilo	1959	Coco, Pasqual	2003
Carroll, Brett	2013	Coffey, John	1910
Carroll, Thomas	1973-76	Colavito, Rocky	1954-55
Carter, ***	1926	Colbrunn, Gregory	1992
Carter, Leon	1958-59	Cole, Gerrit "Cole Train"	2012-14, 2016
Carter, Paul	1916	Cole, Richard	1951
Carter, Steven	1993	Cole, William "Rodger"	1986-87
Casanova, Raul	2000, 2002	Cole, Willis	1914-16
Case, Bobby Joe	1959	Coleman, Gordon	1955
Casey, Joseph	1912-13	Coleman, Vincent	1996
Casey, Sean "The Mayor"	1998	Coley, Austin	2018
Cash, Norman	1958	Collier, Louis "Lou"	2000-01
Cassini, Jack "Scat"	1948-49	Colon, Roman	2013

ALL-TIME ROSTER			
GENERAL	HISTORY	PIRATES	2021 REVIEW
INTERNATIONAL LEAGUE	2022 INDIANS	ORGANIZATION	
Combe, Geoffrey	1979-81	Cunningham, Todd	2018
Comorosky, Adam	1928	Curry, Matthew "Matt"	2012, 2014
Concepcion, David	1969	Curtis, Clifton	1905
Conde, Ramon "Wito"	1962-70	Curtis, Robert "Wes"	1951
Conner, Decomba	1996	Cutshall, William	1985-86
Connolly, Mervin "Bud"	1927-30	Cvengros, Michael	1930-31
Connolly, Michael "Mike"	2005-06	- D -	
Conti, Stanley "Jason"	2003	Daglia, Peter	1932-33
Contreras, Jose	2013	Dahlke, Jerome "Jerry"	1957-58
Contreras, Roansy	2021	Dale, Emmett	1916-19
Conway, Jack	1949	Dalesandro, Mark	2000
Conyers, Herbert	1952	Daley, Leavitt "Buddy"	1953-54, 1956
Conzelman, Joseph	1915	Dallessandro, Nicholas "Dom"	1949-51
Coogan, Dale	1949-50	D'Amico, Jeffrey "Jeff"	2000
Cook, Cliff	1961	Daney, Arthur	1929-31
Cook, James	1907-08	Darcy, Patrick	1974, 1976
Cook, Kerry	1985	d'Arnaud, Chase	2011-14
Cooke, Steven "Steve"	1998	Daugherty, John "Jack"	1987-88
Coolbaugh, Michael "Mike"	2001	Dauphin, Philip	1993
Cooney, John	1932-35	Davidson, Billy Joe	1954-55
Cooper, Gary	1994	Davidson, David "Dave"	2007, 2009
Cooper, William "Walker"	1958-59	Davidson, Randall	1978-79
Coppinger, John "Rocky"	2001	Davidson, Robert "Paul"	1908-09
Corbett, Douglas	1978-79	Davidson, William	1964
Corbett, Raymond	1983	Davins, James	1990
Cordero, Wilfredo	1991-92	Davis, Austin	2021
Cordier, Erik	2013	Davis, Blake	2014
Corey, Mark F.	1998, 2005, 2007	Davis, Bret	1991
Corey, Mark M.	1986-87	Davis, Douglas "Doug"	2003
Corrales, Patrick "Ike"	1968, 1972	Davis, Eric	1983
Correll, Victor	1978	Davis, George "Storm"	1995
Cortes, Jorge	2008	Davis, James	1998-99
Cosman, James	1969, 1971	Davis, Jason	2008-09
Coste, Christopher "Chris"	2004	Davis, Kane	2000
Costello, John	1990	Davis, Michael	1991
Costo, Timothy	1993-94	Davis, Rajai "Raj"	2006-07
Cota, Humberto	2005, 2007	Davis, Rookie	2019
Cotelle, Cosmo "Como"	1934-36, 1944	Davis, Taylor	2021
Cotter, Richard	1913	Davis, Thomas	1945
Coulter, Arthur	1902-03, 1907-08	Davis, William	1976
Courtright, John	1994-95	Davidson, Michael	1971
Covington, Clarence "Sam"	1918-22	Dawkins, Travis "Gookie"	2006
Cox, William	1941	Dawley, William	1980-82
Crable, Glen	1960	Dawson, Rexford	1915-17, 1919
Craig, Edward	1905	Dawson, William "Willie"	1964
Craig, Peter	1967	Dean, Kevin	1989
Craig, Will	2019, 2021	DeBusschere, David	1964-65
Crandall, James	1936-37	DeCaster, Yurendell	2005-07
Crandall, Karl	1913-16	DeCastris, Frank "Chico"	1971
Crane, Sam	1918-19	Decker, Jaff	2014-15
Crawford, Alfred	1969-72	Deimon, Jeffrey	1989
Crawford, Glenn "Shorty"	1948	DeFreites, Arturo	1974-79
Crawford, James	1932	Dehn, Gregory "Gordy"	1973
Crawford, Joseph "Joe"	2000	Deininger, William	1947
Creasy, Jason	2016	De Jesus, Ivan	2013
Crespo, Cesar	2005	De Jong, Chase	2021
Crick, Kyle	2018	Delahanty, Frank	1910
Cromer, Brandon	2000	de la Hoz, Miguel "Mike"	1969-70
Cromer, David "D.T."	1999	Delaney, Jason	2008-09
Cromley, Lyle	1904-07	De La Rosa, Jorge	2004
Cross, Montford "Monte"	1909	Delay, Jason	2021
Crotta, Michael	2010-11	Delgado, Alex	2003-04
Crouse, Clyde "Buck"	1930	Del Greco, Robert	1966
Crow, Prentis "Lee"	1966	De Los Santos, Valerio	2002
Crowe, Wil	2021	De Los Santos, Yerry	2021
Crowley, James "Jim"	1997-98	Delsing, James	1957
Crowley, ***	1903	DeLucia, Richard	1994
Crudale, Michael "Mike"	2003	DeMontreville, Leon	1904
Crum, Clarence	1918-20	Dennis, Donald	1967
Cruz, Luis	2008-09	Denson, Drew	1995
Cruz, Oneil	2021	Dente, Sam	1953
Cucjen, Romulo "Romy"	1990	Derrick, Claud "Deek"	1916-17
Cuellar, Miguel "Mike"	1961	Derringer, Paul "Duke"	1946
Culberson, Calvin	1993	Derrington, Charles "Jim"	1958
Cummings, Midre	2002	Desautels, Eugene	1952
Cumpton, Brandon	2013-14, 2017	DeShields, Delino "Bop"	1989
Cunnane, William "Will"	2001	Detore, George	1945

176

2022 INDIANAPOLIS INDIANS MEDIA GUIDE

ALL-TIME ROSTER

ORGANIZATION

2022 INDIANS

INTERNATIONAL
LEAGUE


2021 REVIEW

PIRATES

HISTORY

GENERAL

Detweiler, Robert "Ducky"	1946	Duval, Michael "Mickey"	1979
Devore, Joshua	1919	Dyck, Jim	1955
Diaz, Alexis	1991	Dyer, Sidney	1930
Diaz, Argenis	2009-10	- E -	
Diaz, Einar	2007	Earley, Arnold	1960
Diaz, Elias	2014-17, 2019	Earley, Thomas	1945
Diaz, Jose "Jumbo"	2012	Easley, Edward "Ed"	2016
Diaz, Rafael "Ralph"	1992	Easter, Luscious "Luke"	1952
Diaz, Robinson	2008-09	Easterwood, Roy	1939
Dibble, Robert	1994	Eastwick, Rawlins "Rawly"	1973-75
Dick, Edward	1961	Eaton, Craig	1984
Dickerson, Christopher "Chris"	2014	Ebert, Derrin	2002-03
Dickerson, Corey	2019	Eckelman, Matt	2019, 2021
Dickerson, Walter	1945	Eckhardt, Oscar "Ox"	1936-37
Dickey, Guy	1904-05	Eddie, Steven "Steve"	1996, 1999
Dickey, Lloyd	1952	Edelen, Benny "Joe"	1982-83
Dickson, Cody	2017	Edington, Jacob "Stump"	1914
Diehl, George	1943-44	Edwards, Johnny	1961
DiFabio, Joseph	1971	Edwards, Michael "Mike"	2006-07
Difo, Wilmer	2021	Egerer, Harold	1936
Dilks, Darren	1984	Eischen, Joseph "Joey"	1997-98
Dill, Robert	1945	Eldred, Bradley "Brad"	2005-07
Dismuke, James "Jamie"	1994-95	Elia, Lee	1965-67
DiTusa, Domenick	1957	Ellam, Roy	1918
Dixon, Leo	1921-23	Eller, Horace "Hod"	1924
Dixon, William "Eddie"	1989-91	Elliott, James "Jumbo"	1935
Dobkins, Thomas	1952	Elliott, Justin	2006
Dolan, Albert	1916-17	Ellis, Samuel "Sammy"	1961
Doljack, Frank	1938	Elmore, Jake	2019
Doll, Arthur "Moose"	1940	Emery, Calvin "Cal"	1960, 1968
Donahue, John "Deacon"	1944	Enger, Elert "Eli"	1927
Donnelly, Brendan	1995, 1998	English, Gilbert	1942-46
Dopson, John	1985-86, 1988	Enochs, Christopher "Chris"	2005
Dorman, Charles "Red"	1930-31	Enyart, Terry	1975
Dorsett, Brian	1993, 1995	Enzmann, John	1921
Doumit, Ryan	2005-07, 2009-11	Eppard, James	1992
Dowd, James "Skip"	1911	Epperly, Albert	1938
Dowless, Michael	1982-83	Eppler, Tyler	2017-18
Downey, Thomas	1913	Eppley, Cody	2014
Downs, Jerome "Red"	1913	Erds, Todd	2004
Doyle, Blake	1980	Erickson, Matt	2004
Doyle, Thomas "Tom"	1996	Erickson, Paul	1949
Drahman, Brian	1995-96	Esasky, Nicholas	1981-83
Drake, Samuel "Sammy"	1964	Escalera, Santurnino "Nino"	1953
Drapcho, Edward	1962-64	Escobar, Elvis	2019
Dreier, Douglas	1973	Escobar, Luis	2019
Drese, Ryan	2008	Espinal, Edwin	2017
Drews, Frank	1946	Espy, Cecil	1993
Drews, Karl	1958	Estevis, Camilo	1964
Driessen, Daniel	1973	Estrada, Horacio	2000
Driscoll, James	1973-74	Estrella, Leoncio "Leo"	2003
Druhot, Carl	1908	Etler, Todd	1996, 1999
Dubee, Michael	2010-11	Eubank, John	1908
Duckworth, Brandon	2006	Evans, Nicholas "Nick"	2012
Duff, Pat	1905	Evans, Phillip	2021
Duffalo, James	1968	Eveland, Dana	2010
Duffy, Christopher "Chris"	2005-06, 2008	- F -	
Duffy, Frank	1969-70	Facchini, Alfred "Aldo"	1958-59
Dufour, William	1957-59	Faeth, Anthony	1926
Duggan, Ed	1903	Fairly, Carl	1943
Duggan, John	1910	Falkenberg, Frederick "Cy"	1916-18
Duke, Jerome "Doug"	1989	Falzone, Alfred	1942
Duke, Zachary "Zach"	2005, 2007	Faraci, Joseph	1967
Dumatrait, Phillip "Phil"	2009	Farkas, Ronald "Ronnie"	1981-82
Dumoulin, Daniel "Dan"	1977-79	Farmer, Howard	1989-92
Duncan, Frank	2016	Farnsworth, Jeffrey "Jeff"	2004
Dunham, Wiley	1903	Farnsworth, Kyle	2013
Dunlap, J. Paul	1936, 1939	Farrell, ***	1918
Dunleavy, John	1906	Farrell, Jeremy	2012
Dupon, Barton	1960	Farrell, John	1905-06
DuRapau, Montana	2017-19	Farrell, Kerby	1944
Durham, Louis "Bull"	1908	Fasano, Salvatore "Sal"	2002
Durham, Miles	2011-12	Fassero, Jeffrey	1991
Durheim, Harry	1945	Faul, William	1968
Durocher, Jayson	2002-03	Faulk, Mitchell "Kelly"	1987
Durrington, Trent	2004	Fausett, Robert "Leaky"	1936-38
Dusan, Eugene	1973-74	Faye, Edward	1916

	ALL-TIME ROSTER		
GENERAL	HISTORY	PIRATES	2021 REVIEW
INTERNATIONAL LEAGUE	2022 INDIANS	ORGANIZATION	
Feliz, Anderson	2017	Fricano, Marion	1955
Feliz, Michael	2018-19	Friday, Brian	2010-12
Ferek, Stanley	1947-48	Fridley, James "Big Jim"	1952
Ferguson, William	1971-72	Friel, William	1905
Fernandez, Froilan "Nanny"	1949-51	Friend, Bob "Warrior"	1950
Fernandez, Humberto "Chico"	1964	Friend, Owen "Red"	1954
Fernandez, Jose	2000	Frieri, Ernesto "Big Ern"	2014
Fernandez, Lorenzo "Chico"	1967	Frobel, Douglas "Doug"	1985, 1988
Ferrer, Sergio	1980-81	Fryer, Eric	2011-12
Ferreya, Raul	1977-78	Fuentes, Michael "Mike"	1984-85
Ferrick, Tom	1953	Fuller, James "Jim"	2016
Ferry, Michael	1994-95	Fulton, Greg	1992
Fiala, Neil	1982	Furmaniak, Jason "J.J."	2005-06
Field, Thomas "Tommy"	2014	-  -	
Figard, Gordon	1959	Gables, Ken	1947
Figueroa, Luis	2004	Gagnier, John "Ed"	1912
Figueroa, Nelson	2002, 2011	Gaines, Joe	1961
Figueroa, Stephen "Cole"	2016	Gakeler, Daniel	1989-90
Fillingim, Dana	1917	Galarraja, Andres "Big Cat"	1985
Fireovid, Stephen "Steve"	1990	Galatzer, Milton	1938-42
Fischer, Jeffrey "Jeff"	1987-88	Gallagher, Sean	2011
Fischer, William	1965-67	Gallivan, Philip	1935
Fisher, George "Showboat"	1926	Gallivan, Thomas	1935-38
Fisher, Harry	1951	Galloway, James	1913-14
Fisher, John	1904-06	Galvez, Balvino	1990
Fisher, Thomas	1969	Gamache, Daniel "Dan"	2015-16
Fitz Gerald, Ed	1950	Gandarillas, Gustavo "Gus"	2001-02
Fitzgerald, Howard	1931	Ganss, Robert	1948-50
Fitzgerald, Michael "Mike"	1986, 1988, 1991	Gants, Paul	1927
Fitzgerald, Ray	1931-32	Garcia, Guillermo	1996-99
Fitzsimmons, Fred	1922-25	Garcia, Jose	2002
Flaherty, Ed	1920	Garcia, Omar	1998
Flanigan, Thomas	1957-58	Garcia, Vinicio "Chico"	1957-58
Fleming, Leslie "Les"	1948-49	Garcia, Willy	2015-16
Fletcher, Darrin	1992	Gardner, Mark	1987-89, 1991
Fletcher, Glenn	1940-43, 1945-47	Garrett, Gregory	1971
Fletcher, Robert	1945	Gaspar, Rodney	1972
Flick, Charles	1902	Gasque, Edwin	1955-56
Florence, Paul "Pep"	1925-28	Gates, Michael	1984
Florimon, Pedro	2015-16	Gaw, George "Chippy"	1920
Flowers, Charles "Wes"	1938, 1944-46	Gearhart, Lloyd "Gary"	1950-53
Flowers, D'Arcy "Jake"	1936	Geishert, Vernon	1970-71
Flury, Patrick "Pat"	1999	Gemoll, Brandon	2004
Flynn, John	1913	George, Frank "Frankie"	1977
Flynn, Robert "Doug"	1974	George, Thomas "Lefty"	1910
Foiles, Henry "Hank"	1953-54	Geraghty, Benjamin	1945
Foley, Thomas	1981-82	German, Franklyn	2008
Ford, Benjamin "Ben"	2003-04	Gettman, Jacob	1913
Ford, Darren	2013	Getz, Gustave "Gee-Gee"	1911
Ford, Eugene	1903	Gibraltar, David "Dave"	2001
Ford, Grant	2021	Gibralter, Stephan "Steve"	1995-96, 1998
Ford, Shelby	2009, 2011	Gibson, William "Joel"	1965-66
Fordham, Thomas "Tom"	2000-01	Gideon, Byron "Brett"	1989
Fordyce, Brook "Dyce"	1996-98	Gilbert, Drew "Buddy"	1961
Fortugno, Timothy "Tim"	1996	Gilbert, Mark	1983
Foster, George "Yahtzee"	1973	Gill, George	1941-42
Foster, John	2003	Gill, James "Bobby"	1918
Fowler, Dustin	2021	Gill, Robert	1960
Fox, Chad	2001	Gimenez, Hector	2009
Fox, Jacob "Jake"	2012	Ginsberg, Myron	1954
Fox, William	1902-03	Ginter, Keith	2004
Francis, Earl	1966	Ginter, Matthew "Matt"	2006
Francis, William	1923	Giron, Roberto	2002-04
Franco, John	1983	Glasnow, Tyler	2015-17
Frank, Stephen "Mike"	1998-99	Glauber, Keith	1998-99
Franklin, Anthony	1975-76	Glaze, Daniel "Ralph"	1909-10
Franklin, Glen	1983	Glock, Charles	1943
Franklin, Micah	2001	Glover, John "Gary"	2004
Franklin, Nick	2019	Glynn, Bill	1955
Frazier, Adam "Fraz"	2016-18	Glynn, Edward "Ed"	1985
Frazier, Foy	1930	Glynn, Eugene "Gene"	1984-85
Frazier, Ronald "Ron"	1996	Glynn, Ryan	2002
Freed, Roger	1974	Godby, Danny	1969-71, 1976
Freeman, Jerry "Buck"	1911	Godfrey, Graham	2013
Freigau, Howard "Ty"	1930	Goedert, Jared	2013
French, Charles	1918	Goff, Jerry	1990-92
French, Donald	1937-40	Golden, James	1964
Frey, Steven	1989-91		

ALL-TIME ROSTER

Goldman, Jonah	1931-32	Hamende, Ronald "Joe"	1969-70
Gomez, Jeanmar	2013	Hamman, Corey	2008-10
Gonzales, Rene	1984-86	Hammill, Joseph	1922
Gonzalez, Erik	2019, 2021	Haney, Christopher "Chris"	1991-92
Gonzalez, Michael "Mike"	2005	Haney, Fred "Pudge"	1927-28
Gonzalez, Victor "Raul"	2006	Haney, Todd	1991-92
Goodwin, Clyde	1905	Hankins, Derek	2010
Goodwin, Curtis	1996-97	Hansen, Craig	2008
Gordon, Keith	1994-95	Hansen, Doug	1953
Gorman, Charles	1929	Hansen, Jed	2003
Gorman, Thomas	1960	Hanson, Alen "El Chamaquito"	2015-16
Gornicki, Henry	1947	Hardgrove, Omer W.	1910
Gorzelanny, Thomas "Tom"	2005-06, 2008-09	Hardtke, Jason	1999
Gosselin, Philip "Phil"	2017	Hardy, Carroll	1956
Gossett, John	1914-20	Hardy, James "J.J."	2004
Graber, Rodney	1956	Harikkala, Timothy "Tim"	2000-02
Grabow, John	2007	Harrell, William "Billy"	1954-56
Grace, LaVern	1955	Harrelson, William	1970-71
Grace, Michael	1977-80	Harriger, Dennis "Denny"	1999
Graham, Arthur "Skinny"	1941	Harrington, Charles "Mickey"	1960
Graham, Oscar	1909-10	Harrington, Roland	1940
Grapenthin, Richard	1984-85	Harrington, William	1913-14
Grasso, Newton "Mickey"	1955	Harris, Charles "Bubba"	1952
Graves, Daniel "Danny"	1997-98	Harris, Greg	1982-84
Gray, John	1956, 1960	Harris, James "Billy"	1971
Graybill, David	1986	Harris, John	1983
Grba, Eli	1967	Harris, Reginald "Reggie"	2000
Green, Chad	2000	Harris, Tyrone "Gene"	1989
Green, Gary	1993	Harrison, Josh "J Hay"	2011, 2013, 2015
Green, Gene	1964	Harshbarger, Glenn	1954-55
Green, Nicholas "Nick"	2007	Hart, Jon "Corey"	2004, 2015
Green, Otis	1990	Hart, Kevin	2010
Greene, Richard "Rick"	1999	Hart, William	1906
Greene, Willie	1993-95	Hartley, Grover "Slick"	1926
Greenfield, Kent	1931	Hartlieb, Geoff	2019, 2021
Gregg, Harold "Hal"	1950	Hartnett, Charles "Gabby"	1942
Gregg, William "Tommy"	1993	Haslin, Michael "Mickey"	1943
Grewal, Ranbir	1991-92	Hayden, John	1908-10
Griffey, George "Ken"	1973-74	Hayes, Ben	1982-83
Griffin, Martin	1931	Hayes, Ke'Bryan	2019, 2021
Griffith, Thomas	1914	Hazel, Albert	1945-46
Grim, John	1902	Hazle, Robert "Hurricane"	1954
Grimsley, Ross "Crazy Eyes"	1970-72	Heath, Minor "Mickey"	1935-36
Grisson, Marquis	1989-90	Heath, William	1965
Grott, Matthew	1993-95	Hecht, Steven	1990-91
Groves, Larry	1985-86	Hedrick, Donald "Hed"	1951
Grow, Lorin	1975-76	Heidenreich, Curtis	1983
Grunwald, Al "Stretch"	1950	Heilman, Aaron	2011
Gryboski, Kevin	2007	Heine, ***	1922
Gubanich, Creighton	2000-01	Heintz, Michael	1973-74
Gueisser, ***	1932	Hellweg, Johnny	2018
Guerra, Deolis	2015	Helms, Wesley "Wes"	2003-04
Guerra, Mark	2003	Heltzel, William "Heinie"	1944-45
Guerrero, Julio	2005	Henderson, Joseph "Joe"	1975-77
Guintini, Ben	1947	Henderson, Steven	1977
Gustave, Jandel	2021	Hendrickson, Benjamin "Ben"	2004
Gutteridge, Don	1948-50	Henline, Walter "Butch"	1919-21
Guzek, Robert	1963	Henriquez, Ralph	2014
Guzman, Edwards	2005	Henry, Floyd "Butch"	2001
		Henry, Frank "Dutch"	1925-26
Hacker, Eric	2009	Henry, William	1968
Hacker, Warren	1962-66	Heredia, Gilbert	1992
Hague, Joe	1973	Heredia, Ubaldo	1987
Hague, Matt	2011-14	Hernandez, Adrian "El Duquecito"	2004
Hahn, John	1949	Hernandez, Anderson	2012
Haines, Alfred	1945	Hernandez, Cesar	1993
Hairston, Samuel	1957-58	Hernandez, Christopher "Chris"	2007-08
Hale, John	1980	Hernandez, Gorkys	2011-12, 2015
Hale, Robert	1958	Hernandez, Jose	2000, 2007
Hale, Sammy	1932	Hernandez, Michel	2008
Haley, Curtis "Trey"	2016	Hernandez, Rudolph "Rudy"	1961
Hall, Bill	2002-03	Hernandez, Runelvys	2007
Hall, Prentice	1929, 1931-32	Herndon, Roy	1944
Hall, William "Billy"	1997	Herrera, Yoslan	2008-09
Hallett, Jack	1947-49	Herring, Paul "Blito"	1981
Hallman, William H.	1911-12	Herrmann, Frank	2015
Hallman, William W.	1905	Hertzler, Paul	1985

- H -

ORGANIZATION

2022 INDIANS

INTERNATIONAL
LEAGUE

2021 REVIEW

PIRATES

HISTORY

GENERAL

	ALL-TIME ROSTER			
GENERAL				
HISTORY				
PIRATES				
2021 REVIEW				
INTERNATIONAL LEAGUE				
2022 INDIANS				
ORGANIZATION				
	Hesketh, Joseph	1984, 1988-89	Hudler, Rex "Wonder Dog"	1988
	Hess, Arthur	1903-04	Hudson, Jack	1977
	Heving, Joe	1932	Hudson, Joe	2021
	Heydon, Michael	1902-04	Hufft, Irvin "Fuzzy"	1932-33
	Hiatt, Philip "Phil"	1999	Hughes, James	1958
	Hickey, John	1906	Hughes, Jared "Bull"	2011-14, 2016
	Hicks, Jim	1964-67	Hughes, Keith	1993
	Hicks, Joe	1958-59, 1961	Hughes, Stephen	1980
	Higdon, William	1952	Hulett, Timothy	1988
	Higgins, Dennis	1965, 1967	Hume, Thomas	1975-77
	Higgins, Robert	1910	Hunt, Allen	1939-42
	High, Charles	1931	Hunt, James "Randy"	1986
	Hildebrand, Oral	1930-31, 1942	Hunter, Brian	1995, 1997
	Hill, Carmen	1919, 1922-26	Hunter, Frederick "Newt"	1911-12
	Hill, Logan	2019	Hurdle, Clinton "Clint"	1982
	Hill, Milton	1993	Hurst, James	1995
	Hill, Oliver	1940	Hurst, Jonathan	1992
	Hill, Orsino	1988	Hurt, Wally	1927
	Hill, William "Bobby"	2005	Huson, Jeffrey "Jeff"	1989
	Himes, John	1906-07	Hutchings, John	1942-44, 1946, 1948-51
	Himes, Lawrence "Larry"	1964	Hutchinson, Ira	1945
	Hinkle, Daniel "Gordie"	1938	Hutchison, Andrew "Drew"	2016-17
	Hinton, Charles	1961	Hutson, Eulas	1952
	Hinton, Richard	1976	Hutton, Mark	1998
	Hixon, Loren	1912	Hyman, Donald	1960
	Hoagland, Thomas	1963	Hyzdu, Adam	1994
	Hobaugh, Edward	1959, 1964		- I -
	Hocutt, Michael	1986	Iapoe, Anthony	2000
	Hodapp, U.J. "Johnny"	1924-25	Iglesias, Juan	1960
	Hoeksema, Dave	1985	Inge, Charles "Brandon"	2013
	Hoerner, Joseph	1977	Ingerton, William "Scotty"	1912-13
	Hoff, James	1972	Inman, Jeffrey "Jeff"	2015
	Hofferth, Stewart "Stew"	1943	Irwin, Phillip "Phil"	2012-14
	Hoffman, Clarence "Dutch"	1930, 1933	Isales, Orlando	1982-83
	Hoffman, Daniel	1911	Ishikawa, Travis "Smoky"	2015
	Hogan, James "Shanty"	1937	Iwamura, Akinori	2010
	Hogriever, George	1902-04	Izquierdo, Enrique "Hank"	1956
	Hogsett, Elon "Chief"	1942-43	Izquierdo, Hansel	2005
	Hohnhorst, Edward	1912		- J -
	Holdzkorn, John	2014-15	Jackson, Damian	1997-98
	Holke, Walter "Union Man"	1926-28	Jackson, John	1972
	Hollingsworth, Phillip "Ethan"	2013	Jackson, Michael	1994-95
	Hollins, Damon	1999-00	Jackson, Randy "Jay"	2014
	Holman, Brian	1987-88	Jackson, Ronald "Ron"	1957, 1959-60
	Holmes, Clay	2017-19	Jackson, Steven	2009-11
	Holmes, Howard "Ducky"	1906	Jacobs, Arthur	1939-40
	Holshouser, Herman	1931	Jacobs, Lamar "Jake"	1961
	Holt, Brock "Brock Star"	2012	Jacobsen, Landon	2006
	Hooker, William	1963	Jacobsen, Larry "Bucky"	2001
	Hooks, Alexander	1930	Jacobson, William	1928
	Hooper, Bob	1955	Jacques, Joe	2021
	Hoover, John	1990	Jacquez, Patrick "Pat"	1972
	Hoover, Robert "Joe"	1937	Jadwin, James	1954-55
	Hopke, Frederick	1961	Jaeger, Charlie	1905
	Hopke, William "Bill"	1907-09	Jakubauskas, Christopher "Chris"	2010
	Horlen, Joel	1963	James, Robert	1906
	Horne, Berlyn "Trader"	1931-32	Jancich, Gregory	1961, 1963
	Hoskins, David	1954-55	Janvrin, Harold "Hal"	1923
	Host, Eugene "Twinkles"	1958	Janzen, Martin "Marty"	1999
	Hostetler, David	1985	Jaramillo, Jason	2010-11
	House, Patrick	1965, 1970	Jarvis, Kevin	1994-96, 1998
	House, Walter	1930	Jarvis, Leroy "Roy"	1947
	Householder, Paul	1980-81	Jean, Domingo	1995-96
	Houser, Benjamin	1911	Jeffcoat, George	1943, 1945
	Housman, Jeff	2004	Jennings, James "Doug"	1994, 2003
	Houston, James	1927	Jensen, Marcus	2002
	Houston, Melvin	1988-91	Jeroloman, Brian	2013
	Howard, Bruce	1964, 1967	Jhang, Jin-De	2016
	Howard, Lee	1947	Jimenez, Felix "Elvio"	1970-71
	Howard, Roger	1957	Jimenez, Pedro	1945
	Howard, Thomas	1996	Johnson, Brian	1999
	Howard, Sam	2021	Johnson, Chester	1948-49
	Howell, Jay	1979-80	Johnson, Gary "Griz"	1964-66
	Howell, Millard	1958-59	Johnson, Kristofer "Kris"	2012-13
	Howitt, Dann	1996	Johnson, Lloyd	1937-41
	Howley, Dan "Dapper Dan"	1907-10	Johnson, Mark J.	2002
	Huber, Otto	1942	Johnson, Mark L.	2004

ALL-TIME ROSTER

ORGANIZATION

2022 INDIANS

INTERNATIONAL
LEAGUE

2021 REVIEW

PIRATES

HISTORY

GENERAL

Johnson, Mark P.	1997-98	Kelso, William	1968
Johnson, Michael "Mike"	1972-73	Kendall, John	1910
Johnson, Randy "Big Unit"	1988-89	Kennedy, Benny "Bo"	1993
Johnson, Ronald	1984	Kennedy, Bill	1950
Johnson, Roy	1984-85	Kennedy, Junior	1973-76
Johnson, Stanley	1959	Kennedy, Richard "Slick"	1966, 1968-69
Johnson, Wallace "Wally"	1984-86, 1990	Kennedy, Robert	1957
Johnson, William "Russ"	2007	Kensing, Logan	2012
Johnston, Leonard "Len"	1960-66	Kenworthy, Richard	1965-67, 1971-72
Johnston, Manly	1963, 1965-66	Kepshire, Kurt	1982, 1988
Johnston, Michael "Mike"	2005-06	Kern, William	1964
Jones, Allen	1956	Kerne, George	1970
Jones, Brandon	2010	Kerns, Henry "Butch"	1910
Jones, Christopher "Chris"	2000-02	Kerrigan, Joseph	1981
Jones, Clarence	1969	Kerrigan, Robert "Huck"	1952
Jones, Elijah	1909	Keselica, Sean	2019
Jones, Eugene	1930-31	Kessinger, Robert "Keith"	1993-94
Jones, Garrett	2009	Kettle, Gerald "Jerry"	1960
Jones, Grover "Deacon"	1963-64	Keupper, Henry	1909
Jones, James	1903	Keyser, Brian	1998
Jones, Jeffrey	1983	Kieschnick, Michael "Brooks"	2003-04
Jones, John "Admiral"	1920	Kihm, George	1902-03
Jones, John "Binky"	1924	Kilgo, Raymond "Rusty"	1994-95
Jones, John P.	1931	Killebrew, Harmon	1958
Jones, Joseph	1967	Killen, Frank	1902-03
Jones, Lynn	1978	Kimball, Jack	1911-12
Jones, Michael	1987	Kinaman, Charles "Dick"	1952-53
Jones, Mitchell "Mitch"	2010	King, Clyde	1954
Jones, Paul	1921	King, Harold "Hal"	1973-74
Jones, Sam	1952-54	King, Ray "Burger"	2000, 2002
Jones, Steven	1966-67	Kingham, Nicholas "Nick"	2014-15, 2017-18
Jones, Tyler	2018	Kinney, Joshua "Josh"	1984
Jonnard, Claude	1922, 1929-30	Kinnunen, Michael	2014
Jordan, Ricardo	1998, 2000	Kinsella, Robert	1921
Jordan, Willis "Dave"	1958	Kirke, Jay	1923
Jorgensen, Carl "Pinky"	1938	Kissane, Dennis	1967
Josephson, Duane	1966-67	Kivlehan, Patrick	2019
Joyce, Michael	1962-63	Klages, Frederick	1966-67
Judd, Edward	1929	Kleckley, James	1948
Judson, Howard	1953	Kleven, Jay	1977
Julio, Jorge	2009	Klieman, Edward "Specs"	1946
Jurak, Edward	1989	Klimek, Joshua "Josh"	2001
- K -		Klingenbeck, Scott	1997-99
Kahle, Robert	1936-37	Klinger, Robert	1949
Kahoe, Michael	1906	Klopp, Stanley "Betz"	1944
Kaiser, Alfred "Deerfoot"	1912	Klugmann, Josie "Joe"	1925-26
Kaiser, Connor	2021	Kluttz, Clyde	1949
Kaiser, Jeffrey	1993	Kmak, Joseph "Joe"	1996-97
Kaiserling, George	1913	Knapp, Michael	1995
Kalin, Frank	1947-52	Knight, Charles "Ray"	1973-76
Kanavas, Nicholas	1944	Knox, John	1976
Kang, Jung Ho	2016, 2018-19	Knox, Ryan	2003-04
Kantlehner, Erving	1917	Knudson, Guido	2016
Karstens, Jeffrey "Jeff"	2009-10, 2012	Koelling, Brian	1993-94
Kasperek, Kenn	2014	Koenecke, Leonard "Len"	1928-31
Kata, Matthew "Matt"	2007-08	Koestner, Elmer	1918
Katawczik, Fred	1968	Kolb, Brandon	2001
Kealey, Steven	1974	Kolb, Daniel "Dan"	2003, 2007
Keegan, Edward	1960	Konerko, Paul	1998
Keegan, Robert "Smiley"	1958	Koonce, Graham	2005
Keen, William "Buster"	1910	Koontz, James	1985
Keene, Brown	1912	Kopf, William "Larry"	1927
Kela, Keone	2019	Koplove, Michael "Mike"	2009
Kelleher, John	1913-14	Koranda, James	1962-64
Keller, Kyle	2021	Korcowski, Thomas	1954
Keller, Mitch	2018-19, 2021	Kores, Arthur	1920
Kelley, Christian	2019	Kosco, Andrew	1973
Kelley, Harry	1944	Koshorek, Clement	1955
Kelley, William	1906	Koupal, Louis	1927
Kellogg, Robert	1949-50	Kraly, Steve	1960
Kellum, Winford "Win"	1902-03, 1906-07	Kramer, Kevin	2018-19, 2021
Kelly, Bob	1906	Kramer, Thomas	1994
Kelly, Donald "Don"	2007	Kranick, Max	2021
Kelly, Joe	1915-16	Kratz, Erik	2009-10
Kelly, Michael "Mike"	1996-97	Krause, Scott	2000
Kelly, Robert	1954	Krawczyk, Jack	2002
Kelly, William	1980-81	Kremblas, Francis "Frank"	1993-96

	ALL-TIME ROSTER			
GENERAL	HISTORY	PIRATES	2021 REVIEW	INTERNATIONAL LEAGUE
ORGANIZATION	2022 INDIANS			
Kremers, James Kreutzer, Franklin Kroner, John Kroon, Marc Krop, Robert Krueger, Ernest Krug, Henry Krug, Martin Krynzel, David "Dave" Kubski, Gilbert Kuchno, John Kuhl, Chad Kuhns, Charles Kuwata, Masumi Kuzava, Robert "Sarge"	1991-92 1962-63 1931-32 1998 1961 1922-25 1907 1913 2004 1982 2016 2016, 2021 1902 2007 1959			
LaCoss, Michael Lacy, George "Big Gee" Ladell, Cleveland LaFromboise, Robert "Bobby" Lahti, Jeffrey Lajoie, Napoleon Lakeman, Albert Lambo, Andrew Landis, James Landrum, Thomas "Bill" Lang, Don LaPalme, Paul "Lefty" Larish, Jeffrey "Jeff" LaRue, Michael "Jason" Lassetter, Donald Latman, Arnold "Barry" Latshaw, Robert Lavarnway, Ryan Lawless, Thomas Lawrence, Brooks "Bull" Lawrence, Joseph "Joe" Lawrie, Joseph "Babe" Layne, Herman Lazar, John "Danny" Lea, Charles Leahy, Thomas Leary, John Leary, Robert LeBlanc, Eric Ledezma, Wilfredo "Wil" Lee, Ernest Lee, Robert "Derek" Lee, Taber Leek, Eugene Leesman, Charles "Charlie" Lehman, John Lehner, Paul Leibrandt, Charles LeMaster, Johnnie Lemon, Jim Lemon, Lee Leon, Jose Leroux, Christopher "Chris" Leroy, Louis Leshner, Brian Leskanic, Curtis Lesley, Bradley Leslie, Fenner Letchas, Charlie Leveille, Rolland Leverenz, Walter Leverett, Gorham "Dixie" Levis, Jesse Levrault, Allen Lewis, John D. Lewis, Kermit Lewis, Philip Lewis, Richie Lewis, William Liefer, Jeffrey "Jeff" Light, Pat Lillquist, Derek	1977-78, 1992 1946 1996 2014-15 1981 1918 1941 2011, 2013-14 1957 1983, 1992 1939-40 1950-51, 1958 2012-13 1998-99 1960 1957-58 1936-40 2018 1982-84 1960 2003 1934-1937 1927-29, 1933 1965 1987 1908 1916-17, 1919 1990 1999 2010 1933-34 2000, 2003 2006 1963 2015 1944 1952 1978-79, 1981, 1983 1986 1953 1910 2005 2011-12 1913-14 2001 2002 1982-83 1903 1948 1950 1915 1927-28 2001 2000-01 1918 1939, 1941 1910 1987, 1991, 1997 1937-39 2004 2017 1996			
Lincoln, Brad Lind, Henry "Carl" Lindaman, Vive Lindblom, Josh Lindquist, Carl Lindsay, Christian "Pinky" Link, Frederick Lint, Royce Liranzo, Jesus Liriano, Francisco Liriano, Pedro Lisenbee, Horace "Hod" Little, Richard "Twig" Little, Ronald Littlefield, Richard Livingston, Dennis Livingston, Patrick "Paddy" Livingston, Robert "Bobby" Liz, Radhames Lizondro, Jose Lobstein, Kyle Locke, Jeffrey "Jeff" Locke, Lawrence "Bobby" Locker, Robert Locklear, Gene Locklin, Stuart Loesekam, Frederick Lofton, Rodney Logan, Robert Lombardozi, Stephen "Steve" Long, Bill Lopez, Al Lopez, Luis Lopez, Pedro Lopez, Raymond "Mickey" Loretta, Mark Lorraine, Andrew Lotshaw, Andrew Loucks, Scott Love, Ruel Lowell, Edwin Lowry, Dwight Lozado, William "Willie" Lucas, Gary Ludwick, Eric Ludwick, Ryan Ludwig, William Luebbers, Larry Luebke, Cory Lugo, Rafael "Urbano" Luna, Hector Luplow, Jordan Lutz, Mike Luulooa, Keith Lyle, Donald Lyles, Jordan Lynch, David Lynch, Robert Lyon, Russell Lyons, Barry Lyons, Tyler	2009-12, 2015 1931 1909-10 2017 1944 1907-08 1911-12 1947-51 2018-19 2013-14 2004 1938-39 1984 1983 1960 1988 1907-08, 1913-14 2009 2015 1965 2016 2011-12, 2014 1960 1964 1972 1956 1964 1993 1931-46 2015 1991 1948 2002 2009 2000 2000-01 2002 1917-18, 1922 1984 1929 1931-32 1990 1983 1985 2000 2011 1903 1993, 1996 2016 1989 2012 2017-18 1953 2002-03 1979-80 2019 1993 1904 1944-45 1994 2019			
Maas, Kevin Machado, Anderson Machi, Jean Macias, Fabricio Mack, Joseph Mack, Quinn Macko, Joe MacLeod, William Madris, Bligh Maffei, Justin Magdaleno, Ricky Magee, William Magnifico, Damien Magoon, George Magruder, Christopher "Chris" Mahlberg, Gregory	1994, 1997 2009 2009-10 2021 1940-41, 1945 1990-92 1953 1967 2021 2016-17 1995, 1997 1905 2018 1904 2004 1981			

ALL-TIME ROSTER

ORGANIZATION

2022 INDIANS

INTERNATIONAL
LEAGUE

2021 REVIEW

PIRATES

HISTORY

GENERAL

Mahler, Michael "Mickey"	1985	McCall, John "Windy"	1950-52
Maholm, Paul	2005	McCall, Roderick "Rod"	1999
Maheoney, James "Moe"	1966	McCann, Emmett	1931-32
Main, Forrest "Woody"	1949-51	McCarthy, John	1942
Maldonado, Carlos	2006-08	McCarthy, Joseph	1911
Mallett, Gerald "Jerry"	1960	McCarthy, Thomas	1910
Mallette, Brian	2001-02, 2005	McCarty, David	1995
Malloy, Robert P.	1947-49	McCarty, John	1911-14
Malloy, Robert W.	1990	McChesney, Harry "Pud"	1909
Malmberg, Harry	1952-54	McCormick, ***	1902
Maloolf, Jack	1977	McCormick, Myron "Mike"	1938-39
Manasa, Alexander	2021	McCraw, Tommy	1962-63
Mangan, James	1951	McCreery, Thomas	1904-05
Manning, David	2003	McCutchen, Andrew	2007-09
Manrique, Fred	1985	McCutchen, Daniel	2008-10, 2012
Manuel, Jerry	1986	McDade, Neal	2005
Marcan, Arthur	1903, 1906	McDonald, Edward	1918
Marcano, Tucupita	2021	McDonald, James	2013
Marchok, Christopher	1990-91	McDonald, Jimmie "Hot Rod"	1957-59
Margoneri, Joseph	1960	McDonald, John	2013
Markel, Parker	2019	McDonald, Rex	1932
Markell, Harry "Duke"	1957	McDowell, Clyde	1942
Maris, Roger	1956	McElroy, Charles "Chuck"	1996
Marquard, Richard "Rube"	1908	McEnaney, Will	1973-74
Marquez, Edwin	1990	McGhee, Warren "Ed"	1951
Marquez, Robert	2002-03	McGill, William	1905
Marrero, Christian	2012	McGuinness, Christopher "Chris"	2014
Marshall, Keith	1976	McKay, Cody	2003
Marte, Andy	2011	McKee, Raymond "Red"	1910-12
Marte, Kelvin	2016	McKee, William "Harold"	1947
Marte, Starling	2012, 2014, 2017	McKeon, Joel	1989
Martin, David	1905	McKinney, Brett	2017-18
Martin, Frank	1904	McLaughlin, Patrick	1937
Martin, Jason	2018-19	McLeary, Marty	2006-07
Martin, Joseph "J.C."	1959	McLish, Cal	1948
Martin, Mason	2021	McLouth, Nathan "Nate"	2005
Martin, Norberto "Paco"	2000	McMillan, Tommy	1915
Martin, Robert	1944	McNair, Eric	1943
Martinez, Dennis "El Presidente"	1987	McNertney, Gerald "Jerry"	1962-63, 1965
Martinez, Jesus	1998	McPartlin, Frank	1903
Martinez, Joseph "Joe"	2010	McPhail, Marlin	1991
Martinez, Luis	2003	McPherson, Dallas	2012
Martinez, Michael "Mini-Mart"	2014	McPherson, George	1977
Martinez, Pedro	1997	McPherson, Kyle	2012-13
Martinez, Teodoro "Ted"	1976	McRae, Alex	2018-19
Martis, Shairon	2012	McRae, Harold "Hal"	1968-69
Marvel, James	2019, 2021	Meacham, Russell "Rusty"	1999
Marx, Timothy "Tim"	1998	Meadows, Austin	2016-18
Mashore, Clyde	1968-70	Meadows, Henry	1929
Mason, Donald	1972	Means, Richard	1957-58
Massey, William	1905	Mears, Nick	2021
Masters, David	1991	Medina, Jhondaniel	2016
Masterson, Justin	2016	Meek, Evan	2008-09, 2011-12
Mateja, Philip	1958	Mejia, Roberto	1996
Mateo, Juan	2009	Mejias, Samuel	1979
Mathias, Carl "Stubby"	1960	Mele, Sabbath "Sam"	1957-58
Mathile, Michael	1994-95	Melhuse, Adam	2009
Mathis, Douglas "Doug"	2013	Melillo, Kevin	2010
Mathisen, Wyatt	2018	Mella, Keury	2021
Matos, Luis	2007	Melo, Juan	1999
Mattern, Alonzo	1905	Meloan, Jonathan "Jon"	2009
Matthews, Harry "Smutter"	1902	Melton, James	1956
Matthews, Wid	1925-29	Menees, Henry "Gene"	1980-81
Mattick, Robert	1938	Menendez, Louis	1938
Mattinson, Leslie	1955	Meoli, Rudolph "Rudy"	1976-77
Mauch, Gene	1947	Mercedes, Henry	1998
Maun, Ernest	1925	Mercer, Jordy "The Rook"	2011-13, 2015
Maurer, Brandon	2019	Merchant, Mark	1993
Maxvill, Charles "Dal"	1964	Merrell, Philip "Phil"	1999
May, Davis	1979	Merritt, James	1972
May, Lucas	2013	Merson, John	1951
May, Rudy	1964	Merz, Otto	1910-15
Maysey, Matthew	1991-92	Mesa, Richard "Pete"	1955
Mazgay, Stanley	1941	Mesner, Stephen	1938
Mazzaro, Vincent "Vin"	2013-14	Mettler, Victor	1937-38
McAnany, James	1958-59	Metz, Benjamin	1913-15
McBride, George	1906	Metz, Leonard	1929
McBride, Kenneth	1959	Meyer, Daniel "Dan"	2011

ALL-TIME ROSTER			
GENERAL	HISTORY	PIRATES	2021 REVIEW
INTERNATIONAL LEAGUE	2022 INDIANS	ORGANIZATION	
Meyers, Herman	1927-28	Moskos, Daniel	2010-12
Meyers, Otto	1937-38	Moss, Barry	1977
Michalak, Christian "Chris"	2004	Moss, Brandon	2010
Mieses, Jose	2001	Moss, John "Les"	1959
Milankovich, Stan	1951	Motley, Darryl	1988-89
Miljus, John	1934	Mottola, Charles "Chad"	1995-98
Milledge, Lastings	2009	Mouton, James	2001
Miller, Adam	2015	Mouton, Lyle	2000
Miller, Frank	1930	Mowe, Raymond	1911
Miller, Jeffrey "Jeff"	2005	Mueller, Walter	1928
Miller, John	1965	Muir, Joseph	1949-51
Miller, Mark	1980	Mulhern, Ryan	2008
Miller, Matt	2008	Mulroney, Francis	1930-31
Miller, Otto	1924	Munoz, Luis	2007-08
Miller, Ralph D.	1902	Munoz, Omer	1991-92
Miller, Ralph J.	1926-28	Munson, Joseph	1926
Miller, Robert	1961	Murch, Simeon	1910
Miller, Russell	1931	Murphy, Daniel	1964-66
Miller, Shelby	2021	Murray, George	1920
Miller, Travis	2003	Murray, Glenn	1997-98
Miller, Walter "Jake"	1931	Murszewski, Marion "Murph"	1954-56
Milligan, David	1910	Muser, Tony	1971
Mills, James "Brad"	1984	Musgrove, Joe	2018
Milner, Eddie	1979-81	Mustad, Eric	1984
Mims, James	1950	Mutz, Thomas	1977-79
Minarcin, Rudolph	1954	Myers, Chris	1991-92
Mingori, Steve	1968-69	Myers, Richard	1954
Minnick, Donald	1956	Myette, Kenneth	1969
Minoso, Orestes "Minnie"	1964	Myrlykangas, Lauri	1938
Mitchell, Cal	2021	Myrow, Brian	2009-10
Mitchell, Keith	1995-97		
Mitrus, George	1944	Nabholz, Christopher	1990-91
Mix, Gregory "Greg"	2000	Nabors, Herman	1917-18
Mlodzinski, Carmen	2021	Nago, Garrett	1988
Modica, Pete	1950	Nagy, Steve	1947-48
Moeller, Gerald	1962	Nance, Joseph "Shane"	2002-03
Mohorcic, Dale	1990	Nannini, Michael "Mike"	2007
Molinaro, Robert	1983	Napier, James	1962-65, 1967
Monahan, Peter	1929-31	Narleski, Raymond	1952-53
Moncrief, Charles	1941	Narleski, William	1930-31
Mondino, Peter	1930	Nash, Charles "Cotton"	1967
Montague, Edward	1931	Natal, Robert	1991-92
Montalvo, Jose "Joe"	1952-53	Navarro, Yamaico	2012
Monteagudo, Aurelio	1967-69	Naymick, Michael	1941
Montgomery, Roy	1904	Neagle, Dennis "Denny"	1999
Moon, Brian	2002	Negrych, James "Jim"	2010
Moore, Archie	1969	Nelson, George	1937
Moore, Bradley	1993	Nelson, Roderick "Jerome"	1992
Moore, David	1977-79	Nelson, Roger	1967
Moore, D.C. "Dee"	1935, 1939-40	Neuenschwander, Douglas	1981
Moore, Eugene	1911	Neugebauer, Nickolas "Nick"	2001-02
Moore, Joe "Jo-Jo"	1942-43	Neverauskas, Dovydas	2016-19
Moore, Marcus	1995-96	Neville, Daniel "Nev"	1966
Moore, William "Billy"	1986-89	Newlin, Otto	1903-04
Morales, Jose G.	2012	Newman, Alan	1993
Morales, Jose M.	1984	Newman, Albert	1984-85
Morales, Richard	1967	Newman, Jesse	1939-40
Morales, Tomas	2016-17	Newman, Kevin	2017-19
Moran, Charles	1905	Ngoepe, Mpho "Gift"	2015-17
Moran, Colin	2021	Nichols, Arthur	1903
Moran, Cyril "Butch"	1947	Nichols, Dolan	1956
Morel, Brenton "Brent"	2014-15	Nicometi, Anthony	1985
Moreno, Armando	1989	Niehoff, John "Bert"	1911
Morgan, Cy	1905	Nielsen, Milton	1952-54
Morgan, Edwin	1943-45	Nieman, Elmer "Butch"	1946
Morgan, Nyjer	2007-08	Nieto, Thomas	1986
Moroff, Max	2016-18	Nieves, Melvin	1998
Morrell, Willard	1931	Niggeling, John	1938-39
Morris, Anthony "A.J."	2014-15	Niles, Harry	1913-14
Morris, Avery "Bryan"	2012-13	Niles, Ned	1924-26
Morris, Jeffrey "Hunter"	2015	Nitkowski, Christopher "C.J."	1995, 2005-06
Morris, John	1969	Nix, James "Jim"	1997
Morris, William "Hal"	1993, 1995-96	Nixon, Otis	1988
Morrison, Eugene	1921-22	Nixon, Russell "Russ"	1956
Morrison, Philip	1926	Noboa, Milciades "Junior"	1989, 1993
Morton, Charlie	2009-10, 2012-13, 2015	Noce, Doug	1991
Morton, Guy	1924	Noce, Paul	1988
Moskau, Paul	1977-79	Nolan, Gary	1969, 1974

184

2022 INDIANAPOLIS INDIANS MEDIA GUIDE

ALL-TIME ROSTER

ORGANIZATION

2022 INDIANS

INTERNATIONAL
LEAGUE

2021 REVIEW

PIRATES

HISTORY

GENERAL

Nomura, Takahito 2002
 Nordbrook, Timothy 1973
 Noriega, John 1969-70
 Norman, Anthony 2011
 Norman, Daniel 1977
 Norman, Nelson 1987-89
 Norris, Joseph "Joe" 1998
 Norris, Leo 1932
 Northey, Ronald 1956
 Northrop, Jake 1917-18
 Nottle, Edward 1963-64
 Novinsky, John 2004
 Nunez, Gustavo 2015
 Nunez, Vladimir 2005
 Nunnally, Jonathan "Jon" 1998, 2004-05
 Nyman, Nyls 1979

- O -

Oakes, Ennis "Rebel" 1917
 Obermueller, Wesley "Wes" 2003-04
 O'Berry, Preston "Mike" 1982, 1985
 Obispo, Wirfin 2014
 Obregon, Francisco 1960, 1968
 O'Brien, Peter 1902-04
 O'Brien, Thomas "Buck" 1914
 O'Connell, Dan 1950
 O'Connor, Jack 1985
 O'Day, Frank 1910
 Odom, David 1944-45
 Odwell, Fred 1903
 Oelkers, Bryan 1988
 Oester, Ronald 1977-79
 Ogle, Braeden 2021
 Ohlendorf, Curtis "Ross" 2008, 2011
 Ojala, Kirt 1996
 O'Keeffe, Richard 1980-82
 Olander, James 1994
 Olds, Floyd 1930
 O'Leary, Charles 1912
 Oliva, Jared 2021
 Oliver, Andrew "Andy" 2013-14
 Oliver, Joseph "Joe" 1997
 Olker, Joe 1990
 Olson, Garrett 2011
 Olson, Gregory "Gregg" 1996
 Olszta, Edwin "Eddie" 2005
 O'Mara, Oliver 1919-20
 O'Neill, Paul 1979-80
 O'Reilly, John 2021
 Onslow, Edward 1928
 Ordaz, Luis 2007-08
 O'Rourke, Joseph "Patsy" 1909
 Orth, Albert 1910
 Ortiz, Daniel "Danny" 2016-17
 Ortleib, Henry 1904
 Osborn, *** 1929
 Osborn, Danny "Ozzie" 1970-74
 Osburn, Larry "Pat" 1971-74
 Osoria, Franquelis 2007-08
 Osteen, Claude 1961
 Osteen, James "Champ" 1905
 Osting, James "Jimmy" 2002
 Osuna, Jose "El Gocho" 2016-19
 Outman, Joshua "Josh" 2016
 Overstreet, David 1974
 Overton, Connor 2021
 Overton, Joe 1967
 Oviedo, Luis 2021
 Owchinko, Robert 1986
 Owen, Hunter 2019, 2021
 Owens, Arthur 1903
 Owens, Claude "Jayhawk" 1998-99
 Owens, Eric 1995-97
 Owens, Rudy 2011-12

- P -

Pabst, Arden 2018
 Pacheco, Jonel 2009
 Pacillo, Patrick 1988-89
 Page, Vance 1934-38

Painter, Lance 2001
 Pall, Donn "The Pope" 1999
 Papai, Alfred 1957
 Papish, Frank 1950-52
 Paredes, Johnny 1987-88, 1990
 Paris, Kelly 1983
 Park, Hoy 2021
 Parker, Francis "Salty" 1937
 Parker, Matthew "Matt" 2004
 Parks, Artie 1945-46
 Parks, William 1930
 Parrett, Jeffrey "Jeff" 1986-87
 Parris, Steven "Steve" 1997-99
 Parrish, David "Dave" 2007
 Partch, Curtis 2016
 Pasek, John 1940-42
 Pastore, Frank 1978-79
 Patterson, Joseph 1969
 Patton, Tommy 1960
 Paul, Ethan 2021
 Paulino, Carlos 2013-14
 Paulino, Ronny 2005-06, 2008
 Pavletich, Don 1961
 Pawloski, Stanley 1954-56
 Payne, George 1930, 1936
 Payne, Larry 1975-78
 Paz, Richard "Rich" 2003
 Pearce, Steven "Steve" 2007-11
 Pearce, William "Ducky" 1912
 Pegues, Steven 1994
 Pena, Elvis 2001-02
 Pena, Jose 1968-69
 Pence, Russell 1931
 Pendleton, Terry 1997
 Penn, Hayden 2010
 Penner, Kenneth 1929
 Penney, Michael "Mike" 2000-01
 Pennington, Brad 1995
 Pennyfeather, William 1994
 Perez, Eduardo 1996
 Perez, Eury 2017
 Perez, Juan 2006-08
 Perez, Manny 1947
 Perez, Miguel 2009, 2011-12
 Perez, Oliver "Ollie" 2005-06
 Perez, Pascual 1987-88
 Perez, Rafael 2014
 Perez, Robert 2001-02
 Perez, Santiago 2000
 Perez, Yorkis 1990
 Perry, Melvin "Bob" 1968
 Perry, William "Hank" 1906
 Petagine, Roberto 1998
 Peters, Dillon 2021
 Peters, Gary 1959, 1962
 Peters, Russell "Rusty" 1948-51
 Peterson, Kyle 2001
 Peterson, Matthew "Matt" 2007
 Petrzelka, Raymond 1952
 Pettit, George "Paul" 1951
 Petty, Jesse 1920-24
 Pevey, Marty 1988-89
 Phebus, Raymond "Bill" 1941
 Phelps, Travis 2004
 Phillip, Andrew 1952
 Phillips, Clarence "Red" 1937-38
 Phillips, Damon "Dee" 1940
 Phillips, George "Andy" 2009
 Phillips, Howard "Eddie" 1958-59
 Phillips, William C. 1904
 Phillips, William "Taylor" 1962-64
 Phillips, Zachary "Zach" 2016
 Piatt, Douglas 1991-92
 Picart, Gregory "Greg" 2011-12
 Pickler, Jeff 2000
 Pie, Felix 2013
 Pierro, William 1950
 Pike, Jess 1943, 1945

	ALL-TIME ROSTER		
GENERAL			ORGANIZATION
HISTORY	Pilney, Antone "Andy"	1938	
	Pimentel, Stolmy	2013-14	
	Pitula, Stan	1956	
	Plate, William	1949	
	Platt, Mizell "Whitey"	1950-51	
	Plummer, William	1969-71	
	Poat, Raymond	1942	
	Pofahl, James "Jimmy"	1938	
	Polanco, Gregory	2013-14, 2019	
	Poland, Hugh	1944, 1946-47	
	Polczynski, Gary	1972	
	Ponce, Anthony	1957-58	
	Ponce, Cody	2019, 2021	
	Pope, David	1952-53, 1956	
	Poppen, Sean	2021	
	Post, Wally	1953	
	Powell, Alonzo	1987-89	
	Powell, Alvin "Jake"	1942	
	Powell, Grover	1968-69	
	Powell, Jeremy	2009-10	
	Powell, Ross	1993-94, 1996	
	Prentice, Robert	1954-55	
	Presley, Alexander "Alex"	2010-13	
	Price, Joseph	1980	
	Price, Kevin	1986	
	Prichard, Robert	1940	
	Priest, Eddie	1998-99	
	Prince, William	1931	
	Prinz, Bret	2007	
	Prohovich, Donald	1957	
	Pryor, Buddy	1989	
	Pugh, Timothy	1994-96	
	Pujols, Luis	1987	
	Purcell, Harry	1922-23	
	Purdy, Everett "Pid"	1932	
2021 REVIEW	- Q -		
	Qualls, Chad	2012	
	Qualls, James	1971	
	Qualters, Thomas "Money Bags"	1959-61	
	Queen, Mel D.	1969	
	Queen, Melvin J.	1949	
	Queisser, Walter	1904	
	Quevedo, Ruben	2002-03	
	Quinlan, Lawrence	1904	
PIRATES	- R -		
	Rachunok, Stephen	1942	
	Radley, Robert	1953	
	Raftis, William	1906	
	Rain, Steven "Steve"	2001	
	Raines, Larry	1955-56, 1960-61	
	Ramirez, Hector	2000	
	Ramirez, Yefry	2019	
	Ramos, Jhonathan	2014	
	Ramos, Pedro	1969	
	Ramsey, Fernando	1994	
	Randa, Joseph "Joe"	2006	
	Randazzo, Joseph	1956	
	Ratledge, Logan	2018	
	Raudman, Robert	1968	
	Rawley, Shane	1977	
	Ray, ***	1926	
	Raymundo, Gregg "G.J."	2005	
	Reames, William "Britt"	2006	
	Redus, Gary	1982	
	Reed, Darrell "Chris"	1997	
	Reed, Darren	1992	
	Reed, Jeffrey	1987-88	
	Reed, Richard "Rick"	1994-95	
	Reese, Calvin "Pokey"	1995-97	
	Regalado, Rudy	1953, 1955-56	
	Regan, Stephen	1915	
	Rehg, Walter "Wally"	1919-26	
	Reichert, Daniel "Dan"	2004, 2008	
	Reid, Earl	1942-43, 1946	
	Reid, Justin	2005	
	Reid, Ryan	2013	
	Reidy, William	1905	
	Reilley, Alexander "Duke"	1912-17, 1919-20	
	Reith, Brian	2005	
	Remlinger, Michael "Mike"	1995-96	
	Renteria, Richard "Rick"	1991	
	Restelli, Dino	1950, 1952	
	Retzer, Kenneth	1960	
	Revering, David	1974-77	
	Reyes, Alfredo	2018-19	
	Reyes, Denny	1998	
	Reyes, Gilberto	1989-90	
	Reyes, Joseph "Jo-Jo"	2012	
	Reyes, Milver	2007	
	Reyes, Pablo	2018-19	
	Reynolds, ***	1929	
	Reynolds, Arthur	1926	
	Reynolds, Bryan	2019	
	Reynolds, Jeffrey	1987	
	Rhabe, Nicholas	1944	
	Rhein, Ralph	1935	
	Rhodes, H.H.	1916	
	Ribant, Dennis	1969	
	Rich, Woodrow	1942-46	
	Richard, Christopher "Chris"	2006	
	Richard, Clayton	2015	
	Richard, Lee	1972	
	Richards, Thomas	1959-60	
	Richardson, Antoan	2016	
	Richardson, Clifford	1939-40	
	Richardson, Martin	1966	
	Ricketts, David	1965	
	Riddle, Elmer	1937-39, 1949-51	
	Riddle, John H.	1966	
	Riddle, John L.	1928-37, 1946-47	
	Ridhenour, Dana	1991-92	
	Riedling, John	1999	
	Riffe, John	1929	
	Rigdon, Paul	2002	
	Riggenbach, Robert	1956	
	Rikard, Culley	1948-51	
	Riley, George	1986	
	Ring, Eugene	1955	
	Rios, Yacksel	2019	
	Rippelmeyer, Ray	1961	
	Risenhoover, Robert	1961	
	Risley, William	1992	
	Ritchie, Jay	1968-69	
	Ritter, Lew "Old Dog"	1911	
	Rivard, Rejean "Reggie"	2004	
	Rivera, German	1990	
	Rivera, Luis	1986-87	
	Rivera, Manuel "Jim"	1962	
	Rivera, T.J.	2021	
	Roa, Joseph "Joe"	2003, 2005	
	Roach, Jason	2006	
	Roberge, Bertrand "Bert"	1985-86	
	Roberge, Joseph "Skippy"	1946	
	Roberts, Austin	2021	
	Roberts, Christopher "Chris"	2001	
	Robertson, Claude	1925	
	Robertson, James	1905	
	Robertson, Richard "Rich"	1999	
	Robertson, William	1911-12	
	Robinson, Kerry	1999	
	Robinson, Ron	1983	
	Robinson, Scott	1993	
	Robinson, Trayvon	2019	
	Rodemoyer, Howard	1953-56	
	Rodriguez, Felix	1997	
	Rodriguez, Joshua "Josh"	2011	
	Rodriguez, Nerio	2006	
	Rodriguez, Ricardo	2007	
	Rodriguez, Richard	2018-19	
	Rodriguez, Sean	2018	
	Rodriguez, Wendy	2013	
	Rogers, Brian	2006-08	
	Rogers, Jason	2016-17	
	Rogers, Stanley "Packy"	1942	
	Rogge, Clinton	1916-22	
	Rohrmeier, Dan	1995	
2022 INDIANS			
INTERNATIONAL LEAGUE			
2022 INDIANS			
2022 INDIANS			
2022 INDIANS			

ALL-TIME ROSTER

ORGANIZATION

2022 INDIANS

INTERNATIONAL
LEAGUE

2021 REVIEW

PIRATES

HISTORY

GENERAL

Roig, Anton	1962	Santo Domingo, Rafael	1978, 1980
Rojas, Mel (Jr.)	2014-16	Santos, Adalberto	2014
Rojas, Melquiades "Mel" (Sr.)	1990-92	Santos, Omir	2014
Romano, John	1957-58	Santos, Victor	2004, 2006
Romano, Thomas "Tom"	1986-87	Santovenia, Nelson	1985-86, 1988, 1990-91
Romero, Deibinson	2015	Sarmiento, Manuel "Manny"	1976-77, 1979
Romero, Enny	2018	Sasser, Robert "Rob"	2002
Rondon, Jorge	2016	Sattler, William	1984
Roof, Eugene	1984	Sauveur, Richard	1988-90, 1993-95, 1998
Roomes, Rolando	1990	Scahill, Robert "Rob"	2015-16
Roper, John	1993-95	Scala, Gerald	1949
Ropiequet, ***	1924	Scanlan, Robert "Bob"	2000
Roque, Rafael	2000	Scarborough, Stephen "Steve"	2002-04
Roscoe, John "Mike"	1945	Scarce, Guerrant "Mac"	1975-77
Rose Jr., Pete	1997-98	Schacker, Harold "Hal"	1945
Roseboro, Stanley	1958	Schaffer, Jimmie	1968
Rosenbaum, Glen	1957-58, 1962-63	Schang, Robert	1916-18
Rosenberg, Harry	1931-34	Schardt, Wilbur "Big Bill"	1913-15
Rosenthal, Lawrence	1947	Schatzeder, Daniel	1985
Roser, Emerson	1946	Schemanske, Frederick	1925, 1927
Ross, Chester "Chet"	1946	Scherrer, William "Bill"	1982
Ross, David	2005	Schlereth, Daniel	2014
Roth, Francis	1905	Schlitzer, Victor "Biff"	1911-12
Rothgeb, Claude	1906	Schlueter, Norman	1942-44
Rothschild, Lawrence "Larry"	1977-80	Schmandt, Raymond	1924-25
Rowe, Thomas	1966	Schmidt, David	1991
Rowell, Joe	1951	Schmidt, Robert	1961
Ruberto, John "Sonny"	1971-76	Schmutte, John	1923
Rubilotta, Andrew "Rube"	1967	Schneck, David	1975-76
Rubio, Jorge	1968	Schreiber, Henry	1920-22, 1925-26
Ruddell, Michael	1972, 1974	Schugel, Andrew "A.J."	2016-18
Rudolph, Frederick "Don"	1957-58, 1961	Schuler, David	1984
Rue, Mel	1951-52	Schulte, Fred	1944
Ruffcorn, Scott	1998	Schultz, Bo	2018
Ruffin, Johnny	1993, 1995	Schupp, Charles	1946
Ruiz, Hiraldo "Chico"	1961	Schupp, Ferdinand "Ferdie"	1926-29
Runk, George	1972	Schwartz, William	1905
Runzler, Dan	2017	Schwind, Jonathan	2016
Rusch, Glendon	2003	Score, Herb	1952, 1954, 1962-63
Rushe, Charles	1948	Scott, Gary	1993
Rushford, James "Jim"	2002-03	Scott, LeGrant	1938-41
Ruskin, Scott	1993	Scudder, William "Scott"	1995
Russell, A.E. "Reb"	1926-29	Scutaro, Marco	2000-01
Russell, Jeffrey	1983	Seabolt, Scott	2003
Ryan, B.J.	1999	Seale, Johnny	1966-67
Ryan, John "Blondy"	1930	Seaton, Tom	1916
Ryan, Michael	2007	Sebra, Robert	1986, 1988
Ryan, Robert	1991	Secrist, Donald	1968
Ryder, Brian	1982-83	Seeds, Robert "Suitcase Bob"	1942
- S -		Seibert, ***	1902
Sabena, Michael	1944	Seitz, Charles	1911
Sabo, Christopher "Chris"	1996	Sell, Donald "Chip"	2001
Sadler, Casey	2013-15, 2017-18	Sellers, Justin	2015
Sadler, Raymond "Ray"	2005-06	Sellers, Rick	1994-95
Sadowski, Robert	1967	Sembera, Carroll	1972
Saffell, Tom	1948-51	Serafini, Daniel "Dan"	2001
Sager, Anthony "A.J."	1999	Service, Scott	1991-97
Sagers, Robert	1959	Severino, Atahualpa	2013
Salas, Marino	2008	Seward, Walter	1954
Salazar, Argenis "Angel"	1984, 1990	Seyfried, Gordon	1966
Salazar, Jeffrey "Jeff"	2009	Shackelford, John	1918
Salkeld, Roger	1995, 1997	Shannon, Maurice "Red"	1926
Salkeld, William	1947	Sharp, James	1935-37, 1939-40
Salzano, Gennaro "Jerry"	1999	Sharpe, Chris	2021
Sampen, William	1991-92	Sharpless, Joshua "Josh"	2006-07
Sampson, Adrian	2014-15	Shartzler, Philip	1961
Sanchez, Alexis "Alex"	2001	Shaw, Al	1909
Sanchez, Angel	2015, 2017	Shea, Patrick "Red"	1922
Sanchez, Frederick "Freddy"	2007	Sheehan, Dan	1902
Sanchez, Jorge "Tony"	2012-15	Sheets, Ben	2000-01
Sanchez, Romulo	2008-09	Sheldon, Roland "Rollie"	1968
Sanchez, Yuri	1996	Sheldon, Scott	2004
Sanders, Reginald "Reggie"	1996-97	Shemo, Stephen	1945-46
Sands, Gerald "Jerry"	2013	Shepherd, Ronald	1987-88
Santana, Edgar	2016-17	Sherlock, John	1934
Santana, Ruben	1996	Sherlock, Vincent	1934-38
Santangelo, F.P.	1992	Shevlin, James	1934
Santiago, Jose	1954-55		

	ALL-TIME ROSTER		
GENERAL	HISTORY	PIRATES	2021 REVIEW
INTERNATIONAL LEAGUE	2022 INDIANS	ORGANIZATION	
Shines, Razor	1984-89, 1991-93	Spencer, George	1956-57
Shinners, Ralph	1920-21	Spencer, Hubert "Tom"	1972-76
Shipley, Joe	1962-64	Spencer, Roy	1928
Shirley, Steven	1988	Spilman, William "Harry"	1978-79
Shiver, Ivey	1936	Spradlin, Jerry	1993-94, 1996
Shokes, Edward	1941	Sprague, Edward	1971
Shoppach, Kelly	2013	Sprague, Gary	1972
Short, Chris	1960	Sprinz, Joseph	1929-30, 1934-35
Short, William	1969	Staehele, Marvin	1964-67
Shoun, Clyde	1949	Stairs, Matt	1992
Shreve, Chasen	2021	Stallings, Jacob	2016-19
Shuck, JB	2019	Stansberry, Craig	2005-06
Shupe, Vincent	1945-46	Stanton, ***	1926
Sicking, Edward	1921-27, 1930	Starkel, Conrad	1905
Sieb, Clyde	1922-23	Starr, Raymond	1941
Siebert, Richard	1936	Staucet, Frank	1942, 1946
Siegle, John	1907	St. Claire, Randy	1984-88
Siever, Ed	1908	Steele, Robert	1919
Sigafoos, Francis	1931-34	Steels, James	1989-90
Silva, Mark	1986	Stefero, John	1987
Simmons, Pat	1930	Steiner, James	1942
Simons, Douglas	1992	Stelmaszek, Richard	1972
Simpson, Harry	1954, 1962-63	Stenhouse, Michael	1984
Simpson, Wayne	1969, 1971-72	Steph, Rodney "Rod"	1998
Sinatro, Gregory	1975	Stephens, Glen "Gene"	1963, 1965
Sindlinger, Ralph	1926	Stephenson, Jackson "Riggs"	1925-26, 1935
Singleton, Bert "Elmer"	1946	Stevens, DeWain "Lee"	2003
Sinovic, Richard	1949	Stevens, Ed	1950-51
Sipple, Charles	1952	Stewart, Charles "Tuffy"	1913
Sisti, Sebastian	1946	Stewart, Chris "Stew"	2014-15
Sivess, Peter	1940-41	Stewart, Cory	2005
Skelley, William	1942	Stewart, Hector "Tito"	1991
Skidmore, Leo	1929	Stewart, James	1967
Skidmore, Robert "Roe"	1972-73	Stewart, Paul	2004-05
Skizas, Louis	1961	Stillwell, Kurt	1994-95
Skogan, Thor	1973	Stirnweiss, George "Snuffy"	1952
Skrehot, Shaun	2005	St. Laurent, James	1990
Slack, William	1959	Stockstill, David	1991
Slagle, Walter "Walt"	1907-10	Stokes Jr., Troy	2021
Slape, Gregg	1971-72	Stoll, Richard	1984-86
Slaten, Douglas "Doug"	2012	Stoneham, John	1935
Slocum, Brian	2009	Stout, Allyn	1944
Smith, Alphonse "Fuzzy"	1952-53	Straker, Les	1990
Smith, Bobby	2002	Strange-Gordon, Dee	2021
Smith, Bobby Lee	1960	Stratton, Chris	2019
Smith, Brick	1989	Stratton, Hunter	2021
Smith, Carlos	1909	Strickland, Scott	2006
Smith, Charles	1962-63	Striker, Wilbur "Jake"	1955, 1962
Smith, George A.	1924	Strobel, Fred	1950-51
Smith, George S.	1931-32	Stroner, James	1929
Smith, Gregory	1995	Strong, Joseph "Joe"	2002
Smith, James	1920	Stroud, Edwin	1966-67
Smith, Joshua "Josh"	2016	Stryker, Sterling "Dutch"	1920-21
Smith, Mark	2003	Stull, Everett	2000, 2002
Smith, Michael	1986-88	Stynes, Christopher "Chris"	1997
Smith, Robert	1938	Sues, Jeffrey "Jeff"	2009
Smith, Sean	2009	Suiter, Jerrick	2018
Smith, Travis	2000	Sullivan, Denny	1912
Smith, Willie	1971	Sullivan, William "Scott"	1995-97
Smith-Njigba, Canaan	2021	Sulser, Beau	2021
Smoker, Josh	2018	Summers, Ed	1907
Snell, Ian	2005, 2009	Summers, John "Champ"	1978
Snelling, Christopher "Chris"	2009	Susac, Andrew	2021
Snider, Travis "Lunchbox"	2013, 2015	Sutthoff, John	1902
Snopek, Christopher "Chris"	1999	Sutton, Stephen "Drew"	2012
Snyder, Jim	1958-61	Swaggerty Jr., Travis	2021
Snyder, John	2000-01	Swander, Edward "Pinky"	1904-05
Snyder, Robert	1927	Swanson, Stanley	1968-70
Solis, Ricardo	1992	Sweeney, Darnell	2019
Solis, Roman "Ali"	2013	Sweeney, Mark	1999-01
Sorensen, Einar	1939	Sweiger, Carroll "Bill"	1948
Sorensen, Lary	1986-87	Swetonic, Stephen "Steve"	1927-28
Soriano, Dewey	1947	Syngel, Emil	1960
Soto, Mario	1977-79	Szyzewski, Edward	1957
Sovern, Jeffrey	1976, 1978		
Speece, Byron	1926-29	Tabaka, Jeffrey "Jeff"	1997
Spencer, ***	1922	Tabata, Jose	2009-15
Spencer, Albert	1909-10	Taillon, Jameson "Jamo"	2013, 2016-17

ALL-TIME ROSTER

ORGANIZATION

2022 INDIANS

INTERNATIONAL
LEAGUE

2021 REVIEW

PIRATES

HISTORY

GENERAL

Taitt, Doug	1932	Turchin, Edward	1946
Talbot, Fred	1963-64	Turner, Earl	1948-52
Tamsett, James	1903	Turner, Glenn	1924
Tam Sing, Trace	2016	Turner, James	1933-36
Tarasco, Anthony "Tony"	1998	Tyler, Brad	2000
Taubenheim, Ty	2008-09		
Tauscher, Walt	1942-43	Uecker, Robert "Bob"	1960
Taylor, Ben	1952	Underwood, Patrick	1983
Taylor, Bruce	1974-75	Upton, Bill	1953
Taylor, Charles "Chuck"	1967		
Taylor, Dan	1936-38		
Taylor, Dwight	1988	Valdespino, Hilario "Sandy"	1961
Teachout, Arthur "Bud"	1929	Valdez, Cesar	2011
Tejada, Wilfredo	1987-88	Valdez, Sergio	1987-89, 1992
Tejeda, Moises "Oscar"	2013	Valdez, Trovin	1996
Tejera, Michael	2007	Valdivielso, Jose	1957, 1963-64
Terdoslavich, Joey	2017	Valle, John	1978-79
Terry, Lazaro "Chico"	1959-60	Van Alstyne, Clay	1930
Tesmer, Bernard	1927	Van Benschoten, John	2006-08
Tessmer, Jay	2001	van den Hurk, Rick	2012
Teut, Nathan "Nate"	2003	Vander Meer, Johnny	1940
Theobald, Ronald	1970	Vander Wal, John	1990-91
Therneau, David "Dave"	1999	Van Dusen, Fred	1960
Thielman, John "Jake"	1906, 1910	Van Every, Jonathan	2010
Thomas, Carl	1958-60	Vangilder, Elam	1932
Thomas, Justin	2010-11	Van Gorder, David	1980-83
Thomas, Myles	1935	Varsho, Gary	1993
Thomas, Valmy	1960	Vasquez, Andy	2015
Thomas, William	1931-34	Vasquez, Marcos	1995
Thompson, Aaron	2011	Vasquez, Pedro	2019
Thompson, John	1925-26	Vasquez, Virgil	2009
Thompson, Kevin	2008	Vassie, Louis	1962-63
Thompson, Mark	1999	Vaughn, Fred	1939, 1943
Thompson, Michael P.	2008	Veach, Robert	1912
Thompson, Michael W.	1976	Veal, Donald "Donnie"	2009-11
Thompson, Richard C.	2005-06	Veal, Orville "Coot"	1964
Thompson, Richard N.	1989-90	Velandia, Jorge	2005
Thompson, Ryan	2002	Venable, William "Max"	1984-85
Thoney, John "Bullet Jack"	1905	Vera, Eduardo	2019
Thornton, Zachary "Zack"	2013-14	Veras, Wilton	2003
Tibbs, Jay	1987	Vickery, Lou	1966
Tiefenthaler, Verle	1963	Vico, George	1952
Timmons, Osborne "Ozzie"	1997-98	Vieaux, Cam	2019, 2021
Tinney, Roy	1957	Villone, Ronald "Ron"	1999
Tinning, Lyle "Bud"	1936	Vinson, Rube	1906
Tinsley, Lee	1999	Viola, Frank	1995
Tipple, Dan	1915	Vitter, James	1952
Tising, John	1933-34, 1938	Vogelsong, Ryan	2006, 2016
Tolar, Kevin	1998-99	Volstad, Christopher "Chris"	2015
Toliver, Freddie	1982-83	Volz, Jacob	1903
Tolleson, Jim	1953-54	Von Eps, Robert	1967
Tolman, Mitchell	2019	Voss, William	1966-67
Tom, Ka'ai	2021	Voyles, Virgil	1919
Tomanek, Richard	1953-56	Vukovich, John	1975
Tomko, Brett	1997, 1999		
Tomlin, David	1971-73, 1982, 1986-87	Waddell, Brandon	2018-19
Tompkins, Ronald "Stretch"	1968	Waddell, Thomas "Tom"	1988-89
Toregas, Wyatt	2011	Wade, Benjamin	1941
Torres, Angel	1977-80	Wade, Galeard "Gale"	1954
Torres, Salomon	2007	Wade, Jacob	1941
Tosheff, Bill	1952	Wagner, Edward "Ed"	1904
Tost, Louis	1947	Wainhouse, David	1991-92
Toth, Paul	1967	Wakefield, Howard	1908-09
Tovar, Edgar	1992	Waldron, Tyler	2014
Towle, Justin	1996	Waldrop, Steven "Kyle"	2013
Tracy, James "Jim"	1993	Walker, Charles "Frank"	1925
Trafton, Todd	1995	Walker, Curtis	1931-32
Treichel, Albert	1946	Walker, Duane	1980-82
Trexler, Frank	1943	Walker, Larry	1989
Trosky, Harold "Hal"	1958-60	Walker, Michael "Mike"	1997-98
Troupepe, Quincy	1952	Walker, Neil	2007-10, 2013
Trout, Paul "Dizzy"	1935-36	Wall, Joshua "Josh"	2014-15
Truby, Christopher "Chris"	2006-07	Wallace, James "Lefty"	1945-46
Tsitouris, John	1961, 1968	Wallen, Norman	1945
Tubbs, Gregory	1993	Walsh, James C.	1927
Tucker, Cole	2019, 2021	Walsh, James "Junior"	1947-49
Tucker, Ollie	1930	Walsh, Joseph	1911
Tufts, Bob	1983	Walsh, Robert	1935
		Walters, Lew	1903

ALL-TIME ROSTER


Ward, Edgar "Rusty"	1974	Wilson, Grady	1949
Ward, John	1970	Wilson, Jack	2008-09
Warren, Brian	1994-96	Wilson, James	1990
Warstler, Harold "Rabbit"	1927-30	Wilson, John	1939-40
Wasdell, James	1938	Wilson, Joshua "Josh"	2008
Wasdin, John	2007	Wilson, Justin	2011-12
Washington, Vernon	1934	Wilson, Nigel	1995
Watkins, William "Pat"	1997-98	Wilson, Robert M.	1952
Watson, Anthony "Tony"	2011	Wimberly, Corey	2011
Watts, Kristopher "Kris"	2011-12	Winchester, Scott	1997-98
Wayne, Gary	1988	Wine, Robert	1989
Weatherly, Cyril "Roy"	1946-49	Wingard, Ernest	1932-34
Weaver, Arthur	1905-06	Winkles, Bobby	1958
Weaver, Harry	1921-22, 1926	Winningham, Herman	1985-86, 1988
Webb, Cleon "Lefty"	1911	Winston, Darrin	1991
Webster, Raymond	1960	Wint, Preston	1944
Weibl, Clint	2004	Wise, Brett	1983
Weiman, Blake	2019, 2021	Wise, Matthew "Matt"	2004
Weinert, Philip	1934	Wisner, John "Jack"	1926-27
Weis, Albert	1962	Wohlens, Mark	1999
Weiss, Erich	2017-19	Wolf, Louis	1919-20
Welch, Rodolfo	1967	Wolf, Paul	1930-31
Welker, Matthew "Duke"	2012-14	Wolf, Walter "Lefty"	1928-30
Wells, Leo	1950	Wolfe, Harry	1940
Welsch, Ronald	1969-70	Wolfe, Laurence "Larry"	1981
Welsh, Christopher	1984	Wolff, Roger	1932
Wentz, Walter	1911-12	Womack, Horace "Dooley"	1970
Wentzel, Stanley	1945-47	Wood, Blake "Woody"	2015
Werner, Donald	1975-80	Wood, Eric	2017-19
West, Richard	1940	Wood, Howard	1967
Westerzil, George "Tex"	1912	Wood, Timothy "Tim"	2011-12
Wetzel, Cecil	1913	Woodruff, Orville	1902-03, 1911-13
Wheeler, George	1913	Woods, George "Pinky"	1946-47
Whelan, James	1913	Woods, James J.	1960
Whelan, Thomas	1922-24	Woods, Ron	1962
White, Gabriel "Gabe"	1996-97	Woodward, ***	1926
White, Harry	1904	Woolard, Glenn	2004
White, Kirby	1911	Workman, Charles	1947
White, Ray	1931-34	Works, Ralph	1913
Whitehouse, Charles	1920-21	Worley, Vance "Vanimal"	2014-15
Whiteside, Matthew "Matt"	2006	Worth, ***	1928
Whitmore, Darrell	1999	Worthington, Allan "Red"	1962
Wickander, Kevin	1993	Worthington, Craig	1995
Wickland, Albert	1916-17	Wright, Clifton "Red"	1934-35
Wieczorek, Chester "Chet"	1946	Wright, George	1986
Wigginton, Ty	2005	Wright, Henderson "Ed"	1945
Wilcox, Milton	1970-71	Wright, Jamey	2000, 2002-03
Wilk, Adam	2014	Wright, Steven	2021
Wilkie, Aldon "Lefty"	1947	Wrona, Richard "Rick"	1994
Wilkie, Frank	1944-45	Wyatt, Joseph	1926-27
Wilks, Theodore "Cork"	1953-55		
Willard, Gerald "Jerry"	1992		
Williams, Charles	1957-58	Yajure, Miguel	2021
Williams, Dallas	1982-83, 1985-87	Yancy, Hugh	1977
Williams, Ed	1912	Yde, Emil	1928
Williams, George	1964	Yerkes, Stephen	1917, 1919, 1922-23
Williams, Gus	1918	Yoke, Kenneth	1958
Williams, Jackson	2017-18	Yost, Edgar "Ned"	1985
Williams, James	1968	Yoter, Elmer	1925-27, 1931
Williams, Jason	1998-99	Youman, Shane	2006-07
Williams, Kenneth	1991	Youmans, Floyd	1985, 1988
Williams, Matt	2001	Young, Bryan "Pete"	1992
Williams, Otto	1906-12	Young, Gerald	1993
Williams, Thomas	1902-04	Young, Kip	1980-82
Williams, Todd	1997-99	Young, Robert A.	1972-73
Williams, Trevor	2016, 2019	Young, Robert G.	1955-56
Williams, Woodrow	1947	Youngblood, Joel	1973-75
Williamson, Scott	1998		
Willis, Joseph	1913-16		
Willis, Ronald	1966	Zachry, Patrick	1974-75
Willis, Vis	1914	Zagurski, Michael "Mike"	2013
Wilshusen, Terry	1973	Zalusky, John	1905
Wilson, ***	1927	Zambrano, Victor	2007
Wilson, Brandon	1995-97	Zientara, Benedict	1940-41
Wilson, Craig	2005, 2008	Zoccolillo, Peter "Pete"	2003
Wilson, Daniel	1993	Zuber, Jon	2002
Wilson, Eli	2021	Zuverink, George	1952-53
		Zwilling, Edward "Dutch"	1916-20

Indians Athletic Training Staff

Athletic Trainer	Year(s)
Ahrens, Justin	2021
Anderson, Paul	2000-02
Austin, Rich	1967
Battaglia, Al	1970
Bell, Jim	1969, 1971-73
Cole, Bill	1968
Garrett, Lee	1982-83, 1985-86
Housand, Bryan	2011-15
McClain, Ron	1973-79
McCormack, Tim	1987-89
Ministral, Jose	2005, 2007-09
Palmer, Jason	2006
Paxson, Jeff	2002-04
Pierce, James "Hump"	1924-7, 1934-52
Porter, Jeff	1984
Pribyl, Thomas	2010
Prophet, Mert	1952-56
Saad, Charley	1959-66
Scott, Dru	2017-19
Slagle, Lee	2016, 2021
Spinosa, John	1990-92
Tunis, Angelo "Tiny"	1957-58
Young, John	1980-81, 1993-99

Indians Strength & Conditioning Staff

S&C Coach	Year(s)
Burr, Alan	2017-19, 2021
Casula, Kevin	2005
Leva, Furey	2016
Malik, Mubarak	2006-2010
Uihlein, Chad	2011
Wagner, Adam	2012-13
White, Ricky	2014-15



Athletic trainer Lee Garrett (center) was on Indy's staff for four years in the 1980s and witnessed two American Association championships in 1982 and '86.

INDIANAPOLIS INDIANS OWNERSHIP

Principal Owners

1887	Louis Newberger
1888	John Brush
1890	John Martin
1892	John Brush
1894	John Brush and William Schmidt
1897	William Schmidt, W.P. Golt and William H. Watkins
1900	William H. Watkins
1901	William H. Watkins and Charles Ruschaupt
1904	Charles Ruschaupt
1913	Sol Meyer and Sol Kiser
1914	James C. McGill and William G. Smith, Sr.
1917	James C. McGill
1921	William G. Smith, Sr.
1928	James A. Perry
1929	Norman Perry
1942	Frank E. McKinney and Owen J. Bush
1952	Cleveland Indians
1956-	Broad-based "community" ownership (Indians, Inc.)

Federal League Teams

1913	John A. George
1914	James A. Gilmore and J. Edward Krause

Indians Inc. Officers

Chairman of the Board

Frank E. McKinney, Sr.	Jan. 30, 1956 - April 19, 1968
Louis S. Hensley, Jr.	April 19, 1968 - Feb. 3, 1972
Henry B. Blackwell	Feb. 3, 1972 - Jan. 22, 1975
Thomas M. Beaven	Jan. 22, 1975 - May 9, 1978
Henry R. Warren, Jr.	May 9, 1978 - June 19, 1986 & May 11, 1988 - Aug. 14, 1997
Max B. Schumacher	June 20, 1986 - May 11, 1988 & Aug. 14, 1997 - Nov. 16, 2016
*Bruce Schumacher	Nov. 16, 2016 - present

Vice Chairman of the Board

Thomas M. Beaven	Feb. 3, 1972 - Jan. 22, 1975
Henry R. Warren, Jr.	Jan. 22, 1975 - May 9, 1978
Alan R. Kimbell	Feb. 12, 2007-Feb. 7, 2022
*Mary Y. Marsh	Feb. 7, 2022 - present

President

Owen J. Bush	Nov. 19, 1955 - Jan. 28, 1969
Max B. Schumacher	April 15, 1969 - Nov. 2016
*Randy Lewandowski	Nov. 16, 2016 - present

Secretary

Albert H. Schlensker	Nov. 19, 1955 - June 16, 1957
David M. Lewis	June 24, 1957 - Dec. 17, 1964
Robert B. Weimer	Nov. 17, 1965 - Dec. 19, 1968
John A. Alexander	Dec. 19, 1968 - June 19, 1986
Glenn Ray	June 20, 1986 - Feb. 18, 1987
Max W. Hittle, Jr.	Feb. 18, 1987 - Feb. 7, 2022
Mike Messaglia	Feb. 7, 2022 - present

Treasurer

Robert B. Weimer	Nov. 19, 1955 - May 1, 1968
Terry J. Stewart	May 1, 1968 - Dec. 19, 1968
Glenn Ray	Dec. 19, 1968 - Oct. 16, 1992
Alan R. Kimbell	Oct. 29, 1992 - Feb. 7, 2022
*Mary Y. Marsh	Feb. 7, 2022 - present

*indicates active officer

Franchise's Stadiums

Indianapolis Indians

1887	Athletic Park	16th St. & Capitol
-	Bruce Park	21st St. & College
1892	Ohio Street Park	East Ohio & Oriental
1902-04	(East) Washington Park	East Wash. & Gray
1905-8/19/31	(West) Washington Park	1000 West Wash.
9/5/31-1/20/42	Perry Stadium	1501 West 16th St.
1/21/42-8/29/67	Victory Field*	" "
8/30/67-7/3/96	Owen J. Bush Stadium*	" "
7/11/96-	Victory Field	501 West Maryland St.

*renamed only

Federal League Teams

1913	Riverside Park	29th St. & Riverside
1914	-	Kentucky Ave. & South St.



Indians Spring Training Sites

1907	French Lick, Ind.	1937	Bowling Green, Ky.
1910	Series of exhibition games in Texas	1938-41	Bartow, Fla.
1911-12	Mount Jackson, Ind. and Indianapolis	1942	Cocoa Beach, Fla.
1914	Hot Springs, Ark.	1943-45	Bloomington, Ind.
1915	San Diego, Calif.	1946	Deland, Fla.
1916-17	Albany, Ga.	1947	Leesburg, Fla.
1918	Hattiesburg, Miss.	1948	Victoria, Texas
1920	St. Petersburg, Fla.	1949-50	New Orleans, La.
1921	Crowley, La.	1951	Kissimmee, Fla.
1922	Marlin, Texas	1952-56	Daytona Beach, Fla.
1923	Bogalusa, La.	1957-60	Hollywood, Fla.
1924-25	Plant City, Fla.	1961	Tampa, Fla.
1926	Hot Springs, Ark.	1962	Hollywood, Fla.
1927	Sanford, Fla.	1963-67	Sarasota, Fla.
1928	Plant City, Fla.	1968-83	Tampa, Fla.
1929-32	Sarasota, Fla.	1984-92	Lantana, Fla.
1933	French Lick, Ind.	1993-97	Plant City, Fla.
1934	Evansville, Ind.	1998-99	Sarasota, Fla.
1935	Mayfield, Ky.	2000-04	Phoenix, Ariz.
1936	Wauchula, Fla.	2005-	Bradenton, Fla.

All-Time Managerial Records

Manager	Seasons	Win	Loss	Pct.
1. J.C. Hendricks	1914-17, 1919-23	764	691	.525
2. Vern Rapp	1969-75	513	452	.532
3. Dean Treanor	2011-16	471	393	.545
4. Wade Killefer	1933-37, 1941	455	462	.496
5. C.C. Carr	1906-10	370	419	.469
6. Owen "Donie" Bush	1924-26, 1943-44	365	300	.549
7. Dave Milley	1996-99	314	261	.546
8. Trent Jewett	2005-08	292	282	.509
9. Al Lopez	1948-50	278	182	.604
10. Kerby Farrell	1954-56	254	205	.553
11. Bruno Betzel	1927-29	247	254	.493
12. Joe Sparks	1986-88	243	179	.576
13. Marc Bombard	1993-95	240	190	.558
14. Roy Majtyka	1977-79	217	190	.533
15. Brian Esposito	2018-19, 2021	200	208	.490
16. William Burwell	1945-46	178	128	.582
17. William Watkins **	1902-03	173	105	.622
18. Les Moss	1964, 1966	169	137	.552
19. Walker Cooper	1958-59	158	158	.500
20. Emmett McCann	1931-32	150	132	.532
21. Don Gutteridge	1951, 1967	144	155	.482
22. Frank Kremblas	2009-10	141	146	.491
23. Cecil Cooper	2003-04	130	156	.455
24. Pat Kelly	1991-92	129	107	.547
25. Ray Schalk	1938-39	128	117	.522
Jim Beauchamp	1980-81	120	151	.443
Bob "Buck" Rodgers	1984	91	63	.591
James Burke	1911-12	91	111	.450
Luke Appling	1962	89	58	.605
Tom Rynnells	1989	87	59	.596
Rollie Hemsley	1963	87	67	.565
Ellis "Cot" Deal	1961	86	64	.573
George Tebbetts	1953	82	72	.532
John Corriden	1930-31	82	121	.404
Steve Smith	2000	81	63	.563
Andy Barkett	2017	79	63	.556
Charles "Gabby" Hartnett	1942	76	78	.494
George Scherger	1982	75	61	.551

(Continued next page)



Dean Treanor (left) and Vern Rapp (right) rank first and second, respectively, in win percentage among Indians managers with at least 400 career victories.

INDIANS' 400-WIN CLUB (by Win PCT)

MANAGER	WIN PCT	WINS	LOSSES
Dean Treanor	.545	471	393
Vern Rapp	.532	513	452
J.C. Hendricks	.525	764	691
Wade Killefer	.496	455	462

INDIANAPOLIS INDIANS MANAGERS

All-Time Managerial Records (cont.)

Manager	Seasons	Win	Loss	Pct.
Eugene DeSautels	1952	75	79	.487
James Brown	1947	74	79	.484
Andy Cohen	1957	74	80	.481
George Noga	1965	70	78	.473
E.G. Barrow	1905	69	83	.454
William Phillips	1904	69	85	.448
Mike "M.J." Kelly	1913	68	99	.407
Ed Romero	2002	67	76	.469
Wendell Kim	2001	66	78	.458
Don Zimmer	1968	66	78	.458
Roy Hartsfield	1983	64	72	.471
Jim Snyder	1976	62	73	.459
Felipe Alou	1985	61	81	.430
Tim Johnson	1990	61	85	.418
Wes Griffin	1939-40	60	67	.472
Mike "Bernard" Kelly	1944	55	79	.410
Napoleon Lajoie	1918	41	34	.547
Jewell Ens	1940	36	46	.439
Ted Beard	1960	35	50	.412
John Hutchings	1960	30	39	.435
Jerry Manuel	1991	29	22	.569
Charles O'Leary	1912	23	45	.338
Charles O'Day	1912	20	43	.317

*** William Watkins also managed the 1895-97, 1900 and 1901 Indianapolis teams of the Western League, American League and Western Association, respectively. Along with his 1902-03 Indians teams, he compiled a record of 556-382 (.593) in Indy.*

MANAGER OF THE YEAR AWARDS

Year	Manager	League	Record/Div. Finish	Playoff Results
1954	Kerby Farrell*	American Association	95-57/1st	Def. Minneapolis, 4-2 Lost to Louisville, 4-1
1956	Kerby Farrell*	American Association	92-62/1st	Def. Minneapolis, 4-3 Def. Denver, 4-0 Def. Rochester, 4-0 Lost to Houston, 4-1 Lost to Louisville, 3-0
1961	Ellis "Cot" Deal	American Association	86-64/1st	Lost to Houston, 4-1
1962	Luke Appling	American Association	89-58/1st	Lost to Louisville, 3-0
1963	Rollie Hemsley**	International League	86-67/1st	Def. Atlanta, 1-0 (Southern Div. Title) Def. Syracuse, 4-1 Def. Atlanta, 4-1 Lost to Denver, 4-3 Lost to Tulsa, 4-3
1971	Vern Rapp	American Association	84-55/1st	Lost to Tulsa, 4-3
1974	Vern Rapp	American Association	78-57/1st	Lost to Tulsa, 4-3
1982	George Scherger***	American Association	75-61/1st	Def. Omaha, 4-2 Lost to Louisville, 4-2
1984	Buck Rodgers*	American Association	91-63/1st	Def. Denver, 4-3 Def. Louisville, 3-2 Def. Denver, 4-1 Def. Omaha, 3-1 Def. Rochester, 4-2 Def. Omaha, 3-2 Def. Richmond, 4-0 Def. Louisville, 3-0 Def. Nashville, 3-1 Lost to Louisville, 3-0 Lost to Buffalo, 3-2
1986	Joe Sparks*	American Association	80-62/1st	
1987	Joe Sparks	American Association	74-64/3rd	
1988	Joe Sparks*#	American Association	89-53/1st	
1989	Tom Runnells	American Association	87-59/1st	
1994	Marc Bombard	American Association	86-57/1st	
1995	Marc Bombard#	American Association	88-56/1st	
1997	Dave Miley	American Association	85-59/2nd	

League Championship in Bold

* The Sporting News Minor League Manager of the Year (awarded annually from 1936-2005)

** In 1963, the International League Manager of the Year Award did not exist (awarded annually from 1967-present); however, Rollie Hemsley was named The Sporting News Minor League Manager of the Year


*** In 1982, George Scherger was not named American Association Manager of the Year but was named The Sporting News Minor League Manager of the Year

Baseball America Minor League Manager of the Year (awarded annually from 1981-present)



GENERAL

VICTORY FIELD SEATING CHART



**"It's a beautiful ballpark, and
it's part of one of the best sports
downtowns anywhere in America..."**
- **Bob Costas**

VICTORY FIELD PROFILE

Location	501 West Maryland St., 46225	Contractor	Hagerman Construction Corporation
Seating Capacity	Approximately 13,750	Grand Opening	July 11, 1996
Box Seats.....	7,064	Attendance.....	14,667
Reserved Seats.....	3,899	Result.....	Loss: Indianapolis Indians 3 Oklahoma City 89ers 5
Lawn.....	2,000	Largest Crowd	July 22, 2000
Yuengling Landing.....	134	Attendance.....	16,168
Suite Level.....	481	Indians at Victory Field**	958-786 (.549)
Handicap Accessible.....	172		
Dimensions	175,000 square feet		
Left Field.....	320 feet		
Left Center Field.....	418 feet		
Center Field.....	402 feet		
Right Center Field.....	362 feet		
Right Field.....	320 feet		

*Part of the White River State Park, which also includes the NCAA Headquarters, Eiteljorg Museum, IMAX Theater, Indiana State Museum and Indianapolis Zoo.

**Regular season games only.

VICTORY FIELD FIRSTS

Game: July 11, 1996 vs. Oklahoma City 89ers
Win: 2-1, July 12, 1996 vs. Oklahoma City
Loss: 5-3, July 11, 1996 vs. Oklahoma City
Pitch: Marcus Moore (called strike), July 11, 1996
Winning Pitcher: Rick Helling, Oklahoma City, July 11, 1996
Indians Winning Pitcher: Tim Fortugno, July 12, 1996
Home Run: Lee Stevens (2-run HR, fifth inning), Oklahoma City, July 11, 1996
Indians Home Run: Roberto Mejia (2-run HR), July 15, 1996

VICTORY FIELD GROUND RULES

Rule 1: A pitched or thrown ball sticking in the padding is a dead ball; runners advance one base.

Rule 2: A ball thrown into the dugout is a dead ball; runners advance one base.

Rule 3: Balls thrown into dugout screens/extended netting and staying out of the dugouts and stands are live and in play.

Rule 4: Fielders can make a legal catch from the top of the steps to the dugout even with the playing field. Players leaning in from the top of the steps, catching the ball and then going into the dugout results in a legal catch. Players may not step into the dugout and then make a catch.

Rule 5: A fairly batted ball sticking in the wall padding is a dead ball and a ground-rule double.

Rule 6: A batted ball that comes to rest under a bullpen bench is dead and a ground-rule double. A thrown ball that comes to rest under a bullpen bench is a dead ball and runners advance one base. A ball that lodges in the bullpen bench area is a dead ball — a ground-rule double if a batted ball, or runners advance one base if a thrown ball.

Rule 7: A batted or thrown ball that goes under a bullpen bench and bounces out is a live ball.

Rule 8: A batted ball that hits a player in the bullpen area is live and in play. If such touching is intentional, interference will be called.

Rule 9: All outfield screens are considered part of the wall. A fairly batted ball hitting an outfield screen or the yellow pad and going over the fence on the fly is a home run.

Rule 10: A batted ball hitting the top or any portion of the left field scoreboard and then going over the outfield screen and yellow pad on the fly is a double. A batted ball hitting the left field scoreboard that caroms off the outfield screen or yellow pad back into the field of play, the ball is live. A batted ball that comes to rest on top of the left field scoreboard is a double.

Rule 11: A batted ball landing on the small roof area in the left field corner on top of the power room is a home run.

YEAR-BY-YEAR VICTORY FIELD ATTENDANCE

Year	Total	Open	Avg (League)	All-Time	Year	Total	Open	Avg (League)	All-Time
2021	353,729	61	5,799 (6th)	14,597,344	2007	586,785	70	8,383 (6th)	6,898,388
2019	586,860	68	8,630 (2nd)	14,243,615	2006	547,768	72	7,608 (5th)	6,311,603
2018	619,122	70	8,845 (2nd)	13,656,755	2005	558,901	70	7,984 (4th)	5,763,835
2017	641,141	70	9,159 (1st)	13,037,633	2004	576,067	71	8,114 (4th)	5,204,934
2016	636,888	71	8,970 (2nd)	12,396,492	2003	550,319	69	7,976 (4th)	4,628,867
2015	662,536	71	9,331 (2nd)	11,759,604	2002	571,984	71	8,056 (4th)	4,078,548
2014	660,289	70	9,433 (2nd)	11,097,068	2001	604,407	71	8,513 (4th)	3,506,564
2013	637,579	71	8,980 (3rd)	10,436,779	2000	672,209	75	8,963 (3rd)	2,902,157
2012	595,043	70	8,501 (3rd)	9,799,200	1999	658,250	71	9,271 (2nd)	2,229,948
2011	580,082	71	8,170 (5th)	9,204,157	1998	659,237	67	9,839 (2nd)	1,571,698
2010	569,969	71	8,028 (6th)	8,624,075	1997	618,095	70	8,830 (AA)	912,461
2009	549,552	67	8,202 (5th)	8,054,106	1996	294,366	30	9,812 (AA)	294,366
2008	606,166	71	8,538 (4th)	7,504,554					

TOP 10 SINGLE GAME VICTORY FIELD ATTENDANCES

ALL-TIME (since 1996)				14,230 CAPACITY (since 2011)			
Rank	Date	Day	Total	Rank	Date	Day	Total
1	7/22/2000 vs. COL	Sat.	16,168	1	8/30/2014 vs. COL	Sat.	15,250
2	5/30/1998 vs. BUF	Sat.	16,087	2	7/31/2015 vs. CHA	Fri.	15,249
3	8/30/1997 vs. LOU	Sat.	16,084	3	8/15/2015 vs. DUR	Sat.	15,237
4	8/30/2003 vs. COL	Sat.	16,068	4	6/27/2015 vs. SYR	Sat.	15,144
5	7/4/2004 vs. LOU	Sun.	16,062	5	7/29/2017 vs. PAW	Sat.	15,142
6	7/4/2002 vs. LOU	Thurs.	15,983	6	9/3/2016 vs. LOU	Sat.	15,134
7	6/19/1999 vs. ROC	Sat.	15,898	7	7/11/2014 vs. COL	Fri.	15,066
8	7/4/2000 vs. LOU	Tues.	15,880	8	7/25/2015 vs. LOU	Sat.	15,042
	7/11/2001**	Wed.	15,868	9	8/22/2014 vs. TOL	Fri.	15,012
9	7/4/2001 vs. OTT	Wed.	15,864		7/26/2013 vs. SYR	Fri.	15,012
10	8/21/1999 vs. TOL	Sat.	15,861	10	7/15/2017 vs. LOU	Sat.	15,006

**Triple-A All-Star Game at Victory Field

GENERAL RULES

1. TIME OF BREAK

The timer will count down from 2:15, as follows:

- 35 seconds** Last warm-up pitch shall be thrown
- 25 seconds** PA and music end; PA announces batter
- 20 seconds** On-field entertainment off the field
- 20-9 sec.** Batter in box; pitch when he's alert to pitcher
- 20-0 sec.** Deadline for pitcher to begin motion

*It is considered a violation if:

- Batter is not in box and alert to pitcher by **9 seconds**
- Pitcher begins pitch motion **after timer reaches "0"**

2. WARM-UP PITCHES

Pitchers not guaranteed 8 warm-up pitches. No pitch limit before inning, but final warm-up must be delivered at **least 35 seconds** prior to end of inning break or a pitch change.

*Umpire stops warm-up pitch at that time, unless:

- Deems **valid exception** (injury, delay in activities, etc.)
- Pitcher/catcher finishes an inning **on base or at-bat**

3. START OF GENERAL TIMERS (not pitch timers)

- Pregame countdown begins 60 minutes before scheduled first pitch (IL supplement)
- Timer starts **on last out** of an inning for inning break
- Pitching-change timer starts as soon as relief pitcher **crosses the warning track** (or foul line)

4. DELIVERY OF PITCH

Pitcher satisfies rule if, prior to clock reaching **"0"**,

- **Begins windup**, or
- **Begins motion** to come set

5. RELIEF PITCHER MINIMUM

Relief pitchers **must remain in the game to face three opposing batters**, unless,

- The pitcher must exit the game due to **injury**, or
- **The inning concludes** before he has faced three batters

6. EXTRA INNINGS

Extra innings will begin with a runner on second base.

7. LARGER BASES

The size of first, second and third base will be increased in size from 15 inches square to 18 inches square.

NOTED FOR 2022

- The Indians' May 10-15 road trip at Charlotte will feature an Automated Ball-Strike (ABS) system. The ABS system will approximate the strike-zone called by high-level umpires.

PITCH TIMER BETWEEN PITCHES AND BETWEEN BATTER TIMER (:30)

1. BATTER'S BOX RULE

During each at-bat, the batter shall comply with **Official Rule 5.04(b)**. (listed at end of section)

*If no exception & batter intentionally leaves box, umpire:

- Issues batter warning for 1st violation of Rule in game
- Calls a "Strike" without a pitch on second violation

2. START OF 14- and 19-SECOND TIMER

- A pitcher shall be allowed (:14) seconds to throw each pitch with no runners on base and (:19) seconds with runners on base (except for the first pitch of an at-bat)

3. START OF 30-SECOND TIMER

- A pitcher shall be allowed (:30) seconds to throw the first pitch of an at-bat (except for the first batter after an inning break or pitching change)

4. STOP OF TIMER

- When pitcher begins motion of windup or coming set
- Pitcher makes a pickoff attempt at any base
- Pitcher feints pickoff or steps off rubber with runners on
- Catcher leaves box to give signals/visit mound
- Umpire calls for a "time out"

*On pickoff/feint, timer resets & begins again immediately

i. OFFICIAL BASEBALL RULE 5.04(B)

The batter shall keep at least one foot in the batter's box throughout the batter's time at bat, unless one of the following exceptions applies, in which case he may leave the batter's box but not the dirt area surrounding home plate:

- *Batter swings at pitch*
- *Batter forced out by pitch*
- *Team granted "time"*
- *Defensive play on runner*
- *Batter feints a bunt*
- *Wild pitch/passed ball*
- *Pitcher leaves dirt area with the ball*
- *Catcher leaves box to give signals*

MOUND VISITS (:30)

1. START TIMER

Thirty-second timer shall operate during mound visits **initiated by a manager or coach** beginning when the manager or coach **crosses the foul line** unless accompanied by a doctor or trainer.

*Additional time may be permitted by the umpire for:

- Trip to mound slowed by **bona fide medical ailment**
- **Special circumstances** are required (i.e. translator)

2. STOP OF TIMER

- When manager or coach **leaves dirt circle** of mound
- If a **Pitching change** is signaled, begin respective timer for pitching changes immediately
- **Home plate umpire will proceed to the mound** when timer reaches (:10) seconds

3. MOUND VISIT LIMIT (6)

- When a manager, coach or player meets the pitcher, **regardless of where the visit occurs or the length**, shall constitute as a mound visit
- Home plate umpire may, upon request from catcher, grant a brief mound visit for a "cross-up" situation

ENFORCEMENT

1. BATTERS

Make every reasonable effort to enter box with 20 seconds remaining, and should not delay to gain undue advantage.

*Automatic "strike" if batter not in box with 9+ seconds.

2. PITCHERS

Are expected to begin the motion to deliver the pitch as soon as the batter enters the box and becomes alert to the pitcher.

*Automatic "ball" if not beginning windup/set prior to "0".

3. MOUND VISIT LIMITS

Once a team has exhausted its six mound visits in a game, an umpire **will attempt to stop a player** on that team from visiting the mound by reminding the player that his team has exhausted its mound visit limit, unless the umpire determines that an exception to the rule applies. If the **player promptly returns to his position when directed** by the umpire, the player shall not be penalized. If a **player does not return to his position when directed by the umpire and proceeds with the mound visit, the player shall be subject to ejection from the game**. A manager must remove his pitcher from the game after six mound visits, and is **subject to ejection if he violates the rule with no pitcher warming in the bullpen**.

Howard Kellman

Voice of the Indians

Kellman is in his 46th season as Voice of the Indians. He has watched more than a million pitches and seen more than 300,000 outs recorded during Indians broadcasts. On June 30, 2017, Kellman broadcast his 6,000th game for the Indians. In honor of the feat, Indianapolis Mayor Joe Hogsett made July 1 "Howard Kellman Day" in Indianapolis. In 2018, Kellman received the Spirit of the International League Award, which is designed to recognize the essential role filled by individuals who are dedicated to helping make sure IL fans have the most enjoyable experience possible.

Kellman joined the Indians in 1974 and has been the club's lead play-by-play announcer each year during that time frame except for the 1975 and 1980 seasons.

Honored as Indiana's Sportscaster of the Year in 2002, Kellman has called IHSAA football and basketball games on WHMB-TV 40 since 1990. In 2009, he was inducted to the Indiana Sports Writers & Sportscasters Association Hall of Fame. Kellman was inducted into the Indiana Broadcast Pioneers Hall of Fame in 2015 and the Indiana High School Baseball Coaches Association Hall of Fame in 2018.

Since joining the Indians, Kellman has also been named to the radio broadcast team for three Triple-A All-Star Games, including the 1989 Midsummer Classic in Columbus, Ohio, the 2001 contest at Victory Field, and most recently, the 2013 showcase in Reno, Nev. In addition, he led the broadcast team for ESPN's coverage of the Triple-A World Series from 2006-08.

Along with covering the Indians, Kellman has worked behind the microphone for the Chicago White Sox (1984) and Cleveland Cavaliers (1988-90), called both IHSAA football and basketball games on WHMB-TV 40 (since 1990-91) and served as a sideline reporter for Yale football on the YES Television Network (2012). He also filled in as a replacement on New York Mets broadcasts in 2014.

Kellman currently manages his own professional speaking service which features life lessons drawn from sports-related stories, and published his book *61 Humorous & Inspiring Lessons I Learned From Baseball* in 2010.


A graduate of Brooklyn College, Kellman began his early broadcasting days as an announcer for St. John's University basketball.

Howard and his wife, Robin, reside in Carmel, Ind.



Color Commentators

Jack McMullen
Broadcaster



Andrew Kappes
Broadcaster



INDIANS BROADCASTING TEAMS

Years	Broadcast Team	Years	Broadcast Team
2022	Howard Kellman, Andrew Kappes, Jack McMullen	1975	Tom Akins, Dave Rodebaugh
2021	Howard Kellman, Andrew Kappes, Cheyenne Reiter	1974	Howard Kellman
2015-2019	Howard Kellman, Andrew Kappes	1973	Russ Benedict
2012-14	Howard Kellman, Will Flemming	1971	Jim McIntyre
2006-11	Howard Kellman, Scott McCauley	1969	Tom Hession, Johnny Wade
2005	Howard Kellman, Robert Portnoy	1968	Tom Hession, Johnny Wade, Brian Madden
2004	Howard Kellman, Scott Lauer	1966-67	Carl Grande, Tom Hession, Johnny Wade
1996-2003	Howard Kellman, Brian Giffin	1963	Luke Walton
1991-95	Howard Kellman, Tom Akins, Brian Giffin	1956-60	Jim McIntyre
1981-90	Howard Kellman, Tom Akins	1948-55	Luke Walton
1980	Mike Fornes, Tom Akins	1947	Gene Kelly, Estel Freeman
1976-79	Howard Kellman, Tom Akins		
1902-42, 44, 46, 61, 62, 65, 70, 72	No Broadcast	1943, 1945	Unconfirmed Broadcast Team

MEDIA INFORMATION



Cheyne Reiter
Director of Communications
CReiter@IndyIndians.com
(317) 532-6934



Anna Kayser
Baseball Communications
Coordinator
AKayser@IndyIndians.com
(317) 532-6778



Brody Tisdale
Baseball Communications
Assistant
BTisdale@IndyIndians.com
(317) 269-3542 ext. 279

MEDIA POLICIES

Press Box: The press box is located on Suite Level (third floor) to the third base side of home plate. The press box phone number is **317-269-3542 ext. 288**. Home and visiting game notes, rosters, lineups and stat packs will be printed and available for pickup in the press box. Media food vouchers will also be available in the press box.

Credentials: Full-season and single-game credential requests should be emailed to the Indians Communications Department no less than 24 hours prior to first pitch. Credentials will be left at the guest relations desk in the suite lobby, which you can find through the administration doors on the ballpark's west side. Photo ID will be required at time of pick up. All media members requesting full-season and single-game credentials must sign the 2022 Minor League Baseball Credential Agreement.

Parking: A limited number of spaces are available for members of the working media. Single-game parking passes are granted on an as-available basis.

Television: Trucks may connect to TV lines in the right field corner of Victory Field (outside the ballpark). The stadium is wired for cameras to plug in on the north end of the third base dugout. For more information, email Director of Communications Cheyne Reiter at CReiter@IndyIndians.com.

Photographers: Photography locations and guidelines will adhere to protocols set forth by Major League Baseball. Please contact Director of Communications Cheyne Reiter at CReiter@IndyIndians.com for more information.

Player Interview Requests: To set up a player interview prior to or after the game, please email Baseball Communications Coordinator Anna Kayser at AKayser@IndyIndians.com. Postgame interview requests must be submitted by the bottom of the seventh inning.



2022 INDIANAPOLIS INDIANS BROADCAST SCHEDULE

APRIL

SUN	MON	TUE	WED	THU	FRI	SAT
					1	2
3	4	5 my 26 WNDY	6 FOX 59	7 FOX 59	8 my 26 WNDY	9 my 26 WNDY
10 8	11	12	13 1:35	14 7:05	15 7:05	16 6:35
17	18	19 6:35	20 my 26 WNDY	21 12:05	22 my 26 WNDY	23 my 26 WNDY
24 8	25	26	27	28	29	30

MAY

SUN	MON	TUE	WED	THU	FRI	SAT
1	2	3 6:35	4 1:35	5 11:05	6 my 26 WNDY	7 my 26 WNDY
8 8	9	10	11	12	13	14
15	16	17 6:35	18 1:35	19 11:05	20 my 26 WNDY	21 6:35
22 8	23	24	25	26	27	28
29	30	31				

JUNE

SUN	MON	TUE	WED	THU	FRI	SAT
			1	2	3	4
5	6	7 FOX 59	8 FOX 59	9 FOX 59	10 my 26 WNDY	11 FOX 59
12 8	13	14	15	16	17	18
19	20	21 FOX 59	22 FOX 59	23 my 26 WNDY	24 my 26 WNDY	25 my 26 WNDY
26 8	27	28	29	30		

JULY

SUN	MON	TUE	WED	THU	FRI	SAT
					1	2
3	4 FOX 59	5	6 FOX 59	7 my 26 WNDY	8 my 26 WNDY	9 FOX 59
10 8	11	12	13	14	15	16
17	18	19 ALL-STAR BREAK	20	21	22 my 26 WNDY	23 FOX 59
24 8	25	26	27	28	29	30
31						

AUGUST

SUN	MON	TUE	WED	THU	FRI	SAT
	1	2 FOX 59	3 1:35	4 my 26 WNDY	5 my 26 WNDY	6 FOX 59
7 8	8	9	10	11	12	13
14	15	16 FOX 59	17 FOX 59	18 my 26 WNDY	19 FOX 59	20 my 26 WNDY
21 8	22	23 FOX 59	24 1:35	25 my 26 WNDY	26 FOX 59	27 FOX 59
28 8	29	30	31			

SEPTEMBER

SUN	MON	TUE	WED	THU	FRI	SAT
				1	2	3
4	5	6	7	8	9	10
11	12	13 6:35	14 1:35	15 12:05	16 7:05	17 my 26 WNDY
18 my 26 WNDY	19 1:35	20 6:35	21 6:35	22 1:35	23 7:05	24 6:35
25	26	27	28	29	30	

ALL TIMES EDT. SUBJECT TO CHANGE.



*Every Indians game will stream live on MiLE

APRIL

SUN	MON	TUE	WED	THU	FRI	SAT
3 17 STP	4	5 12 STP	6 13 STP	7 14 STP	8 15 STP	9 16 STP
10 13 STP	11	12 19 STP	13 20 STP	14 21 STP	15 22 STP	16 23 STP
17 24 STP	18	19 26 STP	20 27 STP	21 28 STP	22 29 STP	23 30 STP
24 31 STP	25	26 3 IOW	27 4 IOW	28 5 IOW	29 6 IOW	30 7 IOW
31 1 IOW	2	3 10 IOW	4 11 IOW	5 12 IOW	6 13 IOW	7 14 IOW

MAY

SUN	MON	TUE	WED	THU	FRI	SAT
1 10W 2:05	2	3 10W 6:35	4 11W 1:35	5 12W 11:05	6 13W 7:05	7 14W 6:35
8 15W 1:35	9 16W 6:35	10 17W 7:05	11 18W 7:04	12 19W 7:04	13 20W 7:04	14 21W 7:04
15 22W 1:05	16 23W 6:35	17 24W 7:05	18 25W 7:05	19 26W 7:05	20 27W 7:05	21 28W 7:05
22 29W 1:35	23 30W 6:35	24 31W 7:05	25 1W 8:07	26 2W 8:07	27 3W 8:07	28 4W 8:07
29 5W 8:07	30 6W 8:05	31 7W 8:05				

JUNE

SUN	MON	TUE	WED	THU	FRI	SAT
5 OMIA 8:05	6 OMIA 8:05	7 OMIA 8:05	8 OMIA 8:05	9 OMIA 8:05	10 OMIA 8:05	11 OMIA 8:05
12 GWN 7:05	13 GWN 7:05	14 GWN 7:05	15 GWN 7:05	16 GWN 7:05	17 GWN 7:05	18 GWN 7:05
19 GWN 7:05	20 GWN 7:05	21 NAS 8:05	22 NAS 8:05	23 NAS 8:05	24 NAS 8:05	25 NAS 8:05
26 NAS 8:05	27 NAS 8:05	28 NAS 8:05	29 NAS 8:05	30 NAS 8:05	31 NAS 8:05	

עלון

SUN	MON	TUE	WED	THU	FRI	SAT
1	2	3	4	5	6	7
8	9	10	11	12	13	14
15	16	17	18	19	20	21
22	23	24	25	26	27	28
29	30	31				

AUGUST





















SUN	MON	TUE	WED	THU	FRI	SAT
1 1:35 LOU	2 7:05 MEM	3 1:35 LOU	4 7:05 MEM	5 1:35 LOU	6 7:05 MEM	7 1:35 LOU
8 1:35 LOU	9 7:05 MEM	10 1:35 LOU	11 7:05 MEM	12 1:35 LOU	13 7:05 MEM	14 1:35 LOU
15 1:35 LOU	16 7:05 MEM	17 1:35 LOU	18 7:05 MEM	19 1:35 LOU	20 7:05 MEM	21 1:35 LOU
22 1:35 LOU	23 7:05 MEM	24 1:35 LOU	25 7:05 MEM	26 1:35 LOU	27 7:05 MEM	28 1:35 LOU
29 1:35 LOU	30 7:05 MEM	31 1:35 LOU				





















SEPTEMBER

SUN	MON	TUE	WED	THU	FRI	SAT
1 LOU	2 LOU	3 LOU	4 LOU	5 LOU	6 LOU	7 LOU
8 6:35	9 7:05	10 7:05	11 7:05	12 7:05	13 7:05	14 7:05
15 LOU	16 LOU	17 LOU	18 LOU	19 LOU	20 LOU	21 LOU
22 6:35	23 7:05	24 7:05	25 7:05	26 7:05	27 7:05	28 7:05
29 LOU	30 LOU	31 LOU	32 LOU	33 LOU	34 LOU	35 LOU

ALL TIMES EDT. SUBJECT TO CHANGE.

INDYINDIANS.com

- | | | | |
|---|-----------------------------------|---|------------|
|  | COL - COLUMBUS CLIPPERS |  | CLE |
|  | GIN - GWINNETT STRIPERS |  | ATL |
|  | IND - INDIANAPOLIS INDIANS |  | PIT |
|  | IOW - IOWA CUBS |  | CHC |
|  | LOU - LOUISVILLE BATS |  | CIN |
|  | MEM - MEMPHIS REDBIRDS |  | STL |
|  | NAS - NASHVILLE SOUNDS |  | MIL |
|  | OMA - OMAHA STORM CHASERS |  | KCR |
|  | STP - ST. PAUL SAINTS |  | MIN |
|  | TOL - TOLEDO MUD HENS |  | DET |

- | | | | |
|---|------------------------------------|---|-----|
|  | BUF - BUFFALO BISONS |  | TOR |
|  | CLT - CHARLOTTE KNIGHTS |  | OWS |
|  | DUR - DURHAM Bulls <i>10/11/18</i> |  | |
|  | JAY - JACKSONVILLE JUMBO SHRIMP |  | MAA |
|  | LHV - LEHIGH VALLEY IRONPUS |  | PHI |
|  | NOR - NORFOLK TIDES |  | BAL |
|  | ROC - ROCKESTERRED WINNS |  | WSH |
|  | SWB - SOPRANTANO W-B RALLRIDERS |  | NY |
|  | SYR - SYRACUSE METS |  | NMI |
|  | WOR - WORCESTERRED SOX |  | BOS |