



# 2021 DOUBLE-A CENTRAL CHAMPIONS



2022 NORTHWEST ARKANSAS NATURALS

## MEDIA GUIDE

DOUBLE A AFFILIATE OF THE KANSAS CITY ROYALS

ABOUT THE  
NATURALS

2022 NWA  
NATURALS

2021 SEASON  
IN REVIEW

CLUB  
HISTORY

NATURALS  
RECORDS

LEAGUE  
OPONENTS

GENERAL  
INFORMATION

# 2022 NATURALS SCHEDULE

APRIL

SUN	MON	TUE	WED	THU	FRI	SAT
					1	2
					3	4
5	6	7	8	9	10	11
12	13	14	15	16	17	18
19	20	21	22	23	24	25
26	27	28	29	30		

MAY

SUN	MON	TUE	WED	THU	FRI	SAT
1	2	3	4	5	6	7
8	9	10	11	12	13	14
15	16	17	18	19	20	21
22	23	24	25	26	27	28
29	30	31				

JUNE

SUN	MON	TUE	WED	THU	FRI	SAT
			1	2	3	4
5	6	7	8	9	10	11
12	13	14	15	16	17	18
19	20	21	22	23	24	25
26	27	28	29	30		

JULY

SUN	MON	TUE	WED	THU	FRI	SAT
					1	2
3	4	5	6	7	8	9
10	11	12	13	14	15	16
17	18	19	20	21	22	23
24	25	26	27	28	29	30
31						

AUGUST

SUN	MON	TUE	WED	THU	FRI	SAT
	1	2	3	4	5	6
7	8	9	10	11	12	13
14	15	16	17	18	19	20
21	22	23	24	25	26	27
28	29	30	31			

SEPTEMBER

SUN	MON	TUE	WED	THU	FRI	SAT
					1	2
3	4	5	6	7	8	9
10	11	12	13	14	15	16
17	18	19	20	21	22	23
24	25	26	27	28	29	30
31						

## TEXAS LEAGUE NORTH DIVISION

ARK ARKANSAS TRAVELERS	NWA NORTHWEST ARKANSAS NATURALS	TUL TULSA DRILLERS	SPR SPRINGFIELD CARDINALS	WCH WICHITA WIND SURGE
---------------------------	------------------------------------	-----------------------	------------------------------	---------------------------

## TEXAS LEAGUE SOUTH DIVISION

AMA AMARILLO SOD POODLES	CC CORPUS CHRISTI HOOKS	FRI FRISCO ROUGHRIDERS	MID MIDLAND ROCKHOUNDS	SA SAN ANTONIO MISSIONS
-----------------------------	----------------------------	---------------------------	---------------------------	----------------------------



# 2022 NORTHWEST ARKANSAS NATURALS MEDIA GUIDE

3000 Gene George Boulevard  Springdale, Arkansas 72762

Front Office: (479) 927-4900  Email: [tickets@nwanaturals.com](mailto:tickets@nwanaturals.com)

## NATURALS MEDIA GUIDE TABLE OF CONTENTS

ORGANIZATION	
Ownership Group .....	4-5
Front Office Staff .....	6
Club Information .....	7-9
Broadcast Information .....	10
2022 NW ARKANSAS NATURALS	
Manager Chris Widger .....	12-13
Coaching Staff .....	14-18
2022 Mileage Chart .....	19
Players .....	20-85
Kansas City Royals 40-Man Roster .....	86-87
Naturals Birthdays .....	88
Top Prospects and Draft Picks of the Decade .....	88
2021 SEASON IN REVIEW	
2021 Nationals Schedule/Results .....	90-91
2021 Nationals Roster .....	92
2021 Nationals Statistics .....	93
2021 Highs and Lows .....	94
2021 Miscellaneous Statistics .....	95
2021 Games Summary .....	96
2021 Long Ball Log .....	97
2021 Starter Summary .....	98
2021 Nationals Transactions .....	99
2021 Double-A Central Leaders .....	100-101
2021 Double-A Central Standings & Team Stats .....	102
NATURALS CLUB HISTORY	
Naturals Hall of Fame .....	104-105
Naturals All-Time Roster .....	106-107
Naturals to the Majors .....	108-109
Naturals Alumni – MLB Award Winners .....	110
Major Leaguers in Northwest Arkansas .....	111
Naturals Award Winners & All-Stars .....	112-113
Opening Day Lineups .....	114
Opening Day Statistics & Figures .....	115
Franchise Firsts .....	116
Playoff History – North Division Series .....	117-118
Playoff History – League Championship Series .....	119-123
2013 All-Star Game .....	124
NATURALS RECORDS	
Single-Season Records .....	126
Regular Season Record by Date .....	127
Single-Season Club Records .....	128-129
Consecutive Records and Streaks .....	130-133
Doubleheader Records .....	134
Monthly Club Records .....	134
Single-Game Club Records .....	135
Individual Records	
Single-Game .....	136-139
Monthly .....	140-143
Single-Season .....	144-147
Career .....	148-151
Individual Hitting Performances .....	152
Home Runs	
Grand Slams .....	153
Leadoff Home Runs .....	154
Inside-The-Park Home Runs .....	154
Pinch-Hit Home Runs .....	154
Postseason Home Runs .....	155
Opponent Home Run Breakdown .....	155
Walk-Off Home Runs .....	156
Walk-Off Wins .....	156-157
Individual Pitching Performances .....	158-159
Naturals No-Hitters .....	160
Inter-Division Play .....	161
Year-By-Year Team Leaders	
Hitting .....	162-163
Pitching .....	164-165
All-Time League Leaders .....	166
Attendance & Postponements .....	167
Postseason Records .....	168-169
TEXAS LEAGUE & OPPONENTS	
Texas League Directory .....	171
Opponents .....	172-180
Texas League Map .....	172-181
GENERAL INFORMATION	
Royals Minor League Affiliates .....	183
2021 Omaha Storm Chasers (AAA) .....	184-185
2021 Quad Cities River Bandits (A+) .....	186-187
2021 Columbia Fireflies (A) .....	188-189
Transaction Terminology .....	190-191
Medical Terms .....	192-193
Terms of Interest .....	194-195
Arvest Ballpark Ground Rules .....	195
Notes .....	196

2022 Nationals Media Guide compiled by Nicholas Badders, with editorial assistance from Giovanni Gomez and Jake Bay.  
Sources: Kansas City Royals 2021 and 2022 Media Guides, MLB.com, FanGraphs, *The Athletic* & *Baseball America*.  
Cover graphics designed by Weston Penny. Photos as credited.

ABOUT THE  
NATURALS

2022 NWA  
NATURALS

2021 SEASON  
IN REVIEW

CLUB  
HISTORY

NATURALS  
RECORDS

LEAGUE  
OPPONENTS

GENERAL  
INFORMATION



## NATURALS OWNERSHIP GROUP



**ROBERT E. RICH, JR.**  
Owner/President

As Chairman of Rich Products Corporation, Robert E. Rich Jr. (Bob) has led the company to more than \$4 billion in worldwide sales revenue. Rich's continues to build business in new markets with cutting-edge management practices, high business ethics, and customer service standards, which have earned Bob distinction as one of the nation's most prominent business leaders.

In addition to his Rich Products leadership, Bob has played an important role in professional baseball in Buffalo, N.Y. In 1983, Bob purchased the then-struggling Double-A Buffalo Bisons professional franchise, in order to keep professional baseball in the Queen City. In 1984, he realized another major goal when he purchased baseball's Triple-A Wichita Aeros and moved the American Association franchise to Buffalo. Two years after arriving on the Triple-A baseball scene, Bob was named the 1986 American Association Executive of the Year. In 1988, Sporting News magazine tabbed him Minor League Executive of the Year.

In 1988, Bob cut the ribbon on Buffalo's new downtown ballpark, celebrating the fulfillment of a dream to build a new home for the Bisons and setting the franchise on a course that has since included two league championships and annual minor league attendance supremacy. He serves as President and CEO of Bison Baseball Inc., Northwest Arkansas Baseball Inc., and Morgantown Baseball Inc. He is also the past Commissioner of the National Baseball Congress, an organization of amateur and semi-pro baseball leagues operating in the U.S. and Canada.

His dynamic leadership was recognized with an appointment as Chairman of the U.S. based Grocery Manufacturers Association in 1999 and selection as a National Restaurant Association "Diplomat" in May 2000. Other noteworthy distinctions include his 1996 induction into the Frozen Food Industry Hall of Fame, making his father, Robert E. Rich, and him the first father-and-son team to be so honored. That same year, Refrigerated and Frozen Foods magazine selected Bob as its "Executive of the Year." In 2017, Bob and his father were inducted into the inaugural class of the Western New York Business Hall of Fame and joined a group of Buffalo's finest leaders celebrated for leaving an indelible mark on Buffalo Niagara.



**MINDY RICH**

Executive Vice Chairman, Rich Entertainment Group,  
Vice Chairman, Rich Products Corporation

As Vice Chairman and a Managing Shareholder of Rich Products Corporation, Mindy Rich shares responsibility for oversight, governance and the overall vision and strategic direction for Rich Products Corporation. Mindy joined the company in 1985 and has proceeded to work in various roles as part of the leadership team including Executive Vice President of Innovation where she expanded the breadth and accelerated the pace of product development in support of Rich's long-term growth strategies. She has also focused on the development and nurturing of Rich's award-winning organizational culture and work/life programs.

Mindy serves on the corporate Board of Directors for M&T Bank Corporation; the Board of Directors of Grove Entertainment; the Fund Advisory Committee for BDT & Company, LLC; and is a member of the Cleveland Clinic Board of Trustees, serving on the Research and Education Committee. Mindy is a Trustee, Member of the Executive Committee and Co-Chair of the Marketing Committee for the Rock and Roll Hall of Fame + Museum. Mindy is also a member of the Culinary Institute of America's Chairman's Strategic Advisory Council and Trustee Emeriti. She is active in a wide range of charitable activities.

In 1986, Mindy and her husband, Bob Rich, Jr., founded Western New York United Against Drug and Alcohol Abuse, a nonprofit organization dedicated to fighting substance abuse and educating children throughout Western New York. Mindy and Bob continue to serve as Chairpersons Emeritus for this important local organization.

Among other charitable activities, Mindy is especially focused on fundraising geared toward finding a cure for cystic fibrosis. Mindy and Bob founded and chair the annual Greater Niagara BassEye Celebrity Challenge that has raised more than \$1.3 million for cystic fibrosis research.

# NATURALS OWNERSHIP GROUP



## JOE SEGARRA

President of Rich Entertainment Group, Senior Vice President of Finance and the Family Office for Rich Products Corporation

Mr. Segarra was appointed to the role of Chief Operating Officer for the Rich Entertainment Group of Companies in July 2013. Joe's affiliation with the Rich Entertainment Group and its parent company, Rich Products Corporation, dates back to 1988 where he served on the accounting staff as a member of the Buffalo office of Ernst & Young. After spending several years with the firm and providing tax and related services to Rich Products Corporation and its subsidiaries, Joe joined the company in 1993 to guide their worldwide tax function as their Director of Tax.

Along with this role, Joe assumed the position of Director of Finance for the Rich Baseball Organization and in 1999 was promoted to Vice President of Finance for Rich Products. In 2003, he assumed a new position as Vice President of Finance in the Shareholder Risk Management group where he continues to have oversight responsibility for their Tax, Internal Audit and Shareholder Planning activities. In 2011 he was appointed Chief Financial Officer for the Rich Entertainment Group of Companies and in 2013 he was also promoted to the position of Senior Vice President of Finance for Rich's.

He currently serves as Treasurer of the Rich Family Foundation, a private operating charitable foundation and also as a Board member of the recently created Buffalo Bisons Charitable Foundation. He is a Certified Public Accountant and a member of both the American Institute of Certified Public Accountants and New York State Society of Certified Public Accountants.



## MIKE BUCZKOWSKI

President, Rich Baseball Operations

Mr. Buczkowski begins his 33rd season with the Buffalo Bisons and his 26th season as the club's General Manager, the longest tenure of any General Manager in the 135-year history of the franchise. In March 2019, Mike was named the President of Rich Baseball Operations, overseeing the overall operations of not only the Bisons, but also the Northwest Arkansas Naturals, a Double-A affiliate of the Kansas City Royals, and the MLB Draft League's West Virginia Black Bears.

During Mike's tenure as Bisons General Manager, the club has led their league in attendance seven times, including the International League's all-time attendance record set in 1998. In December 2001, Mike accepted the prestigious Bob Freitas Award from Baseball America on behalf of the Bisons, becoming the first Triple-A team to win the award twice (also in 1991). Mike is responsible for the strategic planning of the Bisons organization and manages all day-to-day operations of the front office staff. He is also responsible for the coordination of the player development contract with the Bisons' Major League parent clubs, including the Pittsburgh Pirates (1994), Cleveland Indians (1995-2008), the New York Mets (2009-2012) and the Toronto Blue Jays (2013-present).

Mike began with the Bisons in 1987 as a Public Relations Assistant during the team's final season at War Memorial Stadium. Coinciding with the club's move to Pilot Field in 1988, Mike was promoted to Public Relations Coordinator and then to Public Relations Manager in 1989. During the 1992 season, he was promoted to Assistant General Manager and was named General Manager on December 17, 1993. He became Vice President of Bisons Baseball in 1999.



The Buffalo Bisons (Triple-A, Toronto Blue Jays) have been owned and operated by Rich Products since 1983 and are a member of the Triple-A East League. The West Virginia Black Bears moved from Jamestown, Pennsylvania to Morgantown, West Virginia prior to the 2015 season and are members of the new MLB Draft League.

ABOUT THE  
NATURALS

2022 NWA  
NATURALS

2021 SEASON  
IN REVIEW

CLUB  
HISTORY


NATURALS  
RECORDS

LEAGUE  
OPPONENTS

GENERAL  
INFORMATION



# FRONT OFFICE DIRECTORY



## JUSTIN COLE

Vice President/General Manager

Mr. Justin Cole enters the 2022 season as his ninth as the Naturals’ Vice President/General Manager. He served as Assistant General Manager the previous six seasons at Arvest Ballpark, after spending four seasons working with the Rich Baseball owned and operated Wichita Wranglers. Cole served as co-General Manager during the team’s final season in Wichita, Kan. Before making the move to Springdale with the team in late-2007. 2022 will be Justin’s 19<sup>th</sup> season in Minor League Baseball.

The 2016 recipient of the **Matt Minker Award**, Cole grew up in Barker, N.Y. and is a December, 2002 graduate of the University at Buffalo. He began his career in baseball by serving as an intern with the Buffalo Bisons, then the Triple-A affiliate of the Cleveland Indians.

Cole roots for the Naturals’ parent club, the Kansas City Royals, and like all western New Yorkers, is a devoted Buffalo Bills fan. He resides in Springdale with his wife, Kristin, and their children Olivia and Carson.

Mark Zaiger.....Assistant General Manager  
Dustin Dethlefs.....Director, Marketing & PR  
Morgan Helmer ..... Director, Business  
Brock White..... Director, Ballpark Operations

Adam Annaratone.....Creative Services Coordinator  
Nicholas Badders ..... Radio Broadcaster & Baseball Operations  
Steven Blackiston .....Account Executive  
Kelsey Chanler..... Marketing & Creative Services Assistant  
Stephen Crockett.....Head Groundskeeper  
Matt Fanning.....Ticket Office Manager  
Danny Helmer.....Clubhouse Coordinator  
Spencer Lundquist..... Account Executive & Event Coordinator  
Amber McCarthy .....Account Executive  
Tim Morrissey.....Account Executive  
Brad Ziegler ..... Ballpark Operations Manager

# CLUB INFORMATION

**CONTACT** the Naturals Media Relations Department for any information and questions (interviews, photos, statistical or credential requests, news releases, etc.). It is our privilege to be of assistance to our local media.

**CREDENTIALS** honored at Arvest Ballpark for accredited members of the news media are available upon request. Season-long credentials can be picked up at the Naturals' Front Office. All media must sign MLB's credential waiver.

**DAILY AND SINGLE-GAME CREDENTIALS** can be requested for any game; however daily credentials must be requested by 5:00 P.M. the day *prior* to the game for which the credential is being requested. The Naturals' Media Relations Department will determine the level of access (field access, press box access) on an individual basis.

**TO REQUEST CREDENTIALS**, please email Dustin Dethlefs, Director of Marketing and Public Relations at [dustin@nwanaturals.com](mailto:dustin@nwanaturals.com) at least **24 HOURS IN ADVANCE** of the requested date. Written requests must be submitted on letterhead.

**TO PICK UP SINGLE-GAME CREDENTIALS**, please report to will call at the ticket office on the day of the game. Please do not report to the front desk.

**ANY CREDENTIALS** may be revoked at any time without cause. All we ask is that you respect our players, staff and fans. Thank you for your cooperation.

**CREDENTIALLED MEDIA** are **NOT** to request autographs from players or any VIP's who may visit Arvest Ballpark.

**THE NATURALS** are not liable for the safety of any credentialed media member during their work at Arvest Ballpark, whether prior to, during, or subsequent to a game. The Naturals are NOT liable for injuries incurred by credentialed media (from batted balls, flying bats, etc) OR damages related to said injuries or loss/damage to personal property or equipment.

**FOR ROAD GAME MEDIA CREDENTIALS**, please contact the Naturals' Media Relations Department. For Kansas City Royals credentials, please contact the Royals Media Relations Department at (816) 921-8000.

**PHOTOGRAPHERS** must work out of the stationary locations adjacent to both dugouts or in the bay located in the Press Box. To receive a photography credential, contact the Naturals Media Relations Department.

**MEDIA NOTES AND STATISTICS** are available in the Press Box 1 ½ hours before game time. Anyone needing information earlier should contact the Media Relations Department.

## MEDIA RELATIONS INFORMATION

**Naturals Front Office** ..... (479) 927-4900  
**Primary Media Contact** ..... Nicholas Badders  
Office Phone ..... (479) 927-4929  
Cell Phone ..... (925) 784-0661  
Email ..... [nicholas@nwanaturals.com](mailto:nicholas@nwanaturals.com)

**Alternate Media Contact** ..... Dustin Dethlefs  
Office Phone ..... (479) 927-4068  
Cell Phone ..... (479) 713-9349  
Email ..... [dustin@nwanaturals.com](mailto:dustin@nwanaturals.com)

**Broadcasts:**  
[www.milb.com/northwest-arkansas/fans/audio-listen-live](http://www.milb.com/northwest-arkansas/fans/audio-listen-live)

**Website** ..... [www.nwanaturals.com](http://www.nwanaturals.com)  
**Facebook** ..... [www.facebook.com/Naturals](http://www.facebook.com/Naturals)  
**Twitter** ..... @NwanNaturals  
**Instagram** ..... @nwanaturals

**Mailing Address:**  
3000 Gene George Blvd. • Springdale, AR 72762

**PRESS BOX** is located on the suite level directly behind home plate. Many work spaces are equipped with an electrical outlet, internet jack and complimentary wireless internet access. Telephones will not be available. The Press Box can be accessed via the elevators located on the first base side of Arvest Ballpark or the stairs near the Naturals' Team Store.

**MEDIA LOUNGE AND WORKROOM** is located inside the Press Box behind the working press area. Meal service will begin approximately one hour before game time to **ACCREDITED WORKING MEMBERS OF THE MEDIA ONLY**.

**INTERVIEW** periods are arranged prior to and following Naturals games through the Naturals Media Relation Department. All interviews should be completed at least 45 minutes prior to game time.

**PREGAME:** The manager, coaches and player are generally accessible after batting practice socially distanced next to the field or on Zoom. Players are not available during stretching, batting practice and pregame interviews should not interfere with players' specific game preparations. **Manager Chris Widger** is available upon request prior to the game.

**MANAGER POSTGAME:** The Naturals will conduct a postgame interview with Manager Chris Widger on Zoom or in-person immediately following each Naturals' home game. Postgame interviews should be related to the game and not of the feature variety.

**PLAYERS POSTGAME:** Interviews will be granted upon request and based on player availability.

ABOUT THE  
NATURALS

2022 NWA  
NATURALS

2021 SEASON  
IN REVIEW

CLUB  
HISTORY

NATURALS  
RECORDS

LEAGUE  
OPPONENTS

GENERAL  
INFORMATION





# CLUB INFORMATION CONTINUED

## NATURALS CLUBHOUSE

The **Naturals Clubhouse** is located on the service level directly behind the first base dugout (visitor located behind third base dugout). Due to restrictions put in place by Major League Baseball, the clubhouse is CLOSED to the media at all times in 2022, including before and after batting practice, following the game, during rain delays and between games of a doubleheader.

**Training Rooms and Players Lounge** are strictly off limits at all times to everyone.

## PRESS BOX DIRECTORY

Director of Marketing and Public Relations.....	Dustin Dethlefs
Voice of the Nationals .....	Nicholas Baders
Creative Services Coordinator .....	Adam Annaratone
Media Relations/Sales Intern .....	Giovanni Gomez
Creative Services Intern .....	Weston Penny
Public Address Announcer.....	Matt Bowers/Steven Blackiston
Official Scorer.....	Ken Foxx/Kyle Stiles/Walter Woodie
Statistician.....	Kyle Stiles/Trey Whorton
Pitch Clock Operator .....	Ken Foxx/Mark Scott /Kyle Stiles/Walter Woodie

## NATURALS PRE-GAME SCHEDULE

	11:05 AM	2:05 PM	5:05 PM (DH)	6:05 PM	7:05 PM
<b>NATURALS INFIELD</b>	8:00-8:15	11:05-11:20	2:00-2:15	3:00-3:15	4:00-4:15
<b>NATURALS BATTING PRACTICE</b>	8:45-9:00	11:20-12:15	2:15-3:15	3:15-4:15	4:15-5:15
<b>VISITORS BATTING PRACTICE</b>	9:30-10:15	12:30-1:15	3:30-4:15	4:30-5:15	5:30-6:15
<b>VISITORS INFIELD</b>	10:15-10:30	1:15-1:30	4:15-4:30	5:15-5:30	6:15-6:30
<b>GROUNDSCREW</b>	10:30-10:55	1:30-1:55	4:30-4:55	5:30-5:55	6:30-6:55
<b>GAME TIMES</b>	11:05 AM	2:05 PM	5:05 PM	6:05 PM	7:05 PM

## NATURALS SOCIAL MEDIA OUTLETS

The Nationals are extremely active in all facets of social media. Follow all the official accounts of the Northwest Arkansas Nationals for all the exclusive, entertaining and breaking news throughout the 2022 season:



facebook.com/naturals



@nwanaturals



NWANaturals

**Follow the accounts below for supplemental information on all things Nationals:**



@BadderUpSports - Information for fans and listeners from the Nationals Radio Voice



# CLUB INFORMATION CONTINUED

## TEAM INFORMATION

Major League Affiliation.....	Kansas City Royals (American League, Central Division)
League/Division/Level.....	Texas League /North/Double-A
General Manager.....	Mr. Justin Cole
Field Manager.....	Chris Widger, First Season
Year in the League.....	15 (2008 - Present)
League Titles .....	2, 2010, 2021
League Championship Series Appearances.....	5, last: 2021
North Division Half Championships .....	8, last: 2017
Team Colors.....	Navy Blue, Cardinal Red, White

## ARVEST BALLPARK INFORMATION

The Northwest Arkansas Naturals celebrates the franchise's 14<sup>th</sup> season at Arvest Ballpark in 2022. Named the *2008 Ballpark of the Year* by [baseballparks.com](http://baseballparks.com), Arvest Ballpark was designed by HOK (now Populous) which has been designing Major and Minor League Baseball stadiums for more than 20 years including 18 of the 30 current Major League Ballparks. Populous also assisted in the renovations at Kauffman Stadium that commenced in 2010.

The Arvest Ballpark investment reached \$50 million which included parking lots and surrounding road improvements. The City of Springdale has enhanced fans' ability to and from the ballpark by adding an exit ramp off I-49 (Exit 70 - Don Tyson) along with widening roads, providing a round-about and basic road maintenance over the past two season.

Prior to the 2017 season, in trend with much of professional baseball, the Naturals extended the netting above each dugout to allow fans further protection from batted balls and/or flying objects. The team then extended the netting down each baseline after the 2019 season

The grandest upgrade to Arvest Ballpark occurred prior to the 2016 season. A complete high-definition video board upgraded the screen from 20' x 30' to a larger 17' x 66'.

Through the first 12 seasons of Naturals' baseball, nearly 3.5 millions fans have walked through the gates at Arvest Ballpark. The average single-game attendance is 4,517 over the first 12 seasons.

### 2022 ARVEST BALLPARK FACTS

Date Opened .....	April 10, 2008
Design .....	HOK Sports (Populous)
Total Seating Capacity .....	7,500 (6,500 seats)
HD Video Board .....	17' x 66'
Team Colors .....	Navy Blue, Burgundy, White

#### Outfield Distances

Left Field.....	327 feet
Left-Center Field.....	377 feet
Center Field.....	400 feet
Right-Center Field.....	378 feet
Right Field.....	325 feet

#### Height of Fence

Center Field.....	12 feet
Left-to-Left Center.....	9 feet
Right Center-to-Right.....	9 feet

#### Seating Breakdown

Fixed Seating.....	6,500
Grass Berm .....	1,000
Total Capacity.....	7,500

#### Luxury Suites

Single Suites .....	21
Double Suites .....	2

#### Game Times

Monday - Friday Day Games.....	11:05 AM
Monday - Friday Night Games.....	7:05 PM
Saturday Night Games.....	6:05 PM
Sunday Day Games .....	2:05 PM

\*Some exceptions apply\*

## DIRECTIONS TO ARVEST BALLPARK

**From points North (Rogers, Lowell, Bentonville, Bella Vista):** Take I-49 south to Exit 72 (US 412/ Springdale Exit). Follow signs to U.S. 412/Sunset Ave. Turn right on Sunset Ave. Turn left at 56th Street. Arvest Ballpark will be on your right at the corner of Gene George Blvd. and Watkins Ave.

**From points South (Fayetteville, Ft. Smith):** Take I-49 north to Exit 70 (Don Tyson Pkwy) and follow Gene George Blvd. north to Arvest Ballpark.

**From points East (Springdale):** Follow US 412/Sunset Ave. heading west. Turn left at 56th St. Arvest Ballpark will be on your right at the corner of Gene George Blvd. and Watkins Ave.

**From points West (Tontitown, Siloam Springs):** Take US 412/Sunset Ave. heading east. Turn right at 56th street. Arvest Ballpark will be on your right at the corner of Gene George Blvd. and Watkins Ave.

ABOUT THE  
NATURALS

2022 NWA  
NATURALS

2021 SEASON  
IN REVIEW

CLUB  
HISTORY

NATURALS  
RECORDS

LEAGUE  
OPPONENTS

GENERAL  
INFORMATION



## BROADCAST INFORMATION



### NICHOLAS BADDERS

Voice of the Naturals

Nicholas Badders begins his second season as the “Voice of the Naturals” and sixth broadcasting professional baseball. Badders was named the third ever “Voice of the Naturals” on April 28, 2021, following Benjamin Kelly (six seasons, 2014-19) and Stephen Davis (six seasons, 2008-13).

Badders calls all 138 regular-season home and road games, broadcasting each game on at [NWANaturals.com](http://NWANaturals.com) and all 69 home games on [MiLB.tv](http://MiLB.tv), while overseeing the Naturals' Media Relations and Baseball Operations efforts as well.

Badders joined the Naturals in April 2021 after a season in the Appalachian League (Advanced Rookie) with the Elizabethton Twins, at the time an affiliate of the Minnesota Twins, as their Broadcast and Media Manager. Prior to his season in the Appy League, Badders got his start in professional baseball in the Pacific Association (Independent) with the Sonoma Stompers in 2018 as the team's Broadcasting and Media Relations Director.

Following his time with the E-Twins, Badders spent two years in the Australian Baseball League with the ABL's Melbourne Aces. He began with the Aces as the club's Broadcast and Media intern for the 2019/20 season and was promoted to the Director of Broadcast and Communications following the conclusion of the season, a role he held until December 2021. He also served as the “Voice of Australian Baseball,” calling the league's nationally televised games on Fox Sports, as well as International Telecasts in the United States on AT&T Sportsnet, NBC Sports Regional Networks, Cox Sports Television, and other RSNs.

Badders is a 2020 graduate of the Walter Cronkite School of Journalism and Mass Communication at Arizona State University (Pac-12) in Phoenix, Arizona, where he served as the voice of Sun Devils Women's Soccer and Women's Hockey. He also called ASU basketball, baseball, softball and men's ice hockey between the Pac-12 Digital Networks (Pac-12 Plus) and the student-run radio station, Blaze Radio ASU. He served as the President and Editor-In-Chief of the Walter Cronkite Sports Network, Technical Director and Anchor of WCSN's live studio show, Cronkite Sports Live, and in his three years on campus in the Valley of the Sun, shot photos of nearly every sport Sun Devil Athletics has to offer.

Originally from Livermore, California, Badders currently resides in Rogers, Arkansas.

## RADIO BROADCAST INFORMATION

The **Indigo Sky Casino Clubhouse Show** can be heard 20 minutes prior to first pitch of all broadcasts this season with the **Plaza Tire Service Extra Innings Show** to follow each ballgame.



Fans can listen to the live feed of the games with the commentary online at [www.milb.com/northwest-arkansas/fans/audio-listen-live](http://www.milb.com/northwest-arkansas/fans/audio-listen-live), watch at [MiLB.tv](http://MiLB.tv) or on your [MiLB First Pitch App](http://MiLB First Pitch App).

Use promo code **NATURALS** and save \$10 on a yearly subscription to [MiLB.tv](http://MiLB.tv).

# BASEBALL NETWORK

[MiLB.tv](http://MiLB.tv)





**2022 NATURALS**







MANAGER

# CHRIS WIDGER

BATS  
RTHROWS  
RHEIGHT  
6'3"WEIGHT  
195 LBSOPENING DAY AGE  
50

BORN: May 21, 1971 in Wilmington, Delaware

RESIDES: Pennsville, New Jersey

DRAFTED: 3<sup>rd</sup>-Round selection in the 1992 MLB Draft (Seattle)

COLLEGE: George Mason University (Fairfax, VA)

HIGH SCHOOL: Pennsville High School (Pennsville, New Jersey)

MLB DEBUT: June 23, 1995 (Age 24) vs. CAL 2 AB, 0 H, 0 HR, 0 RBI

LAST MLB GAME: September 15, 2006 (Age 35) vs. DET 1 AB, 0 H, 0 HR, 0 RBI

## MANAGERIAL CAREER

- 2021 *Baseball America* Minor League Baseball Manager Of The Year **Chris Widger** was promoted to Naturals manager in January 2022 and enters his seventh season coaching in the Royals organization.
- Widger joins Northwest Arkansas after leading Quad Cities (A+) to the High-A Central Championship in 2021, their 12th in franchise history ... he managed the River Bandits to a regular season record of 77-41 – fourth best in the minor leagues – but tops among non-Rays affiliates ... during the 2021 season, the River Bandits owned a winning record against all of their divisional opponents, won or split all but one series, and never lost a series at home, going 40-19 at Modern Woodmen Park.
- The success of his team led to Widger being named the High-A Central Manager of the Year in October 2021 and makes him the second Royals' minor league manager to receive the *Baseball America* Honor.
- Widger began his managerial career with Rookie-level Burlington in 2019 and led the B-Royals to a deciding Game 3 in the Appalachian League Championship Series after serving as bench coach for the Wilmington Blue Rocks from 2016-18.
- Before joining the Royals' organization, Widger managed the independent league Camden Riversharks (Atlantic League) in 2015 and was their pitching coach from 2012-2014.

## MANAGERIAL RECORD

YEAR	CLUB (LEAGUE)	ORGANIZATION	OVERALL	FINISH
2015	Camden Riversharks (IND)	Atlantic League	56-83	3rd, Liberty
2019	Burlington (Appalachian)	Kansas City	39-29	2nd, East
2020	Wilmington (Carolina)	Kansas City	<i>Did Not Play, No MiLB Season (Covid-19)</i>	
2021	Quad Cities (High-A Central)	Kansas City	77-41*	1st, West
<b>TOTALS (Two Minor League Seasons)</b>			<b>116-70 (.624 Winning Percentage)</b>	

## PLAYING CAREER

- 2006:** Released by the White Sox in July 2006 ... he signed with the Baltimore Orioles shortly thereafter and finished up his big league career with nine games in an Orioles uniform, recording two hits (both doubles), before retiring after the season.
- 2005:** After earning an invitation to Major League spring training, made the big league club, and served as the backup to A.J. Pierzynski, while having his best major league season in five years, slashing .241/.296/.383 (34-for-141).
- Saw one game of postseason action in 2005, catching the final five innings of Game 3 of the World Series, a 14-inning contest ... he went 0-for-1 at the plate with two walks, including one with the bases loaded in the 14th to give Chicago a 7-5 lead. When Mark Buehrle came in to record his one-out save, Widger was behind the plate.
- 2004:** Played for the Camden Riversharks of the independent Atlantic League and hit .267 with 16 home runs, making the league's All-Star team earning an invitation to spring training with the Chicago White Sox in 2005.
- 2003:** Signed with the St. Louis Cardinals and split the season between Triple-A (Memphis Redbirds) and the Majors, including 44 games with the Cardinals in the big leagues, hitting .235 (24-for-102) with a .603 OPS.
- 2002:** Signed with the New York Yankees and split the season between Triple-A (Columbia Clippers) and the Majors, playing in 21 games with the Yankees, hitting .297 (19-for-64) with a .713 OPS.
- 2001:** Missed nearly the entire season due to shoulder surgery, only playing five games with the Mariners' Short-Season A affiliate.
- 2000:** Traded by Montreal back to Seattle on August 8, but only played in 10 Mariners games, going 1-for-11 (.091) at the plate.
- Played in 86 games for the Montreal Expos (80 starts at catcher, 670.2 innings), slashing .238/.311/.441 (67-for-281)
- 1999:** Compiled arguably the best season of his career, hitting .264 with 14 homers, an 89 OPS+ and career-best 56 runs batted in across 124 games as the starting catcher for the Montreal Expos ... the only MLB season he recorded more than 100 hits.
- 1998:** His first of two seasons as the every day catcher for the Montreal Expos ... in 126 games, hit .233 (97-for-417) with a career-best 15 home runs, while driving in 53 runs with a .670 OPS ... started a career-best 118 games at catcher, totaling 1014.0 innings.
- 1997:** Seeing regular playing time for the first time in his career and played in 96 games in his first year with the Montreal Expos, hit .234 (65-for-278) with seven home and 37 runs batted in ... started 78 games behind the plate, played 694.1 innings at catcher.
- 1996:** Spent most of the season in Triple-A Tacoma, slashing .304/.354/.483 (107-for-352) and had his second cup of coffee with Seattle, playing eight games for the Mariners and going 2-for-11 (.182) at the plate, both hits being doubles.



- With catching prospect Jason Varitek rising up in Seattle's system, he was traded to the Montreal Expos on October 29, 1996, along with Matt Wagner and Trey Moore in exchange for Jeff Fassero and Alex Pacheco.
- 1995:** Entered the season rated by *Baseball America* as the #6 prospect in Seattle's system and began the season in the Triple-A Pacific Coast League with the Tacoma Rainiers before earning a promotion to the Major Leagues, where he made his Major League debut on June 23 in a 14-4 loss to the California Angels.
- One week after his Big League Debut, he picked up his first hit, a single off the Texas Rangers' Kevin Gross ... later appeared in five Mariners postseason games against New York and Cleveland as Seattle made their first trip to the postseason in franchise history.
- 1994:** Promoted to Seattle's Double-A affiliate in the Southern League, playing 116 games with the Jacksonville Suns.
- 1993:** Spent the season playing in 97 games in High-A with the California League's Riverside Pilots, 80 games as catcher.
- 1992:** Drafted by the Seattle Mariners in the 3rd round of the 1992 MLB June Amateur Draft (82nd overall) from George Mason University (Fairfax, Virginia) and made his professional debut with the Bellingham Mariners in the Northwest League, where he played in 51 games, including 40 games at catcher.

CAREER STATISTICS																			
YEAR	CLUB	AVG	G	AB	R	H	TB	2B	3B	HR	RBI	BB	IBB	SO	SB	CS	OBP	SLG	OPS
1992	Bellingham (SEA A-)	.259	51	166	28	43	7	69	2	5	30	22	0	36	8	1	.340	.416	.756
1993	Riverside (SEA A+)	.264	97	360	44	95	28	154	2	9	58	19	0	64	5	4	.303	.428	.731
1994	Jacksonville (SEA AA)	.260	116	388	58	101	15	170	3	16	59	39	4	69	8	7	.334	.438	.772
1995	Tacoma (SEA AAA)	.276	50	174	29	48	11	88	1	9	21	9	0	29	0	0	.311	.506	.817
	SEATTLE	.200	23	45	2	9	0	12	0	1	2	3	0	11	0	0	.245	.267	.512
1996	Tacoma (SEA AAA)	.304	97	352	42	107	20	170	2	13	48	27	0	62	7	1	.355	.483	.838
	SEATTLE	.182	8	11	1	2	0	2	0	0	0	0	0	5	0	0	.250	.182	.432
1997	MONTREAL	.234	91	278	30	65	20	112	3	7	37	22	1	59	2	0	.290	.403	.693
1998	MONTREAL	.233	125	417	36	97	18	162	1	15	53	29	2	85	6	1	.281	.388	.670
1999	MONTREAL	.264	124	383	42	101	24	169	1	14	56	28	0	86	1	4	.325	.441	.766
2000	MONTREAL	.238	86	281	31	67	17	124	2	12	34	29	3	61	1	2	.311	.441	.752
	SEATTLE	.091	10	11	1	1	0	4	0	1	1	1	0	2	0	0	.167	.364	.530
2001	Everett (SEA A-)	.077	5	13	2	1	0	1	0	0	0	6	1	1	0	0	.368	.077	.445
2002	Columbus (NYY AAA)	.244	61	217	26	53	14	99	1	10	39	17	0	31	0	3	.300	.456	.756
	NEW YORK (AL)	.297	21	64	4	19	5	24	0	0	5	2	0	9	0	0	.338	.375	.713
2003	Memphis (STL AAA)	.239	23	71	8	17	7	30	0	2	10	7	0	12	1	0	.304	.423	.726
	St. LOUIS	.235	44	102	9	24	9	33	0	0	14	6	1	20	0	0	.279	.324	.603
2004	Camden (IND)	.267	55	202	37	54	12	116	1	16	43	20	0	27	5	0	.336	.574	.911
2005	CHICAGO (AL)	.241	45	141	18	34	8	54	0	4	11	10	0	22	0	2	.296	.393	.679
2006	CHICAGO (AL)	.184	27	76	6	14	3	20	0	1	7	9	0	20	0	0	.264	.263	.528
	BALTIMORE	.118	9	17	0	2	0	2	0	0	2	2	0	4	0	0	.211	.118	.328
2014	Camden (IND)	.000	1	2	0	0	0	0	0	0	0	0	0	0	0	0	.000	.000	.000
Major League Totals (10 Seasons)		.238	613	1,826	180	435	104	718	7	55	222	141	7	384	10	9	.296	.393	.689
Minor League Totals (8 Seasons)		.247	500	1,741	237	465	102	781	11	64	265	146	5	304	29	16	.325	.449	.774
Indy League Totals (2 Seasons)		.265	56	204	37	54	12	116	1	16	43	20	0	27	5	0	.333	.569	.902

## MISCELLANEOUS NOTES

- Full name is **Christopher Jon Widger**.
- Grew up in Pennsville, New Jersey, where he attended Pennsville High School, graduating in 1989. He started catching his senior year and played college baseball at George Mason University in Fairfax, Virginia.

NATURALS MANAGERS				
MANAGER	SEASONS ACTIVE	GAMES	RECORD	PERCENTAGE
Brian Poldberg	2008-2013	980	495-485	.505
Vance Wilson	2014-2017	270	254-305	.454
Mike Rojas	2018	140	70-70	.500
Darryl Kennedy	2019	138	57-81	.413
Scott Thorman	2021	119	64-55	.538
Chris Widger	2022	-----	-----	-----

ALL-TIME NATURALS COACHES AND STAFF (2008-PRESENT)							
YEAR	MANAGER	PITCHING	HITTING	BENCH	Asst. Hitting	ATHLETIC TRAINER	STRENGTH
2022	Chris Widger	Derrick Lewis	Abraham Nuñez	Mike Jirschele	Christian Colon	Danny Accola	C.J. Mikkelsen
2021	Scott Thorman	Derrick Lewis	Abraham Nuñez	Alan de San Miguel		Justin Kemp	C.J. Mikkelsen
2020	Scott Thorman	Doug Henry	Abraham Nuñez			Justin Kemp	Yannick Plante
2019	Darryl Kennedy	Doug Henry	Abraham Nuñez	Nelson Liriano		Justin Kemp	Will Gilmore
2018	Mike Rojas	Steve Luebber	Leon Roberts	Chris Nelson		Masa Koyanagi	Jarret Abell
2017	Vance Wilson	Steve Luebber	Leon Roberts	Jared Schlehuber		Masa Koyanagi	Jarret Abell
2016	Vance Wilson	Steve Luebber	Brian Buchanan			Masa Koyanagi	Austin Driggers
2015	Vance Wilson	Jim Brower	Brandon Moore/Terry Bradshaw			Masa Koyanagi	Austin Driggers
2014	Vance Wilson	Jim Brower	Andre David			Masa Koyanagi	Austin Driggers
2013	Brian Poldberg	Jim Brower	Nelson Liriano			Masa Koyanagi	Nate Dine
2012	Brian Poldberg	Larry Carter	Terry Bradshaw			Masa Koyanagi	George Timke
2011	Brian Poldberg	Larry Carter	Terry Bradshaw			Tony Medina	Joey Greany
2010	Brian Poldberg	Larry Carter	Terry Bradshaw			Tony Medina	Joey Greany
2009	Brian Poldberg	Larry Carter	Terry Bradshaw			Tony Medina	Nic Lively
2008	Brian Poldberg	Larry Carter	Tommy Gregg			Chris Delucci	Nic Lively

ABOUT THE  
NATURALS

2022 NWA  
NATURALS

2021 SEASON  
IN REVIEW

CLUB  
HISTORY

NATURALS  
RECORDS

LEAGUE  
OPPONENTS

GENERAL  
INFORMATION



# DERRICK LEWIS



**BATS**  
R

**THROWS**  
R

**HEIGHT**  
6'5"

**WEIGHT**  
210 LBS

**OPENING DAY AGE**  
46

**BORN:** May 7, 1976 in Montgomery, Alabama  
**RESIDES:** Charlotte, North Carolina  
**DRAFTED:** 20<sup>th</sup>-Round selection in the 1997 MLB Draft (ATLANTA)  
**DRAFTED:** 36<sup>th</sup>-Round selection in the 1995 MLB Draft (BOSTON)  
**DRAFTED:** 35<sup>th</sup>-Round selection in the 1994 MLB Draft (BOSTON)  
**COLLEGE:** Central Alabama Community College (Alexander City, AL)  
**COLLEGE:** Florida Agricultural and Mechanical University (Tallahassee, FL)  
**HIGH SCHOOL:** Lanier High School (Montgomery, AL)

**PITCHING COACH**

## COACHING CAREER

- Derrick Lewis is in his third season with the Royals' organization and second as pitching coach at Northwest Arkansas.
- Last season, he saw the development of a Naturals pitching staff that produced three Major League debuts (**Jon Heasley**, **Dylan Coleman**, **Angel Zerpa**) and dominated Wichita in the Double-A Central Championship Series to claim the league title.
- He spent the previous 16 seasons in the Atlanta Braves' organization, including the last two as the Pitching Coordinator.
- Prior to his two seasons as Atlanta's Pitching Coordinator, he served as a pitching coach in their minor league system, beginning in Rookie Ball and working his way up to Double-A over 14 seasons in their organization.
- Was rehabbing Tommy John Surgery in 2002 when now-Royals GM Dayton Moore (then-Braves director of player personnel development) called him to discussing the possibility of coaching.
- Served as pitching coach for Appy League's Danville Braves in 2008 for future Rookie of the Year and seven-time All-Star **Craig Kimbrel**, helping him to a 0.47 ERA (1 ER in 19.0 IP) with six saves in his first stop of professional baseball.
- Worked with several future big leaguers in 2017 with the M-Braves in Double-A. Top of his top starting pitchers on that team were future All-Star **Mike Soroka** (2.75 ERA, 47 ER in 153.2 IP) and future Gold Glove winner **Max Fried** (85 K in 86.2 IP).

### PITCHING COACH CAREER TIMELINE:

- 2004-2007: GCL Braves (Gulf Coast League, RK)
- 2008-2010: Danville Braves (Appalachian League, RK)
- 2011-2013: Rome Braves (South Atlantic League, A)
- 2014: Lynchburg Hillcats (Carolina League, A+)
- 2015-2016: Carolina Mudcats (Carolina League, A+)
- 2017: Mississippi Braves (Southern League, AA)
- 2021-Present: NW Arkansas Naturals (Texas League, AA)

## PLAYING CAREER

- He played seven seasons in the Braves' organization from 1997-2003, after being selected in the 20th round of the 1997 draft.
- Lewis worked a 32-37 career record with 4.05 ERA in 161 games (115 starts), reaching Triple-A for 3 seasons.
- He was selected by the Braves organization as the 1999 Myrtle Beach pitcher of the year after finishing with the second-best ERA in the Carolina League.
- Lewis graduated from Lanier High School in Mississippi in 1994 and went on to pitch at Central Alabama Community College and Florida A&M before being drafted by the Braves in 1997.

YEAR	CLUB (AS PLAYER)	W	L	ERA	G	GS	CG	SHO	SV	IP	H	R	ER	HR	HB	BB	SO	WHIP	AVG
1997	Danville (R)	2	4	6.34	16	9	0	0	0	49.2	59	48	35	5	2	31	46	1.81	.286
1998	Macon (A)	5	6	3.81	23	23	0	0	0	113.1	108	64	48	7	8	55	100	1.44	.249
1999	Myrtle Beach (A)	8	4	2.40	24	23	0	0	0	131.0	100	44	35	9	3	81	102	1.38	.216
2000	Greenville (AA)	7	9	3.30	27	27	1	1	0	163.2	146	70	60	5	6	83	143	1.40	.240
2001	Richmond (AAA)	4	4	4.45	12	12	0	0	0	60.2	50	34	30	2	1	37	50	1.43	.231
2002	Macon (A)	0	0	1.80	1	1	0	0	0	5.0	5	1	1	0	1	0	7	1.00	.263
	Greenville (AA)	1	0	0.00	1	1	0	0	0	6.0	3	0	0	0	0	3	2	1.00	.150
	Richmond (AAA)	3	5	4.56	18	13	0	0	0	77.0	77	49	39	9	2	34	52	1.44	.262
2003	Greenville (AA)	0	0	7.56	3	1	0	0	0	8.1	12	7	7	1	0	4	6	1.92	.353
	Richmond (AAA)	2	5	7.15	36	5	0	0	0	61.2	83	53	49	7	3	29	46	1.82	.323
MINOR LEAGUE TOTALS (7 SEASONS)		32	37	4.05	161	115	1	1	0	676.1	643	370	304	45	26	357	554	1.48	.252

## NWA PITCHING COACHES

NAME	YEARS	BEST ERA	BEST FINISH	GAMES
Larry Carter	2008-2012	3.84 (2010)	2nd (2008)	700
Jim Brower	2013-2015	3.89 (2015)	5th (2015)	419
Steve Luebber	2016-2018	3.55 (2016)	3rd (2016)	420
Doug Henry	2019	3.96 (2019)	4th (2019)	138
Derrick Lewis	2021-Present	4.56 (2021)	2nd (2021)	119



# ABRAHAM NÚÑEZ



BATS  
S

THROWS  
R

HEIGHT  
5'11"

WEIGHT  
210 LBS

OPENING DAY AGE  
46

BORN: March 16, 1976 in Santo Domingo, D.R.

RESIDES: Hudson, Massachusetts

MLB DEBUT: August 27, 1997 (Age 21) vs. LAD: 5 AB, 2 H, 0 HR, 2 RBI

LAST MLB GAME: June 8, 2008 (Age 32) vs. SDP 1 AB, 0 H, 0 HR, 0 RBI

## COACHING CAREER

- Enters his fourth year (third season) as the hitting coach for the Naturals, has been with the Royals for nine years (since 2012).
- Previously served as the hitting coach in Wilmington (A+) from 2015 to 2018, with stops as the hitting coach in Lexington (2014), Burlington (2013) and the Dominican Summer League Royals (2012).
- In 2021, oversaw the development of top position-player prospects **Bobby Witt Jr.**, **Nick Pratto** and **MJ Melendez** and an overall Naturals offense that led the league in batting average, runs scored, runs batted in, home runs, steals, sacrifice flies.
- In 2019, helped top position-player prospect **Khalil Lee** finish 6th in OBP (.363), tied for eighth in hits (124) and first in walks (65).
- During 2018, Núñez helped groom the young hitters of the Royals to a team-average of .248 in the pitcher-friendly Carolina League, ranking fifth in the circuit.... Helped former Nationals, **DJ Burt** and **Emmanuel Rivera**, to tie for eighth in the Carolina League with a .280 average ... **Gabriel Cancel** finished fourth in the league with 74 RBIs and tied for first in doubles (31).
- Part of the staff that led Wilmington to its first Mills Cup Championship Series appearance in 11 years during the 2015 season.
- Has also spent the offseason as bench coach for the Dominican Winter League's Gigantes del Cibao and was a part of the National Championship-winning team in 2015.

### HITTING COACH CAREER TIMELINE:

- 2012: DSL Royals (Dominican Summer League, RK)
- 2013: Burlington Royals (Appalachian League, RK)
- 2014: Lexington Legends (South Atlantic League, A)
- 2015-2018: Wilmington Blue Rocks (Carolina League, A+)
- 2019-Present: NW Arkansas Naturals (Texas League, AA)

## PLAYING CAREER

- Played parts of 12 seasons in the Major Leagues with Pittsburgh (1997-2004), St. Louis (2005), Philadelphia (2006-2007) and New York (NL) (2008).
- Owens a career average of .242 as a utility infielder in the big leagues... Primarily played third, but could play all four infield positions.
- His best season came in 2005 when he hit .285 in 139 games for the National League Champion, St. Louis Cardinals.
- Lifetime .346 (9-for-28) hitter in the postseason, including the 2005 National League Championship Series with St. Louis when he hit .385, though did not play in the World Series.
- Nunez retired at the end of 2009 season.

YEAR	CLUB (AS PLAYER)	AVG	G	AB	R	H	TB	2B	3B	HR	RBI	BB	IBB	SO	SB	CS	OBP	SLG	OPS
1997	PITTSBURGH (NL)	.225	19	40	3	9	15	2	2	0	6	3	0	10	1	0	.289	.375	.664
1998	PITTSBURGH (NL)	.192	24	52	6	10	15	2	0	1	2	12	0	14	4	2	.344	.288	.632
1999	PITTSBURGH (NL)	.220	90	259	25	57	65	8	0	0	17	28	0	54	9	1	.299	.251	.550
2000	PITTSBURGH (NL)	.220	40	91	10	20	24	1	0	1	8	8	1	14	0	0	.283	.264	.547
2001	PITTSBURGH (NL)	.262	115	301	30	79	101	11	4	1	21	28	1	53	8	2	.326	.336	.662
2002	PITTSBURGH (NL)	.233	112	253	28	59	81	14	1	2	15	27	1	44	3	4	.311	.320	.631
2003	PITTSBURGH (NL)	.248	118	311	37	77	111	8	7	4	35	26	1	53	9	3	.310	.357	.667
2004	PITTSBURGH (NL)	.236	112	182	17	43	58	9	0	2	13	10	0	36	1	3	.275	.319	.593
2005	ST. LOUIS (NL)	.285	139	421	64	120	152	13	2	5	44	37	4	63	0	1	.343	.361	.704
2006	PHILADELPHIA (NL)	.211	123	322	42	68	88	10	2	2	32	41	8	58	1	0	.303	.273	.577
2007	PHILADELPHIA (NL)	.234	136	252	24	59	71	10	1	0	16	30	5	48	2	0	.318	.282	.600
2008	NEW YORK (NL)	.000	2	2	0	0	0	0	0	0	0	0	0	0	0	0	.000	.000	.000
MLB Totals (12 Seasons)		.242	1030	2486	286	601	781	88	19	18	209	250	21	447	38	16	.313	.314	.627

## NWA HITTING COACHES

NAME	YEARS	BEST TEAM AVG.	BEST FINISH	GAMES
Tommy Gregg	2008	.262 (2008)	7th (2008)	140
Terry Bradshaw	2009-2012	.291 (2010)	1st (2010)	560
Nelson Liriano	2013	.250 (2013)	6th (2013)	140
Andre David	2014	.241 (2014)	8th (2014)	140
Brandon Moore/Terry Bradshaw	2015	.266 (2015)	3rd (2015)	139
Brian Buchanan	2016	.253 (2016)	4th (2016)	140
Leon Roberts	2017-2018	.267 (2018)	2nd (2018)	280
Abraham Núñez	2019-present	.257 (2021)	2nd (2021)	257

ABOUT THE  
NATURALS

2022 NWA  
NATURALS

2021 SEASON  
IN REVIEW

CLUB  
HISTORY

NATURALS  
RECORDS

LEAGUE  
OPPONENTS

GENERAL  
INFORMATION



15



# CHRISTIAN COLÓN


**BATS**  
R

**HEIGHT**  
5'10"

**OPENING DAY AGE**  
32

**THROWS**  
R

**WEIGHT**  
215 LBS

**AGE**  
32

**BORN:** May 14, 1989 in Cayey, Puerto Rico  
**RESIDES:** Bentonville, Arkansas  
**DRAFTED:** 1<sup>st</sup>-Round selection in the 2010 MLB Draft (KANSAS CITY)  
**DRAFTED:** 10<sup>th</sup>-Round selection in the 2007 MLB Draft (SAN DIEGO)  
**COLLEGE:** California State University, Fullerton (Fullerton, California)  
**HIGH SCHOOL:** Canyon High School (Anaheim, California)  
**MLB DEBUT:** July 1, 2014 (Age 25) vs. MIN: 2 AB, 0 H, 0 HR, 0 RBI  
**LAST MLB GAME:** August 12, 2020 (Age 31) vs. KC: 1 AB, 0 H, 0 HR, 0 RBI

**ASST. HITTING COACH**

## COACHING CAREER

- Christian Colón is in his first season as a coach and ninth in the Kansas City Royals organization, following a 12-year playing career, including parts of four seasons with the Royals at the Major League level.
- His role as Assistant Hitting Coach is a new position to the Naturals, the first in the club's history.

## PLAYING CAREER

- An infielder drafted by Kansas City with the 4th overall pick in the 2010 MLB Draft, Colón ascended to Double-A Northwest Arkansas by 2011 and between 2011, 2012 and 2014, played 202 games for the Naturals.
- In 2011, Colón led the Texas League in sacrifices (21), while leading the team in at-bats (491) and hits (126). His 21 sacrifices that season are the most a Naturals player has ever recorded in a single season, while his 28 overall with the Naturals are tied for the club record.
- In 2014, Colón became the 40th Naturals alumni to reach the Major Leagues, making his MLB debut with Kansas City on July 1, 2014 in Minnesota against the Twins.
- Across four seasons (2014-17), Colón played in 125 games for Kansas City and played an important role in helping the Royals to the World Series in 2014 and 2015, including scoring in the 2014 American League Wild Card Game, when he drove in the tying run on an infield single and then scored the winning run on a single by Salvador Pérez, also recording a pinch-hit single in the 2015 World Series.
- After his time with the Royals, Colón played the remainder of 2017 in the Miami Marlins organization, then spent 2018 in Triple-A with Atlanta and New York (NL). 2019 and 2020 were spent with Cincinnati, including 19 games for the Reds in the Majors.
- Colón spent 2021 in the Toronto Blue Jays organization, playing 100 games for Triple-A Buffalo before announcing his retirement.

## MISCELLANEOUS NOTES

- Born in Puerto Rico, Colón attended high school in Waco, Texas; Taylorsville, Utah and Anaheim, California before playing collegiate baseball at Cal State Fullerton.
- Colón and his wife, Kayla, have 3 daughters.
- In May 2016, Colón and his wife did an on-field gender reveal at Kauffman Stadium, as Kayla tossed a chalk-filled baseball at Christian, and when Colón hit it, the baseball exploded into a pink cloud to announcing they were having a baby girl for his second child.

YEAR	CLUB (AS PLAYER)	AVG	G	AB	R	H	TB	2B	3B	HR	RBI	BB	IBB	SO	SB	CS	OBP	SLG	OPS
2010	Wilmington (A+ – KC)	.278	60	245	38	68	93	12	2	3	30	13	1	33	2	4	.326	.380	.706
2011	NW Arkansas (AA – KC)	.257	127	491	69	126	168	14	2	8	61	46	5	51	17	7	.325	.342	.667
2012	Surprise (R – KC)	.364	7	22	6	8	11	3	0	0	4	4	0	0	1	1	.481	.500	.981
	NW Arkansas (AA – KC)	.289	73	273	33	79	107	9	2	5	27	31	0	27	12	6	.364	.392	.756
	Omaha (AAA – KC)	.412	5	17	4	7	11	1	0	1	5	2	0	1	0	0	.429	.647	1.076
2013	Omaha (AAA – KC)	.273	131	512	72	140	194	12	3	12	58	41	1	57	15	4	.335	.379	.714
2014	NW Arkansas (AA – KC)	.250	2	8	1	2	3	1	0	0	0	1	0	2	1	0	.333	.375	.708
	Omaha (AAA – KC)	.311	86	344	55	107	149	18	0	8	47	30	0	29	15	4	.366	.433	.799
	KANSAS CITY (AL)	.333	21	45	8	15	22	5	1	0	6	3	0	4	2	0	.375	.489	.864
2015	Omaha (AAA – KC)	.281	51	192	19	54	66	9	0	1	17	21	1	18	8	2	.353	.344	.697
	KANSAS CITY (AL)	.290	43	107	8	31	36	5	0	0	6	11	0	17	3	2	.356	.336	.692
2016	Omaha (AAA – KC)	.273	19	77	9	21	29	5	0	1	5	6	0	11	2	0	.333	.377	.710
	KANSAS CITY (AL)	.231	54	147	13	34	43	6	0	1	13	11	0	31	0	1	.294	.293	.587
2017	New Orleans (AAA – MIA)	.302	49	149	17	45	56	8	0	1	13	16	3	26	6	3	.379	.376	.755
	MIAMI (NL)	.152	17	33	3	5	6	1	0	0	0	4	1	7	0	0	.243	.182	.425
	KANSAS CITY (AL)	.176	7	17	1	3	3	0	0	0	0	1	0	3	0	0	.222	.176	.398
2018	Las Vegas (AAA – NYM)	.304	82	270	44	82	124	22	1	6	38	36	1	30	11	5	.396	.459	.855
	Gwinnett (AAA – ATL)	.204	16	49	3	10	10	0	0	0	3	4	0	8	1	0	.278	.204	.482
2019	Louisville (AAA – CIN)	.300	136	497	63	149	220	37	2	10	70	57	0	58	24	13	.372	.443	.815
	CINCINNATI (NL)	.500	8	6	1	3	3	0	0	0	1	0	0	0	0	0	.625	.500	1.125
2020	CINCINNATI (NL)	.130	11	23	3	3	4	1	0	0	2	1	0	3	1	0	.167	.174	.341
2021	Buffalo (AAA – TOR)	.258	100	357	56	92	153	16	0	15	60	40	0	49	4	7	.345	.429	.774
	MLB Totals (6 Seasons)	.249	161	378	37	94	117	18	1	1	28	31	1	65	6	3	.312	.310	.622
	MINORS Totals (11 Seasons)	.283	944	3,503	489	990	1,394	167	12	71	438	348	12	400	119	56	.353	.398	.751



# MIKE JIRSCHALE



BATS R THROWS R

HEIGHT 5'11" WEIGHT 185 LBS

OPENING DAY AGE 63

BORN: March 3, 1959 in Clintonville, Wisconsin

RESIDES: Clintonville, Wisconsin

DRAFTED: 5<sup>th</sup>-Round selection in the 1977 MLB Draft (Texas)

HIGH SCHOOL: Clintonville High School (Clintonville, Wisconsin)

jursh-LEE

BENCH COACH

## COACHING CAREER

- Enters his first year as the bench coach for the Naturals, after serving in the same role under High-A manager Chris Widger in 2021 with the Quad Cities River Bandits.
- Previously served on the Royals' coaching staff as the third base coach from 2014 to 2019, spent 2020 as a Special Assistant to the General Manager and worked as the organization's minor league infield coordinator for four years, from 1998 to 2002.
- Managed Triple-A Omaha for a total of 14 seasons, from 1995 to 1997 and again from 2003 to 2013. Led the team to four division titles, three straight trips to the Pacific Coast League Championship round (2011-13), two PCL titles (2011, 2013) and a Triple-A National Championship in 2013.
- Earned the 2011 Mike Coolbaugh Award for outstanding baseball work ethic, knowledge of the game and skill in mentoring young players on the field.
- Prior to his time in Omaha, held managerial positions with the Gulf Coast League Royals (1992), Rockford Royals (1993) and Wilmington Blue Rocks (1994).
- 1992: **MANAGER**, Gulf Coast Royals (Rookie, Gulf Coast League)
- 1993: **MANAGER**, Rockford Royals (Class-A, Midwest League)
- 1994: **MANAGER**, Wilmington Blue Rocks (Advanced A, Carolina League)
- 1995-1997: **MANAGER**, Omaha Royals (Triple-A, American Association)
- 1998-2002: **Minor League Infield Coordinator**, Kansas City Royals
- 2000-2013: **MANAGER**, Omaha Royals/Storm Chasers (Triple-A, Pacific Coast League)
- 2014-2019: **Third Base Coach**, Kansas City Royals (MLB, American League)
- 2020: **Special Assistant to the General Manager**, Kansas City Royals
- 2021: **Bench Coach**, Quad Cities River Bandits (High-A Central)
- 2022-Present: **Bench Coach**, NW Arkansas Naturals (Texas League)

YEAR	TEAM MANAGED	LG	LEV	AFF	G	W	L	W-L%
1992	GCL Royals	GULF	RK	KCR	59	41	18	.695
1993	Rockford Royals	MIDW	A	KCR	132	78	54	.591
1994	Wilmington Blue Rocks	CARL	A+	KCR	138	94	44	.681
1995	Omaha Royals	AA	AAA	KCR	144	76	68	.528
1996	Omaha Royals	AA	AAA	KCR	144	79	65	.549
1997	Omaha Royals	AA	AAA	KCR	144	61	83	.424
2003	Omaha Royals	PCL	AAA	KCR	143	70	73	.490
2004	Omaha Royals	PCL	AAA	KCR	144	71	73	.493
2005	Omaha Royals	PCL	AAA	KCR	144	72	72	.500
2006	Omaha Royals	PCL	AAA	KCR	144	53	91	.368
2007	Omaha Royals	PCL	AAA	KCR	144	73	71	.507
2008	Omaha Royals	PCL	AAA	KCR	144	63	81	.438
2009	Omaha Royals	PCL	AAA	KCR	144	64	80	.444
2010	Omaha Royals	PCL	AAA	KCR	144	81	63	.563
2011	Omaha Storm Chasers	PCL	AAA	KCR	142	79	63	.556
2012	Omaha Storm Chasers	PCL	AAA	KCR	144	83	61	.576
2013	Omaha Storm Chasers	PCL	AAA	KCR	144	70	74	.486
17 Minor League Seasons					2,342	1,208	1,134	.516

## PLAYING CAREER

- Originally selected by the Texas Rangers in the 4th round of the 1977 MLB Draft and played in 999 Minor League games over 13-plus seasons in the Rangers and Royals systems, including parts of two seasons with the Omaha Royals in 1988 and 1989.

YEAR	CLUB (AS PLAYER)	AVG	G	AB	R	H	TB	2B	3B	HR	RBI	BB	IBB	SO	SB	CS	OBP	SLG	OPS
1977	GCL Rangers (RK - TEX)	.220	13	50	3	11	13	2	0	0	3	4		13	0	0	.273	.260	.533
1978	GCL Rangers (RK - TEX)	.156	27	77	17	12	17	2	0	1	5	18		13	4	1	.320	.221	.540
	Asheville (A - TEX)	.192	72	203	43	39	58	7	3	2	21	50		70	13	3	.368	.286	.654
1979	Wausau (A - TEX)	.241	127	407	64	98	142	15	4	7	54	77		78	7	3	.374	.349	.723
1980	Asheville (A - TEX)	.171	12	41	6	7	9	2	0	0	6	6		7	4	0	.320	.220	.540
	Tulsa (AA - TEX)	.209	91	235	36	49	58	3	3	0	27	36		46	6	1	.319	.247	.566
1981	Tulsa (AA - TEX)	.251	121	379	53	95	129	10	6	4	43	25	0	67	19	2	.303	.340	.644
1982	Tulsa (AA - TEX)	.227	95	340	52	77	112	15	4	4	23	42	0	66	9	1	.323	.329	.653
	Denver (AAA - TEX)	.311	14	45	6	14	23	3	3	0	5	2	0	8	0	0	.340	.511	.852
1983	Oklahoma City (AAA - TEX)	.242	115	347	37	84	115	12	2	5	38	29	0	64	7	4	.314	.331	.646
1984	Oklahoma City (AAA - TEX)	.227	92	299	28	68	92	11	2	3	18	30	0	68	8	4	.299	.308	.607
1985	Tulsa (AA - TEX)	.261	23	88	15	23	32	4	1	1	6	12	1	15	4	1	.381	.364	.745
	Oklahoma City (AAA - TEX)	.217	52	143	20	31	44	4	3	1	18	19	0	36	5	2	.309	.308	.617
1987	Tulsa (AA - TEX)	.226	76	265	31	60	85	7	0	6	21	39	2	65	2	4	.333	.321	.654
1988	Omaha (AAA - KC)	.167	7	18	2	3	3	0	0	0	0	3	0	3	0	0	.286	.167	.452
	Memphis (AA - KC)	.190	44	142	11	27	34	4	0	1	19	27	0	39	2	4	.324	.239	.563
1989	Omaha (AAA - KC)	.091	16	44	1	4	5	1	0	0	0	1	0	20	0	0	.111	.114	.225
1990	Appleton (A - KC)	---	2	0	0	0	0	0	0	0	0	0	0	0	0	0	---	---	---
MINORS TOTALS (13 SEASONS)		.225	999	3123	425	702	971	102	31	35	307	420	3	678	90	30	.326	.311	.637

## NWA BENCH COACHES

NAME	YEARS	TEAM RECORD	GAMES
Jared Schlehuber	2017	67-73 (.479)	140
Chris Nelson	2018	70-70 (.500)	140
Nelson Liriano	2019	57-81 (.413)	138
Alan de San Miguel	2021	64-55 (.538)	119
Mike Jirschele	2022-Present		

ABOUT THE  
NATURALS

2022 NWA  
NATURALS

2021 SEASON  
IN REVIEW

CLUB  
HISTORY

NATURALS  
RECORDS

LEAGUE  
OPPONENTS

GENERAL  
INFORMATION





# NATURALS FIELD STAFF CONTINUED



## **DANNY ACCOLA • *Certified Athletic Trainer***

- Danny Accola is entering his seventh season with the organization and first as the certified athletic trainer with Northwest Arkansas, after serving in the same role with the Quad Cities in 2021.
- He was previously slated to serve in that role with Wilmington in 2020 and filled the position with Lexington (2019), Burlington (2017-2018) and Surprise (2016).
- He graduated from the University of Central Missouri in 2014 and held an athletic training internship with the Denver Broncos in 2013.



## **C.J. MIKKELSEN • *Strength & Conditioning Coach***

- C.J. Mikkelsen will serve as the Northwest Arkansas strength & conditioning coach for the second season in a row, after being slated to fill that same role at Idaho Falls in 2020.
- He graduated in December 2019 with a master's degree in sports physiology from Texas A&M University, where he also worked as a sports performance graduate intern.
- Mikkelsen earned his bachelor's degree in exercise and wellness from Arizona State University in 2016.
- He resides in Desert Hills, Arizona.



## **DANNY HELMER • *Coordinator of Clubhouse Operations***

- Danny enters his 24th season in the Royals' organization and second as coordinator of clubhouse operations with the Naturals.
- He previously worked for 13 years at Northwest Arkansas, managing both the home and visiting clubhouses. Before that, he spent nine years with the Wichita Wranglers, including four years as batboy, three as the clubhouse assistant and two overseeing the home and road clubhouses.
- He's a three-time recipient of the Texas League Visiting Clubhouse Award (2008, 2014, 2018) and managed the Arizona Fall League clubhouse from 2012-2014 and in 2017.
- Co-recipient of the Matt Minker Award in 2019 from the Royals, an honor recognizing an outstanding minor league affiliate employee.
- Helmer grew up in Wichita, beginning as a bat boy with the Wranglers when he was 14 years old. He graduated from the University of Oklahoma with a bachelor's degree in Multidisciplinary Studies in 2008.
- He resides in Bentonville, Arkansas with his wife Morgan, and three children, including sons Maddox and Mason, and daughter Maier.

## **CHRISTOPHER DOUGHERTY, D.O. • *Team Physician***

Dr. Chris Dougherty is a specialist in sports medicine and minimally invasive (arthroscopic) surgery to repair joint problems involving the shoulder, elbow, knee, foot, ankle and hip. Dougherty is a native of Bloomsdale, Mo., and a graduate of Kansas City University of Medicine and Biosciences. He came to Northwest Arkansas in April 2005. Prior to that he completed a residency in orthopedics at Oklahoma State University Medical Center and a fellowship at the Kentucky Sports Medicine Center, where he provided care for professional and collegiate athletes. Dr. Dougherty is nationally and internationally recognized for his expertise in sports medicine and serves as an instructor in arthroscopy and sports medicine both in the United States and abroad.

## NATURALS STRENGTH COACHES AND ATHLETIC TRAINERS

STRENGTH COACH	YEARS	ATHLETIC TRAINER	YEARS
Nic Llvely	2008-2009	Chris Delucci	2008
Joey Greany	2010-2011	Tony Medina	2009-2011
George Timke	2012	Masa Koyanagi	2012-2018
Nate Dine	2013	Justin Kemp	2019-2021
Austin Driggers	2014-2016	Danny Accola	2022-Present
Jarret Abell	2017-2018		
Will Gilmore	2019		
C.J. Mikkelsen	2021-Present		

# NATURALS ROAD TRIP MILEAGE CHART

<b>DATE</b>	<b>FROM</b>	<b>TO</b>	<b>MILEAGE</b>
<b>Road Trip #1</b>			<b>284</b>
April 8	Northwest Arkansas	Springfield, Missouri	142
April 10	Springfield, Missouri	Northwest Arkansas	142
<b>Road Trip #2</b>			<b>644</b>
April 18	Northwest Arkansas	Frisco, Texas	322
April 24	Frisco, Texas	Northwest Arkansas	322
<b>Road Trip #3</b>			<b>284</b>
May 3	Northwest Arkansas	Springfield, Missouri	142
May 8	Springfield, Missouri	Northwest Arkansas	142
<b>Road Trip #4</b>			<b>1,485</b>
May 17	Northwest Arkansas	North Little Rock, Arkansas	193
May 22	North Little Rock, Arkansas	Midland, Texas	658
May 29	Midland, Texas	Northwest Arkansas	634
<b>Road Trip #5</b>			<b>210</b>
June 7	Northwest Arkansas	Tulsa, Oklahoma	105
June 12	Tulsa, Oklahoma	Northwest Arkansas	105
<b>Road Trip #6</b>			<b>936</b>
June 27	Northwest Arkansas	Amarillo, Texas	468
July 4	Amarillo, Texas	Northwest Arkansas	468
<b>Road Trip #7</b>			<b>1,504</b>
July 10	Northwest Arkansas	Corpus Christi, Texas	752
July 17	Corpus Christi, Texas	Northwest Arkansas	752
<b>Road Trip #8</b>			<b>564</b>
July 26	Northwest Arkansas	Wichita, Kansas	282
July 31	Wichita, Kansas	Northwest Arkansas	282
<b>Road Trip #9</b>			<b>386</b>
August 9	Northwest Arkansas	North Little Rock, Arkansas	193
August 14	North Little Rock, Arkansas	Northwest Arkansas	193
<b>Road Trip #10</b>			<b>899</b>
August 30	Northwest Arkansas	Tulsa, Oklahoma	105
September 4	Tulsa, Oklahoma	Northwest Arkansas	105
September 6	Northwest Arkansas	Wichita, Kansas	282
September 11	Wichita, Kansas	Northwest Arkansas	282

**Total Miles: 7,196** (Estimated ballpark-to-ballpark from Google Maps)



ABOUT THE  
NATURALS

2022 NWA  
NATURALS

2021 SEASON  
IN REVIEW

CLUB  
HISTORY

NATURALS  
RECORDS

LEAGUE  
OPPONENTS

GENERAL  
INFORMATION





RIGHT-HANDED PITCHER

al-CAHN-tah-rah

# ADRIAN ALCANTARA

@alcantara\_29

BATS R THROWS R

HEIGHT 6'1" WEIGHT 178 LBS

OPENING DAY AGE 22

BORN: August 29, 1999 in Santo Domingo, Dominican Republic 🇩🇲

RESIDES: Santo Domingo, Dominican Republic

ACQUIRED: March 6, 2017 – Signed as an International Free Agent

PRO DEBUT: June 17, 2019 (Idaho Falls) 1.0 IP, 0 R, 1 K vs. Missoula



## 2021 SEASON

- In his first year of full-season baseball, started a career high 20 games for Columbia (A) and went 4-9 with a 5.33 ERA (57 ER in 96.1 IP), also making four appearances out of the bullpen.
- Lead the team in strikeouts (98) and of innings pitched (96.1 IP) ... also allowed the most hits (102), runs (67) and home runs (18) on the pitching staff as well.
- Among Royals minor league pitchers, ranked third in batters faced (427), fifth in innings pitched, tied for fifth in games started and 12th in strikeouts ... among pitchers who threw at least 80.0 innings, ranked third in walk percentage (7.0%) and fourth in BB/9 (2.80).
- Recorded multiple strikeouts in 22 of his 24 games pitched ... three of his 98 strikeouts came when the opposing team had bases loaded.
- In the first three months of the season, from May through July, had a strikeout ratio of 3.3 K/BB (66 K to 20 BB), including 5.0 K/BB in July (20:4).
- His best month came in June, when he recorded a season-low 2.70 ERA (6 ER in 20.0 IP) across five appearances, while striking out 23 batters for the second consecutive month.
- Went 5.0 innings or more in nine of his 20 starts, with three quality starts (7/22, 8/22 and 8/27).
- Recorded the first win from a Fireflies starter in 2021 on 6/2 and had the longest start of any pitcher on Columbia's staff, going 6.0 innings five times.

## AWARDS AND ACCOLADES

2019 *Baseball America* Rookie All-Star2019 *Pitcher of the Year*, Burlington Royals (R)

2019 Post-Season All Star, Appalachian League

## CAREER HIGHS

INNINGS: 6.2 (6/25/2019 vs. Kingsport)

STRIKEOUTS: 9, 2x (Last: 6/2/21 @ Myrtle Beach)

WALKS: 5, 3x (Last: 6/16/21 vs. Augusta)

HITS: 8, 2x (Last: 8/4/21 vs. Myrtle Beach)

RUNS: 7 (9/2/2021 vs. Charleston)

HOME RUNS: 2, 7x (Last: 9/9/21 @ Augusta)

PITCHES THROWN: 86 (7/29/2021 @ Charleston)

SCORELESS STREAK: 13.2 IP (5/21/21 to 6/9/21)



## 2019

- Began the season with one start at Idaho Falls (R) before finishing the year with Burlington (R), including their run into the Appalachian League playoffs.
- Named the Burlington Pitcher of the Year, recording a 2.47 ERA (14 ER in 51.0 IP) with a .152 opponent's average (27 H in 178 AB) across 12 appearances (10 starts) with the B-Royals.
- One of four Burlington to be named to the Appalachian League postseason All-Star team (along with SS Maikel Garcia, UTL INF Vinnie Pasquantino, and DH Logan Porter) and was also named a Baseball American Rookie All-Star, one of three Royals prospects to be named a Classification All-Star by Baseball America (others: SP Kris Bubic - Wilmington, SP Luis de la Rosa, DSL Royals).
- Allowed one earned run or fewer in 7 of his 10 starts with Burlington with three scoreless outings, all on the road.
- First start for Burlington came on 6/20, where he pitched 5.0 no-hit innings while striking out five in a 10-2 win at Bristol en route to earning Appalachian League Pitcher of the Week honors for the first week of the season.
- His 2.57 combined ERA ranked sixth in the Royals organization in ERA among pitchers who started at least 10 games.

## 2018

- Made his stateside debut, pitching in 12 games (seven starts) for Surprise (R), going 1-1 with a 6.04 ERA (30 ER in 44.2 IP) in the Arizona Rookie League, with 33 strikeouts.
- Recorded his only win of the season in his first U.S. start, a 5.0-inning, one-run effort on 6/20 in a 10-2 win over the AZL Rangers.
- Pitched through 5.0 innings in four of his appearances, once in June, twice in July and once in August.

## 2017

- Began his professional career in the Dominican Summer League, making 13 relief appearances for the DSL Royals, where he went 3-2 with a 2.38 ERA (9 ER in 34.0 IP) and was tied for the team lead with three saves, while tying for second in W/L% (.600).
- Did not allow a run in seven of his 13 outings, five of which were 3.0 innings or more.
- Recorded a 3.1-inning save on Aug. 5 at DSL Astros Blue, in which he did not allow a run and struck out a career-high seven of the 12 batters faced, allowing just one hit and one walk.

## MISCELLANEOUS

- Currently resides in Santo Domingo, Dominican Republic during the offseason.

YEAR	CLUB	W	L	ERA	G	GS	CG	SHO	SV	SVO	IP	H	R	ER	HR	HB	BB	SO	WHIP	AVG
2017	DSL Royals (R)	3	2	2.38	13	0	0	0	3	5	34.0	24	12	9	1	3	14	33	1.12	.198
2018	Surprise (R)	1	1	6.04	12	7	0	0	0	1	44.2	49	32	30	4	4	30	33	1.77	.290
2019	Burlington (R)	2	4	2.47	12	10	0	0	0	0	51.0	27	17	14	2	4	17	57	0.86	.152
	Idaho Falls (R) 🟡	1	0	3.60	1	1	0	0	0	0	5.0	3	2	2	0	0	2	4	1.00	.188
2020																				
Did not play (no minor league season)																				
2021	Columbia (A)	5	9	5.33	24	20	0	0	0	0	96.1	102	67	57	18	13	30	98	1.37	.266
MINOR LEAGUE TOTALS (4 SEASONS)																				
12 16 4.36 62 38 0 0 3 6 231.0 205 130 112 25 24 93 225 1.29 .236																				



# PARKER BATES

@ParkerBates\_2 @pbates3



BATS L THROWS R

HEIGHT 6'1" WEIGHT 205 LBS

OPENING DAY AGE 24

BORN: November 16, 1997 in Tyler, Texas

RESIDES: Ruston, Louisiana

ACQUIRED: 9<sup>th</sup>-Round selection in the 2021 MLB Draft (259<sup>th</sup> Overall)

COLLEGE: Louisiana Tech University (Ruston, Louisiana)

HIGH SCHOOL: Tyler Legacy High School (Tyler, Texas)

PRO DEBUT: June 18, 2019 (Burlington) 1-for-5, R, RBI @ Bristol

OUTFIELDER

## 2021 SEASON

- After being drafted by the Kansas City Royals in the ninth round of the 2021 MLB Draft (259<sup>th</sup> overall), was assigned to the ACL Royals Blue (R) on 8/5 and played 10 games in the Arizona Complex League, before being assigned to Quad Cities (A+) on 8/30, where he finished the season with 11 games ... combined to slash .277/.377/.415 (18-for-65) with seven doubles, one home run and seven runs batted in.
- Mostly played right field in his pro debut, making 15 starts there (119.0 innings) between the two levels, but also made three starts in center field (31.0 innings) and one start in right field (9.0 innings).
- Recorded five multi-hit games, with hits in 12 games, while he reached base in 16 of 21 games played.
- Went 7-for-14 (.500) across his final four games with three doubles, a triple and a 1.390 OPS while suiting up for the ACL Royals (8/16 to 8/27).
- A key contributor for Quad Cities in September, hitting .265 (9-for-34) with a .683 OPS, including five runs batted on.
- Appeared twice in the River Bandits' postseason run in the High-A Central Championship Series, pinch hitting and taking over in right field in Game 4 on 9/24 and started in right field in the championship-clinching Game 5 on 9/25.

## CAREER HIGHS

HITS: 3 (8/16/21 @ ACL Mariners)  
 RUNS: 1, 5x (Last: 9/19/21 vs. South Bend)  
 DOUBLES: 2 (8/26/21 vs. ACL White Sox)  
 HOME RUNS: N/A  
 RUNS BATTED IN: 1, 7x (Last: 9/19/21 vs. South Bend)  
 WALKS: 2, 2x (Last: 9/12/21 vs. Peoria)  
 STEALS: 2 (8/27/21 @ ACL Diamondbacks)  
 HIT STREAK: 4 Games (8/16/21 to 8/27/21)



## COLLEGE (2017-2019)

- Attended Louisiana Tech University (Conference USA), where he finished his career with 226 games played in a Bulldog uniform, the most in program history, making 201 consecutive starts to close out his career and tallied a school-record 45 HBPs across his five seasons in Ruston ...
- Named Second Team All-Conference USA in 2018 and 2019, also named Second Team All-Louisiana in 2018 ... earned Collegiate Baseball Third Team All American in 2020 and was named a ABCA/Rawlings Third Team All-American in 2021, while also being recognized with First Team All-Conference USA honors
- RS-SENIOR (2021): Posted an incredible fifth-year season, starting all 62 games in center field and batted in the three-hole in all 62 games and committed no errors, despite facing 143 total chances ... named to the Ruston NCAA Regional All-Tournament Team ... led Conference USA in on-base percentage (.471) while ranking top 10 in triples (third - 4), RBI (fourth - 62), batting average (sixth - .346) and hits (seventh - 79) ... led the Bulldogs in runs batted in (62), triples (four), on-base percentage (.471) and hit by pitches (14), while ranking second on the team with 133 total bases and 43 walks and second on the team and ninth in conference with a .583 slugging percentage
- SENIOR (2020): Started all 17 games in a COVID-19-shortened season ... led Conference USA in hits (27), runs batted in (28), home runs (8), and slugging percentage (.891) ... also led his team in batting average (.422), OBP (.531), OPS (1.422), and total bases (57).

- JUNIOR (2019): Started all 58 games in center field and led the team in runs batted in for the second straight season (49), ranking 10th in C-USA ... led the team with eight home runs and 12 multi-RBI games, also owning the team's longest hitting streak at 17 games.
- SOPHOMORE (2018): Started all 59 games in center field, leading the team with 50 runs batted in and 18 doubles ... ranked second on the team with 15 stolen bases (15-for-22) and drew 33 walks (third on team) while recording an OBP of .425 ... named C-USA Co-Hitter of the Week on May 14 after driving in seven runs in Tech's series win over No. 9 Southern Miss.
- FRESHMAN (2017): Appeared 30 games and collected 10 hits in 56 at-bats (.179 average) ... drew 16 walks, resulting in a season on-base percentage of .378 ... did not make an error in 30 games played in the outfield ... hit a three-run home run in his first-career game against Arkansas Pine-Bluff on February 17.

## MISCELLANEOUS

- Full name is Parker Wesley Bates.
- Graduated from Robert E. Lee High School (now known as Tyler Legacy High School) in 2016 ... in his final two seasons at Robert E. Lee High School, Bates posted batting averages over .350 on his way to earning all-East Texas honors during his senior campaign ... Named the 2014 All-East Texas Newcomer of the Year and the 2014 District 12-5A Newcomer of the Year as a sophomore outfielder ... Earned First Team All-District 11-6A as a junior for the Red Raiders.

YEAR	CLUB	AVG	G	AB	R	H	TB	2B	3B	HR	RBI	BB	IBB	SO	SB	CS	OBP	SLG	OPS
2021	ACL Royals Blue (R)	.321	10	28	2	9	16	5	1	0	2	3	0	6	3	0	.412	.571	.983
	Quad Cities (A+)	.243	11	37	3	9	11	2	0	0	5	6	0	8	1	0	.349	.297	.646
MINOR LEAGUE TOTALS (1 SEASON)		.277	21	65	5	18	27	7	1	0	7	9	0	14	4	3	.377	.415	.792

ABOUT THE  
NATURALS

2022 NWA  
NATURALS

2021 SEASON  
IN REVIEW

CLUB  
HISTORY

NATURALS  
RECORDS

LEAGUE  
OPPONENTS

GENERAL  
INFORMATION





INFIELDER



brett BUE-lee

# BRHET BEWLEY

[@brhet\\_bewley2](https://twitter.com/brhet_bewley2) [@brhetbewley](https://www.instagram.com/brhetbewley)



**BATS**  
R

**THROWS**  
R

**HEIGHT**  
5'11"

**WEIGHT**  
182 LBS

**OPENING DAY AGE**  
25

**BORN:** January 30, 1997 in Temecula, California 🇺🇸

**RESIDES:** Winchester, California

**ACQUIRED:** 32<sup>nd</sup>-Round selection in the 2018 MLB Draft (96<sup>th</sup> Overall)

**COLLEGE:** University of San Diego (San Diego, California)

**HIGH SCHOOL:** Chaparral High School (Temecula, California)

**PRO DEBUT:** June 20, 2018 (Surprise): 0-for-3 vs AZL Rangers

## 2021 SEASON

- Spent most of the season with Northwest Arkansas (AA), slashing .230/.284/.363 (47-for-204) across 56 games ... was out of action for a month, on the Injured List between August 10 and September 5.
- Went 5-for-18 (.278) in a six-game rehab appearance with the Arizona Complex League Royals Gold and Blue teams, with four extra-base hits and five runs batted in.
- Largely played second base (23 games, 21 starts) and third base (23 games/starts) for the Naturals, but also saw time in left field (five starts) and as the team's designated hitter (five starts).
- Made one appearance on the mound for Northwest Arkansas, the first of his professional career, on July 25 in Tulsa ... allowed five runs on five hits (two home runs), pitching the eighth inning in a 23-8 loss to the Drillers ... only position player that pitched for the Naturals in 2021.
- Recorded a .261 batting average (23-for-88) in July, with six extra-base hits and 19 runs batted in over 23 games ... across the rest of the season with Northwest Arkansas, Bewley hit .207 (24-116) with eight extra-base hits and 15 runs batted across in 33 games.
- Also in July, recorded a career-best seven-game hit streak between 7/13 and 7/20, where he hit .375 (9-for-24) with 10 runs batted in.
- Hit the first grand slam of his professional career on July 20 in Tulsa to cap a five-run first inning for the Naturals in a 9-8 series-opening loss to the Drillers, one of a franchise-record seven grand slams in the season.

## CAREER HIGHS

**HITS:** 3, 4x (Last: 6/11/21 @ Frisco)  
**RUNS:** 3 (8/25/19 @ Augusta)  
**DOUBLES:** 2, 2x (Last: 9/3/21 @ ACL Brewers Gold)  
**HOME RUNS:** 1, 9x (Last: 9/17/21 vs. Springfield)  
**RUNS BATTED IN:** 4 (7/20/21 @ Tulsa)  
**WALKS:** 3, 3x (Last: 9/11/19 @ Hickory)  
**STEALS:** 2, 2x (Last: 7/31/18 @ Pulaski)  
**HIT STREAK:** 7 Games (7/13/21 to 7/20/21)



## 2019

- Spent the entire season with Lexington (A), playing in 60 games, while slashing .252/.356/.307 (51-for-202) with one HR and 17 runs batted in.
- Played five different positions for the Legends, spending time at first, second and third base, as well as in left and right field, made at least one start at each position ... saw the most time at second base (32 games, 279.0 innings), with nine starts at first base (76.0 innings), eight at third (72.0 innings) and four in the outfield (33.2 innings).
- Had career-tying-best six-game hitting streak from June 30th to July 6, shortly after returning from inactive list ... went 7-for-26 (.269) in that span, hitting a home run, doubling and driving in two runs.

## 2018

- Split the season between Surprise (R) and Burlington (R), playing in 54 games between the two stops ... combined to slash .291/.413/.394 (48-for-165) with 12 doubles, one home run and 12 runs batted in.
- Had two separate six-game hitting streaks... First was with Burlington July 12 to 19, going 8-for-20 (.400) with five walks... Hit safely in six straight again, August 21 to 26 with Burlington, going 10-for-29 (.345) with five doubles and seven runs scored,

including his second three-hit game in three days.

## MISCELLANEOUS

- Full name is **Brhet Carter Bewley** ... currently resides in Winchester, California during the offseason.
- Spent nearly three weeks of the 2019 season on the inactive list, losing his mother Claudia to a brain aneurysm on May 31.
- Finished sophomore season at the University of San Diego in 2017 with a 17-game on-base streak.
- Led San Diego in 2018 with eight HR and 44 RBI as a junior and hit .291 in 55 games.
- Graduated from Chaparral High School (California) in Temecula.
- In 2015, his senior year at Chaparral, Bewley spent 15 days in the hospital... Began as an asthma attack, developed into the flu and was eventually diagnosed with the flu with MRSA Super Bug (Methicillin-resistant Staphylococcus aureus)... Lost 17 pounds across the two-plus weeks... Was at times on multiple IVs, an oxygen machine and even a chest tube... Underwent CT scans, X-rays and countless tests... Underwent minor surgery to remove fluid from his lungs three times... Discharged from the hospital on February 22, 2015, worked to regain weight and re-develop muscle strength... Returned to school on March 10, cleared to play baseball again March 20, a game in which he singled to left in his first at-bat and turned a double play to end the game.

YEAR	CLUB	AVG	G	AB	R	H	TB	2B	3B	HR	RBI	BB	IBB	SO	SB	CS	OBP	SLG	OPS
2018	Surprise (R)	.357	8	14	4	5	5	0	0	1	6	0	5	0	1	.550	.357	.907	
	Burlington (R)	.285	46	151	25	43	60	12	1	11	27	0	34	7	1	.398	.397	.795	
2019	Lexington (A) 🟡	.252	60	202	25	51	62	6	1	1	17	31	0	55	1	4	.356	.307	.663
2020	Did not play (no minor league season)																		
2021	ACL Royals Blue (R)	.250	3	8	1	2	5	0	0	1	4	1	0	1	0	0	.333	.625	.958
	ACL Royals Gold (R)	.300	3	10	2	3	6	3	0	0	1	2	0	2	0	0	.417	.600	1.017
	NW Arkansas (AA) 🟡	.230	56	204	29	47	74	7	1	6	34	15	0	55	1	4	.284	.363	.647
MINOR LEAGUE TOTALS (3 SEASONS)		.256	176	589	86	151	212	28	3	9	68	82	0	152	9	10	.350	.360	.710





LEFT-HANDED PITCHER



# DANTE BIASI

@Biasi11 @biasi38

BATS L THROWS L

HEIGHT 6'0" WEIGHT 200 LBS

OPENING DAY AGE 25

BORN: December 4, 1997 in Wilkes Barre, Pennsylvania

RESIDES: Hazleton, Pennsylvania

ACQUIRED: 6<sup>th</sup>-Round selection in the 2019 MLB Draft (169<sup>th</sup> OVERALL)

DRAFTED: Chicago's (NL) 22<sup>nd</sup>-Round pick in the 2016 MLB Draft (674<sup>th</sup> OVERALL)

COLLEGE: Pennsylvania State University (State College, Pennsylvania)

HIGH SCHOOL: Hazleton High School (Hazleton, Pennsylvania)

PRO DEBUT: June 24, 2019 (Burlington): 2.0 IP, 0 R, 4 K vs. Kingsport



ABOUT THE  
NATURALS

2022 NWA  
NATURALS

2021 SEASON  
IN REVIEW

CLUB  
HISTORY

NATURALS  
RECORDS

LEAGUE  
OPPONENTS

GENERAL  
INFORMATION

## 2021 SEASON

- Spent the entire season with Quad Cities (A+), going 5-2 with two saves across 24 games (six starts) with a 3.77 ERA (30 ER in 71.2 IP) and 84 strikeouts.
- After his first 16 appearances of the year all came in relief, six of his last eight were starts, including four straight to end the year (8/26 to 9/19).
- His best month of the season came in July, as he pitched in 7 games with a 1.50 ERA (3 ER in 18.0 IP) with 23 strikeouts ... all four runs (three earned) came in the same outing (7/11 at Wisconsin), but the other six appearances represented 6 of 10 scoreless outings in his season.
- Struck out at least two batters in 22 of 24 games, including five of five or more.
- While he threw more innings out of the bullpen, his numbers as a starter and reliever were not far apart ... across six starts, he went 0-1 with a 3.92 ERA (9 ER in 20.2 IP) with 23 strikeouts (10.02 K/9), 4 walks (5.75 K/BB), a 1.02 WHIP and .215 opponents' average ... in 18 relief outings, he went 5-1 with a 3.71 ERA (21 ER in 51.0 IP) with 61 strikeouts (10.76 K/9), 29 walks (2.10 K/BB), a 1.27 WHIP and .198 opponents' average.
- Despite being a southpaw, left- and right-handed hitters fared similarly against Biasi ... lefties hit .212 (21-for-99) with a .653 OPS, while righties hit .198 (32-for-162) with a .687 OPS.
- Started Game 3 of the High-A Central Championship Series against Cedar Rapids and took the loss, allowing two runs on five hits in 2.2 innings, while striking out five in the 8-4 loss to theernels at home.

## CAREER HIGHS

INNINGS: 5.0 (6/5/21 vs. Beloit)  
STRIKEOUTS: 7, 3x (Last: 8/26/21 vs. Wisconsin)  
WALKS: 5 (6/29/21 vs. Cedar Rapids)  
HITS: 5, 2x (Last: 8/26/21 vs. Wisconsin)  
RUNS: 5, 2x (Last: 5/30/21 @ Dayton)  
HOME RUNS: 3 (5/25/21 @ Dayton)  
PITCHES THROWN: 75 (8/26/21 vs. Wisconsin)  
SCORELESS STREAK: 16.2 IP (7/11/21 to 8/3/21)



## 2019

- Pitched in seven games for Burlington (R), going 1-0 with a 2.50 ERA (5 ER in 18.0 IP) and 24 strikeouts to just three walks in his professional debut.
- Pitched 2.0 scoreless innings in his pro debut on 6/24 against Kingsport, not allowing a walk or hit while striking out four of the seven batters he faced ... ended his season with back-to-back scoreless outings (5.0 innings), on 7/26 and 8/2 with seven combined strikeouts, including three perfect innings on 7/26 at Princeton (TBR).
- Earned his first win on 7/7, pitching 2.2 innings of two-run ball at Danville (ATL) while striking out five batters for the first of two times that season.

## COLLEGE (2017-2019)

- Attended Pennsylvania State University, where he was a vital member of the Nittany Lions (Big Ten) starting rotation his last two years on campus after redshirting his first year ... across 28 games (27 starts), went 6-12 with a 3.76 ERA (57 ER in 136.1 IP) while striking out 153 and walking just 69.
- RS-SOPHOMORE (2019): Pitched in 14 games (all starts) and cut his earned run average by more than half, dropping to 2.55 ERA (21 ER in 74.0 IP) and doubling his strikeout total exactly, to 102 strikeouts while walking fewer batters as well (33) ... best outing of his career in State College came on 3/15 against UMass Lowell, as he pitched a career-high 7.0 innings of one-run baseball, allowing just three hits and two walks while striking out a career-best 13 and earning his second of three wins on the season.

- RS-FRESHMAN (2018): Pitched in 14 games (13 starts) with a 5.20 ERA (36 ER in 62.1 IP) and 51 strikeouts ... tied for the team lead with 3 wins, while second on the club in ERA, innings pitched, starts and strikeouts ... threw a seven-inning complete game against Xavier on 5/11 (run rule in effect) and carried a no-hitter through 5 innings against UC Santa Barbara on 3/5.
- FRESHMAN (2017): Missed the entire season due to injury, underwent Tommy John surgery and used his redshirt year.

## MISCELLANEOUS

- Full name is **Dante Michael Biasi** ... resides in Hazleton, Pennsylvania during the offseason.
- 2016: Graduated from Hazleton Area High School, where he earned two letters for baseball as a pitcher and first baseman ... was rated as the fifth-best player in Pennsylvania, 26th-best LHP nationally and No. 241 overall by Perfect Game ... as a senior, was the captain of both the baseball and basketball teams.
- Was drafted out of high school by the Chicago Cubs in the 22nd round of the 2016 MLB Draft but elected to attend Penn State.
- His brother, Sal, also played baseball at Penn State, was drafted by the Royals in the 11th round in 2017 and was a *Baseball America* Rookie All-Star in 2017 with Burlington (R) ... Sal was traded by Kansas City to Milwaukee in August 2018, then dealt to Seattle in April 2019, released by the Mariners in 2020 and signed by the White Sox in February 2021, but released in August 2021 and remains a free agent ... Sal was one four minor league pitchers in 2021 who was ejected and later received a 10-game suspension early last season after umpires found foreign substances on him.

YEAR	CLUB	W	L	ERA	G	GS	CG	SHO	SV	SVO	IP	H	R	ER	HR	HB	BB	SO	WHIP	AVG
2019	Burlington (R)	1	0	2.50	7	0	0	0	0	0	18.0	13	5	5	3	1	3	24	0.89	.200
2020																				
Did not play (no minor league season)																				
2021	Quad Cities (A+)	5	2	3.77	24	6	0	0	2	2	71.2	53	35	30	9	5	33	84	1.20	.203
MINOR LEAGUE TOTALS (2 SEASONS)		6	2	3.51	31	6	0	0	2	2	89.2	66	40	35	12	6	36	108	1.14	.202



# A.J. BLOCK

@aj\_block @aj.block



## BATS

L

## THROWS

L

## HEIGHT

6'5"

## WEIGHT

220 LBS

## OPENING DAY AGE

23

LEFT-HANDED PITCHER

**BORN:** April 16, 1998 in Salt Lake City, Utah 🇺🇸

**RESIDES:** Bellevue, Washington

**ACQUIRED:** June 23, 2020 – Signed as an Undrafted Free Agent

**DRAFTED:** Detroit's 17<sup>th</sup>-Round pick in the 2019 MLB Draft (502<sup>ND</sup> OVERALL)

**DRAFTED:** Chicago's (NL) 39<sup>th</sup>-Round pick in the 2016 MLB Draft (1184<sup>TH</sup> OVERALL)

**COLLEGE:** Washington State University (Pullman, Washington)

**HIGH SCHOOL:** Newport High School (Bellevue, Washington)

**PRO DEBUT:** May 6, 2021 (Columbia): 4.0 IP, 0 R, 8 K @ Augusta

## 2021 SEASON

- Began his first professional season with Columbia (A) and made four appearances with the Fireflies before joining Quad Cities (A+) on 5/25 and remained with the River Bandits for the rest of the season.
- Combined between Columbia and Quad Cities, pitched in 23 games (18 starts) and went 5-5 with a 3.30 ERA (37 ER in 101.0 IP) and 124 strikeouts.
- His 124 strikeouts ranked second among all Royals Minor League pitchers, just three behind Anthony Veneziano's organization-best 127 ... 101.0 innings pitched ranked third in the system.
- Among 22 Royals pitchers who threw at least 70.0 innings in the Minors, his 3.30 ERA ranked fourth, 1.08 WHIP and .197 opponents' average ranked third ... 0.71 HR/9 was second in the system, 11.05 K/9 ranked sixth.
- Pitched 5.0 innings or more in 10 of his 18 starts, including a season-high 7.0 innings on 6/20 vs. Wisconsin, allowing one earned run with six strikeouts.
- Struck out a season-high 10 batters across 5.2 innings on 7/25 vs. Peoria, one of 15 games with five or more strikeouts.
- Named the High-A Central Pitcher of the Week on 9/12 after throwing 5.0 scoreless and hitless innings against Peoria on 9/11, striking out six while allowing just one base-runner on a walk.
- Started Games 1 and 5 of the High-A Central Championship Series for the River Bandits, who beat the Cedar Rapids Kernels 3-2 to win the league championship ... across 8.2 innings, allowed one earned run (1.04 ERA) with eight strikeouts ... pitched 5.0 innings at Cedar Rapids on 9/21 at Cedar Rapids to open the series, then threw the first 3.2 innings in the championship-clinching game on 9/26 as a part of a combined 5-0 two-hit shutout of the Kernels.

## CAREER HIGHS

**INNINGS:** 7.0 (6/20/21 vs. Wisconsin)  
**STRIKEOUTS:** 10 (7/25/21 vs. Peoria)  
**WALKS:** 4, 2x (Last: 8/12/21 vs. Beloit)  
**HITS:** 7, 2x (Last: 7/20/21 vs. Peoria)  
**RUNS:** 5 (8/31/21 @ Cedar Rapids)  
**HOME RUNS:** 2 (6/26/21 @ Beloit)  
**PITCHES THROWN:** 91 (6/20/21 vs. Wisconsin)  
**SCORELESS STREAK:** 9.0 IP (5/6/21 to 5/18/21)



## 2020

- With the 2020 draft shortened from 40 rounds to five, was not selected and instead signed with Kansas City on June 23, three days after the modified draft finished ... was considered a priority free agent and was one of the first collegiate seniors to agree to an undrafted deal ... came down to either the Royals or Padres.
- Signed with Kansas City, because ... "The organization, they're doing things right, they're committing to pay their minor leaguers ... they won that World Series with a lot of home-grown players, a lot of guys that they drafted and they were able to bring up through their system and kind of believed in, and it worked out obviously." – Interview with KLEW CBS 3

## COLLEGE (2017-2020)

- Pitched four seasons for the Washington State Cougars (Pac-12) and went 3-16 in 55 appearances (30 starts) with a 5.48 ERA (107 ER in 175.2 IP) with 178 strikeouts.
- SENIOR (2020):** Went 2-0 with a 3.25 ERA (10 ER in 27.2 IP) and 34 strikeouts (11.1 K/9) to just five walks (1.6 BB/9) in four starts at Washington State, prior to the season being suspended due to the coronavirus outbreak ... led all Pac-12 pitchers in innings and tied for second in strikeouts, and had double-digit strikeout performances in each of his last three starts, the first Cougar to accomplish that feat in at least 33 seasons ... according to D1Baseball.com, ranked the eighth-best senior pitcher in the country and was named the

second-best Pac-12 senior

- JUNIOR (2019):** Started all 14 games he appeared in and led the Cougars with 71.1 innings and 68 strikeouts ... named the team's Opening Day starter at Saint Mary's on 2/15.
- SOPHOMORE (2018):** Appeared in 21 games, five as a starter and went 1-4 with a 4.91 ERA, striking out 48 in 44 innings ... tied for sixth in Pac-12 Conference with three runners picked off.
- In the summer of 2018, pitched for the Falmouth Commodores in the Cape Cod League ... went 1-1 in 10 relief appearances with 20 strikeouts in 12.2 innings (14.21 K/9) ... one of 27 players on that team currently playing in the minors, including pitcher Spencer Strider, who made his MLB debut in 2021 with the Atlanta Braves.

## MISCELLANEOUS

- Enters 2022 ranked by *Baseball America* as the No. 37 Royals prospect.
- Full name is **Anthony Jacob Block** ... currently resides in Bellevue, Washington, during the offseason.
- Selected by the Detroit Tigers in the 17th round of the 2019 MLB Draft, but returned to Washington State for his senior season.
- 2016:** Graduated from Newport High School (Washington) and was selected by the Chicago Cubs in the 39th round of the First-Year Player Draft, but did not sign, instead choosing to attend Washington State University.
- Both of his parents, father Tony and mother Tanya, played basketball at the University of Utah in the early 1990's.

YEAR	CLUB	W	L	ERA	G	GS	CG	SHO	SV	SVO	IP	H	R	ER	HR	HB	BB	SO	WHIP	AVG
2020																				
Did not play (no minor league season)																				
2021	Columbia (A)	1	0	0.56	4	2	0	0	0	0	16.0	6	1	1	1	2	3	26	0.56	.107
	Quad Cities (A+) 🟡	4	5	3.81	19	16	0	0	0	0	85.0	67	39	36	7	7	33	98	1.18	.215
MINOR LEAGUE TOTALS (1 SEASON)																				
		5	5	3.30	23	18	0	0	0	0	101.0	73	40	37	8	9	36	124	1.08	.199



RIGHT-HANDED PITCHER



# JONATHAN BOWLAN

@jon.b.2



BATS R THROWS R

HEIGHT 6'6" WEIGHT 240 LBS

OPENING DAY AGE 25

BORN: December 1, 1996 in Arlington, Tennessee

RESIDES: Arlington, Tennessee

ACQUIRED: 2<sup>nd</sup>-Round selection in the 2018 MLB Draft (58<sup>th</sup> Overall)

COLLEGE: University of Memphis (Memphis, Tennessee)

HIGH SCHOOL: Bartlett High School (Bartlett, Tennessee)

PRO DEBUT: June 19, 2018 (Idaho Falls) 3.0 IP, 2 R, 1 K vs. Grand Junction

40-MAN ROSTER: Added by Kansas City on November 19, 2021

## 2021 SEASON

- As a Non-Roster Invitee to Big League Spring Training, appeared in two Cactus League games for the Royals, pitching to a 18.00 ERA (4 ER in 2.0 IP) with four strikeouts.
- Broke camp with Northwest Arkansas (AA) and started four games for the Naturals, going 2-0 with a 1.59 ERA (3 ER in 17.0 IP).
- Pitched at least 5.0 innings with at least six strikeouts each of his first three starts, with a career-high 10 strikeouts in his first start on May 5 in the second game of the season against the Arkansas Travelers ... pitched a season-high 6.0 innings in his second start, on May 12 against the Tulsa Drillers.
- Exited his start on May 23 in Springfield after striking out two and throwing just 10 pitches ... missed the rest of the season after undergoing Tommy John surgery the first week of June.
- Added to Kansas City's 40-man roster along with five other players, on November 19, 2021.
- Entered 2021 ranked by *Baseball America* as the No. 9 Royals prospect and MLB Pipeline's No. 8 prospect in the Royals system.

## AWARDS AND ACCOLADES

2019 Mid-Season All Star, South Atlantic League

NO-HITTER 7/15/2019 (Wilmington) vs. Carolina Mudcats

## CAREER HIGHS

INNINGS: 9.0 (7/15/19 vs. Carolina)  
STRIKEOUTS: 10 (5/5/21 @ Arkansas)  
WALKS: 4 (8/14/18 @ Billings)  
HITS: 12 (7/21/18 @ Missoula)  
RUNS: 7, 2x (Last: 7/21/18 @ Missoula)  
HOME RUNS: 2 (7/21/18 @ Missoula)  
PITCHES THROWN: 98, 3x (Last: 8/1/19 vs. Fayetteville)  
SCORELESS STREAK: 11.1 IP (7/15/19 to 7/21/19)



## 2020

- Was a late addition to the Royals' Alternate Training Site in Kansas City and participated in the Royals' postseason camp/instructional league at Kauffman Stadium in October.
- Entered 2020 ranked by *Baseball America* as the No. 11 Royals prospect and MLB Pipeline's No. 8 prospect in the Royals system.

## 2018

- Made nine starts for Idaho Falls (Rookie Advanced) during his first professional season ... earned his first victory on July 7 at Orem, allowing one run on two hits over 5.0 innings, with a season-high six strikeouts.
- After pitching to a 2.25 ERA (4 ER in 16.0 IP) over his first four starts, surrendered seven earned runs in consecutive outings (July 14, 21), opening a four-start losing streak (July 14 – August 20).

## 2019

- Split the year between Lexington (A) and Wilmington (A+), combining to go 11-5 with a 3.1 ERA (51 ER in 146.0 IP) with 150 strikeouts (9.24 K/9), compared to just 23 walks (1.42 BB/9).
- Among Royals farmhands, he ranked tied for second in wins, third in strikeouts, fifth in innings, eighth in starts (23) ... also among pitchers who worked at least 80.0 innings, ranked first in strikeouts/pitch ratio (6.52), second in whip (0.99) and eighth in ERA (3.14).
- Threw the second no-hitter in Wilmington (A+) history on July 15, with nine strikeouts and no walks on 98 pitches (63 strikes) ... the lone base runner reached on a throwing error in the second inning ... earned Carolina League Pitcher of the Week honors on July 21.
- Named a South Atlantic League mid-season All-Star, working 0.2 innings and allowing one hit with one strikeout in the contest in Charleston, West Virginia.
- Tallied a career-high nine strikeouts in five different starts, including his first outing of the year vs. West Virginia (6.0 IP).
- Held opponents to a .227 batting average (121-533), which included right-handers batting .216 (69-for-320) against him.
- Ended 2019 ranked as MLB Pipeline's No. 30 Royals prospect.

## COLLEGE (2016-2018)

- Pitched collegiately at the University of Memphis for three seasons, where he posted a 3.71 ERA (35 ER in 85.0 IP) with 104 strikeouts in 2018 as a junior for the Tigers
- Fanned a school record and 2018 Division 1-best 18 hitters in a complete game win over South Florida (2 ER, 9.0 IP) on April 28.

## MISCELLANEOUS

- Enters 2022 ranked by *Baseball America* as the No. 9 Royals prospect and the No. 0 prospect in the system according to MLB Pipeline.
- Currently resides in Arlington, Tennessee during the offseason.
- 2015: Graduated from Bartlett High School (Tennessee) where he was named Male Athlete of the Year as a senior ... played the first three years of high school baseball at Arlington High School, helped them to a state championship in 2012 as a freshman.
- His father, Mark, threw the lone perfect game in the history of the University of Memphis program (1987 - 1989) and pitched two seasons (44 games) in the St. Louis Cardinals' organization (1989 & 1991).

YEAR	CLUB	W	L	ERA	G	GS	CG	SHO	SV	SVO	IP	H	R	ER	HR	HB	BB	SO	WHIP	AVG
2018	Idaho Falls (R)	1	4	6.94	9	9	0	0	0	0	35.0	51	30	27	6	0	9	23	1.71	.329
2019	Lexington (A)	6	2	3.36	13	11	0	0	1	1	69.2	55	30	26	4	8	10	74	0.93	.216
	Wilmington (A+)	5	3	2.95	13	12	1	0	1	0	76.1	66	25	25	5	0	13	76	1.03	.237
2020																				
Did not play (no minor league season)																				
2021	NW Arkansas (AA)	2	0	1.59	4	4	0	0	0	0	17.0	13	3	3	0	0	3	25	0.94	.206
MINOR LEAGUE TOTALS (3 SEASONS)		14	9	3.68	39	36	1	1	1	1	198.0	185	88	81	15	8	35	198	1.11	.246

ABOUT THE  
NATURALS

2022 NWA  
NATURALS

2021 SEASON  
IN REVIEW

CLUB  
HISTORY

NATURALS  
RECORDS

LEAGUE  
OPPONENTS

GENERAL  
INFORMATION





OUTFIELDER

# TUCKER BRADLEY

[@TBradley\\_28](#) [@tbradley\\_28](#)



**BATS**  
L

**THROWS**  
L

**HEIGHT**  
6'0"

**WEIGHT**  
195 LBS

**OPENING DAY AGE**  
23

**BORN:** May 6, 1998 (Age: 23-265d) in Chickamauga, Georgia 🇺🇸

**RESIDES:** Chickamauga, Georgia

**ACQUIRED:** June 23, 2020 – Signed as an Undrafted Free Agent

**COLLEGE:** University of Georgia (Athens, Georgia)

**HIGH SCHOOL:** Gordon Lee High School (Chickamauga, Georgia)

**PRO DEBUT:** May 6, 2021 (Columbia): 1-for-4 @ Augusta

## 2021 SEASON

- Began his professional career splitting the year between Columbia (A) and Quad Cities (A+) ... combined to slash .285/.380/.427 (94-for-330) with 30 extra-base hits and 45 runs batted in.
- Only played 8 games for the Fireflies, hitting .348 (8-for-23) in May before getting called up to the River Bandits (A+) on 5/20, where he played the remainder of the season.
- Ranked among organizational leaders in several key offensive categories ... his .380 on-base percentage ranked fourth in the system among qualified Royals minor leaguers, while a .285 average and .807 OPS ranked eighth.
- Five triples ranked tied for fourth in the organization, four of which came in June with the River Bandits.
- After his late-May promotion to High-A, continued to hit with Quad Cities, batting .292 (7-for-24) over the last eight games of May, then quickly picked up the pace even more in June, slashing .324/.383/.554 (24-for-74) across 23 games with 16 runs scored, three doubles, four triples and two home runs, as well as a season-high 15 runs batted in during the season's second month.
- Had an incredible productive month of August as well, slashing .333/.419/.531 (27-for-81) with nine extra-base hits and 13 runs batted in ... produced his first career two-homer game on 8/10 against Beloit (MIA), going 3-for-4 with a double and solo shots in the third and fourth innings, his first two plate appearances of the day in a 10-6 win over the Snappers.
- Largely split his season playing the corner outfield spots across the two levels, making 42 starts in left field (367.2 innings) and 43 in right field (383.0 innings), also seeing time with six starts (49.0 innings) in center field ... only made two errors in 150 total chances (.987 fielding percentage), with 12 combed outfield assists, 5 in left, one in center and six in right.

## CAREER HIGHS

**HITS:** 3, 9x (Last: 9/18/21 vs. South Bend)  
**RUNS:** 3, 3x (Last: 8/17/21 @ South Bend)  
**DOUBLES:** 2, 2x (Last: 8/25/21 vs. Wisconsin)  
**HOME RUNS:** 2 (8/10/21 vs. Beloit)  
**RUNS BATTED IN:** 5 (6/24/21 @ Beloit)  
**WALKS:** 3 (8/27/21 vs. Wisconsin)  
**STEALS:** 2, 2x (Last: 8/26/21 vs. Wisconsin)  
**HIT STREAK:** 8 Games (7/14/21 to 7/24/21)



## 2020

- After the 2020 MLB Draft was shortened to just five rounds, signed as an undrafted free agent with Kansas City Royals on 6/14, three days after the draft concluded.

## COLLEGE (2017-2020)

- Graduated from the University of Georgia, where he finished his collegiate career slashing .317/.384/.412 (143-for-451) in 125 games with 14 doubles, nine home runs and 62 RBI across all four outfield positions.
- REDSHIRT JUNIOR (2020):** In 18 games, hit .397 (25-for-63) including six home runs, 23 runs batted in, and eight stolen bases, before Georgia's 2020 season was suspended due to the coronavirus outbreak ... over three relief appearances, pitched 4.1 scoreless innings in the mound ... helped lead the Bulldogs to a 14-4 record, as Georgia finish ranked as high as No. 2 (USA TODAY Sports Top 25) in the national polls.
- JUNIOR (2019):** In the opening three-game series against Dayton, suffered a shoulder injury while diving to make a catch, ending his season after three games, so he applied for a redshirt season.
- SOPHOMORE (2018):** Hit .300 (67-for-223) across 54 games (53 starts) with three doubles, three home runs and 26 runs batted in as team went 39-21 and advanced to the NCAA Athens Regional Finals ... led the team with 12 stolen bases ... collected 22 multiple-hit

games and a career best 14-game hitting streak.

- FRESHMAN (2017):** Led the team with a .314 batting average (49-for-156) and appeared in 44 games (41) starts as the team went 25-32 and advanced to the SEC tournament ... saw action on the mound with seven relief appearances in February and March, going 0-0, 3.52 ERA and one save in 7.2 innings with eight walks and 11 strikeouts.
- Named to the J. Reid Parker Director of Athletics Honor Roll three straight years, in 2017, 2018 and 2019 ... named to the SEC Academic Honor Roll in 2018 and 2019 ... recipient of the Leon Farmer Athletic Scholarship Endowment in both 2019 and 2020.

## MISCELLANEOUS

- Full name is **Tucker Wade Bradley**, resides in Chickamauga, Georgia, during the offseason.
- Graduated from Gordon Lee High School (Georgia) in **2016**, where he lettered all four years as a pitcher and outfielder ... named first team All-State and selected to play in the Georgia Senior All-State game ... 2016 Walker County Player of the Year, led the county in nine different offensive categories.
- Appeared in Sports Illustrated's "Faces In The Crowd" after memorable Senior Night performance against rival Darlington ... tossed a complete game with no walks and seven strikeouts, hitting the cycle *in order* with 6 RBI.

YEAR	CLUB	AVG	G	AB	R	H	TB	2B	3B	HR	RBI	BB	IBB	SO	SB	CS	OBP	SLG	OPS
2020	Did not play (no minor league season)																		
2021	Columbia (A)	.348	8	23	2	8	9	1	0	0	3	4	0	3	3	1	.500	.391	.891
	Quad Cities (A+) 🔄	.280	86	307	53	86	132	18	5	6	42	42	0	77	9	1	.370	.430	.800
MINOR LEAGUE TOTALS (1 SEASON)		.285	94	330	55	94	141	19	5	6	45	46	0	80	12	2	.380	.427	.808





# HOLDEN CAPPS

[@H\\_Capps](#) [@\\_h\\_capps](#)



**BATS** R **THROWS** L

**HEIGHT** 6'2" **WEIGHT** 195 LBS

**OPENING DAY AGE** 27

**BORN:** March 24, 1995 in Lawton, Oklahoma 🇺🇸

**RESIDES:** Lawton, Oklahoma

**ACQUIRED:** 8<sup>th</sup>-Round selection in the 2017 MLB Draft (240<sup>th</sup> OVERALL)

**COLLEGE:** Redlands Community College (El Reno, Oklahoma)

**COLLEGE:** University of North Carolina at Charlotte (Charlotte, North Carolina)

**COLLEGE:** University of Central Oklahoma (Edmond, Oklahoma)

**HIGH SCHOOL:** Lawton High School (Lawton, Oklahoma)

**PRO DEBUT:** June 25, 2017 (Surprise): 2.0 IP, 1 R, 1 K vs. AZL Rangers

## 2021 SEASON

- Began the season on the Naturals' 60-Day IL, transferred to the Arizona Complex League Royals Blue (R) for a rehab assignment on 6/29, then to Quad Cities (A+) on 7/17 and assigned to Northwest Arkansas on 8/4.
- Combined between three levels, went 4-2 across 22 games (three starts) with a 5.79 ERA (24 ER in 37.1 IP) and 36 strikeouts.
- Did not allow an earned run in his first four (of five) appearances with the ACL Royals ... in five subsequent games with the River Bandits, went 1-0 with a 2.25 ERA (2 ER in 8.0 IP) and 10 strikeouts.
- After a pair of rough outings to begin his season with the Naturals, pitched to a 2.35 ERA (2 ER in 7.2 IP) over his next five appearances (8/12 to 8/29) ... struck out eight and dropped ERA nearly 11 points, from 20.25 to 9.28.
- Only 4 of his 12 appearances with the Naturals were scoreless, but allowed less than two runs in 9 of his last 10.

## AWARDS AND ACCOLADES

2017 Mid-Season All Star, Pioneer League

## CAREER HIGHS

**INNINGS:** 5.0, 5x (Last: 9/3/17 vs. Orem)  
**STRIKEOUTS:** 7, 2x (Last: 7/1/18 vs. Asheville)  
**WALKS:** 3 (7/25/17 @ Missoula)  
**HITS:** 8, 3x (Last: 9/3/17 vs. Orem)  
**RUNS:** 7 (9/9/17 @ Ogden)  
**HOME RUNS:** 2 (7/13/21 vs. ACL Cubs)  
**PITCHES THROWN:** 95 (8/28/17 @ Ogden)  
**SCORELESS STREAK:** 15.2 IP (5/3/19 to 6/4/19)

## 2019

- Split the season between Wilmington (A+) and Northwest Arkansas (AA), pitching in 39 games out of the bullpen for the Blue Rocks and Naturals with a combined 2.61 ERA (15 ER in 51.2 IP) and 55 strikeouts.
- Went 3-2 for the Blue Rocks with one save and a 1.83 ERA (8 ER in 39.1 IP) and 46 strikeouts, while allowing just one home run ... did not allow an earned run in 20 of 25 outings with Wilmington before his July 15 promotion.
- Made 14 relief appearances for the Naturals over the final month and a half of the season, with 11 scoreless outings.
- After a pair of rough outings in July, finished the season strong with a 2.57 ERA (2 ER in 7.0 IP) across his final eight games of the year in August, striking out nine.

## 2018

- Spent the entire season with Lexington (A), helping lead the Legends to the first of two straight South Atlantic League titles ... in 24 appearances (four starts), went 1-1 with a 2.98 EAR (21 ER in 63.1 IP), while recording two saves and striking out 69 batters.
- Recorded a 6.90 strikeout-to-walk ratio (69 K, 10 BB), the best among Royals farmhands with at least 60.0 innings pitched.
- Excelled in the month of May for Lexington, recording one save across six outings with a 1.15 ERA (2 ER in 15.2 IP) and 13 strikeouts.

## 2017

- Began his professional career in the Arizona Rookie League with

the Surprise Royals, making four appearances (two starts) before joining Idaho Falls (R) in the Pioneer League on 7/11 for the remainder of the season.

- Named a Pioneer League mid-season All-Star, with a 3.55 ERA at the All-Star break ... made nine starts for the Chukars, going 1-3 with a 5.49 ERA (2 ER in 41.0 IP), while striking out 34.

## COLLEGE (2014-2017)

- **2017:** Attended the University of Central Oklahoma (NCAA Div. II, Mid-America Intercollegiate Athletic Assoc.), where he led the Broncos to the postseason for the first time since 2006 ... made 16 starts, going 8-6 with a 4.39 ERA in 96.1 innings, with 92 strikeouts.
- **2016:** Attended the University of North Carolina Charlotte (NCAA D1, Conference USA), where he pitched in 23 games (four starts) for the 49ers, with a 5-2 record and 3.79 ERA across 61.2 innings, striking out 43 batters.
- **2014-15:** Attended Redlands Community College in El Reno, Oklahoma.

## MISCELLANEOUS

- Graduated from Lawton High School (OK), where he earned All-District, All-Area and All-State honors as a senior.
- Enjoys fishing and grew up a Texas Rangers fan.
- Spent the 2019/20 and 2020/21 off-seasons pitching for Indios de Mayaguez in the Puerto Rican Winter League ... across the two seasons, pitched in 22 G games out of the bullpen and went 2-1 with a 2.59 ERA (7 ER in 24.1 IP) and 1.27 WHIP while striking out 22.

YEAR	CLUB	W	L	ERA	G	GS	CG	SHO	SV	SVO	IP	H	R	ER	HR	HB	BB	SO	WHIP	AVG
2017	Surprise (R)	0	1	3.00	4	2	0	0	0	0	12.0	12	6	4	0	0	4	11	1.33	.250
	Idaho Falls (R)	1	3	5.49	9	9	0	0	0	0	41.0	52	33	25	2	4	15	34	1.63	.313
2018	Lexington (A) 🟡	1	1	2.98	24	4	0	0	2	2	63.1	68	28	21	5	3	10	69	1.23	.265
2019	Wilmington (A+) 🟡	3	2	1.83	25	0	0	0	1	3	39.1	39	14	8	1	3	7	46	1.17	.253
	NW Arkansas (AA)	0	2	5.11	14	0	0	0	0	2	12.1	21	9	7	1	0	6	9	2.19	.368
2020	Did not play (no minor league season)																			
2021	ACL Royals Blue (R)	0	0	4.70	5	3	0	0	0	0	7.2	6	5	4	2	0	2	7	1.04	.214
	Quad Cities (A+) 🟡	1	0	2.25	5	0	0	0	0	0	8.0	8	2	2	0	0	4	10	1.50	.276
	NW Arkansas (AA) 🟡	3	2	7.48	12	0	0	0	0	1	21.2	41	20	18	2	2	9	19	2.31	.406
MINOR LEAGUE TOTALS (4 SEASONS)		9	11	3.90	98	18	0	0	3	8	205.1	247	117	89	13	12	57	205	1.48	.294

ABOUT THE  
NATURALS

2022 NWA  
NATURALS

2021 SEASON  
IN REVIEW

CLUB  
HISTORY

NATURALS  
RECORDS

LEAGUE  
OPPONENTS

GENERAL  
INFORMATION







# CHRISTIAN CHAMBERLAIN


**BATS**  
L

**THROWS**  
L

**HEIGHT**  
5'10"

**WEIGHT**  
173 LBS

**OPENING DAY AGE**  
22

LEFT-HANDED PITCHER

BORN: July 20, 1999 in Grand Junction, Colorado 🇺🇸

RESIDES: Reno, Nevada

ACQUIRED: 4<sup>th</sup>-Round selection in the 2020 MLB Draft (105<sup>th</sup> OVERALL)

COLLEGE: Oregon State University (Corvallis, Oregon)

HIGH SCHOOL: Reno High School (Reno, Nevada)

PRO DEBUT: June 20, 2018 (Surprise): 2.2 IP, 0 R, 5 K vs. AZL Rangers

## 2021 SEASON

- Assigned to Quad Cities (A+) on 5/23 to begin his career in professional baseball and pitched two games out of the bullpen for the River Bandits, going 1-0 with a 4.91 ERA (2 ER in 3.2 IP) with just one walk and six strikeouts, before being placed on the 7-Day Injured List on 6/14, where he remained for the rest of the season.
- Did not allow a run across his first 3.2 pro innings, the only runs he allowed came on a pair of hits and a walk on 5/27 at Dayton (CIN) after getting all five outs that he'd record in the game ... after getting the final out of the fourth inning in that game, struck out the side in the fifth on 14 pitches.
- Picked up the win in his pro debut on 5/23 at Peoria, throwing 2.0 scoreless innings with a pair of strikeouts and just one hit allowed ... pitched the fifth and sixth inning of a 5-2 win over the Chiefs.

## CAREER HIGHS

**INNINGS:** 2.0 (5/23/21 @ Peoria)  
**STRIKEOUTS:** 4 (5/27/21 @ Dayton)  
**WALKS:** 1 (5/27/21 @ Dayton)  
**HITS:** 2 (5/27/21 @ Dayton)  
**RUNS:** 2 (5/27/21 @ Dayton)  
**HOME RUNS:** N/A  
**PITCHES THROWN:** 39, 2x (Last: 5/27/21 @ Dayton)  
**SCORELESS STREAK:** 3.2 IP (5/23/21 to 5/27/21)



## 2020

- Despite the 2020 MLB Draft being shortened from 40 rounds to five, Chamberlain still made the cut and was selected in the fourth round of the draft, as one of the Royals' six picks ... with his selection, Oregon State had at least one pitcher picked in every MLB Draft for 20 consecutive seasons.

## COLLEGE (2018-2020)

- Attended Oregon State University, where he pitched in 47 games (10 starts) for the Beavers (Pac-12) across three seasons, with an 8-5 record and 3.09 ERA (36 ER in 105.0 IP) and 140 strikeouts ... after predominately relieving for his first two seasons in Corvallis, transitioned to the rotation as a Junior in 2020 before the season was cut short due to the COVID-19 Pandemic.
- JUNIOR (2020):** Was the Friday Night starter for OSU after two seasons in the bullpen and went 2-1 with a 0.82 ERA (2 ER in 22.0 IP) and 34 strikeout (13.9 K/9) in four starts as a junior, including a career-high 12 strikeouts in 5.1 scoreless innings in a no-decision start on 2/21 vs. Mississippi State.
- SOPHOMORE (2019):** Appeared in 22 games (three starts), and went 3-4 with a 3.79 ERA, while striking out 53 in 40.1 innings ... pitched in 12 games conference games, with one start, and was 1-3 with a 3.66 ERA, striking out 23 in 19.2 innings.

- FRESHMAN (2018):** Went 3-0 with a 3.54 ERA in 20 appearances, (three starts) and struck out 49 in 40.2 innings ... as a freshman, matched a College World Series record on 6/26 in Game 1 of the College World Series Championship Series against Arkansas with 11 strikeouts in one relief outing, eight of which came on his curveball ... pitched the final 4.2 innings in a 4-1 loss to the Razorbacks.

## MISCELLANEOUS

- Full name is **Christian Lyle Chamberlain** ... resides in Reno, Nevada during the offseason.
- 2017:** Graduated from Reno High School (Nevada), where he was a three-year letterwinner and hit .485 with 24 extra-base hits and 20 stolen bases as a senior, while pitching to a 9-1 record with a 1.06 ERA and 130 strikeouts in 59.0 innings on the mound ... earned First-Team All-American honors as a senior by Collegiate Baseball, in addition to First-Team All-State and All-League honors.
- Lists his favorite athlete as Isaiah Thomas of the NBA's Charlotte Hornets and his favorite movie being *The Other Guys* with Will Ferrell and Mark Wahlberg.

YEAR	CLUB	W	L	ERA	G	GS	CG	SHO	SV	SVO	IP	H	R	ER	HR	HB	BB	SO	WHIP	AVG
2020																				
2021	Quad Cities (A+) 🏡	1	0	4.91	2	0	0	0	0	0	3.2	3	2	2	0	0	1	6	1.09	.214
MINOR LEAGUE TOTALS (1 SEASON)																				
		1	0	4.91	2	0	0	0	0	0	3.2	3	2	2	0	0	1	6	1.09	.214



# DARRYL COLLINS

@darealcollins



**BATS**  
L  
**THROWS**  
R  
**HEIGHT**  
6'2"  
**WEIGHT**  
185 LBS  
**OPENING DAY AGE**  
20

**BORN:** September 16, 2001 in Spijkenisse, Netherlands

**RESIDES:** Spijkenisse, Netherlands

**ACQUIRED:** August 26, 2018 – Signed as an International Free Agent

**PRO DEBUT:** June 18, 2019 (Surprise): 2-for-5, 2B vs. AZL Brewers Blue

## 2021 SEASON

- Spent the entire season in Columbia (A), slashing .246/.367/.338 (78-for-317) across 86 games for the Fireflies.
- Ranked among Columbia's offensive leaders in hits (78, 1st), runs batted in (54, 2nd), total bases (107, 3rd) and walks (52, 3rd).
- Made 75 starts (639.1 innings) in left field, while also serving as the designated hitter 11 times ... did not make an error in 110 chances, recording 109 putouts and one outfield assist.
- Best month offensively was May, where he slashed .310/.410/.394 (22-for-71) with three extra-base hits and 12 runs batted in.
- Hit a walk-off grand slam for the Fireflies in the 10th inning on 6/26 in a 6-2 win over the Myrtle Beach Pelicans.
- Recorded 19 multi-hit games, six multi-run games and 13 multi-RBI games.
- Reached base in 72 of the 86 games he played (83.7%), with hits in 52 games.
- Ended 2021 ranked by *Baseball America* as the No. 22 Royals prospect and MLB Pipeline's No. 21 prospect in the Royals system.

## CAREER HIGHS

**HITS:** 4 (5/19/21 @ Kannapolis)  
**RUNS:** 4 (7/8/21 vs. Charleston)  
**DOUBLES:** 1, 15x (Last: 9/14/21 vs. Kannapolis)  
**HOME RUNS:** 1, 5x (Last: 9/9/21 @ Augusta)  
**RUNS BATTED IN:** 4 (6/26/21 vs. Myrtle Beach)  
**WALKS:** 3, 2x (Last: 8/10/21 vs. Fayetteville)  
**STEALS:** 2, 2x (Last: 8/11/21 vs. Fayetteville)  
**HIT STREAK:** 14 Games (6/18/19 to 7/10/19)

## 2019

- After signing in August 2018, began his professional career in the Arizona Rookie League with Surprise (R), where he slashed .320/.401/.437 (58-for-181) with seven doubles, seven triples and 25 runs batted in.
- Led the AZL Royals in hits and triples, finished second on the team in total bases (79), batting average and OPS (.837) and third in runs batted in and on-base percentage.
- Seven triples ranked tied for third in the Arizona League, while 58 hits ranked tied for ninth.
- Played his last game of the season on 8/24, leaving early to represent the Netherlands at the Under 18 World Cup in Korea.

## DUTCH MAJOR LEAGUE (HONKBAL HOOFDKLASSE)

- Played the 2017, 2018 and 2020 seasons for the Curaçao Neptunus in the Honkbal Hoofdklasse, the highest level of professional baseball in the Netherlands ... has slashed .388/.481/.530 (52-for-134) across 46 games in his home country, with 13 extra-base hits and 26 runs batted in.
- He slashed hit .418/.510/.532 as a 15-year-old in 2017, his first year in the Honkbal Hoofdklasse.

## MISCELLANEOUS

- Enters 2022 ranked by *Baseball America* as the No. 33 Royals prospect and the No. 26 prospect in the system according to MLB Pipeline.
- Full name **Darryl James Collins** ... resides in Spijkenisse, Netherlands, during the offseason.

- Is the older brother of Royals farmhand Darnel, who the Royals signed on January 16, 2021 and played 37 games in the Arizona Complex League in 2021.
- One of only a handful, of affiliated baseball players, from the Netherlands ... only 11 players have reached the Major Leagues, most recently infielder Didi Gregorius in 2012 and most notably Hall of Fame pitcher Bert Blyleven ... currently, 11 players born in the Netherlands are playing in affiliated baseball, two of them being the Collins brothers and another being Gregorius ... in total, 60 active players have ties to the The Dutch Kingdom (the Netherlands, Aruba, Curaçao and Sint Maarten), including 34 born in Curaçao and 11 in Aruba.
- Collins' ability was first noticed, during his workouts in Rotterdam and while playing in the outfield in the Dutch Major League, by the Royals' manager of Arizona operations
- Has represented his country on multiple occasions, most recently at the 2019 WBSC U-18 Baseball World Cup in South Korea, where he was named to the All-World team ... across eight games, slashed .345/.759/.412 (10-for-29) with four doubles, two home runs and 12 runs batted in as the starting left fielder for the Dutch, who finished seventh in the 12-team field ... his 12 RBI ranked second in the entire tournament, just behind 14 of Robert Hassell III out of the United States.
- Won the 2018 U18 European Baseball Championship in Grosseto, Italy, as the Dutch defeated Spain 6-3 in the Championship Game.

YEAR	CLUB	AVG	G	AB	R	H	TB	2B	3B	HR	RBI	BB	IBB	SO	SB	CS	OBP	SLG	OPS
2019	Surprise (R)	.320	48	181	24	58	79	7	7	0	25	22	0	30	1	2	.401	.436	.837
2020	Did not play (no minor league season)																		
2021	Columbia (A)	.246	86	317	45	78	107	8	3	5	54	52	1	55	15	5	.367	.338	.705
MINOR LEAGUE TOTALS (2 SEASONS)		.273	134	498	69	136	186	15	10	5	79	74	1	85	16	7	.379	.373	.753

ABOUT THE  
NATURALS

2022 NWA  
NATURALS

2021 SEASON  
IN REVIEW

CLUB  
HISTORY

NATURALS  
RECORDS

LEAGUE  
OPPONENTS

GENERAL  
INFORMATION



# CHRISTIAN COSBY

Instagram: @christian\_cosby



## BATS

R

## THROWS

R

## HEIGHT

6'5"

## WEIGHT

215 LBS

## OPENING DAY AGE

25

**BORN:** December 21, 1996 in Placentia, California 🇺🇸

**RESIDES:** Placentia, California

**ACQUIRED:** 14<sup>th</sup>-Round selection in the 2018 MLB Draft (42<sup>ND</sup> OVERALL)

**COLLEGE:** Chapman University (Orange, California)

**HIGH SCHOOL:** El Dorado High School (Placentia, California)

**PRO DEBUT:** June 20, 2018 (Surprise): 2.2 IP, 0 R, 5 K vs. AZL Rangers

## 2021 SEASON

- Began the season with Columbia (A) and after pitching five games in May, was promoted to Quad Cities (A+) on 6/3, where he remained through the end of the season.
- Across 25 combined games (10 starts), went 5-4 with a 4.15 ERA (40 ER in 86.2 IP) while striking out 104 and walking just 23.
- Among Royals Minor League pitchers who threw at least 80.0 innings, ranked first with a 2.39 BB/9 and 4.52 K/BB, fifth with a 10.80 K/9 and 29.1% K% ... also ranked third among that group of pitchers in WHIP (1.17), fourth in BABIP (.299) and sixth in ERA.
- In five outings with Columbia, had one of the best months of his pro career, with a 2.45 ERA (4 ER in 14.2 IP) while striking out 23.
- After 10 of his first 11 appearances with the River Bandits came out of the bullpen, his last nine were all starts, in a stretch from 7/27 to 9/12 ... went 3-1 over those last nine outings, with a 4.54 ERA (20 ER in 39.2 IP) and 39 strikeouts ... had a 1.03 WHIP and .235 opponents' average in that timespan as well.
- Named the High-A Central Pitcher of the Week for the week of 9/5 after pitching 6.0 shutout innings and earning a win on 9/1 @ Cedar Rapids, only allowing 2 hits with no walks and six strikeouts.

## CAREER HIGHS

**INNINGS:** 6.0 (9/1/21 @ Cedar Rapids)  
**STRIKEOUTS:** 8 (6/15/21 vs. Wisconsin)  
**WALKS:** 4 (7/10/19 vs. Ogden)  
**HITS:** 10 (7/22/19 @ Missoula)  
**RUNS:** 9 (7/22/19 @ Missoula)  
**HOME RUNS:** 2 (8/13/19 @ Orem)  
**PITCHES THROWN:** 87 (9/7/21 vs. Peoria)  
**SCORELESS STREAK:** 10.2 IP (7/28/19 to 9/2/19)



## 2019

- Pitched in 11 games (1 start) for Idaho Falls (R), going 1-1 with a 4.75 ERA (19 ER in 36.0 IP) and 37 strikeouts.
- Did not allow a run in August, pitching in three games for the Chukars, with 9.0 scoreless frames, allowing 10 hits and two walks while striking out 13.
- Made his first professional start in his second outing of the season on 6/21 vs. Billings (CIN) and threw 5.0 innings of one-run baseball while surrendering five hits and two walks, striking out four ... was his longest outing of the year.
- Was a long relief specialist, with six relief appearances of 3.0 innings or more, including four 4.0-inning outings out of the bullpen.
- Pitched twice for Idaho Falls in their run to the Pioneer League Championship ... threw 5.0 scoreless innings of relief to finish Game 1 of the Division Series on 9/8, allowing two hits and striking out four in a 2-0 win at Billings ... took the loss on 9/13 vs. Ogden (LAD), allowed four runs (two earned) across 4.0 innings while striking out seven in Game 1 of the Championship Series.

## 2018

- Began his professional career in the Arizona Rookie League with Surprise (R), where he pitched in 13 games out of the bullpen and went 2-0 with two saves and a 3.43 ERA (16 ER in 39.1 IP), while striking out 42 with the AZL Royals.
- Did not allow a run in six of his 13 outings, including his last three, a 5.2-inning span from 8/9 to 8/25, where he saved two games.

## COLLEGE (2016-2018)

- Attended Chapman University (NCAA DIII, Southern California Intercollegiate Athletic Conference), where he played for three seasons as both a hitter and a pitcher ... across 35 games pitched (11 starts), went 9-3 with a 4.22 ERA (40 ER in 85.1 IP) and 74 strikeouts ... slashed .296/.349/.401 (48-for-162) across 74 games an outfielder for the Panthers.
- JUNIOR (2018):** After two seasons as a two-way player, converted to pitching full-time and went 8-3 with one save and a 2.91 ERA (21 ER in 65 IP), striking out 56 in 16 appearances (11 starts).
- SOPHOMORE (2017):** Hit .291 (41-for-141) with a .755 OPS, four home runs and 23 runs batted in over 40 games in his second season with the Division III Panthers ... pitched in 10 games with a 11.17 ERA (12 ER in 9.2 IP).
- FRESHMAN (2016):** Struck out seven across nine outings, did not record a decision with a 4.15 ERA (4 ER in 8.2 IP).
- Pitched for Duluth in the Summer Collegiate Northwoods League
- The 10th player and seventh pitcher in Chapman's DIII history to be drafted by an MLB organization.

## MISCELLANEOUS

- Graduated from El Dorado High School in 2015, where he was recognized as a Distinguished Scholar and a Collegiate Scholar Award recipient from 2013-15.

YEAR	CLUB	W	L	ERA	G	GS	CG	SHO	SV	SVO	IP	H	R	ER	HR	HB	BB	SO	WHIP	AVG
2018	Surprise (R)	2	0	3.43	13	0	0	0	2	4	39.1	37	17	15	0	2	14	42	1.30	.243
2019	Idaho Falls (R) 🟡	1	1	4.75	11	1	0	0	0	1	36.0	51	23	19	3	2	13	37	1.78	.323
2020	Did not play (no minor league season)																			
2021	Columbia (A)	1	1	2.45	5	0	0	0	0	0	14.2	12	4	4	2	0	6	23	1.23	.235
	Quad Cities (A+) 🟡	4	3	4.50	20	10	0	0	0	0	72.0	66	40	36	12	2	17	81	1.15	.238
Minor League Totals (3 Seasons)		8	5	4.11	49	11	0	0	2	5	162.0	166	84	74	17	6	50	183	1.33	.260



# AUSTIN COX

[@AustinJCox8](#) [@austincox8](#)

**BATS** L **THROWS** L

**HEIGHT** 6'4" **WEIGHT** 235 LBS

**OPENING DAY AGE** 24

**BORN:** March 28, 1997 in Macon, Georgia

**RESIDES:** Kansas City, Missouri

**ACQUIRED:** 5<sup>th</sup>-Round selection in the 2018 MLB Draft (152<sup>nd</sup> Overall)

**COLLEGE:** Mercer University (Macon, Georgia)

**HIGH SCHOOL:** First Presbyterian Day High School (Bibb County, Georgia)

**PRO DEBUT:** June 24, 2018 (Burlington) 3.0 IP, 1 R, 5 K vs. Bluefield



ABOUT THE  
NATURALS

2022 NWA  
NATURALS

2021 SEASON  
IN REVIEW

CLUB  
HISTORY

NATURALS  
RECORDS

LEAGUE  
OPPONENTS

GENERAL  
INFORMATION

## 2021 SEASON

- As a Non-Roster invitee to MLB Spring Training, pitched in three Cactus League games, with a 0.00 ERA (0 ER in 4.1 IP), two walks and six strikeouts.
- Joined Northwest Arkansas (AA) at the end of May and remained with the club through the end of the postseason, before a promotion to Omaha (AAA) for the Triple-A final stretch and the last week of their regular season.
- Appeared in 15 games (all starts) for the Naturals, going 4-1 with a 3.00 ERA (21 ER in 63.0 IP) and 56 strikeouts ... promoted to Omaha on 9/26, where he pitched in two games (1 start).
- Pitched the Naturals' first of three complete games of the season in the second game of a doubleheader on 8/4 in North Little Rock ... allowed one run on four hits across 7.0 innings with six strikeouts in a 5-1 win over the Travelers ... also the first of three Northwest Arkansas pitchers to throw more than 90 pitches in an outing (93) ... named the Double-A Central Pitcher of the week on Aug. 8 for his performance.
- Over 5 starts in July, went 3-0 with a 1.80 ERA (5 ER in 25.0 IP), 20 strikeouts ... opponents hit .211 off him in that span.
- Missed the first three weeks of the season with arm soreness, also missed a month in-season, not pitching between Aug. 11 and Sept. 10.
- Entered 2021 ranked by *Baseball America* as the No. 11 Royals prospect and MLB Pipeline's No. 10 prospect in the Royals system.

## AWARDS AND ACCOLADES

2019 Mid-Season All Star, South Atlantic League

## CAREER HIGHS

**INNINGS:** 8.0 (6/14/19 @ Columbia)  
**STRIKEOUTS:** 10 (7/23/19 vs. Potomac)  
**WALKS:** 5 (4/25/19 vs. Greenville)  
**HITS:** 9 (6/30/19 @ Frederick)  
**RUNS:** 5, 7x (Last: 10/2/21 @ Iowa)  
**HOME RUNS:** 3 (9/26/21 vs. Indianapolis)  
**PITCHES THROWN:** 119 (6/14/19 @ Columbia)  
**SCORELESS STREAK:** 15.2 IP (5/23/19 to 6/4/19)

## 2020

- Spent the season at the Alternate Training Site in Kansas City, Kansas ... participated in the Royals' postseason camp/instructional league at Kauffman Stadium in October.
- Entered the year ranked by *Baseball America* as the No. 9 Royals prospect and MLB Pipeline's No. 10 prospect in the Royals system.

## 2019

- Named a South Atlantic League mid-season All-Star, splitting the season between Lexington (A) and Wilmington (A+).
- His eight wins ranked fourth among Royals minor league arms, trailing Brady Singer (12), Jonathan Bowlan (11) and Kris Bubic (11).
- Went 5-0 with a 1.79 ERA (10 ER in 50.1 IP) over his last eight starts with the Legends.
- Tossed 6.1 innings of one-hit ball on May 28 at West Virginia, which earned him South Atlantic League Pitcher of the Week honors.
- Joined Wilmington on June 23, recorded a career-high 10 strikeouts and no walks over 7.0 innings on July 23 vs. Potomac, his sixth start with the Blue Rocks.
- Tossed 12.0 scoreless innings with 14 strikeouts (three walks) over two postseason starts, including 6.0 innings of one-hit ball in a Game 4 victory (2-0) in the Carolina League Championship Series.
- Entered 2019 ranked by *Baseball America* as the No. 16 Royals prospect and MLB Pipeline's No. 22 prospect in the Royals system.

## 2018

- Recorded 51 strikeouts in 33.1 innings (13.8 K/9), pitching at

Burlington (Rookie).

- Struck out a season-high nine batters over 3.2 innings in his second pro start, July 2 at Bluefield ... matched that total over 5.0 innings in his next outing, July 8 vs. Greenville.
- Collected his first victory on July 22, allowing one earned run on five hits over 4.0 innings, in a 9-2 triumph at Greenville.

## COLLEGE (2016-2018)

- Attended Mercer University (Georgia) and became the fifth-highest MLB Draft selection in program history (152<sup>nd</sup> overall pick, fifth round) ... school has produced 13 big leaguers since the program's inception in 1897, Mariners outfielder Kyle Lewis is the most recent.
- In 2018, Cox recorded the second-best strikeout rate among NCAA Division 1 pitchers (12.7 K/9) in 2018, posting 124 K's ... ranked 5<sup>th</sup> in the south Conference with seven victories during his junior campaign (2018), also leading the team in starts (17) ... had three starts with double-digit strikeouts, including a career-best 13 of them in 5.0 innings on February 23 vs. UNC-Asheville.

## MISCELLANEOUS

- Enters 2022 ranked by *Baseball America* as the No. 22 Royals prospect and the No. 19 prospect in the system according to MLB Pipeline.
- Currently resides in Kansas City, Missouri, during the offseason.
- 2015: Graduated from First Presbyterian Day School (Georgia), the same school as Royals pitcher Richard Lovelady ... pitched to a 2.19 ERA during his prep career and served as captain of the football team.

YEAR	CLUB	W	L	ERA	G	GS	CG	SHO	SV	SVO	IP	H	R	ER	HR	HB	BB	SO	WHIP	AVG
2018	Burlington (R)	1	1	3.78	9	9	0	0	0	0	33.1	29	19	14	1	1	15	51	1.32	.228
2019	Lexington (A)	5	3	2.75	13	13	0	0	0	0	75.1	59	30	23	5	1	22	77	1.08	.206
	Wilmington (A+)	3	3	2.77	11	10	0	0	0	0	55.1	53	19	17	6	1	16	52	1.25	.260
2020	Did not play (no minor league season)																			
2021	NW Arkansas (AA)	4	1	3.00	15	15	1	0	0	0	63.0	54	23	21	8	0	25	56	1.25	.232
	Omaha (AAA)	0	0	18.00	2	1	0	0	0	0	5.0	9	10	10	3	2	5	4	2.80	.375
MINOR LEAGUE TOTALS (3 SEASONS)		13	8	3.30	50	48	1	0	0	0	232.0	204	101	85	23	5	83	240	1.24	.233



CATCHER



# TYLER CROPLEY

[@TylerCropley](#) [@tylercropley5](#)

**BATS** R **THROWS** R

**HEIGHT** 5'11" **WEIGHT** 185 LBS

**OPENING DAY AGE** 26

**BORN:** December 10, 1995 in Sioux City, Iowa 🇺🇸

**RESIDES:** Cedar Rapids, Iowa

**ACQUIRED:** October 8, 2020 – Signed as a Minor League Free Agent

**DRAFTED:** Washington's 8<sup>th</sup>-Round pick in the 2018 MLB Draft (251<sup>st</sup> OVERALL)

**COLLEGE:** Iowa Western Community College (Council Bluffs, Iowa)

**COLLEGE:** University of Iowa (Iowa City, Iowa)

**HIGH SCHOOL:** Bishop Heelan Catholic High School (Sioux City, Iowa)

**PRO DEBUT:** June 24, 2018 (GCL Nationals): 1-for-3 vs. GCL Cardinals



## 2021 SEASON

- Spent the entire season with Northwest Arkansas (AA), beginning as the backup to MJ Melendez in May and serving as the team's third catcher for the last four months of the season.
- Across 26 games (19 starts), slashed .194/.325/.313 (13-for-67) with two home runs and six runs batted in.
- 6 of his 13 hits came in the month of July, where he hit .261 (6-for-23) in 10 games, with a double and three walks.
- Homered twice for the Naturals, on 5/23 @ Springfield and 8/7 @ Arkansas.
- Caught 5 of 12 would-be base stealers (42.0% CS).
- Did not make an error in 161 chances (138.0 innings) behind the plate, across 21 games (14 starts).

## CAREER HIGHS

**HITS:** 2, 11x (Last: 7/16/21 vs. Arkansas)  
**RUNS:** 2, 5x (Last: 7/16/21 vs. Arkansas)  
**DOUBLES:** 2 (5/10/19 vs. Lakewood)  
**HOME RUNS:** 1, 4x (Last: 8/7/21 @ Arkansas)  
**RUNS BATTED IN:** 3, 2x (Last: 5/23/21 @ Springfield)  
**WALKS:** 2, 5x (Last: 5/16/21 vs. Tulsa)  
**STEALS:** 1, 2x (Last: 5/3/19 @ Augusta)  
**HIT STREAK:** 5 Games, 2x (Last: 5/3/19 to 5/21/19)



## 2020

- Released by the Washington Nationals on May 27
- Signed with Kansas City on October 8

## 2019

- Limited to 41 games with the Hagerstown Suns (A) and spent time on the injured list.
- Did not see his first game action until April 29, went on to slash .187/.294/.276 (23-for-123) with two home runs and eight runs batted in...

## 2018

- Selected by Washington in the eighth round of the First Year Player Draft, 251<sup>st</sup> overall ... the first Hawkeye catcher drafted in top eight rounds since 1972.
- Slashed .310/.453/.357 across 14 games between the GCL Nationals (R) and Auburn (A-) in his professional debut, also driving in nine runs.

## COLLEGE (2015-2018)

- Transferred to the University of Iowa for his final two seasons of

college ... was a semifinalist for the Johnny Bench Award as a senior in 2018 and was a first-team All-Big Ten selection after leading the Hawkeyes in batting average (.342) with 29 extra-base hits and 50 RBI in 53 games, tied for the conference lead with 20 doubles ... Second team All-American by Collegiate Baseball ... Midwest ABCA/Rawlings Second-Team All-Region honoree ... threw out a Big 10-most 19 would-be base runners as a junior.

- Attended Iowa Western CC in 2015 and 2016, where he led the team to a 106-22 record over two seasons, winning back-to-back conference titles and finished fourth at the NJCAA World Series in 2016.

## MISCELLANEOUS

- Resides in Cedar Rapids, Iowa during the offseason.
- Was teammates at Iowa with Royals pitching prospect C.J. Eder, who he worked out with during the shutdown in 2020, which led to Cropley getting signed by the Royals.
- When he was 11, played summer travel ball in Iowa for the Siouxland Stars Baseball with fellow Royals minor leaguer Daniel Tillo (left-handed pitcher).

YEAR	CLUB	AVG	G	AB	R	H	TB	2B	3B	HR	RBI	BB	IBB	SO	SB	CS	OBP	SLG	OPS
2018	GCL Nationals (R)	.367	10	30	3	11	12	1	0	0	8	8	0	2	1	0	.513	.400	.913
	Auburn (A-)	.167	4	12	3	2	3	1	0	0	1	1	0	1	0	0	.286	.250	.536
2019	Hagerstown (A)	.187	41	123	14	23	34	5	0	2	8	12	0	32	1	2	.294	.276	.570
2020	Did not play (no minor league season)																		
2021	NW Arkansas (AA) 🟡	.194	26	67	8	13	21	2	0	2	6	8	0	15	0	0	.325	.313	.638
MINOR LEAGUE TOTALS (3 SEASONS)		.211	81	232	28	49	70	9	0	4	23	29	0	50	2	2	.333	.302	.635





# JOSE CUAS

[@Jcuas28](#) [@josecuas28](#)



**BATS** R  
**THROWS** R

**HEIGHT** 6'3"  
**WEIGHT** 195 LBS

**OPENING DAY AGE** 27

**BORN:** June 28, 1994 in Santo Domingo, Dominican Republic  
**RESIDES:** Brooklyn, New York  
**ACQUIRED:** June 17, 2021 – Signed as a Minor League Free Agent  
**DRAFTED:** Milwaukee's 40<sup>th</sup>-Round pick in the 2015 MLB Draft (331<sup>st</sup> OVERALL)  
**DRAFTED:** Toronto's 11<sup>th</sup>-Round pick in the 2012 MLB Draft (1225<sup>th</sup> OVERALL)  
**COLLEGE:** University of Maryland (College Park, Maryland)  
**HIGH SCHOOL:** Grand Street Campus High School (Brooklyn, New York)  
**PRO DEBUT:** June 18, 2015 (Helena): 2-for-5, 2B vs. Missoula

RIGHT-HANDED PITCHER



## 2021 SEASON

- Began the season with the Atlantic League's Long Island Ducks, where he appeared in five games and threw 11.0 scoreless innings before signing a minor league contract with Kansas City on 6/17.
- Pitched in two games with the ACL Royals Blue (R) before being promoted to NW Arkansas (AA) on 7/10, where he went 3-1 in 22 appearances with a 1.95 ERA (7 ER in 32.1 IP) and 32 strikeouts with just seven walks ... promoted to Omaha (AAA) on 9/26 to finish the season, where he threw 5.0 shutout innings over three games with four strikeouts and one walk.
- Pitched in all three Double-A Central Championship games, recording one save across 3.1 innings and the final out of Game 3 on 9/24 to clinch the title.
- Stranded 10 of 14 inherited runners with the Naturals (71.4%), while 13 of 25 complete innings (52.0%) were 1-2-3 frames in regular season, the best rate of any reliever (min. 10.0 IP) ... did not allowed an earned run in 17 of 24 games with NW Arkansas, including 16 of his last 19 regular season outings ... held opponents scoreless for a 10-game, 13.1 inning stretch from 8/20 to 9/17, while striking out 12.

## CAREER HIGHS

**INNINGS:** 4.0 (8/2/19 @ Peoria)  
**STRIKEOUTS:** 6, 2x (Last: 8/20/21 @ Tulsa)  
**WALKS:** 4 (8/2/19 @ Peoria)  
**HITS:** 7 (6/24/18 @ Cedar Rapids)  
**RUNS:** 7 (6/24/18 @ Cedar Rapids)  
**HOME RUNS:** 2 (5/30/18 @ Cedar Rapids)  
**PITCHES THROWN:** 56 (6/24/18 @ Cedar Rapids)  
**SCORELESS STREAK:** 13.1 IP, 2x (Last: 8/20/21 to 9/17/21)



## 2020

- Released by the Arizona Diamondbacks on 5/22.

## 2019

- Began the year in his second season with the Atlantic League's Long Island Ducks, signed by the Arizona Diamondbacks on 5/25 ... pitched in 13 games out of the bullpen for the Ducks, pitched to a 0.71 ERA (1 ER in 12.2 IP) with 4 walks and 16 strikeouts.
- In the Diamondbacks system, split time between Hillsboro (A-), Kane County (A) and Visalia (A+) ... between the three levels, pitched in 26 games out of the bullpen, went 6-3 with a 1.60 ERA (8 ER in 45.0 IP) with 13 walks and 35 strikeouts.
- Assigned to Kane County on 7/4 after not allowing a run in seven appearances with Hillsboro ... didn't allow a run in 9 of 14 appearances with Kane County Cougars ... assigned to Visalia on 8/18 and helped the club capture its first California League title since 1978.

## 2018

- Switched from hitting to pitching and pitched in 13 games for the Wisconsin (A), but was released on 7/10 ... went 2-0 with a 8.38 ERA (18 ER in 19.1 IP) with 10 walks and 19 strikeouts.
- After being released by Milwaukee, signed with Long Island in the independent Atlantic League ... pitched in 22 games out of the bullpen for the Ducks, going 2-1 with a 2.38 ERA (6 ER in 22.2 IP) with 13 walks and 17 strikeouts.

## 2017

- Split the season between Wisconsin (A) and Carolina (A+) ... in 94 games, hit .187/.277/.321 (56-for-299) with 13 doubles, 6 triples, 5 homers and 28 runs batted in.

## 2016

- Spent the season with Brevard County (A+) in the Florida State League ... in 120 games, hit .170/.263/.240 (66-for-388) with 13 doubles, four homers and 27 runs batted in.

## 2015

- Drafted by Milwaukee as an infielder and began his pro career with Helena (R) in the Pioneer League ... in 68 games, slashed .260/.319/.430 (67-for-258) with seven homers and 40 runs batted in.

## COLLEGE (2013-2015)

- Attended the University of Maryland, helping the Terrapins reach the Super Regionals in 2014 and 2015 as a three-year starting infielder ... led the team in home runs (5) as a sophomore, finished tied for 10th in the ACC with 42 RBI ... made 45 appearances with 37 starts playing at second, third and shortstop as a freshman.

## MISCELLANEOUS

- Attended At Grand Street Campus High School, where he was a four-year letterwinner ... helped the Wolves win the 2012 city championship, their first ever and was a 2012 all-city selection.

YEAR	CLUB	W	L	ERA	G	GS	CG	SHO	SV	SVO	IP	H	R	ER	HR	HB	BB	SO	WHIP	AVG
2018	Wisconsin (A)	2	0	8.38	13	0	0	0	0	0	19.1	26	18	18	3	4	10	19	1.86	.333
	Long Island (IND-ALPB)	2	1	2.38	22	0	0	0	0	0	22.2	16	6	6	1	0	13	17	1.28	.203
2019	Long Island (IND-ALPB)	0	0	0.71	10	0	0	0	1	1	12.2	5	1	1	0	2	4	16	0.71	.125
	Hillsboro (A-)	2	0	0.00	7	0	0	0	3	3	9.1	1	0	0	0	1	2	6	0.32	.037
	Kane County (A)	3	2	1.64	14	0	0	0	7	10	22.0	14	6	4	1	2	9	18	1.05	.182
	Visalia (A+)	1	1	2.63	5	0	0	0	0	1	13.2	15	4	4	1	0	2	11	1.24	.288
2020	Did not play (no minor league season)																			
2021	Long Island (IND-ALPB)	2	0	0.00	5	0	0	0	0	0	11.0	7	0	0	0	1	3	13	0.91	.171
	ACL Royals Blue (R)	1	0	0.00	2	0	0	0	0	0	4.1	0	0	0	0	0	0	8	0.00	.000
	NW Arkansas (AA)	3	1	1.95	22	0	0	0	3	3	32.1	31	11	7	1	2	7	32	1.18	.252
	Omaha (AAA)	1	0	0.00	3	0	0	0	0	0	5.0	2	0	0	0	1	1	4	0.60	.125
MINOR LEAGUE TOTALS (3 SEASONS)		13	4	2.80	66	0	0	0	13	17	106.0	89	39	33	6	10	31	98	1.13	.231
INDY LEAGUE TOTALS (3 SEASONS)		4	1	1.36	37	0	0	0	1	1	46.1	28	7	7	1	3	20	46	1.04	.175

ABOUT THE  
NATURALS

2022 NWA  
NATURALS

2021 SEASON  
IN REVIEW

CLUB  
HISTORY

NATURALS  
RECORDS

LEAGUE  
OPPONENTS

GENERAL  
INFORMATION





Jeffrey

# YEFRI DEL ROSARIO

@del\_rosario0923

**BATS**  
R**THROWS**  
R**HEIGHT**  
6'2"**WEIGHT**  
180 LBS**OPENING DAY AGE**  
22**BORN:** September 23, 1999 in Miches, Dominican Republic **RESIDES:** Miches, Dominican Republic**ACQUIRED:** December 5, 2017 – Signed as a Minor League Free Agent**SIGNED:** July 29, 2016 – Signed by Atlanta an International Free Agent**PRO DEBUT:** June 3, 2017 (DSL Braves) 3.0 IP, 0 R, 3 K vs. DSL Astros

## 2021 SEASON

- Spent the entire season with Northwest Arkansas, pitching in 26 games (11 starts) and going 2-4 with a 5.99 ERA (47 ER in 70.2 IP).
- Ranked third on the Nationals pitching staff in strikeouts (78) and innings pitched (70.2), and fifth in both games pitched and games started.
- Began the season with 9 straight relief outings, usually piggybacking someone to build up his workload after missing out on game action in 2019 and 2020.
- Made his first start of the season on June 19 in San Antonio and started 11 of his last 18 games, including Game 2 of the Double-A Central Championship Series, gradually increasing his workload with a season-high 74 pitches on 9/16 vs. Springfield and 5.0 innings on 9/10 at Wichita.
- After retiring his last seven batters faced on 8/22 in Tulsa, retired first five in a row on 8/28 for 12 consecutively retired hitters, the third-longest stretch for a Nationals pitcher across multiple games in 2021.
- Earned a no-decision in Game 2 of the Double-A Central Championship series on September 22 at home against Wichita ... allowed just one run on seven hit across 4.0 innings while walking two and striking out one.
- Entered the season ranked by *Baseball America* as the No. 27 Royals prospect and the No. 30 prospect in the Royals system according to MLB Pipeline.

## CAREER HIGHS

**INNINGS:** 7.0 (8/30/18 vs. Augusta)  
**STRIKEOUTS:** 9 (8/30/18 vs. Augusta)  
**WALKS:** 5, 2x (Last: 8/1/21 vs. Wichita)  
**HITS:** 8 (6/22/18 vs. Charleston)  
**RUNS:** 8 (6/22/18 vs. Charleston)  
**HOME RUNS:** 3 (6/22/18 vs. Charleston)  
**PITCHES THROWN:** 95 (6/22/18 vs. Asheville)  
**SCORELESS STREAK:** 15.2 IP (8/18/18 to 8/30/18)



## 2020

- Entered the year ranked by *Baseball America* as the No. 20 Royals prospect and the No. 22 prospect in the Royals system according to MLB Pipeline.
- Joined the Royals' fall instructional league at Kauffman Stadium in 2020.

## 2019

- Entered the season as the Royals No. 23 prospect according to MLB Pipeline, but did not pitch due to injury ... had a nerve issue in his right bicep, only treatment was rest ... was able to return during the fall to throw in simulated games.

## 2018

- Made his debut in the Royals' organization in June and posted a 3.19 ERA with Lexington ... would have ranked ninth in the South Atlantic League if he had enough innings to qualify.
- Went 6-0 in his last seven starts with a 1.10 ERA (5 ER in 41.0 IP) and .184 opponents' average, and named Lexington's Pitcher of the Month for August.

- Did not allow a run in 14.0 innings, from August 13th to 25th, spanning parts of three starts.
- Ended his first season with the Royals by pitching six scoreless innings with just one hit allowed and seven strikeouts in a Legends playoff start on September 10 against the Lakewood BlueClaws.

## 2017

- Posted a 3.62 ERA in 37.1 innings between the DSL & GCL Braves.
- Was one of 13 Atlanta prospects granted free agency (on November 21, 2017) after a Major League Baseball investigation determined the Braves circumvented the international signing guidelines for three straight signing periods ... many of them were a part of the 2016 class considered by many to be that year's top international signing class.

## MISCELLANEOUS

- Currently resides in Miches, Dominican Republic.
- Saw action in three games for the Gigantes del Cibao in the 2020/21 Dominican Winter League season ... pitched to a 6.75 ERA (2 ER in 2.2 IP) with 0 walks and 1 strikeout.

YEAR	CLUB	W	L	ERA	G	GS	CG	SHO	SV	SVO	IP	H	R	ER	HR	HB	BB	SO	WHIP	AVG
2017	DSL Braves (R)	0	0	1.80	2	2	0	0	0	0	5.0	1	2	1	0	0	4	7	1.00	.067
	GCL Braves (R)	1	1	3.90	11	6	0	0	0	0	32.1	37	20	14	1	2	10	29	1.45	.285
2018	Lexington (A)	6	5	3.19	15	15	0	0	0	0	79.0	69	36	28	10	2	29	72	1.24	.227
2019	Did not play (injured)																			
2020	Did not play (no minor league season)																			
2021	NW Arkansas (AA)	2	4	5.99	26	11	0	0	0	0	70.2	79	51	47	12	6	35	78	1.61	.280
MINOR LEAGUE TOTALS (3 SEASONS)		9	10	4.33	54	34	0	0	0	0	187.0	186	109	90	23	10	78	186	1.41	.254



RIGHT-HANDED PITCHER



# JONAH DIPOTO

@jonahdipoto @jonahdipoto



BATS R  
THROWS R

HEIGHT 6'1"  
WEIGHT 225 LBS

OPENING DAY AGE 25

BORN: September 3, 1996 in Queens, New York

RESIDES: San Diego, California

ACQUIRED: 35<sup>th</sup>-Round selection in the 2019 MLB Draft (1039<sup>TH</sup> OVERALL)

DRAFTED: Los Angeles' (AL) 38<sup>th</sup>-Round pick in the 2015 MLB Draft (1155<sup>TH</sup> OVERALL)

COLLEGE: University of California, San Diego (La Jolla, California)

HIGH SCHOOL: Newport Harbor High School (Newport Beach, California)

PRO DEBUT: June 25, 2019 (Surprise): 1.0 IP, 3 R, 1 K vs. AZL Padres 1

## 2021 SEASON

- Assigned to Quad Cities (A+) out of camp and pitched 22 games for the River Bandits ... placed on the 7-Day Injured List on 8/10, transferred to the 60-Day IL on 8/12 and did not pitch for the remainder of the season.
- In his 22 games out of the bullpen with the River Bandits, went 1-0 with eight saves (in 10 chances) and a 3.19 ERA (11 ER in 31.0 IP) and 39 strikeouts.
- Eight saves ranked tied second in the Royals' system (with Tyler Zuber, one behind Josh Dye's eight).
- Did not allow a run across his first seven outings (11.0 innings) of the season, ending May with a 1-0 record and 0.75 ERA (1 ER in 12.0 IP).
- 15 of his 22 outings were scoreless appearances, only allowing more than one run three times.
- Struck out a career-best six batters across 3.0 scoreless innings on 5/16 vs. Cedar Rapids, as he pitched the final three innings of the game and earned the win in a 3-2 victory over theernels .. while he walked one, he did not allow a hit.

## CAREER HIGHS

INNINGS: 3.0, 4x (Last: 5/16/21 vs. Cedar Rapids)  
STRIKEOUTS: 6 (5/16/21 vs. Cedar Rapids)  
WALKS: 4 (7/30/21 vs. South Bend)  
HITS: 4 (6/25/19 @ AZL Padres 1)  
RUNS: 3, 4x (Last: 7/30/21 vs. South Bend)  
HOME RUNS: 1 (6/26/21 @ Beloit)  
PITCHES THROWN: 44, 2x (Last: 5/16/21 vs. Cedar Rapids)  
SCORELESS STREAK: 22.2 IP (7/8/19 to 8/21/19)

## 2019

- In his first professional season, pitched in one game for Surprise (R) and allowed three runs in one inning, before being assigned to Burlington (R) on 7/5, where he stayed for the rest of the regular season ... added to the postseason roster for Idaho Falls (R).
- Across 16 games with the B-Royals, he went 1-2 with four saves (in five chances), with an incredible 0.94 ERA (3 ER in 28.2 IP), while also racking up 34 strikeouts on only 11 hits of the 112 batters faced.
- 13 of his 16 outings with Burlington were scoreless ... did not allow a run in a 22.2 inning stretch from 7/8 to 8/21 ... across 11 consecutive outings in the middle of that scoreless streak, allowed just four hits and four walks, while striking out 28.
- Struck out a season-high five batters on 7/10 at Elizabethton (MIN), retiring all six batters he faced/
- Continued his dominance into the postseason, pitching twice for Burlington in the Appy League playoffs, throwing 5.0 scoreless innings with 5.0 strikeouts against Pulaski (NYY) and Johnson City (STL), but the Royals fell in the Championship Series to Johnson City.
- After the Appalachian League season ended, was assigned to Idaho Falls on 9/6 and made three appearances for the Chukars, en route to the Pioneer League Championship ... threw 5.0 scoreless innings with one hit, one walk and four strikeouts ... pitched the final 2.0 innings of the championship-clinching 10-8 win at Ogden on 9/15, earning the save and on the mound for the final out.

## COLLEGE (2016-2019)

- Attended UC San Diego, where he pitched in 70 games (19 starts) across four seasons, going 11-12 with five saves and a 4.80 ERA (87 ER in 163.0 IP), while striking out 115 batters for the Tritons (Big West Conference).

- SENIOR (2019):** Moved back to the bullpen after mostly starting in 2018 and pitched in 19 games (one start), going 3-2 with a 4.17 ERA (17 ER in 36.2 IP) ... earned a winning decision in relief in his season debut in UCSD's home opener vs. Concordia Irvine on 2/3.
- JUNIOR (2018):** Substantially increased his workload as a junior, moving from the bullpen into the Tritons' starting rotation ... went 5-4 across 15 games (14 starts) with a 5.29 ERA (38 ER in 64.2 IP).
- SOPHOMORE (2017):** Produced his best season on campus, making a team-high 23 appearances and tied for the team lead with three saves ... posted a 3.74 ERA with 26 strikeouts.
- FRESHMAN (2016):** Made 13 appearances (four starts) and went 2-3 with a 5.79 ERA (18 ER in 28.0 IP) ... drew the start in the California Collegiate Athletic Association Championship opener vs. Cal State Monterey Bay on 5/11.

## MISCELLANEOUS

- Full name is **Jonah Seaver Dipoto** ... resides in San Diego, California during the offseason.
- 2015:** Graduated from Newport Harbor High School (Calif.), where he was a Perfect Game preseason All-America honorable mention as a senior ... selected by the Angels in the 38th round of the 2015 First-Year Player Draft, but did not sign, though his father was the Angels' GM at the time.
- Father Jerry Dipoto is currently the General Manager of the Seattle Mariners, a position he has held since 2015 ... prior to that, he was the Los Angeles Angels GM from 2011-2015 and the Arizona Diamondbacks in 2010 ... Jerry pitched for Cleveland, New York (NL) and Colorado across an eight-year MLB career, going 27-24 with 49 saves and a 4.05 career ERA (223 ER in 495.1 IP and 352 strikeouts ... originally a 3rd round draft pick by Cleveland in the 1989 MLB Draft from Virginia Commonwealth University.
- Born in Queens, N.Y. in 1996 while his dad was pitching for the Mets.

YEAR	CLUB	W	L	ERA	G	GS	CG	SHO	SV	SVO	IP	H	R	ER	HR	HB	BB	SO	WHIP	AVG
2019	Surprise (R)	0	0	27.00	1	0	0	0	0	0	1.0	4	3	3	0	0	0	1	4.00	.571
	Burlington (R)	1	2	0.94	16	0	0	0	4	5	28.2	11	6	3	0	3	11	34	0.77	.112
2020																				
2021	Quad Cities (A+)	1	0	3.19	22	0	0	0	8	10	31.0	18	12	11	1	2	23	39	1.32	.159
	MINOR LEAGUE TOTALS (2 SEASONS)	2	2	2.52	39	0	0	0	12	15	60.2	33	21	17	1	5	34	74	1.10	.151

ABOUT THE  
NATURALS

2022 NWA  
NATURALS

2021 SEASON  
IN REVIEW

CLUB  
HISTORY

NATURALS  
RECORDS

LEAGUE  
OPPONENTS

GENERAL  
INFORMATION



35



INFIELDER

CLAY  
DUNGAN

[@Cdungan\\_6](#) [@cundngan\\_6](#)

BATS  
RTHROWS  
RHEIGHT  
6'1"WEIGHT  
190 LBSOPENING DAY AGE  
25

BORN: June 2, 1996 in Muncie, Indiana

RESIDES: Alexandria, Indiana

ACQUIRED: 9<sup>th</sup>-Round selection in the 2019 MLB Draft (269<sup>th</sup> OVERALL)

COLLEGE: Indiana State University (Terre Haute, Indiana)

HIGH SCHOOL: Yorktown High School (Yorktown, Indiana)

PRO DEBUT: June 18, 2019 (Idaho Falls) 1-for-3 vs. Missoula



## 2021 SEASON

- As a Non-Roster invitee to Big League Spring Training, appeared in 14 Cactus League games, hitting .182 (2-for-14) with one double and two runs scored.
- Spent the entire season with Northwest Arkansas (AA), playing in 108 of the team's 119 regular season games, 104 of those as the leadoff hitter.
- Slashed .288/.357/.405 (128-for-444) for the Naturals, leading the Double-A Central in hits with 10 more than the next-closest player ... ranked sixth among qualified hitters in batting average, while tied second in the league in runs scored (74), sixth in steals (28) and tied eighth in total bases (180) ... his 444 at-bats were the second-most in the league, four behind Logan Davidson of Midland.
- Led the Naturals in games played, at-bats, runs scored and hits.
- Saw the most time at second base (70 starts, 595.1 innings) as the double-play partner for Bobby Witt Jr. in the first half of the season, but also spent time at his natural position of shortstop (32 starts, 288.2 innings) and at third base (2 starts, 16.0 innings).
- Recorded a .992 fielding percentage at second base, only making two errors in 256 chances.
- Led off the game with a hit 32 times, including 10 of his last 19 regular season games ... slashed .274/.349/.429 (48-for-175) when leading off innings with 10 doubles, 1 triple, 5 home runs 16 walks ... led the team with four leadoff home runs, on May 12 vs. Tulsa, June 16 @ San Antonio, July 18 vs. Arkansas and July 24 @ Tulsa.
- His 37 multi-hit games and 21 multi-run games lead all Naturals hitters, while 15 multi-RBI ranked second behind MJ Melendez' 18.
- Stole 28 bases in 39 attempts, including a pair of three-steal games on May 19 @ Springfield and August 8 @ Arkansas.
- Had even splits against LHP and RHP, batting .290 (97-for-335) against righties, while hitting .284 (31-for-109) against left-handers.

## 2020

- Participated in the club's postseason camp at Kauffman Stadium.
- Rated by *Baseball America* as having the Best Strike-Zone Discipline in the Royals system.

## 2019

- Spent his first professional season with Idaho Falls (Rookie) ... started 43 games at shortstop and 19 games at second base.
- Named a Pioneer League mid-season and post-season All-Star, as well as an MiLB.com Organization All-Star ... led off and played second base in the annual Pioneer League-Northwest League All-Star Game.
- Led the Pioneer League in hits (91) and ranked second in average (.357) and doubles (19), fourth in on-base percentage (.427) and total bases (126) and tied for fifth in triples.
- Slashed .429/.528/.607 (24-for-56) with three doubles, two triples and a homer vs. left-handed pitching ... also batted .420 (29-for-69) with runners in scoring position.
- Went 6-for-6 with a pair of doubles, two RBI and two runs scored in his fifth professional game vs. Billings on June 23.
- Had a 15-game hitting streak from July 20 to August 3, in which he batted .431 (25-for-58) with three doubles, a triple and 13 runs

scored ... also ended the regular season on a 13-game hitting streak (August 22 - September 6).

- Hit a go-ahead, three-run homer in the seventh inning on a decisive Game 3 of the Pioneer League semifinals vs. Billings.

## COLLEGE (2016-2019)

- Attended Indiana State University, where he hit .305 with 10 doubles, three triples and nine homers in 61 games as a senior (2019) ... led the Sycamores to their first NCAA Tournament win since 1995.
- Teammates at Indiana State in 2018 and 2019 with fellow Royals infield prospect Jake Means, who Clay shared the left side of the infield with for those two seasons while a member of the Sycamores.

## MISCELLANEOUS

- Enters 2022 ranked by *Baseball America* as the No. 32 Royals prospect.
- Full name is **Anthony Clay Dungan** ... resides in Alexandria, Indiana during the offseason.
- Graduated from Yorktown High School (Indiana) in 2015 ... lettered four years in baseball and two years in football.
- Dad (Tony) is the influential person in his life when it comes to baseball ... grew up a Reds fan, liked Brandon Phillips and Ken Griffey Jr.

YEAR	CLUB	AVG	G	AB	R	H	TB	2B	3B	HR	RBI	BB	IBB	SO	SB	CS	OBP	SLG	OPS
2019	Idaho Falls (R)	.357	65	255	57	91	126	19	5	2	38	28	0	32	9	1	.427	.494	.921
2020	Did not play (no minor league season)																		
2021	NW Arkansas (AA)	.288	108	444	74	128	180	17	4	9	56	40	0	73	28	11	.357	.405	.762
MINOR LEAGUE TOTALS (2 SEASONS)		.313	173	699	131	219	306	36	9	11	94	68	0	105	37	12	.383	.438	.820



# JOSH DYE

[@Josh\\_Dye\\_09](#) [@josh\\_dye\\_09](#)

**BATS** L **THROWS** L

**HEIGHT** 6'5" **WEIGHT** 185 LBS

**OPENING DAY AGE** 25

**BORN:** September 14, 1996 in DeLand, Florida 🇺🇸

**RESIDES:** Fort Myers, Florida

**ACQUIRED:** 23<sup>rd</sup>-Round selection in the 2018 MLB Draft (69<sup>th</sup> OVERALL)

**COLLEGE:** Florida Gulf Coast University (Fort Myers, Florida)

**HIGH SCHOOL:** DeLand High School (DeLand, Florida)

**PRO DEBUT:** June 21, 2018 (Burlington) 2.0 IP, 3 R, 2 K vs. Elizabethton



ABOUT THE  
NATURALS

2022 NWA  
NATURALS

2021 SEASON  
IN REVIEW

CLUB  
HISTORY

NATURALS  
RECORDS

LEAGUE  
OPPONENTS

GENERAL  
INFORMATION

## 2021 SEASON

- Broke camp with Northwest Arkansas (AA) and remained with the club through the end of the Double-A Central Championship series run ... across a team-high 38 relief appearances, went 4-2 and pitched to a 2.52 ERA (17 ER in 60.2 IP) and 3.78 SO/BB ratio (68/18) at Double-A.
- Led all Royals minor leaguers with nine saves in 2021, all of which he earned with the Naturals before being promoted for two games at Omaha (AAA) to finish the year.
- Among Double-A Central pitchers, ranked tied for fifth in games pitched and tied for fourth in saves.
- Went a perfect 9-for-9 in save opportunities ... seven of his first nine saves came across the first two months of the season and his first 18 games ... after his seventh save on 6/30, did not record another until 9/15.
- Did not allow a run in 24 of his 38 regular season appearances with the Naturals, including 9 hitless outings.
- Responsible for 2nd-longest scoreless streak for a Double-A pitcher all year, as he did not surrender a run across 10 games and 16.0 innings between May 8 and June 8 and sat with a 0.50 ERA after his first 11 outings of the year ... allowed just 7 hits in that stretch while striking out 15.
- Both of his losses came in extra inning games in August, pitching in the 10th inning on 8/11 vs. Frisco and 8/20 @ Tulsa.
- Earned the win in Game 1 of the Double-A Central Championship Series vs. Wichita with 2.1 hitless innings, while striking out three.
- Joined Triple-A Omaha on September 26 and pitched in two games for the Storm Chasers, allowing two runs while striking out five.

## CAREER HIGHS

**INNINGS:** 5.0, 3x (Last: 9/2/18 vs. Potomac)  
**STRIKEOUTS:** 8 (4/26/19 vs. Greenville)  
**WALKS:** 3 (6/11/21 @ Frisco)  
**HITS:** 9 (8/19/18 vs. Danville)  
**RUNS:** 5 (8/19/18 vs. Danville)  
**HOME RUNS:** 2 (7/9/18 vs. Greeneville)  
**PITCHES THROWN:** 72, 2x (Last: 9/2/18 vs. Potomac)  
**SCORELESS STREAK:** 16.2 IP (5/4/21 to 6/8/21)



## 2019

- Split the year between Lexington (A) and Wilmington (A+), combining to go 5-3 in 39 appearances out of the bullpen with a 2.14 ERA (14ER in 62.2 IP) with 81 strikeouts (11.63 K/9), compared to 21 walks (3.86 K/BB).
- Ranked third among Royals minor leaguers in saves (8).
- Made a team-high six appearances during Wilmington's playoff run, recording 11 strikeouts in 7.2 innings.
- With Lexington, had some lopsided lefty/righty splits ... lefties hit a meager .129 off him while righties hit .270.
- Promoted to High-A Wilmington on May 30th.
- Excelled once promoted to the Blue Rocks, pitching to a 1.25 ERA (6 ER in 36.0 IP) across 25 appearances, going 5-for-6 in saves.

## COLLEGE (2015-2018)

- Attended Florida Gulf Coast University ... the same school that produced Chris Sale, teammates with Royals farmhand Peyton Gray ... pitched in 46 games (38 starts) with a 2.98 ERA (76 ER in 229.2 IP).
- RS JUNIOR (2018):** Went 8-4 in 14 starts with a 2.40 ERA (25 ER in 93.2 IP), fourth in the Atlantic Sun Conference, named a two-time ASUN Pitcher of the Week (April 30, May 20) and Second Team All-Conference following his best season wearing the Green and Blue.
- RS SOPHOMORE (2017):** Led the team in starts (16), wins (8) and innings (94.2) and ranked second among qualified pitchers with a 3.23 ERA.
- SOPHOMORE (2016):** Didn't pitch for Florida Gulf Coast due to injury, underwent elbow surgery and used a medical red shirt.
- FRESHMAN (2015):** Made 14 appearances with eight starts in his first season with the Green and Blue, posted a 1-3 record with a 3.70 ERA and totaled a K-BB ratio of 28-6 in 41.1 innings, good for sixth most innings pitched on the team ... his 1.31 walks per nine innings ranks as the 8th best mark in program history.

## 2018

- Made his professional debut with Burlington (RK) going 1-3 over 11 appearances (7 starts) with a 4.54 ERA (18 ER in 35.2 IP) with 34 strikeouts (8.58 K/9), compared to 5 walks (6.8 K/BB).
- Made one start for Wilmington (A+) after Appalachian League season finished, pitching 5.0 innings of one-run baseball, with three hits, one walk and six strikeouts ... earned the win in a 3-2 victory over the Potomac Nationals.
- Strikeout-to-walk ratio (40 K, 9 BB) in his professional debut ranked fourth among Royals farmhands (min. 40.0 IP).

## MISCELLANEOUS

- Full name is **Joshua Dye** ... currently resides in Fort Myers, Florida, during the offseason.
- Graduated from DeLand High School (Florida), where he earned First-Team All-County honors as a senior.

YEAR	CLUB	W	L	ERA	G	GS	CG	SHO	SV	SVO	IP	H	R	ER	HR	HB	BB	SO	WHIP	AVG
2018	Burlington (R)	1	3	4.54	11	7	0	0	0	0	35.2	45	22	18	4	0	5	34	1.40	.304
	Wilmington (A+)	1	0	1.80	1	1	0	0	0	0	5.0	3	1	1	0	0	1	6	0.80	.158
2019	Lexington (A) 🟡	1	1	3.38	14	0	0	0	3	4	26.2	24	14	10	1	2	6	43	1.13	.229
	Wilmington (A+) 🟡	4	2	1.25	25	0	0	0	5	6	36.0	24	8	5	1	0	15	38	1.08	.192
2020	Did not play (no minor league season)																			
2021	NW Arkansas (AA) 🟡	4	2	2.52	38	0	0	0	9	9	60.2	53	19	17	5	1	18	68	1.17	.000
	Omaha (AAA)	0	0	3.60	2	0	0	0	0	0	5.0	4	2	2	1	0	1	5	1.00	.125
MINOR LEAGUE TOTALS (3 SEASONS)		13	4	2.80	66	0	0	0	13	17	106.0	89	39	33	6	10	31	98	1.13	.231





# NATE EATON

@Nathan\_Eatonn @nate\_eatonn

**BATS** R **THROWS** R

**HEIGHT** 5'11" **WEIGHT** 190 LBS

**OPENING DAY AGE** 25

**BORN:** December 22, 1996 in Chester, Virginia

**RESIDES:** Chester, Virginia

**ACQUIRED:** 21<sup>st</sup>-Round selection in the 2018 MLB Draft (632<sup>ND</sup> OVERALL)

**COLLEGE:** Virginia Military Institute (Lexington, Virginia)

**HIGH SCHOOL:** Thomas Dale High School (Chester, Virginia)

**PRO DEBUT:** June 19, 2018 (Idaho Falls) 1-for-3 @ Grand Junction



## 2021 SEASON

- Began the season with Quad Cities (A+) and played 70 games for the River Bandits ... placed on the 7-Day Injured List on 6/5 and activated 7/16 after a five-game rehab assignment in the Arizona Complex League with the ACL Royals Gold (four games) and blue (one game) ... combined to slash .243/.350/.368 (66-for-272) with six homers, 39 runs batted in.
- Led the River Bandits in stolen bases (23) , which ranked eighth in the Royals' system and 11th in the High-A Central ... his 88% success rate ranked tied third in the league among players with at least 25 steal attempts.
- Made starts at five positions with Quad Cities, including 41 at third base (346.0 innings), 10 in right field (87.0 innings), 10 in left field (80.0 innings), two at shortstop (80.0 innings) and once at second base (13.0 innings).
- Played in three playoff games, going 1-for-8 (.125) with a double.
- Named to the Surprise Saguaros of the Arizona Fall League after the MiLB season ended and slashed .317/.352/.463 (26-for-82) across 20 games, with five extra-base hits, 13 runs batted in and four steals ... named a Rising Star in the Fall League and played in the All-Star Game, going 1-for-2 with a two-run triple on 11/13.

## AWARDS AND ACCOLADES

- 2021 Arizona Fall League Rising Star (All-Star)
- 2018 Player of the Year, Idaho Falls Chukars (R)
- 2018 MiLB.com Organization All-Star
- 2018 Mid-Season All Star, Pioneer League
- 2018 Post-Season All Star, Pioneer League

## CAREER HIGHS

- HITS:** 4, 5x (Last: 6/20/19 vs. Greenville)
- RUNS:** 3, 13x (Last: 8/3/21 @ Cedar Rapids)
- DOUBLES:** 4 (6/20/19 vs. Greenville)
- HOME RUNS:** 1, 16x (Last: 9/3/21 @ Cedar Rapids)
- RUNS BATTED IN:** 4, 4x (Last: 9/3/21 @ Cedar Rapids)
- WALKS:** 4 (7/29/18 @ Ogden)
- STEALS:** 3 (5/14/21 vs. Cedar Rapids)
- HIT STREAK:** 10 Games, 3x (Last: 5/19/21 to 5/30/21)

## 2019

- Spent the entire year with Lexington (A) in the South Atlantic League, slashing .233/.305/.336 (116-for-497) with 54 runs batted in.
- Led Royals farmhands with 32 doubles and ranked fourth in extra-base hits (39) and fifth in hits (116).
- Named SAL Player of the Week for the week of 6/9, hitting .343 (12-for-35) with three extra-base hits and eight runs batted in.
- Played in six playoffs games with Lexington, going 5-for-23 (.217) as the Legends won their second straight SAL Championship.

## 2018

- Spent the entire season with Idaho Falls (R) in the Pioneer League and was named the Chukars' Player of the Year in his professional debut ... slashed .354/.427/.581 (92-for-260), leading all qualified Royals farmhands in batting average ... named a MiLB.com Organization All-Star.
- Named Pioneer League mid-season and postseason All-Star ... ranked among Pioneer League leaders in; hits (92, 1st), extra-base hits (37, 1st), triples (1st), runs (tied for 1st), stolen bases (2nd), batting average (3rd), and on-base percentage (.427, 3rd)
- Started at third base in the Pioneer League All-Star game and went 5-5 with four runs, a double, a triple and two runs batted in.
- Reached base in 57 of 66 games played and had a team-high 21-game on-base streak from 8/4 to 8/31.

## COLLEGE (2016, 2018)

- Attended the Virginia Military Institute, where he slashed .286/.382/.475 (124-for-434) across 108 games in 2016 and 2018 ... hit 24 doubles, eight triples and 14 home runs for the Keydets (Southern Conference) while driving in 49 runs ... also pitched in 28 games (3 starts), going 4-1 with a 6.60 ERA (33 ER in 45.0 IP) and 46 strikeouts.
- RS SOPHOMORE (2018):** Set a new VMI record by stealing 36 bases for the year, ranking third in Division I in that stat ... recorded Second Team All-State (utility) and Second Team All-SoCon (3B) honors ... led off all but one of VMI's 53 games...hit for the cycle on 2/23 vs. Lafayette ... also pitched in 17 contests, going 2-1 with two saves and a 4.44 ERA.
- FRESHMAN (2016):** Played in all 56 games, one of several Keydets to break the long-standing school records ... hit .284 with six home runs and 24 runs batted in, while stealing 10 bases.

## MISCELLANEOUS

- Enters 2022 ranked by *Baseball America* as the No. 35 Royals prospect.
- Graduated from Thomas Dale High School (Va.), where he was named 6A All-Region Second Team as a senior
- Was originally drafted by the Royals as a catcher, even though he hadn't caught since high school ... has played six different positions in the Minors since being drafted (LF, CF, RF, 2B, 3B & SS).

YEAR	CLUB	AVG	G	AB	R	H	TB	2B	3B	HR	RBI	BB	IBB	SO	SB	CS	OBP	SLG	OPS
2018	Idaho Falls (R)	.354	66	260	59	92	151	20	12	5	53	33	0	60	19	5	.427	.581	1.008
2019	Lexington (A)	.233	126	497	64	116	167	32	2	5	54	46	2	116	18	1	.305	.336	.641
2020	Did not play (no minor league season)																		
2021	ACL Royals Gold (R)	.200	4	10	2	2	3	1	0	0	2	2	0	2	0	0	.385	.300	.685
	ACL Royals Blue (R)	.333	1	3	1	1	1	0	0	0	2	0	2	0	0	0	.600	.333	.933
	Quad Cities (A+)	.243	70	259	44	63	96	13	1	6	37	35	0	71	23	3	.344	.371	.715
MINOR LEAGUE TOTALS (3 SEASONS)		.266	267	1029	170	274	418	66	15	16	146	118	2	251	60	9	.349	.406	.755



# C.J. ELDRED

[@cjeldred21](#) [@cj\\_eldred21](#)



**BATS** R **THROWS** R

**HEIGHT** 6'2" **WEIGHT** 225 LBS

**OPENING DAY AGE** 25

**BORN:** May 6, 1995 in Milwaukee, Wisconsin

**RESIDES:** Mount Vernon, Iowa

**ACQUIRED:** August 7, 2017 – Signed as a Non-Drafted Free Agent

**COLLEGE:** University of Iowa (Iowa City, Iowa)

**COLLEGE:** Indiana University Bloomington (Bloomington, Indiana)

**HIGH SCHOOL:** Mount Vernon High School (Mount Vernon, Iowa)

**PRO DEBUT:** June 15, 2018 (Idaho Falls) 6.0 IP, 3 R, 3 K vs. Ogden

**RIGHT-HANDED PITCHER**



## 2021 SEASON

- Began the season injured and made his debut for the Arizona Complex League Royals Gold (R) at the end of July, went on to make a pair of appearances with Columbia (A), then finished the season pitching for Quad Cities (A+) and Northwest Arkansas (AA).
- Across four teams, went 5-1 in 16 games (5 starts) with a 6.20 ERA (37 ER in 53.2 IP) and 60 strikeouts.
- Struck out at least five batters in each of his last four appearances with the ACL Royals Gold and earned three wins in his five outings before joining Columbia on 7/26 ... made two starts for the Fireflies and joined the River Bandits on 8/7.
- Appeared in 5 games (1 start) for Quad Cities, allowed 16 ER in 16.1 IP (8.82 ERA) with 17 strikeouts.
- Called up to the Naturals on 9/2 ... earned wins in his first two outings with Northwest Arkansas with 3.0 scoreless innings on 9/3 vs. Corpus Christi and again on 9/9 at Wichita ... combined for 10 strikeouts in those two games ... in Double-A debut, had college teammate Tyler Cromptley catching him, pitching the 8th, 9th and 10th innings in a 7-6 comeback win over the Hooks, struck out the side in the 9th.

## CAREER HIGHS

**INNINGS:** 2, 2x (Last: 8/5/18 vs. Grand Junction)  
**STRIKEOUTS:** 2, 3x (Last: 7/22/21 vs. ACL Padres)  
**WALKS:** 3, 2x (Last: 8/1/21 @ Charleston)  
**HITS:** 9, 6x (Last: 9/17/21 vs. Springfield)  
**RUNS:** 9, 2x (Last: 7/18/18 @ Helena)  
**HOME RUNS:** 3, 2x (Last: 8/14/21 vs. Beloit)  
**PITCHES THROWN:** 89, 2x (Last: 9/4/18 vs. Ogden)  
**SCORELESS STREAK:** 8.0 IP (6/2/8/18 to 7/11/18)



## 2019

- Made 28 appearances (3 starts), mostly with Lexington (A), but also spent two weeks with Wilmington (A+) ... combined to go 1-7 with a 5.46 ERA (52 ER in 85.2 IP), saving two games and striking out 72.
- Began and ended the season with the Legends, but spent 18 days with the Blue Rocks (6/2 to 6/20), where he did not allow an earned run across four relief appearances ... in 6.2 innings, allowed an unearned run on five hits with a walk and six strikeouts ... three of his six outings across the season without a run allowed came with Wilmington.
- Earned his only win of the season on 6/9 against Fayetteville, throwing two scoreless innings in a 5-3 win over the Woodpeckers.
- His best month with the Legends came in August, with a 3.46 ERA (10 ER in 26.0 IP) with 19 strikeouts, his lowest ERA in a single month and the most strikeouts ... ended the regular season with a start against Hickory, throwing 5.2 innings with two unearned runs allowed and six strikeouts.

## 2018

- Began his professional career in the Pioneer League with Idaho Falls (R), where he made 13 starts and went 6-2 with a 6.00 ERA (48 ER in 72.0 IP).
- Earned Pioneer League Pitcher of the Week for July 8, after recording 7.0 shutout innings on three hits with five strikeouts in a 3-1 win vs. Orem.
- Struck out a season-high seven batters in his final start of the

season, across 5.1 innings of three-run ball while earning a no-decision in a 11-9 loss to Ogden.

## COLLEGE (2014-2017)

- **2017:** Made one start for Iowa on 2/18 at South Florida before missing the rest of the season due to Tommy John surgery to repair a partially torn UCL ... catcher in that start was current Royals prospect Tyler Cromptley.
- **2016:** Recorded a 3.43 ERA in 94.1 innings with a team-best seven quality starts, serving as the Hawkeyes' Friday Night starter ... struck out 63 to 25 walks
- **2015:** Transferred to the University of Iowa from Indiana, but was forced to sit out the season due to Big Ten transfer regulations.
- **2014:** Attended the University of Indiana, where his collegiate career began as a preferred walk-on, and redshirted that season.

## MISCELLANEOUS

- Full name is **Calvin John Eldred, Jr.** ... currently resides in Mt. Vernon, Iowa, during the off-season.
- **2013:** Graduated from Mt. Vernon High School (Iowa), where he led his team to conference titles as a sophomore and senior.
- The son of Royals pitching coach Cal Eldred, who was the 17th pick in the 1989 MLB Draft, and played 16 professional seasons, 13 in the majors for the Milwaukee Brewers (7), Chicago White Sox (2), and St. Louis Cardinals (3).
- Worked out with former Iowa teammate Tyler Cromptley during the shutdown in 2020, which led to Cromptley getting signed by the Royals.

YEAR	CLUB	W	L	ERA	G	GS	CG	SHO	SV	SVO	IP	H	R	ER	HR	HB	BB	SO	WHIP	AVG
2018	Idaho Falls (R)	6	2	6.00	13	13	0	0	0	0	72.0	86	59	48	6	8	12	39	1.36	.292
2019	Lexington (A)	0	7	5.92	24	3	0	0	2	2	79.0	112	64	52	10	4	14	65	1.59	.328
	Wilmington (A+)	1	0	0.00	4	0	0	0	0	0	6.2	5	1	0	0	0	1	6	0.90	.217
2020	Did not play (no minor league season)																			
2021	ACL Royals Gold (R)	3	1	4.74	5	1	0	0	0	1	19.0	20	14	10	3	3	2	27	1.16	.260
	Columbia (A)	0	0	6.75	2	2	0	0	0	0	8.0	7	6	6	2	0	5	4	1.50	.259
	Quad Cities (A+)	0	0	8.82	5	1	0	0	0	0	16.1	26	17	16	5	0	6	17	1.96	.366
	NW Arkansas (AA)	2	0	4.35	4	1	0	0	0	0	10.1	10	6	5	1	0	4	12	1.35	.256
MINOR LEAGUE TOTALS (3 SEASONS)		12	10	5.83	57	21	0	0	2	3	211.1	266	167	137	27	15	44	170	1.47	.305

ABOUT THE  
NATURALS

2022 NWA  
NATURALS

2021 SEASON  
IN REVIEW

CLUB  
HISTORY

NATURALS  
RECORDS

LEAGUE  
OPPONENTS

GENERAL  
INFORMATION



RIGHT-HANDED PITCHER

MITCH  
ELLIS

@mitch\_ellis



@mitch\_ellis

## BATS THROWS

S R

## HEIGHT WEIGHT

6'3" 200 LBS

## OPENING DAY AGE

26

BORN: August 22, 1995 in Bundoora, Victoria, Australia 🇦🇺

RESIDES: Diamond Creek, Victoria, Australia

ACQUIRED: February 21, 2020 – Signed as a Non-Drafted Free Agent

COLLEGE: Western Illinois University (Macomb, Illinois)

COLLEGE: Heartland Community College (Normal, Lincoln)

PRO DEBUT: May 4, 2021 (Quad Cities) 1.0 IP, 2 R, 0 K @ South Bend



## 2021 SEASON

- Broke camp with Quad Cities (A+) and spent the majority of the season pitching for the River Bandits, outside of a five-day, two-appearance stint in Columbia (A) with the Fireflies.
- Across 30 games at the two levels, went 9-2 with a 4.83 ERA (29 ER in 54.0 innings) in his first full professional season and first full year as a pitcher.
- His nine wins tied with Jackson Kowar for the most of any Minor League pitcher, while his 10.33 K/9 (62 K/54.0 IP) ranked tied for 13th in games pitched (30) and 17th in the system among pitchers with at least 50 innings pitched.
- Did not allow an earned run in two appearances with the Columbia Fireflies, with two separate 2.2 inning outings on 7/20 and 7/25 with six combined strikeouts.
- Did not allow a run in seven of his final 12 appearances with Quad Cities after re-joining the River Bandits at the end of July, with a 2.81 ERA (8 ER in 25.1 IP), while striking out 32 hitters.
- Made his first (and only) start in his last appearance of the regular season, throwing a season-high 4.0 scoreless innings while striking out four on Sept. 18 against the South Bend Cubs.
- Made one appearance for the River Bandits during the postseason, pitching a scoreless ninth inning and striking out three in Game 3 of the High-A Central Championship Series, an 8-4 loss to the Cedar Rapids Kernels at home.

## CAREER HIGHS

**INNINGS:** 4.0 (9/18/21 vs. South Bend)  
**STRIKEOUTS:** 5, 2x (Last: 9/8/21 vs. Peoria)  
**WALKS:** 3, 2x (Last: 9/8/21 vs. Peoria)  
**HITS:** 6 (5/7/21 @ South Bend)  
**RUNS:** 4, 3x (Last: 7/4/21 vs. Cedar Rapids)  
**HOME RUNS:** 2 (7/14/21 @ Beloit)  
**PITCHES THROWN:** 64 (9/8/21 vs. Peoria)  
**SCORELESS STREAK:** 9.1 IP (7/25/21 to 8/14/21)



## 2020

- Signed with Kansas City as an undrafted free agent after his second season competing in the Australian Baseball League, as he competed as a two-way player, playing infield and relieving.

one pitching appearance for the league champions.

- Shortly before signing with Kansas City, was named as a reserve to Team Australia's roster for the 2020 KBO Challenge against the Doosan Bears in mid-February, but did not appear in a game.

## AUSTRALIAN LEAGUE (2018-2021)

- Spent the 2018/19, 2019/20 and 2020/21 off-seasons playing in the Australian Baseball League, winning the ABL Championship (Claxton Shield) in his last two campaigns with the Melbourne Aces and his first year with the Brisbane Bandits.
- Spent the entire 2020/21 season pitching out of the bullpen for the Aces ... appeared in 11 games with a 5.40 ERA (7 ER in 11.2 IP), striking out 14 while walking seven.
- Joined the Aces as an infielder ahead of the 2019/20 season ... in total, saw time in 27 games for the Aces as a two-way player, collecting hitting .206 (14-for-68) and playing all four infield positions, as well as right field, while allowing just one run in his five innings on the mound ... after only serving as a position player for Melbourne in the first half of the season he made his debut as a pitcher in Round 6 (of 10) against Brisbane, his former team ... in the second half of the regular season, Ellis played as a two-way player, pitching five innings over five games, with four strikeouts to finish with a 1.80 earned run average.
- Began his career in the ABL as an infielder with the Brisbane Bandits in the 2018/19 season, hitting .289 over 17 games with

## COLLEGE (2015-2018)

- Before playing professionally in Australia, Ellis played collegiately in the United States, beginning with two years at Heartland Community College in Illinois and finishing his amateur career with two more years at Western Illinois University.
- Hit .307 over 54 games and won a Rawlings Gold Glove at Heartland in 2016, helping his team to a record of 43-15 ... batted .313 that season with eight doubles, a triple and home run, with 12 stolen bases, 22 runs batted in, 34 runs scored and a .445 on-base percentage.
- At NCAA D1 Western Illinois University, Ellis hit .315 over 77 career games ... played in all 50 games and started 49 times his Junior year in 2017 and was named to the Summit League Academic Honor Roll ... appeared in the first three games of the 2018 season before missing one and a half months due to injury, appearing in 27 games this season with 26 starts (all at third base).

## MISCELLANEOUS

- Full name is **Mitchell Ellis** ... currently resides in Diamond Creek, Victoria, Australia (Northeastern suburb of Melbourne, 45 minutes Northeast of Central Business District) during the offseason.

YEAR	CLUB	W	L	ERA	G	GS	CG	SHO	SV	SVO	IP	H	R	ER	HR	HB	BB	SO	WHIP	AVG
2020	Did not play (no minor league season)																			
2021	Columbia (A)	1	0	0.00	2	0	0	0	0	0	5.1	3	1	0	0	1	0	6	0.56	.167
	Quad Cities (A+) 🟡	8	2	5.36	28	1	0	0	2	4	48.2	55	33	29	5	6	21	56	1.56	.284
MINOR LEAGUE TOTALS (1 SEASON)		9	2	4.83	30	1	0	0	2	4	54.0	58	34	29	5	7	21	62	1.46	.274



CATCHER



# KALE EMSHOFF

@Kale\_Emschhoff @kale\_emshoff

BATS R THROWS R

HEIGHT 6'2" WEIGHT 225 LBS

OPENING DAY AGE 23

BORN: May 2, 1998 in Robstown, Texas

RESIDES: Robstown, Texas

ACQUIRED: June 23, 2020 – Signed as a Non-Drafted Free Agent

COLLEGE: University of Arkansas at Little Rock (Little Rock, Arkansas)

HIGH SCHOOL: Calallen High School (Corpus Christi, Texas)

PRO DEBUT: May 6, 2021 (Columbia) 1-for-4, 2B, RBI @ Augusta

## 2021 SEASON

- Assigned to Columbia (A) to begin his first professional season, playing 55 games for the Fireflies before a promotion to Quad Cities (A+) on 8/31 and finished the season with the River Bandits ... split his playing time between catcher (38 starts, 333.0 innings) and designated hitter (22 starts).
- Across 63 total games, he slashed .267/.378/.480 (60-for-225) with 16 doubles, one triple and 10 home runs, while driving in 45 runs.
- Opened the season with a six-game hitting streak, including three straight two-hit games, 5/12 to 5/14 ... hit .360 (9-for-25) with a .985 OPS through his first six games, with four doubles and eight runs batted in.
- Produced a season-best seven-game hitting streak from 7/31 to 8/10, going 15-for-27 (.556) at the plate with a 1.514 OPS ... opened the stretch with a 4-for-5 game on 7/31 at Charleston (TBR) ... three of his 15 hits were home runs and he drove in 10 runs, including six runs batted in on 8/10 vs. Fayetteville (HOU) ... in that game on 8/10, hit a grand slam in the fifth inning of a 21-5 win over the Woodpeckers.
- Had drastic home/road splits, slashing .325/.434/.583 (39-for-120) at home versus .200/.315/.362 (21-for-105) while playing the road.
- Five of his last nine games before being called up from Columbia to Quad Cities were multi-hit efforts ... produced 17 multi-hit games across the season between the two teams.
- Reached base in 53 of the 63 games he played (84.1%), with hits in 39 games.
- Across eight games with the River Bandits, hit .222 (6-for-27) with a .660 OPS.

## 2020

- While he was ranked by *Baseball America* as the #174 prospect entering the 2020 MLB Draft, he went undrafted as the draft was shortened from 40 rounds to five ... after the draft wrapped up on 6/11, he signed an undrafted free agent contract with Kansas City on 6/23.
- Received offers from several teams, but went with the Royals because, "They preached real heavily on family, and development and they have a state-of-the-art facility, as do all the teams ... the Royals just felt right in my gut." - *Caller Times*, 6/5/2020.

## COLLEGE (2017-2020)

- Attended the University of Arkansas at Little Rock, where he slashed .280/.382/.435 (103-for-368) across 112 games and three seasons ... hit 24 doubles, 11 home runs and drove in 49 runs, while drawing 53 walks as well ... earned his bachelor's degree in Health Promotion and a minor in sports management.
- RS-JUNIOR (2020):** Started all 17 games for the Trojans (Sun Belt Conference) including 13 at the catcher position and four as a designated hitter in the COVID-shortened season ... was a Preseason All-Sun Belt selection at catcher later named the Sun Belt Conference Hitter of the Week (Feb. 25) ... his .417 batting average ranked second in the Sun Belt Conference, while he led the league with an .800 slugging percentage, ranking 11th nationally, and a .527 on base percentage ... also the Sun Belt leader in home runs with seven, ranking eighth nationally ...

Ended the year on a 13-game hitting streak, registering multiple hits in six games.

- JUNIOR (2019):** Missed the season after undergoing Tommy John Surgery for an injury sustained during fall practices.
- SOPHOMORE (2018):** Started all 56 games at catcher, hit .273 batting average ranked fourth on the team, while leading the Trojans with 17 doubles and 28 walks ... he was also responsible for 13 multi-hit games and four home runs for the season ... threw out 16 attempted base stealers and was named to the 2018 Johnny Bench Award watch list.
- FRESHMAN (2017):** Played in 39 games and made 30 starts (29 at catcher) ... hit .214 for the season with 22 hits, five of which were doubles and 11 runs batted in.

## MISCELLANEOUS

- Full name is **Kale William Emschhoff**.
- 2016:** Graduated from Calallen High School (Texas), where he was named to the Texas 5A First Team, earned Texas Sports Writers Association 5A Second Team honors and was named to the 30-5A All-District First Team ... also a 30-5A All-District First Team tight end for the football team ... the recipient of the America's Farmers Grow Ag Leaders Scholarship, the Calallen FFA Alumni Award Scholarship and the Nueces County Junior Livestock Show Scholarship ... was the senior class president at Calallen.
- In an interview on the Yipps Baseball Podcast, Emschhoff noted that in his free time he likes to go fishing to clear his head ... he also

YEAR	CLUB	AVG	G	AB	R	H	TB	2B	3B	HR	RBI	BB	IBB	SO	SB	CS	OBP	SLG	OPS
2020																			
		Did not play (no minor league season)																	
2021	Columbia (A)	.273	55	198	29	54	100	14	1	10	43	30	1	74	0	0	.380	.505	.885
	Quad Cities (A+)	.222	8	27	1	6	8	2	0	0	2	6	0	13	0	0	.364	.296	.660
MINOR LEAGUE TOTALS (1 SEASON)		.267	63	225	30	60	108	16	1	10	45	36	1	87	0	0	.378	.480	.858

ABOUT THE  
NATURALS

2022 NWA  
NATURALS

2021 SEASON  
IN REVIEW

CLUB  
HISTORY

NATURALS  
RECORDS

LEAGUE  
OPPONENTS

GENERAL  
INFORMATION



CATCHER



furr-meen

FREDDY  
FERMIN

@freddy.fermin.35



BATS R THROWS R

HEIGHT 5'10" WEIGHT 200 LBS

OPENING DAY AGE 26

BORN: May 16, 1995 in Puerto Ordaz, Venezuela 🇻🇪

RESIDES: Puerto Ordaz, Venezuela

ACQUIRED: July 25, 2015 – Signed as an International Free Agent

PRO DEBUT: June 7, 2016 (DSL Royals) 0-for-3 vs. DSL Marlins

## 2021 SEASON

- As a Non-Roster Invitee to Big League Spring Training, appeared in 9 Cactus League games, hitting .200 (1-for-5).
- Began the season with Omaha (AAA) before joining Northwest Arkansas (AA) on May 25 and he remained with the Naturals for the rest of the season.
- In four games with Omaha, hit .231 (4-for-13) with two runs batted in.
- Slashed .279/.356/.446 with the Naturals, connecting on 10 home runs while driving in 46 runs ... made 32 starts behind the plate, (265.0 innings), while serving as the Naturals' DH a team-high 41 times.
- Caught 7 of 24 would-be base stealers (29.2%). Reached base in 62 of 74 games with the Naturals, including a stretch of 23 straight between July 2 and August 4, including every game he played in July.
- His July was one of the best single months in Naturals franchise history, as Fermin slashed .408/.481/.761 with six homers and 24 runs batted in.
- Named the Double-A Central Player of the Week for the week of July 26 to August 1, as he hit .524 (11-for-21), with a league-best .708 OBP and 1.986 OPS, while collecting the 2nd-most total bases (23) ... reached base in each of his final nine plate appearances of the week ... his 1.241 OPS in July led the league, ahead of POTM MJ Melendez' 1.152.

## AWARDS AND ACCOLADES

2019 Kansas City Royals Carlos Fortuna Award

2019 Mid-Season All Star, South Atlantic League

## CAREER HIGHS

HITS: 4, 3x (Last: 8/24/21 vs. Springfield)  
 RUNS: 3, 7x (Last: 7/5/19 vs. West Virginia)  
 DOUBLES: 2, 3x (Last: 7/31/21 vs. Wichita)  
 HOME RUNS: 1, 25x (Last: 8/24/21 vs. Springfield)  
 RUNS BATTED IN: 5 (8/24/21 vs. Springfield)  
 WALKS: 3 (7/20/18 @ Bristol)  
 STEALS: 1, 6x (Last: 8/4/21 @ Arkansas)  
 HIT STREAK: 9 Games (7/25/21 to 8/4/21)



## 2020

- As a Non-Roster Invitee to Big League Spring Training, appeared in 3 Cactus League games, going 1-for-2 at the plate.
- Spent the season at the Royals' Alternate Training Site in Kansas City, Kansas and participated in the Royals' Postseason Instructional Camp at Kauffman Stadium in October.

## 2019

- Split the season between Lexington (A) and Northwest Arkansas (AA), playing in a career-best 86 total games ... combined to slash .259/.298/.418 (82-for-316) with 14 doubles, 12 homers and 41 RBI.
- Named a mid-season All-Star in the South Atlantic League, entering the game as a pinch hitter in the 7th inning.
- Threw out 26-of-55 would-be base stealers (47.3%) across his two teams, including 17-of-25 (68%) in his 54 games with Lexington ... was the only SAL catcher to throw out better than 50% of potential base thieves (min. 40 games played).
- Had a four-game stint with Northwest Arkansas (June 21-30) before returning to the Naturals for the remainder of the season on July 16 ... went 15-for-50 (.300) with three doubles and two homers (.480 SLG) in his first 14 games at the Double-A level.
- Played in four games with Salt River in the Arizona Fall League.
- Earned the Carlos Fortuna Award, given annually to a Royals

minor leaguer dedicated to improving his English, work ethic and conduct.

## 2018

- Played in a combined 50 games between Idaho Falls (Rookie) and Burlington (Rookie), batting .249/.346/.350 (44-for-177) with 10 doubles, a triple, two homers and 31 runs scored.
- Threw out 14 would-be base stealers (in 33 attempts) with Burlington, ranking him fourth in the Appalachian League.

## 2017

- Made his stateside debut and served as the primary catcher at Idaho Falls ... slashed .282/.403/.356 (46-for-163) in 47 games ... ranked tied in the Pioneer League in walks (31 ... reached safely in 40 of his 47 games).

## 2016

- Made his professional debut with the Dominican Royals, slashed .273/.351/.326 (47-for-172) with 17 runs batted in over 52 games.

## MISCELLANEOUS

- Full name is **Freddy Antonio Fermin** ... during the offseason, resides in Puerto Ordaz, Venezuela, with his wife Consuelo Ortiz.
- Lists spending time with his family as his favorite activity.

YEAR	CLUB	AVG	G	AB	R	H	TB	2B	3B	HR	RBI	BB	IBB	SO	SB	CS	OBP	SLG	OPS
2016	DSL Royals (R)	.273	52	172	18	47	56	9	0	0	17	21	1	23	1	2	.351	.326	.677
2017	Idaho Falls (R)	.282	47	163	30	46	58	5	2	1	39	31	0	21	0	2	.403	.356	.759
2018	Idaho Falls (R)	.300	3	10	3	3	4	1	0	0	1	0	0	2	0	0	.300	.400	.700
	Burlington (R)	.246	47	167	28	41	58	9	1	2	18	25	2	15	2	1	.349	.347	.696
2019	Lexington (A) 🍌	.263	54	209	37	55	93	11	0	9	30	14	0	37	2	0	.311	.445	.756
	NW Arkansas (AA)	.252	32	107	11	27	39	3	0	3	11	3	0	23	0	2	.270	.364	.635
2020	Did not play (no minor league season)																		
2021	NW Arkansas (AA) 🍌	.279	73	269	45	75	120	13	1	10	45	29	0	50	1	1	.356	.446	.802
	Omaha (AAA)	.231	4	13	4	3	4	1	0	0	2	2	0	6	0	0	.333	.308	.641
MINOR LEAGUE TOTALS (5 SEASONS)		.268	312	1110	176	297	432	52	4	25	163	125	3	177	6	8	.345	.389	.735





INFIELDER



my-KELL gar-SEE-uh

# MAIKEL GARCIA

@maikeljose06



BATS R

THROWS R

HEIGHT 6'0"

WEIGHT 145 LBS

OPENING DAY AGE 22

BORN: March 3, 2000 in La Sabana, Venezuela 🇻🇪

RESIDES: La Sabana, Venezuela

ACQUIRED: July 27, 2016 – Signed as an International Free Agent

PRO DEBUT: June 3, 2017 (DSL Royals) 2-for-4, SB @ DSL Red Sox

40-MAN ROSTER: Added by Kansas City on November 19, 2021

## 2021 SEASON

- Split his season between Columbia (A), and Quad Cities (A+), called up to the River Bandits on 7/13, where he stayed for the remainder of the season ... slashed a combined .291/.380/.405 (120-for-480) between the two levels in his first season of pro ball.
- Ranked third in the Royals' minor league system in batting average (.291) among qualified hitters and sixth in BABIP (.341) ... was fifth in the organization in hits (120), tied for fourth in steals (35) and tied for 7th in runs scored (78) ... second in singles (88), trailing only the Naturals' Clay Dungan.
- Batted .400 AVG (16-for-40) with a 1.065 OPS and 11 runs scored in during his final 10 games with the Columbia Fireflies before his promotion to High-A.
- After a slow start with Quad Cities, batting just .197 (12-for-61) in July, had a great month of August, and led the River Bandits in hits (31), and runs (17).
- Exclusively played shortstop between Low-A and High-A, only making one error (.991 fielding percentage, 109 total chances) in a 35-game stretch between 5/29 and 7/30.
- Hit .333 (6-for-18) in the High-A Central Championship Series, leading the team in hits and runs (5) with hits in the last four games of the series.
- Added to Kansas City's 40-man roster along with five other players, on November 19, 2021.

## AWARDS AND ACCOLADES

2019 Post-Season All Star, Appalachian League

## CAREER HIGHS

**HITS:** 4, 2x (Last: 8/10/21 vs. Beloit)  
**RUNS:** 4 (7/8/21 vs. Charleston)  
**DOUBLES:** 2 (6/5/18 vs. DSL Red Sox 1)  
**HOME RUNS:** 1, 5x (Last: 9/8/21 vs. Peoria)  
**RUNS BATTED IN:** 3, 4x (Last: 9/8/21 vs. Peoria)  
**WALKS:** 3, 4x (Last: 7/11/21 vs. Charleston)  
**STEALS:** 3 (6/20/19 @ Bristol)  
**HIT STREAK:** 10 Games (8/1/21 to 8/12/21)



## 2019

- Began the season with Idaho Falls (R) before joining Burlington (R) for the start of the Appalachian League season, where he remained for the rest of the year ... slashed .286/.353/.373 (63-for-220) for the B-Royals and helped lead them to the league championship series.
- Named an Appalachian League Post-Season All-Star, one of four Burlington to be named to the Appy League's postseason All-Star team (along with SP Adier Alcantara, UTL INF Vinnie Pasquantino, and DH Logan Porter).
- Ranked among league leaders in; hits (63, tied 5th), triples (4, tied 4th), runs scored (41, tied 6th) and stolen bases (19, 2nd) ... led Burlington in hits and steals, while placing second in runs scored and third on the team in runs batted in (34).
- Named the Appalachian League Player of the Week for the week of 8/4 after a week against Elizabethton (MIN) and Kingsport (NYM) where he went 11-for-22 (.500) at the plate, with four multi-hit games, three extra base hits and six runs batted in, including three on 8/4 against Kingsport.
- Followed up his award-winning week with his first pro home run on 8/7 at Johnson City, a leadoff home run on the very first pitch of the game and what ended up being Burlington's only run of the game.
- Recorded four hits across all six games of the Appy League playoffs with two hits, two runs scored and two walks in the Championship Series against Johnson City.

## 2018

- Began the season back in the Dominican Summer League with the DSL Royals 1 (R) and played 12 games before heading stateside on 6/18 and finished the season with Surprise (R) in the Arizona Rookie League ... hit .222/.311/.260 (41-for-185) between the two leagues.
- Had multiple hits in each of his first three games with the AZL Royals, going 7-for-11 (.636) with a double, triple and run batted in.
- Was 20-for-26 in steals, including a perfect 7-for-7 in the DSL.

## 2017

- Began his pro career in the Dominican Summer League with the DSL Royals (R) ... struggled in 48 games, slashing .223/.277/.242 (35-for-157) with two extra-base hits and seven runs batted in.
- Nine stolen bases (in 12 attempts) ranked fifth on the team, but a 75% success rate ranked second among those with at least five steals.

## MISCELLANEOUS

- Enters 2022 ranked by *Baseball America* as the No. 28 Royals prospect and the No. 22 prospect in the system according to MLB Pipeline ... listed as having the "Best Infield Arm" among Royals' prospects in the 2022 Best Tools survey from BA.
- Full name **Maikel Jose Garcia** ... resides in La Sabana, Venezuela.
- In he 2021/22 offseason, played for Tiburones de La Guaira in the Venezuelan Winter League, slashing .355/.410/.418 (39-for-110).

YEAR	CLUB	AVG	G	AB	R	H	TB	2B	3B	HR	RBI	BB	IBB	SO	SB	CS	OBP	SLG	OPS
2017	DSL Royals (R)	.223	48	157	14	35	38	1	1	0	7	12	0	13	9	3	.276	.242	.518
2018	DSL Royals 1 (R)	.194	12	36	8	7	10	3	0	0	2	8	0	7	7	0	.356	.278	.633
	Surprise (R)	.228	40	149	15	34	38	2	1	0	9	15	0	38	13	6	.299	.255	.554
2019	Idaho Falls (R) 🟡	.222	2	9	1	2	2	0	0	0	1	0	0	0	0	1	.222	.222	.444
	Burlington (R)	.286	55	220	41	63	82	8	4	1	34	25	1	40	19	8	.353	.373	.726
2020	Did not play (no minor league season)																		
2021	Columbia (A)	.303	51	195	40	59	81	13	3	1	26	38	1	33	24	3	.409	.415	.825
	Quad Cities (A+) 🟡	.281	53	217	38	61	86	8	4	3	24	24	0	40	11	3	.351	.396	.748
MINOR LEAGUE TOTALS (4 SEASONS)		.266	261	983	157	261	337	35	13	5	103	122	2	171	83	24	.344	.343	.687

ABOUT THE  
NATURALS2022 NWA  
NATURALS2021 SEASON  
IN REVIEWCLUB  
HISTORYNATURALS  
RECORDSLEAGUE  
OPPONENTSGENERAL  
INFORMATION



# TYLER GENTRY

[@TylerGentry15](#) [@tylergentry15](#)



**BATS** R **THROWS** R

**HEIGHT** 6'2" **WEIGHT** 200 LBS

**OPENING DAY AGE** 23

**OUTFIELDER**

**BORN:** February 1, 1999 in Memphis, Tennessee 🇺🇸

**RESIDES:** Arlington, Tennessee

**ACQUIRED:** 3<sup>rd</sup>-Round selection in the 2020 MLB Draft (76<sup>th</sup> OVERALL)

**COLLEGE:** University of Alabama (Tuscaloosa, Alabama)

**COLLEGE:** Walters State Community College (Morristown, Tennessee)

**HIGH SCHOOL:** Arlington High School (Arlington, Tennessee)

**PRO DEBUT:** May 4, 2021 (Quad Cities) 2-for-3, R @ South Bend

## 2021 SEASON

- Spent his first professional season in Quad Cities (A+), slashing .259/.395/.449 (38-for-147) across 44 games with the River Bandits ... played everyday for the first two months of the season ... placed on the 7-Day injured list on 7/14 and then the 60-Day injured list on 8/2.
- The majority of Gentry's playing time came in right field, making 36 starts (310.1 innings) there, but also started five games in left field (42.0 innings) and one game in center field (8.0 innings).
- Hit .257 in both May (19-for-74) and June (18-for-70), went 1-for-3 on 7/1 in his last game of the season.
- Ranked among River Bandits' offensive leaders in the month of June in: home runs (4, tied 3rd), runs batted in (19, tied third), walks (18, first), and OBP (.395, first).
- Recorded the first two-homer game of his career on 6/2, going 2-for-3 with six runs batted in during a 11-5 win over the Beloit Snappers ... hit a three-run homer in the first inning, brought in a run with a sacrifice fly in the fifth and connected on a two-run over in the seventh.
- Recorded hits in 30 of 43 games where he recorded a plate appearance, reaching base in 38 of 43 games.

## CAREER HIGHS

**HITS:** 3, 2x (Last: 6/6/21 vs. Beloit)  
**RUNS:** 3, 2x (Last: 6/13/21 @ Peoria)  
**DOUBLES:** 1, 10x (Last: 6/18/21 vs. Wisconsin)  
**HOME RUNS:** 2 (6/2/21 vs. Beloit)  
**RUNS BATTED IN:** 6 (6/2/21 vs. Beloit)  
**WALKS:** 3, 2x (Last: 6/13/21 @ Peoria)  
**STEALS:** 1, 4x (Last: 6/25/21 @ Beloit)  
**HIT STREAK:** 5 Games (6/4/21 to 6/9/21)



## 2020

- Selected by the Kansas City Royals in the third round of the First-Year Player Draft (76th overall) out of the University of Alabama.

## COLLEGE (2018-2020)

- Began his career at Walter State Community College in 2018 before transferring to the University of Alabama for the 2019 and 2020 seasons ... finished his career with the Crimson Tide slashing .335/.420/.594 (89-for-266) in 73 games with 18 doubles, 17 homers and 63 RBI.
- JUNIOR (2020):** In his final season in Tuscaloosa, started all 17 games in right field for the Crimson Tide and hit .429 (24-for-56) with six doubles, four home runs, 21 runs batted in and 19 runs scored ... among SEC hitters, ranked second in on-base percentage (.554), fourth in batting average and fifth in slugging percentage (.750) ... ranked 18th in the country in OBP, 36th in Division 1 in batting average and 28th in SLG.
- SOPHOMORE (2019):** After transferring to the University of Alabama, played in all 56 games with 55 starts as a sophomore and led the Tide in nearly every offensive category ... paced the

team in batting average (.310), hits (65), home runs (13), RBI (42), and total bases (116), while tying for the team lead in doubles (12) and runs scored (37).

- FRESHMAN (2018):** In his one standout season at Walter State CC, led the Senators to a 60-8 record and the 2018 Junior College Baseball World Series, falling one win short of the title ... selected to the JUCO World Series All-Tournament Team, joining future Alabama teammate and current Royals prospect Morgan McCullough on the list ... McCullough's Chipola College (Florida) won the Championship game over WSCC, 10-7.

## MISCELLANEOUS

- Enters 2022 ranked by *Baseball America* as the No. 40 Royals prospect and the No. 29 prospect in the system according to MLB Pipeline.
- Full name is Tyler Jackson Gentry ... resides in Arlington, Tennessee during the offseason.
- Attended Arlington High School in Tennessee and was rated as the No. 7 outfielder and the No. 33 overall player in the state of Tennessee by Perfect Game coming out of AHS ... tabbed a Rawlings-Perfect Game Honorable Mention All-American following his senior season.

YEAR	CLUB	AVG	G	AB	R	H	TB	2B	3B	HR	RBI	BB	IBB	SO	SB	CS	OBP	SLG	OPS
2020																			
2020	Quad Cities (A+)	.259	44	147	29	38	66	10	0	6	28	29	0	55	4	0	.395	.449	.844
Minor League Totals (1 Season)																			
		.259	44	147	29	38	66	10	0	6	28	29	0	55	4	0	.395	.449	.844



# ROBBIE GLENDINNING

[@robglen2](#) [@robglen\\_vi](#)



**BATS** R **THROWS** R

**HEIGHT** 6'2" **WEIGHT** 196 LBS

**OPENING DAY AGE** 26

**BORN:** October 6, 1995 in Perth, Western Australia 🇦🇺

**RESIDES:** Columbia, Missouri

**ACQUIRED:** February 22, 2022 – Signed as a Minor League Free Agent

**DRAFTED:** Pittsburgh's 21<sup>st</sup>-Round pick in the 2017 MLB Draft (628th OVERALL)

**COLLEGE:** University of Missouri (Columbia, Missouri)

**COLLEGE:** North Iowa Area Community College (Mason City, Iowa)

**HIGH SCHOOL:** Carine Senior High School (Carine, Western Australia)

**PRO DEBUT:** July 11, 2017 (West Virginia) 0-for-3 @ Hudson Valley

## 2021 SEASON

- Did not play in the 2021 season, missing the entire year after undergoing Tommy John surgery ... tore his UCL while playing catch ahead of the 2021 Australian Baseball League playoffs
- Released by the Pittsburgh Pirates on February 21, 2022 and signed by Kansas City the next day, on February 22, 2022, to a two-year Minor League contract.

## 2019

- Split the season between Bradenton (A+) and Altoona (AA) in his third year with the Pirates organization, slashing .298/.368/.488 (103-for-391) in his first full season of Minor League Baseball.
- Recorded a career-best 10-game hitting streak from 5/25 to 6/4 with the Pirates organization, slashing .298/.368/.488 (103-for-391) in his first full season of Minor League Baseball.
- Recorded a career-best 10-game hitting streak from 5/25 to 6/4 with the Marauders, where he hit .389 (14-for-36) with five extra-base hits and five runs batted in.
- Named a Florida State League mid-season All Star, before getting called up to Double-A Altoona, where he finished the season after spending the first two weeks of the season with the Curve.

## 2018

- Began the year in June with the short-season West Virginia Black Bears (A-), but earned a promotion to the West Virginia Power (A) in mid-July and finished the year with a .268/.360/.381 (52-for-194) slash line across 59 games combined between the two levels.

## 2017

- Began his professional career stateside in the New York-Penn League, playing in 29 games for the West Virginia Black Bears (A-), slashing .198/.342/.229 (19-for-119) with six runs batted in.

## AUSTRALIAN BASEBALL (2017-2021)

- Played 109 games across four seasons (2017/18, 2018/19, 2019/20, 2020/21) with his hometown Perth Heat in the Australian Baseball League ... lifetime .343/.428/.532 (140-for-408) hitter in the MLB winter league with 16 homers and 94 runs batted in.
- Named the ABL's Rookie of the Year for the 2018/19 season, slashing .364/.467/.546 (36-for-99), ranking within the league's top-4 in all four statistical average categories, including a 1.013 OPS.
- Led the ABL in hits in the 2019/20 season (52), one ahead of MLB

## AWARDS AND ACCOLADES

2019 Mid-Season All Star, Florida State League

## CAREER HIGHS

**HITS:** 4 (5/3/19 vs. Lakeland)  
**RUNS:** 3 (8/20/18 vs. Charleston)  
**DOUBLES:** 2, 2x (Last: 5/15/19 vs. Fort Myers)  
**HOME RUNS:** 1, 15x (Last: 8/3/19 @ Reading)  
**RUNS BATTED IN:** 4, 2x (Last: 5/16/19 vs. Fort Myers)  
**WALKS:** 3, 2x (Last: 6/17/19 vs. Harrisburg)  
**STEALS:** 2 (6/3/19 @ Daytona)  
**HIT STREAK:** 10 Games (5/25/19 to 6/4/19)

veteran Delmon Young and led league in doubles (12).

- Has played for Team Australia since 2018 ... at the 2018 U-23 Baseball World Cup in Colombia, hit .219 (7-for-32) and batted .217 (5-for-23) as Australia's second baseman at the 2019 Premier12 Olympic Qualifying tournament in South Korea and Japan.

## COLLEGE (2015-2017)

- Transferred to the University of Missouri in 2017 after two years at Northern Iowa Community College.
- Hit .274 in his one season at Mizzou and finished second on the team in extra-base hits (22, third in home runs (7) and tied for the team lead in doubles (13).
- In his two years at Northern Iowa Area Community College, set program records for hits in a single season (107), doubles in a single season (27), runs in a single season (75) and left as the school's all-time leader in career hits, career homers, career doubles, career runs scored and career at bats ... helped lead NIACC to a NJCAA World Series twice in both years with the school.
- Became the first NIACC player to play in the Cape Cod League, playing the 2016 summer for the Wareham Gatemen alongside future MLB players Joey Bart, Gavin Sheets and Casey Mize, among others.

## MISCELLANEOUS

- Full name is **Robert Glendinning** ... currently resides in Columbia, Missouri during the offseason.
- Brother Cameron played baseball at the University of New Orleans.
- Grew up in Scarborough, Western Australia, a suburb just Northwest of Perth on Australia's west coast ... played junior (youth) baseball for the Wanneroo Giants club in Madeley, WA.

YEAR	CLUB	AVG	G	AB	R	H	TB	2B	3B	HR	RBI	BB	IBB	SO	SB	CS	OBP	SLG	OPS
2017	West Virginia (A-)	.198	29	96	10	19	22	3	0	0	6	17	0	41	2	3	.342	.229	.571
2018	West Virginia (A-)	.250	25	84	14	21	31	8	1	0	11	13	0	28	1	1	.364	.369	.733
	West Virginia (A)	.282	34	110	16	31	43	4	1	2	18	13	0	28	1	3	.358	.391	.749
2019	Bradenton (A+)	.340	43	162	22	55	97	16	1	8	26	14	0	50	6	2	.393	.599	.992
	Altoona (AA)	.261	58	184	21	48	72	7	1	5	31	24	1	65	2	1	.346	.391	.737
2020	Did not play (no minor league season)																		
2021	Did not play (injured)																		
MINOR LEAGUE TOTALS (3 SEASONS)		.274	189	636	83	174	265	38	4	15	92	81	1	212	12	10	.361	.417	.778

ABOUT THE  
NATURALS

2022 NWA  
NATURALS

2021 SEASON  
IN REVIEW

CLUB  
HISTORY

NATURALS  
RECORDS

LEAGUE  
OPPONENTS

GENERAL  
INFORMATION





INFIELDER



hair-rahrd

HERARD  
GONZÁLEZ

@GonzalezHerard



BATS S THROWS R

HEIGHT 5'11" WEIGHT 167 LBS

OPENING DAY AGE 20

BORN: May 16, 2001 in Villa Vasquez, Dominican Republic

RESIDES: Villa Vasquez, Dominican Republic

ACQUIRED: July 6, 2017 – Signed as an International Free Agent

PRO DEBUT: June 2, 2018 (DSL Royals) 0-for-3, BB @ DSL Astros

## 2021 SEASON

- Spent the entire season with Columbia (A) and across 90 games, slashed .235/.367/.373 (73-for-311) for the Fireflies, with 26 extra-base hits (seven home runs) and 44 runs batted in, while stealing 13 bases in 18 attempts.
- He continued to see the most time defensive at second base, with 59 starts (514.2 innings) there, also playing shortstop for the first time in his pro career with 23 starts (194.1 innings) at short and one game (9.0 innings) at third base, while serving as the designated hitter five times as well.
- Recorded 20 multi-hit games, with hits in 51 of the 90 games he played ... reached base in 73 of 89 games (82.0%) where he got a plate appearance.
- After ending his 2019 season with a .329 average in August, started 2021 off with a .302 average (13-for-43) and .903 OPS in May ... hit five doubles and drove in eight runs with hits in 10 of his 15 games to start the season.
- For the first time in his career, hit home runs in back-to-back games on 6/15 and 6/16 ... a two-run homer and three-run shot, respectively.

## CAREER HIGHS

HITS: 3, 7x (Last: 7/22/21 vs. Augusta)  
 RUNS: 4 (7/8/21 vs. Charleston)  
 DOUBLES: 2 (5/9/21 @ Augusta)  
 HOME RUNS: 1, 11x (Last: 9/17/21 vs. Kannapolis)  
 RUNS BATTED IN: 3, 3x (Last: 6/16/21 vs. Augusta)  
 WALKS: 3, 5x (Last: 7/25/21 vs. Augusta)  
 STEALS: 3 (6/21/18 vs. DSL Red Sox 1)  
 HIT STREAK: 11 Games (8/6/19 to 8/20/19)



## 2019

- After a slow start to his professional career in 2019, Gonzalez turned things up in 2019 as he made his pro debut in the Arizona Rookie League with Surprise (R), playing in 48 games and slashing .308/.421/.396 (49-for-159) with six extra-base hits (three home runs) and 24 runs batted in ... with just one more plate appearance than the season before, he raised his batting average by 92 points.
- Spent the majority of his time in the field at second base again, making 38 starts there (336.1 innings), but also appeared in three games (2 starts, 19.0 innings) at third base.
- Put together a strong month of August, the best single month of his professional career ... across 19 games, slashed .329/.420/.414 (23-for-70) with two homers, 10 runs batted in and 13 walks.
- From 8/6 to 8/20, compiled an 11-game hitting streak, the longest of his career ... went 17-for-43 (.395 average) at the plate with a .807 average ... six of his 11 games were two-hit performances.

## 2018

- Began his professional career at 17 years old in the Dominican Summer League, where he played 55 games for the DSL Royals 1 (R) and slashed .216/.321/.258 (36-for-167) with 15 runs batted in and 22 steals (in 28 attempts) ... exclusively played second base, making 48 starts there (418.0 innings).
- Recorded hits in 24 different games, including 10 multi-hit games ... twice recorded three hits in a game/
- Early in the season, from 6/7 to 6/11, he put together his best short stretch of the season, he went 7-for-19 (.368 average) with a run batted in and two walks.

## MISCELLANEOUS

- Full name is **Herard Jose Gonzalez** ... during the offseason, resides in Villa Vasquez, Dominican Republic.

YEAR	CLUB	AVG	G	AB	R	H	TB	2B	3B	HR	RBI	BB	IBB	SO	SB	CS	OBP	SLG	OPS
2018	DSL Royals 1 (R)	.216	55	167	28	36	43	4	0	1	15	24	0	42	22	6	.321	.257	.579
2019	Surprise (R)	.308	48	159	28	49	63	1	2	3	24	31	0	37	3	5	.421	.396	.818
2020	Did not play (no minor league season)																		
2021	Columbia (A)	.235	90	311	63	73	116	16	3	7	44	62	1	125	13	5	.367	.373	.740
MINOR LEAGUE TOTALS (3 SEASONS)		.248	193	637	119	158	222	21	5	11	83	117	1	204	38	16	.370	.349	.718



# JIMMY GOVERN

@JGov\_11 @jimmygovern



BATS R  
THROWS R

HEIGHT 6'2"  
WEIGHT 225 LBS

OPENING DAY AGE 25

BORN: December 11, 1996 in Libertyville, Illinois

RESIDES: Libertyville, Illinois

ACQUIRED: 30<sup>th</sup>-Round selection in the 2019 MLB Draft (889<sup>th</sup> OVERALL)

COLLEGE: Eastern Illinois University (Charleston, Illinois)

HIGH SCHOOL: Libertyville High School (Libertyville, Illinois)

PRO DEBUT: June 18, 2019 (Surprise) 0-for-2 vs. AZL Brewers Blue

## 2021 SEASON

- Split time between Quad Cities (A+), Northwest Arkansas (AA) and Omaha (AAA), playing 92 games across the three levels with a .265/.321/.442 slash line.
- Began the season playing 41 games with the Quad Cities River Bandits, then skipped over Double-A and joined the Storm Chasers for a week in Triple-A from July 13 to July 20 ... assigned to the Naturals on July 20, re-joined Omaha on July 31 and assigned back to the Naturals for the remainder of the season on Aug. 3.
- Across all three levels, largely played third base (67 starts, 567.2 innings) but also time playing time at second base (11 starts, 97.2 innings).
- In seven games with Triple-A Omaha, hit .269 (7-for-26) with two doubles, one home run and three runs batted in ... dating back to the 2019 season, hit home runs in three consecutive games with the Storm Chasers (9/1/19, 9/2/19 and 7/14/21).
- In 41 games with Quad Cities, hit .313 (46-for-147) with four home runs and 27 runs batted in.
- When Govern arrived to the Naturals, he carried a 15-game hitting streak between Quad Cities and Omaha, from June 24 to July 18, where he hit .377 (23-for-61) with five doubles, three home runs and 15 runs batted in.
- Hit six home runs for the Naturals, five of which came in August, including in both games of a doubleheader against Frisco on Aug. 14 and back-to-back days on Aug. 27 and 28 against Springfield.
- Recorded the Naturals second walk-off in as many games with a walk-off single on Sept. 3 in the 10th inning vs. Corpus Christi, extending his hitting streak at the time to 4 games.

## AWARDS AND ACCOLADES

**2019 Player of the Year, Surprise Royals (R)**  
**2019 Post-Season All Star, Arizona Rookie League**

## CAREER HIGHS

**HITS:** 4 (8/15/19 vs. AZL Indians Red)  
**RUNS:** 3 (7/25/19 @ AZL Angels)  
**DOUBLES:** 2, 5x (Last: 7/22/21 @ Tulsa)  
**HOME RUNS:** 2 (8/15/19 vs. AZL Indians Red)  
**RUNS BATTED IN:** 5 (7/1/21 vs. Cedar Rapids)  
**WALKS:** 3, 2x (Last: 8/18/19 @ AZL Dodgers Mota)  
**STEALS:** 1, 1x (Last: 8/19/21 @ Tulsa)  
**HIT STREAK:** 15 Games (6/24/21 to 7/18/21)



## 2019

- Named Surprise Player of the Year in his pro debut, primarily playing third base for the Arizona Rookie League (AZL) Royals.
- Named to the Arizona Rookie League Post-Season All-Star team.
- Led the Arizona League in on-base percentage (.492) and OPS (1.120) and ranked among the league leaders in doubles (tied for 2nd), walks (tied for 2nd), batting average (3rd), extra-base hits (26, tied for 3rd), slugging percentage (.628, 4th) and total bases (98, 4th).
- Compiled a seven-game hitting streak between August 8 and August 16, slashing .500/.576/.885 (13-for-26) in that span, with five extra-base hits and nine runs batted in ... also include his first career four-hit game, a 4-for-5 effort on August 15 against the AZL Indians Red.
- Promoted to Omaha (AAA) for six games (August 28 to September 2), where he hit home runs on back-to-back days from September 1-2.

## COLLEGE (2016-2019)

- Played four seasons at Eastern Illinois, slashing .314/.383/.543 (206-for-657) for the Panthers across 177 games.
- Earned first team All-Ohio Valley Conference honors as the second baseman during his senior season in 2019, and ranked among the conference leaders in runs (67, 1st), total bases (142, 2nd), home runs (16, 3rd) slugging percentage (.618, 4th) and doubles (16, 5th).
- Hit for the cycle on March 13 vs. Alabama State and had a two-homer, 5 RBI game on May 18 vs. VMI.
- Eastern Illinois was the only DI program that offered him a scholarship.

## MISCELLANEOUS

- Full name is **James Patrick Govern** ... currently resides in Libertyville, Illinois during the offseason.
- Spent the shutdown in 2020 helping coach an 18-year-old travel team.
- 2015:** Graduated from Libertyville High School (Illinois), where he was named to the IHSBCA All-State team as a senior.

YEAR	CLUB	AVG	G	AB	R	H	TB	2B	3B	HR	RBI	BB	IBB	SO	SB	CS	OBP	SLG	OPS
2019	Idaho Falls (R)	.083	3	12	1	1	2	1	0	0	2	0	0	4	0	0	.083	.167	.250
	Surprise (R)	.365	46	156	33	57	98	17	3	6	33	34	1	20	6	3	.492	.628	1.121
	Omaha (AAA)	.333	6	21	3	7	14	1	0	2	5	0	0	6	0	0	.333	.667	1.000
2020	Did not play (no minor league seasons)																		
2021	Quad Cities (A+)	.313	41	147	23	46	71	13	0	4	27	8	0	24	3	0	.365	.483	.848
	NW Arkansas (AA)	.215	44	144	19	31	57	8	0	6	23	11	0	34	2	1	.281	.396	.677
	Omaha (AAA)	.269	7	26	1	7	12	2	0	1	3	1	0	3	1	0	.296	.462	.758
MINOR LEAGUE TOTALS (2 SEASONS)		.294	147	506	80	149	254	42	3	19	93	54	1	91	12	4	.375	.502	.877

ABOUT THE  
NATURALS

2022 NWA  
NATURALS

2021 SEASON  
IN REVIEW

CLUB  
HISTORY

NATURALS  
RECORDS

LEAGUE  
OPPONENTS

GENERAL  
INFORMATION







# PEYTON GRAY

@GrayPeyton @pcpgray



BATS R THROWS R

HEIGHT 6'3" WEIGHT 200 LBS

OPENING DAY AGE 25

BORN: June 2, 1995 in Columbus, Indiana

RESIDES: Columbus, Indiana

ACQUIRED: September 29, 2020 – Signed as a Minor League Free Agent

SIGNED: June 26, 2018 – Signed as an Undrafted Free Agent by Colorado

COLLEGE: Florida Gulf Coast University (Fort Myers, Florida)

COLLEGE: Gulf Coast State College (Panama City, Florida)

COLLEGE: Western Michigan University (Kalamazoo, Michigan)

HIGH SCHOOL: Columbus East High School (Columbus, Indiana)

PRO DEBUT: July 2, 2018 (Boise) 1.0 IP, 0 R, 1 K vs. Tri-City

RIGHT-HANDED PITCHER

## 2021 SEASON

- After beginning the season with Northwest Arkansas (AA), split the season between the Naturals, Quad Cities (A+) and Columbia (A), pitching in 24 games out of the bullpen across the three levels, going 3-3 with seven saves and a 2.80 ERA (14 ER in 45.0 IP) with 71 strikeouts.
- Broke camp with NW Arkansas and made his eight appearances of the year with the Naturals, striking out 22 in 14.1 innings before joining Quad Cities on June 10 for the rest of the season.
- Made one appearance for the Fireflies on July 25, throwing two scoreless innings.
- Went 6-for-7 in save opportunities with the River Bandits with a career-low 1.26 ERA (4 ER in 28.2 IP) with 10 scoreless outings in his 15 appearances ... only allowed one earned run across eight games and 15.0 High-A innings in July (0.57 ERA) while striking out 29.

## CAREER HIGHS

**INNINGS:** 3.2 (6/21 vs. Tulsa)  
**STRIKEOUTS:** 6, 2x (Last: 6/17/21 vs. Wisconsin)  
**WALKS:** 4 (5/6/21 @ Arkansas)  
**HITS:** 6 (5/23/21 @ Springfield)  
**RUNS:** 5 (5/23/21 @ Springfield)  
**HOME RUNS:** 1, 9x (Last: 8/13/21 vs. Beloit)  
**PITCHES THROWN:** 58 (5/23/21 @ Springfield)  
**SCORELESS STREAK:** 12.1 IP (6/27/21 to 7/22/21)



## 2020

- Released by the Colorado Rockies on February 19, but signed with Kansas City on September 29 after a strong season pitching for the Milwaukee Milkmen in the independent American Association.
- Gray went 3-0 with 14 saves and 32.0 scoreless innings over 30 appearances en route to an American Association Championship.
- Recorded 56 strikeouts (15.8 K/9) without allowing an earned run, while being named both the league's Relief Pitcher of the Year and Rookie of the Year.
- Appeared in 30 of the team's 60 games, with a 0.75 WHIP ... his 56 strikeouts were 48% of the batters he faced.
- After having to win a spot in the bullpen during training camp, he began the 2020 season in a middle relief role and took over as closer when his team's closer went down early in the season.
- The Milkmen had league-best 34-26 record during the regular season and Gray closed out each of their postseason victories as they defeated the Sioux Falls Canaries, 4-1, to capture the 2020 American Association Championship.
- The fifth Milkmen player in the franchise's two-year history to have his contract purchased by an MLB organization.

- Pitched to a 2.11 ERA (5 ER in 21.1 IP) with 36 strikeouts (15.8 K/9) compared to just three walks (13 K/BB).

## COLLEGE (2015-2018)

- 2017-2018:** Transferred to Florida Gulf Coast University for his junior and senior seasons after spending his freshman season at Western Michigan and sophomore season at Gulf Coast State College ... named the ASUN Pitcher of the Week for his efforts on March 15, pitching 2.1 scoreless innings in a win vs. #1 FSU ... was teammates with Royals farmhand Josh Dye in both 2017 and 2018.
- 2016:** Made 18 appearances (11 starts) as a Sophomore at Gulf Coast State College, going 8-1 with one save ... ranked 55th in the NJCAA in wins ... struck out 55 batters in 71.0 IP ... ranked second on the team in both categories ... named First Team All-Panhandle Conference.
- 2015:** Made 20 appearances (2 starts) as a Freshman at Western Michigan ... posted a 0-1 record with a 3.58 ERA ... struck out 21 batters in 37.2 IP.

## MISCELLANEOUS

- Full name is **Peyton Charles Paul Gray** ... currently resides in Columbus, Indiana, during the offseason.
- Graduated from Columbus East High School (Indiana) in **2014**, where he was a four-year letter winner in baseball and a three-year varsity letter winner in basketball ... also was the captain of the Columbus East bowling team and recorded several 300 games.
- Was celebrating his father William's birthday when he got the call from the Rockies that they wanted to sign them ... had been contacted by a Colorado Scout earlier in the day, then flew to Boise the next morning to begin his pro career.

## 2019

- Suffered a shoulder injury during Spring Training, which limited him to just two appearances in July, one with each the Boise Hawks and Grand Junction Rockies.

## 2018

- Signed with Colorado as an undrafted free agent and went 4-0 with 16 relief appearances in his professional debut for the Boise Hawks in the Northwest League.

YEAR	CLUB	W	L	ERA	G	GS	CG	SHO	SV	SVO	IP	H	R	ER	HR	HB	BB	SO	WHIP	AVG
2018	Boise (A-)	4	0	2.11	16	0	0	0	0	0	21.1	12	6	5	3	1	3	36	0.70	.158
2019	Grand Junction (R)	0	0	0.00	1	0	0	0	0	0	1.0	0	0	0	0	0	0	2	0.00	.000
	Boise (A-)	0	0	4.50	1	0	0	0	0	0	2.0	3	1	1	1	0	0	3	1.50	.333
2020	Milwaukee (IND - A.A.)	3	0	0.00	30	0	0	0	14	14	32.0	10	0	0	0	0	14	56	0.75	.100
2021	Columbia (A)	0	0	0.00	1	0	0	0	1	1	2.0	1	0	0	0	0	0	2	0.50	.143
	Quad Cities (A+)	2	1	1.26	15	0	0	0	6	7	28.2	16	6	4	2	3	15	47	1.08	.163
	NW Arkansas (AA)	1	2	6.28	8	0	0	0	0	1	14.1	16	12	10	3	0	8	22	1.67	.271
MINOR LEAGUE TOTALS (2 SEASONS)		10	12	5.83	104	10	0	0	6	9	197.2	215	145	128	23	7	91	223	1.55	.274
INDY LEAGUE TOTALS (1 SEASON)		3	0	0.00	30	0	0	0	14	14	32.0	10	0	0	0	0	14	56	0.75	.100



INFIELDER



GROET-john

# RYAN GROTJOHN

[@Ryan\\_Grotjohn](#) [@grottyy13](#)



**BATS** R **THROWS** R

**HEIGHT** 6'2" **WEIGHT** 195 LBS

**OPENING DAY AGE** 25

**BORN:** April 25, 1996 in Bakersfield, California

**RESIDES:** Scottsdale, Arizona

**ACQUIRED:** January 27, 2022 – Signed as a Minor League Free Agent

**DRAFTED:** Arizona's 10<sup>th</sup>-Round pick in the 2017 MLB Draft (292<sup>nd</sup> Overall)

**COLLEGE:** California State University, Bakersfield (Bakersfield, California)

**HIGH SCHOOL:** Brophy College Preparatory (Phoenix, Arizona)

**PRO DEBUT:** June 23, 2017 (Missoula) 3-for-4, 2 2B, 3 RBI vs. Great Falls

## 2021 SEASON

- Released by the Arizona Diamondbacks on January 8, then signed with the independent Kansas City Monarchs (then known as the T-Bones) of the MLB Partner League American Association on January 18.
- Named the American Association All-Star at second base by the league media, coaches and general managers, slashing .329/.436/.523 (109-for-339) with 10 home runs and 60 runs batted in for the league champions, as he finished second on the team in batting average, led the team in OBP, ranked second on the Monarchs in walks (55) and steals (12) and led the team in triples (6).
- Recorded a 13 game hitting streak and 21 game on base streak during the season and had a season-high six-RBI game on 6/2 against Sioux Falls.
- Played with Gigantes de Carolina of the Puerto Rican Winter League in the 2021-22 season ... in 30 games, slashed .270/.351/.410 (27-for-100), mostly playing third base.

## AWARDS AND ACCOLADES

2021 Post-Season All Star, American Association (2B)

## CAREER HIGHS

**HITS:** 4, 2x (Last: 8/21/18 vs. Peoria)  
**RUNS:** 4 (6/26/18 @ Peoria)  
**DOUBLES:** 2, 2x (Last: 8/2/19 vs. Rancho Cucamonga)  
**HOME RUNS:** 1, 12x (Last: 8/30/19 vs. Jacksonville)  
**RUNS BATTED IN:** 7 (7/27/18 vs. Beloit)  
**WALKS:** 3, 2x (Last: 5/14/19 @ Mobile)  
**STEALS:** 1, 13x (Last: 8/31/19 vs. Jacksonville)  
**HIT STREAK:** 16 Games (7/16/18 to 8/3/18)



## 2019

- Split the season between Visalia (A+) and Jackson (AA), slashed .231/.336/.347 across 107 combined games, 29 with the Rawhide and 78 with the Generals, both of which won their respective league titles ... bounced back and forth between High-A and Double-A, with three separate stints for each club, a total of five transactions, three of which came in August.
- Went 3-for-18 (.167) with three runs scored, one run batted in and two walks playing in both left and right field, as Jackson won series over Montgomery (TBR) and Biloxi (MIL) to win the Southern League championship, their second straight over the Shuckers.

## 2018

- Spent the majority of his first full season in pro ball with Kane County (A), though also saw time with Visalia (A+) and one game with Jackson (AA).
- In 80 games for the Cougars, slashed .303/.361/.488 (90-for-297) with seven home runs and 49 runs batted in.
- In one game with the Double-A Jackson Generals on 5/3, went 1-for-3 with two runs scored, a run batted in and a stolen base ... was assigned to Extended Spring Training the next day.
- Assigned to the Visalia Rawhide on 5/27 and played in nine games before re-joining Kane County on 6/13 for the remainder of the season.

## 2017

- Began his professional career in the Pioneer League with Missoula (R) before joining Hillsboro (A-) in the Northwest League on 7/2 for the remainder of the season ... combined to slash .256/.317/.348 (42-for-164) across 44 games between the two levels.
- In his pro debut on 6/23 vs. Great Falls, went 3-for-4 with two doubles and three runs batted in ... one of 10 multi-hit games that season.

## COLLEGE (2014-2017)

- Played four seasons at California State University, Bakersfield, appearing in 184 games for the Roadrunners (Western Athletic Conference) ... slashed .302/.394/.413 (173-for-572) with appearances at six different positions (1B, 2B, 3B, SS, LF & RF).
- 2017 (SENIOR):** Led Division I in hitting for two weeks during the 2017 season and finished the regular season seventh (.390) in the category ... first team All-Conference selection in the WAC ... led the Roadrunners in slugging percentage (.512), hits (83), doubles (15), and was second on the team in on-base percentage (.459).
- 2016 (JUNIOR):** Named Western Athletic Conference Hitter of the Week ending May 15, hitting .615 on the week with a .846 slugging percentage and .688 on-base percentage.
- 2015 (SOPHOMORE):** Led team in regular season with three home runs ... hit .268 and drove in 26 runs, the sixth most on the team.
- 2014 (FRESHMAN):** Appeared in 16 games, starting four times.

YEAR	CLUB	AVG	G	AB	R	H	TB	2B	3B	HR	RBI	BB	IBB	SO	SB	CS	OBP	SLG	OPS
2017	Missoula (R)	.227	6	22	6	5	8	3	0	0	4	1	0	2	0	0	.261	.364	.625
	Hillsboro (A-)	.261	38	142	21	37	49	8	2	0	27	12	0	24	3	3	.325	.345	.670
2018	Kane County (A)	.303	80	297	51	90	145	22	6	7	49	25	0	54	3	5	.361	.488	.849
	Visalia (A+)	.147	9	34	5	5	8	0	0	1	4	2	0	9	3	1	.194	.235	.429
	Jackson (AA)	.333	1	3	2	1	1	0	0	0	1	1	0	1	0	0	.500	.333	.833
2019	Visalia (A+)	.237	29	93	14	22	32	7	0	1	10	19	0	30	1	4	.374	.344	.718
	Jackson (AA)	.229	78	227	36	52	79	10	4	3	19	25	0	67	3	1	.319	.348	.667
2020	Did not play (no minor league season)																		
2021	Kansas City (IND - A.A.)	.329	91	331	76	109	173	25	6	10	60	55	1	69	12	0	.436	.523	.959
MINOR LEAGUE TOTALS (3 SEASONS)		.259	241	818	135	212	322	50	12	12	114	85	0	187	13	14	.337	.394	.731
INDY LEAGUE TOTALS (1 SEASON)		.329	91	331	76	109	173	25	6	10	60	55	1	69	12	0	.436	.523	.959

ABOUT THE  
NATURALS

2022 NWA  
NATURALS

2021 SEASON  
IN REVIEW

CLUB  
HISTORY

NATURALS  
RECORDS

LEAGUE  
OPPONENTS

GENERAL  
INFORMATION





# ZACH HAAKE

@zach\_haake @zhaake21

BATS THROWS  
R R

HEIGHT WEIGHT  
6'4" 186 LBS

OPENING DAY AGE  
25

**BORN:** October 8, 1996 in Belleville, Illinois 🇺🇸  
**RESIDES:** Breese, Illinois  
**ACQUIRED:** 6<sup>th</sup>-Round selection in the 2018 MLB Draft (182<sup>nd</sup> Overall)  
**COLLEGE:** University of Kentucky (Lexington, Kentucky)  
**COLLEGE:** John A. Logan College (Carterville, Illinois)  
**COLLEGE:** Arkansas State University (Jonesboro, Arkansas)  
**HIGH SCHOOL:** Mater Dei High School (Breese, Illinois)  
**PRO DEBUT:** July 30, 2018 (Surprise) 2.0 IP, 0 R, 3 K vs. AZL Dodgers



RIGHT-HANDED PITCHER



## 2021 SEASON

- Assigned to Quad Cities (A+) to begin the season and pitched for the River Bandits for the first two months, before missing six weeks with an oblique injury ... rehabbed with the Arizona Complex League Royals Blue and Gold teams (R), making four starts in August and into September, before re-joining Quad Cities at the end of the year for their High-A Central Championship run.
- Across 15 combined games (14 starts), went 4-1 with a 3.35 ERA (20 ER in 53.2 IP), striking out 58 ... struck out four or more in eight of his 10 High-A starts.
- Made two appearances out of the bullpen for the River Bandits in their Championship Series against Cedar Rapids, pitching 3.1 scoreless frames with four strikeouts and earning the win in the Game 5 series-clinching victory.
- Per *Baseball America*, generated a 49% whiff rate with his slider against High-A Central hitters, but also walked 4.34 batters per nine innings.
- After the regular season ended, was assigned to the Surprise Saguaros of the Arizona Fall League and pitched in six games (five starts) and saw mixed results, going 1-1 with a 6.61 ERA (12 ER in 16.1 IP) while walking 14 and striking out 14 as well.
- Ended the 2021 season ranked by *Baseball America* as the No. 21 Royals prospect, No. 29 prospect in the Royals' organization per MLB Pipeline.

## CAREER HIGHS

**INNINGS:** 6.0, 3x (Last: 6/18/21 vs. Wisconsin)  
**STRIKEOUTS:** 12 (4/27/19 vs. Greenville)  
**WALKS:** 6 (6/23/19 vs. Greenville)  
**HITS:** 9 (5/26/21 @ Dayton)  
**RUNS:** 6 (8/12/19 vs. Hickory)  
**HOME RUNS:** 3, 2x (Last: 6/12/21 @ Peoria)  
**PITCHES THROWN:** 95 (4/27/19 vs. Greenville)  
**SCORELESS STREAK:** 15.2 IP (7/20/19 to 8/12/19)



## 2019

- Assigned to Lexington (A) out of spring training but was shut down at the end of April and missed two months with shoulder soreness ... made one appearance with Idaho Falls (R) before re-joining the Legends for the remainder of the season.
- Started the season on a strong note, allowing one earned run or fewer in each of his first six starts, a stretch in which he went 1-3 despite a 1.48 ERA (5 ER in 30.1 IP) ... recorded a career-high 12 strikeouts with no walks over 6.0 innings on April 27 vs. Greenville.
- Held opponents scoreless over three consecutive starts (14.0 innings) from 7/25 to 8/6, making up the majority a career-best 15.2 scoreless innings streak.
- Had a 1.74 ERA (2 ER in 10.1 IP) in two postseason starts, including 6.0 scoreless, no-hit innings in Lexington's South Atlantic League title-clinching Game 4 win over Hickory.

## COLLEGE (2016-2018)

- JUNIOR (2018):** Transferred to the University of Kentucky as a consensus top-70 draft prospect, according to Baseball America (No. 54) and D1 Baseball (No. 66), also rated by both publications as a Top-20 player in the SEC entering the season... struggled for the Wildcats, however, and went 2-4 in 15 appearances (6 starts) with a 8.47 ERA (32 ER in 34.0 IP) and 36 strikeouts.
- SOPHOMORE (2017):** Transferred to John A. Logan Junior College and went 8-1 with a 2.52 ERA (22 ER in 78.2 IP) and 91 strikeouts (10.4 K/9) ... ranked in top 50 nationally in strikeouts and ERA and was rated the No. 6 JUCO prospect by Perfect Game/Rawlings ... GRAC All-Conference honoree and NUCAA Pitcher of the Week.
- FRESHMAN (2016):** Began his collegiate career at Arkansas State in 2016, where he went 2-0 with a 6.57 ERA in 11 appearances (two starts) and ... struck out 12 in 12.1 innings

## 2018

- Split his first season in professional baseball between two rookie affiliates in Surprise and Idaho Falls ... across seven combined games (six starts), did not record a decision but pitched to a 1.76 ERA (3 ER in 15.1 IP) while only walking four and striking out 14.
- Did not allow a run in his first three appearances (4.1 innings) of the season with the AZL (Surprise) Royals ... assigned to Idaho Falls on 8/29 and made two starts for the Chukars to end the season.
- Only allowed runs in two of his seven appearances and only surrendered more than one hit once ... struck out at least one batter in every outing, with three multi-strikeout games.

## MISCELLANEOUS

- Enters 2022 ranked by *Baseball America* as the No. 27 Royals prospect.
- Full name is **Zachary Thomas Haake** ... resides in Breese, Illinois during the offseason.
- 2015:** Graduated from Mater Dei Catholic High School (Illinois), where he was a four-year letterman as a pitcher and outfielder ... also played basketball and golf in high school ... 2015 basketball team was regional, sectional and super-sectional champs while finishing fourth in the state of Illinois.

YEAR	CLUB	W	L	ERA	G	GS	CG	SHO	SV	SVO	IP	H	R	ER	HR	HB	BB	SO	WHIP	AVG
2018	Surprise (R)	0	0	1.86	5	4	0	0	0	0	9.2	7	2	2	1	1	2	10	0.93	.200
	Idaho Falls (R)	0	0	1.59	2	2	0	0	0	0	5.2	2	1	1	0	0	2	4	0.71	.111
2019	Idaho Falls (R) 🟡	0	0	0.00	1	1	0	0	0	0	4.1	2	0	0	0	1	3	4	1.15	.154
	Lexington (A) 🟡	4	6	2.85	18	18	0	0	0	0	75.2	60	32	24	2	2	36	90	1.27	.221
2020	Did not play (no minor league season)																			
2021	ACL Royals Blue (R)	0	0	2.25	2	2	0	0	0	0	4.0	4	2	1	0	0	0	5	1.00	.286
	ACL Royals Gold (R)	0	0	0.00	2	2	0	0	0	0	4.0	1	0	0	0	0	1	6	0.50	.077
	Quad Cities (A+) 🟡	4	1	3.74	11	10	0	0	0	0	45.2	35	20	19	9	1	22	47	1.25	.208
MINOR LEAGUE TOTALS (3 SEASONS)		8	7	2.84	41	39	0	0	0	0	149.0	111	57	47	12	5	66	166	1.19	.208



# WILLIAM HANCOCK

@Whancock5 @whancock5



**BATS**  
L

**THROWS**  
R

**HEIGHT**  
6'2"

**WEIGHT**  
200 LBS

**OPENING DAY AGE**  
25

**BORN:** October 31, 1996 in Little Rock, Arkansas

**RESIDES:** Little Rock, Arkansas

**ACQUIRED:** 31<sup>st</sup>-Round selection in the 2018 MLB Draft (932<sup>nd</sup> Overall)

**COLLEGE:** University of Central Arkansas (Conway, Arkansas)

**HIGH SCHOOL:** Catholic High School (Little Rock, Arkansas)

**PRO DEBUT:** June 18, 2018 (Surprise) 0-for-3 vs. AZL Mariners

**CATCHER**

## 2021 SEASON

- Spent the entire season with Quad Cities (A+), slashing .192/.290/.314 (44-for-229) with the River Bandits across 69 games with five home runs and 35 runs batted in.
- In 67 games (64 starts) behind the plate with Quad Cities, had 639 putouts across 562.0 innings and threw out 22 of 82 possible base stealers (26.8%). ... caught two runners stealing in the same game twice, on 6/25 and 6/27 at Beloit.
- Recorded nine multi-hit games, including a 3-for-5 day with four runs batted in at Beloit and a 4-for-5 game on 7/9 at Wisconsin with five RBI.
- Four of his five home runs came with two outs, as did 21 of his 35 runs batted in.
- Had a .500 on-base percentage when ahead in the count, with nine hits and 28 walks.
- Appeared in three of the five games in Quad Cities' High-A Central Championship series win ... scored two runs (T-2nd) during the series with Cedar Rapids and had a pair of hits and a stolen base in the deciding Game 5 on 9/26.

## CAREER HIGHS

**HITS:** 4, 2x (Last: 7/9/21 @ Wisconsin)  
**RUNS:** 2, 4x (Last: 7/13/21 @ Beloit)  
**DOUBLES:** 2 (7/14/19 vs. Danville)  
**TRIPLES:** 1, 4x (Last: 5/11/21 vs. Cedar Rapids)  
**HOME RUNS:** 1, 6x (Last: 8/27/21 vs. Wisconsin)  
**RUNS BATTED IN:** 5 (7/9/21 @ Wisconsin)  
**WALKS:** 3 (5/4/21 @ South Bend)  
**HIT STREAK:** 8 Games (8/5/19 to 8/16/19)



## 2019

- Spent the entire season with Burlington (R) in the Appalachian League, slashing .262/.344/.343 (45-for-172) in 47 games, with 10 doubles, two triples and 15 runs batted in.
- Started 44 games behind the plate for the B-Royals and led the team in putouts (424) ... ranked fourth on the team in games started and innings played at one position (390.1).
- Started all six games of the Appalachian League playoffs for Burlington, in both their division round match-up with Pulaski (NYY) and Championship Series with Johnson City (STL) ... went 2-for-22 (.091) at the plate with both hits and his lone RBI of the postseason coming in the Championship Series, though the Royals lost the best-of-three series to the Cardinals in Game 3.

## 2018

- Spent most of his first pro season in the Arizona Rookie League with Surprise (R), but had a pair of stints with Lexington (A), playing six games with the Legends on top of his 24 with the AZL Royals.
- In 30 combined games between the two levels, slashed .219/.304/.333 (21-for-96) with eight extra-base hits and eight runs batted in.
- Was on the roster in Lexington from 7/24 to 8/7 and assigned again on 9/3 for the end of the regular season.

## COLLEGE (2016-2018)

- Attended the University of Central Arkansas, where he slashed .263/.330/.359 (118-for-448) across three seasons across 125 games with the Bears (NCAA D1 ASUN Conference).
- Hit a career-high .280 with a .742 OPS and five homers in his junior year at UCA, with 12 multi-hit games and three multi-RBI games in 2018 ... in his final season on campus in Conway, he recorded only 3 errors on 382 chances, along with 64 assists.
- One of three UCA Bears drafted by the Royals in 2018, along with teammates RHP Tyler Gray (7th round) and OF Hunter Strong (25th round).

## MISCELLANEOUS

- Attended Little Rock Catholic High School, where he was a 7A All-State selection as a senior and a 7A Central All-Conference selection in 2013, 2014 and 2015.
- His brother, Matt, pitched at the University of North Alabama, and is now the Rehab Pitching Coordinator for the San Diego Padres.
- Was a groundskeeper for Second Presbyterian Church, in Little Rock, Arkansas, during his summer and winter breaks in school.

YEAR	CLUB	AVG	G	AB	R	H	TB	2B	3B	HR	RBI	BB	IBB	SO	SB	CS	OBP	SLG	OPS
2018	Surprise (R)	.224	24	76	6	17	27	5	1	1	7	8	0	25	0	1	.322	.355	.678
	Lexington (A)	.200	6	20	1	4	5	1	0	0	1	1	0	9	0	0	.227	.250	.477
2019	Burlington (R)	.262	47	172	16	45	54	10	2	0	15	19	1	54	0	0	.344	.343	.687
2020	Did not play (no minor league season)																		
2021	Quad Cities (A+)	.192	69	229	30	44	98	11	1	5	35	28	0	98	0	0	.289	.314	.604
MINOR LEAGUE TOTALS (3 SEASONS)		.221	146	497	53	110	163	27	4	6	58	56	1	186	0	1	.311	.328	.639

ABOUT THE  
NATURALS

2022 NWA  
NATURALS

2021 SEASON  
IN REVIEW

CLUB  
HISTORY

NATURALS  
RECORDS

LEAGUE  
OPPONENTS

GENERAL  
INFORMATION





OUTFIELDER

# BREWER HICKLEN

[@brewerhicklen](#) [@brewerhicklen](#)



**BATS**  
R

**THROWS**  
R

**HEIGHT**

**WEIGHT**

6'2"

208 LBS

**OPENING DAY AGE**

26

**BORN:** February 9, 1996 in Huntsville, Alabama

**RESIDES:** Birmingham, Alabama

**ACQUIRED:** 7<sup>th</sup>-Round selection in the 2017 MLB Draft (210<sup>th</sup> Overall)

**COLLEGE:** University of Alabama at Birmingham (Birmingham, Alabama)

**HIGH SCHOOL:** Huntsville High School (Huntsville, Alabama)

**PRO DEBUT:** June 25, 2017 (Surprise): 1-for-4 vs AZL Rangers

## 2021 SEASON

- Spent the entire season with Northwest Arkansas (AA), his third consecutive year playing under Scott Thorman and third straight Minor League Championship.
- Slashed .243/.346/.434 with 16 home runs, 57 runs batted in and 40 stolen bases, which led all Double-A hitters and ranked tied for 13th in all of the Minors ... led the Naturals in walks (52) in addition to steals.
- Saw time at all three outfield positions for the Naturals, largely in the corner outfield spots, 61 starts in left field (529.0 innings), three starts in center field (26.0 innings) and 35 starts in right field (300.0 innings) ... 10 outfield assists across the three positions was the most of any Double-A Central outfielder.
- Through his first 59 games, slashed just .199/.288/.323 (40-for-201) with five home runs and 23 runs batted in ... over his final 48 games, slashed .298/.415/.571 (48-for-161) with 11 home runs and 34 runs batted in ... 3-for-4 game on 7/23 in Tulsa with two homers and four runs batted in was turning point.
- Reached base in 41 of his last 47 games played with hits in 19 of his last 27.
- Was one of the most important players for the Naturals in the Double-A Central Championship Series, going 3-for-10 with two home runs, a go-ahead solo shot in Game 1 on 9/21 and a go-ahead grand slam in Game 3 on 9/24.

## AWARDS AND ACCOLADES

**2019 Player of the Year, Wilmington Blue Rocks (A+)**

**2019 Post-Season All Star, Carolina League**

**2019 MiLB.com Organization All-Star**

**2018 MiLB.com Organization All-Star**

## CAREER HIGHS

**HITS:** 4, 3x (Last: 7/2/18 vs. Asheville)

**RUNS:** 4 (8/21/19 vs. Salem)

**DOUBLES:** 2, 7x (Last: 8/4/21 @ Arkansas)

**HOME RUNS:** 3 (8/22/19 vs. Salem)

**RUNS BATTED IN:** 5, 2x (Last: 8/24/21 vs. Springfield)

**WALKS:** 3, 3x (Last: 6/20/19 vs. Frederick)

**STEALS:** 3, 4x (Last: 8/12/21 vs. Frisco)

**HIT STREAK:** 11 Games (8/3/17 to 8/23/17)



## 2020

- Saw time in 3 Cactus League games, went 2-3 with 2 doubles and 1 RBI ... Participated in the Royals' Postseason Instructional Camp at Kauffman Stadium in October.

## 2019

- Named Wilmington Player of the Year after ranking among the Carolina League leaders in steals (39, 1st), runs (70, 3rd), triples (7, T-3rd), home runs (14, T-4th), on-base percentage (.363, 6th), slugging percentage (.427, 6th) and OPS (.790, 6th).
- Homered in three consecutive games from August 6-8 and homered twice in the first game of a doubleheader on August 21 ... the next day, he became the first player in Wilmington history to hit three home runs in a single game, en route to earning player of the Week honors.
- Played for the Surprise Saguaros in the prestigious Arizona Fall League under Scott Thorman, hit .149 in 13 games ... Stole four bases in seven attempts, hit one home run with three runs batted in.

## 2018

- Named an MiLB.com Organization All-Star, splitting the season between Lexington (A) and Wilmington (A+), slashed a combined .288/.357/.507.

- Ranked among Royals MiLB leaders in stolen bases (35, 3rd), HR (18, 5th) and RBI (68, 5th).
- His 29 steals in just 82 games at Lexington ranked fifth in the South Atlantic League.

## 2017

- Split season between Surprise (Rookie) and Idaho Falls (Rookie) ... Slashed .321/.409/.532 (50-for-156) with 11 doubles, five triples and four home runs, while driving in 23 combined runs ... Reached safely in 36 of 39 games in his pro debut.

## COLLEGE (2015-2017)

- Attended the University of Alabama at Birmingham, where he redshirted in 2015 and transitioned that year from being a catcher to playing center field ... planned to play football and baseball at UAB before the school's football program was shut down after the 2014 season ... highest drafted player out of UAB ... named Conference USA All-Freshman Team in 2016 ... Earned All-Conference USA Second-Team honors in 2017 and had a 19-game hitting streak, four shy of the school record and ended on a 41-game on-base streak.

## MISCELLANEOUS

- Full name is **Charles Brewer Hicklen** ... currently resides in Birmingham, Alabama during the offseason.

YEAR	CLUB	AVG	G	AB	R	H	TB	2B	3B	HR	RBI	BB	IBB	SO	SB	CS	OBP	SLG	OPS
2017	Surprise (R)	.348	19	69	19	24	42	3	3	3	13	9	0	24	13	3	.439	.609	1.048
	Idaho Falls (R)	.299	20	87	19	26	41	8	2	1	10	9	1	22	3	1	.384	.471	.855
2018	Lexington (A)	.307	82	306	59	94	169	18	3	17	65	24	1	98	29	6	.378	.552	.930
	Wilmington (A+)	.211	22	71	11	15	22	4	0	1	3	4	0	26	6	0	.263	.310	.573
2019	Wilmington (A+)	.263	125	419	70	110	179	13	7	14	51	55	2	140	39	14	.363	.427	.790
2020	Did not play (no minor league season)																		
2021	NW Arkansas (AA)	.243	107	362	70	88	157	15	3	16	57	52	0	132	40	4	.346	.434	.780
MINOR LEAGUE TOTALS (4 SEASONS)		.272	375	1314	248	357	610	61	18	52	199	153	4	442	130	28	.362	.464	.826





# WILL KLEIN

@willklein0 @wllkln

BATS R THROWS R

HEIGHT 6'5" WEIGHT 230 LBS

OPENING DAY AGE 22

BORN: November 28, 1999 in Maryville, Tennessee

RESIDES: Bloomington, Indiana

ACQUIRED: 5<sup>th</sup>-Round selection in the 2020 MLB Draft (135<sup>th</sup> OVERALL)

COLLEGE: Eastern Illinois University (Charleston, Illinois)

HIGH SCHOOL: Bloomington North High School (Bloomington, Indiana)

PRO DEBUT: May 8, 2021 (Quad Cities) 1.0 IP, 1 R, 1 K @ South Bend



ABOUT THE  
NATURALS

2022 NWA  
NATURALS

2021 SEASON  
IN REVIEW

CLUB  
HISTORY

NATURALS  
RECORDS

LEAGUE  
OPPONENTS

GENERAL  
INFORMATION

## 2021 SEASON

- Began his professional career in Quad Cities (A+), pitching in 36 games out of the bullpen for the River Bandits ... went 7-1 with four saves and a 3.58 ERA (25 ER in 70.1 IP and 121 strikeouts) ... named an MiLB.com Organization All-Star and recognized as the Royals' Pitching Prospect of the Year by MLB Pipeline.
- Among all Minor League pitchers who threw at least 70.0 innings, Klein's 15.48 K/9 ranked first, as did his 40.9% strikeout percentage ... a .171 opponents' batting average ranked ninth ... his 121 strikeouts were the most among any minor league arm with less than 15 starts ... of 225 minor league pitchers who struck out 100 or more hitters, he was one of just two that did not make a start, one of nine who made less than 10 starts.
- Despite pitching exclusively in relief, his 121 strikeouts ranked third among all Royals minor league arms, while seven wins was tied for third and 36 games pitched ranked 10th in the system ... among Royals minor leaguers who pitched at least 70.0 innings, ranked first with in K/9, K%, K-BB% (26.0%, 121 K/44 BB) and opponents' batting average.
- Ranked third in the High-A Central in strikeouts, behind teammate Anthony Veneziano and ranked tied for fifth in wins.
- Often pitched in high-leverage situations for the River Bandits, with 199 of the 296 batters he faced (67.2%) coming in the seventh, eighth or ninth innings.
- 25 of his 36 outings with Quad Cities were 2.0 innings or more, including five 3.0-inning appearances ... only threw 1.0 inning or less six times.
- After a rough July, with a 4.41 ERA in 16.1 innings, he worked with River Bandits pitching coach Steve Luebber to make some mechanical changes in his delivery – mainly staying back and not rushing through the motions – and responded with his best month of the season, posting a 1.29 ERA (2 ER in 14.0 IP), while going 3-0 with 29 strikeouts and four walks (7.25 K/BB, 53.7% K%).
- Struck out at least one batter in every game he pitched, with multiple strikeouts in 31 of 36 outings ... struck out five or more in nine appearances.
- 19 of 36 outings were scoreless appearances, allowed multiple runs in five games ... did not allow a run over 12.2 innings, a six-game stretch from 6/16 to 7/1, where he allowed just two hits and struck out 23.

## AWARDS AND ACCOLADES

2021 MiLB.com Organization All-Star

## CAREER HIGHS

INNINGS: 3.0, 5x (Last: 8/12/21 vs. Beloit)  
STRIKEOUTS: 6, 5x (Last: 8/12/21 vs. Beloit)  
WALKS: 4 (5/8/21 @ South Bend)  
HITS: 4 (7/16/21 @ Beloit)  
RUNS: 4, 2x (Last: 7/16/21 @ Beloit)  
HOME RUNS: 1 (6/13/21 @ Peoria)  
PITCHES THROWN: 56 (7/1/21 vs. Cedar Rapids)  
SCORELESS STREAK: 12.2 IP (6/16/21 to 7/1/21)

## 2020

- Selected with the Royals' final pick in the shorthanded 2020 MLB Draft, Kansas City's fifth round selection 135<sup>th</sup> overall out of 160 total selections (down from 40 rounds, over 1,200 selections).

## COLLEGE (2018-2020)

- Attended Eastern Illinois University, where he finished his collegiate career with a 4-3 record and 4.86 ERA (36 ER in 66.2 IP) and 95 strikeouts across 37 games (seven starts) ... largely pitched out of the bullpen his first two seasons for the Panthers (Ohio Valley Conference), transitioned to a starting role in his third year.
- JUNIOR (2020):** Entered the season touted as the No. 1 prospect in the OVC and appeared in and started in all four games he pitched in, with a 3.33 ERA (9 ER in 24.1 IP) with 33 strikeouts, which tied him for the 57<sup>th</sup> most nationally, and third most in the OVC ... also ranked fourth in the OVC with 12.9 strikeouts per nine innings, and 105<sup>th</sup> nationally ... led the Panthers in ERA and strikeouts, with the next closest arm having ten less.

- SOPHOMORE (2019):** Appeared in 19 games as a sophomore, going 1-1 with a 5.11 ERA (14 ER in 24.2 innings) with 34 strikeouts ... named the best pitcher in the Northwoods League by *Baseball America*, after going 2-2 with a 0.86 ERA (2 ER in 21.0 IP), 38 strikeouts (16.3 K/9) and seven saves for the Lakeshore Chinooks, earning league All-Star honors
- FRESHMAN (2018):** Appeared in 14 games (three starts) as a freshman and made three starts, going 1-1 with a 6.62 ERA (13 ER in 17.2 IP and 28 strikeouts).

## MISCELLANEOUS

- Enters 2022 ranked by *Baseball America* as the No. 18 Royals prospect and the No. 20 prospect in the system according to MLB Pipeline.
- 2017: Graduated from Bloomington North High School (Indiana), where he earned first team All-Conference honors and recorded a 1.98 ERA with 30 strikeouts in 17.2 innings as a senior.

YEAR	CLUB	W	L	ERA	G	GS	CG	SHO	SV	SVO	IP	H	R	ER	HR	HB	BB	SO	WHIP	AVG
2020																				
2021	Quad Cities (A+)	7	1	3.20	36	0	0	0	4	9	70.1	43	28	25	4	1	44	121	1.24	.173
MINOR LEAGUE TOTALS (1 SEASON)		7	1	3.20	36	0	0	0	4	9	70.1	43	28	25	4	1	44	121	1.24	.173



LEFT-HANDED PITCHER



AY-suh

ASA  
LACY
[@The\\_Ace35](https://twitter.com/The_Ace35)
[@the\\_ace35](https://www.instagram.com/the_ace35)

## BATS

L

## THROWS

L

## HEIGHT

6'4"

## WEIGHT

215 LBS

## OPENING DAY AGE

22

BORN: June 2, 1999 in Bryan, Texas 🇺🇸

RESIDES: Kerrville, Texas

ACQUIRED: 1<sup>st</sup>-Round selection in the 2020 MLB Draft (4<sup>TH</sup> OVERALL)DRAFTED: Cleveland's 31<sup>st</sup>-Round pick in the 2017 MLB Draft (94<sup>TH</sup> OVERALL)

COLLEGE: Texas A&amp;M University (College Station, Texas)

HIGH SCHOOL: Tivy High School (Kerrville, Texas)

PRO DEBUT: May 5, 2021 (Quad Cities) 2.1 IP, 4 R, 5 K @ South Bend



## 2021 SEASON

- Spent his first professional season with Quad Cities (A+) and made 14 starts with the River Bandits, going 2-5 with a 5.19 ERA (30 ER in 52.0 IP) and 79 strikeouts, before being placed on the Injured List on 7/27 and missed the rest of the season.
- Made his professional debut in the second game of the season on 5/5 but took the loss at South Bend, allowing four runs in 2.1 innings with five strikeouts ... picked up his first win in his third start, on 5/19 at Peoria ... threw 5.0 shutout innings with three hits, two walks and six strikeouts.
- Struck out five or more in 10 of 14 starts, including three nine-strikeout appearances, including back-to-back starts on 6/27 and 7/3.
- Two of his 14 outings with the River Bandits were scoreless starts, with five one-run games as well.
- His 13.67 K/9 ranked third among Royals minor league pitchers with at least 50.0 innings pitched, while his 33.3% strikeout percentage ranked fifth among those pitchers ... however, he also struggled with control, walking 7.10 batters per nine innings (41 BB in 52.0 IP) with a 17.3% walk rate, both the highest rates among that same group of Royals minor league arms.
- Pitched for the Surprise Saguaros in the Arizona Fall League after just under three months out of action ... in four starts, went 2-0 with a 2.35 ERA (2 ER in 7.2 IP), striking out 15 while walking six ... three of his four outings were scoreless, with five strikeouts in his last two.
- Entered 2021 ranked by *Baseball America* as the No. 3 Royals prospect, the 37<sup>th</sup> overall prospect in baseball and MLB Pipeline's No. 4 prospect in the Royals system, their 30<sup>th</sup> overall prospect in baseball.

## CAREER HIGHS

**INNINGS:** 6.0 (7/3/21 vs. Cedar Rapids)  
**STRIKEOUTS:** 9, 3x (Last: 7/3/21 vs. Cedar Rapids)  
**WALKS:** 6 (5/12/21 vs. Cedar Rapids)  
**HITS:** 6 (6/22/21 @ Beloit)  
**RUNS:** 5 (5/30/21 @ Dayton)  
**HOME RUNS:** 2 (6/11/21 @ Peoria)  
**PITCHES THROWN:** 83 (7/8/21 @ Wisconsin)  
**SCORELESS STREAK:** 9.2 IP (5/12/21 to 5/25/21)



## 2020

- Spent his first pro season at the Alternate Training Site in Kansas City, Kansas ... also participated in the Postseason Instructional Camp at Kauffman Stadium in October.

## COLLEGE (2018-2020)

- Attended Texas A&M University ... named a 2020 Baseball America and Collegiate Baseball First Team pre-season All-American ... also named a Third Team All-American in 2019 by the National College Baseball Writers Association (NCBWA) and a Golden Spikes Award semifinalist ... despite having his junior season cut short by the coronavirus pandemic, finished college career with a 14-5 record and a 2.07 ERA (35 ER in 152.0 IP) with 224 strikeouts (13.3 K/9).
- In his four starts as a junior in 2020, went 3-0 with a 0.75 ERA (2 ER in 24.0 IP), striking out 46 of the 93 batters he faced (49.5%).
- When he was drafted fourth overall, he became the highest drafted player in the history of Texas A&M's baseball program.
- Pitched for the USA Baseball Collegiate National Team in 2019 with now fellow Royals farmhand Nick Loftin (INF).

## MISCELLANEOUS

- Enters 2022 ranked by *Baseball America* as the No. 2 Royals prospect, the No. 4 left-handed pitching prospect ... MLB Pipeline's No. 72 overall prospect in baseball, the No. 4 prospect in Kansas City's system and No. 5 left-handed pitching prospect ... listed as having the "Best Slider" among KC's prospects in the 2021 and 2022 Best Tools survey from *Baseball America*.
- Full name is **Asa Edward Lacy** ... currently resides in Kerrville, Texas, during the offseason.
- Graduated from Tivy High School in Kerrville, Texas ... selected Collin Street Baker/TSWA Class 5A All-State First Team as a senior in 2017, was also selected to pitch in the Texas High School Baseball Coaches (THSBCA) All-Star Game ... set a school record in 2017 with 13 wins, went 13-1 with a 0.93 ERA and 128 strikeouts in 97.1 innings (11.83 K/9) ... named District 26- 5A Newcomer of the Year in 2015 as a sophomore.
- Was drafted by the Cleveland Indians out of Tivy HS in the 31<sup>st</sup> round of the 2017 MLB Draft, but opted to attend Texas A&M.
- Father, Phillip, played varsity tennis at Sam Houston State, while his grandfather, Dan Davison, was a halfback at Texas A&M.
- Enjoys hunting, fishing and ping pong in his free time, also a member of the National Honor Society.

YEAR	CLUB	W	L	ERA	G	GS	CG	SHO	SV	SVO	IP	H	R	ER	HR	HB	BB	SO	WHIP	AVG
2020	Did not play (no minor league season)																			
2021	Quad Cities (A+)	2	5	5.19	14	14	0	0	0	0	52.0	41	31	30	5	8	41	79	1.58	.222
MINOR LEAGUE TOTALS (1 SEASON)		2	5	5.19	14	14	0	0	0	0	52.0	41	31	30	5	8	41	79	1.58	.222



# NICK LOFTIN

@NickLoftin02 @nickloftin2



**BATS**  
R

**THROWS**  
R

**HEIGHT**  
6'1"

**WEIGHT**  
180 LBS

**OPENING DAY AGE**  
23

**BORN:** September 25, 1998 in Corpus Christi, Texas

**RESIDES:** Corpus Christi, Texas

**ACQUIRED:** 1<sup>st</sup>-Round (CBA) selection in the 2020 MLB Draft (32nd Overall)

**COLLEGE:** Baylor University (Waco, Texas)

**HIGH SCHOOL:** W.B. Ray High School (Corpus Christi, Texas)

**PRO DEBUT:** May 6, 2021 (Quad Cities) 1-for-2, HR, 2 RBI @ South Bend

## 2021 SEASON

- As a non-Roster invitee to Big League Spring Training, appeared in 11 Cactus League games, going 3-for-16 (.188) at the plate with a double, a walk and two runs batted in, including a start at shortstop on 3/20 against Arizona.
- Spent his first professional season with Quad Cities (A+) and slashed .289/.374/.464 (103-for-356) across 90 games while being named an MiLB.com Organization All-Star at third base.
- Won the High-A East Central batting title with a .289 average (edging out teammate Michael Massey) and placed fifth with a .373 OBP and .837 OPS ... his 130 wRC+ placed sixth among Royals full-season qualified minor league hitters, behind only four other MiLB.com Organization All-Stars and teammate Vinnie Pasquantino.
- Saw time at three infield positions for the River Bandits, making 47 starts at shortstop (401.2 innings), 21 starts at third base (178.0 innings) and 11 starts at second base (97.0 innings) while serving as the designated hitter in 11 games as well ... made starts hitting 1st, 2nd and 3rd in the order.
- Struggled in May, hitting just .215 (14-for-65) with a .655 OPS in the first month of games with a 18.9% strikeout rate ... slashed .305/.385/.484 to finish the season over the final four months with a 13.7% strikeout rate.
- Recorded 24 multi-hit games, 16 multi-run efforts, 14 multi-RBI performance and nine multi-walk games.
- Crushed lefties, slashing .351/.484/.541 (26-for-74) ... finished the season hot, hitting .417 (20-for-48) in September with a 1.080 OPS.
- Named the High-A Central Offensive Player of the Week on 8/2 after going 12-for-23 at the plate in the River Bandits series at home against the South Bend Cubs ... slashed .522/.560/1.087 with seven extra-base hits and four runs batted in
- Capped his award-winning week by hitting for the cycle in the series finale on 8/1 ... while going 5-for-6 at the plate, he singled and scored in the first inning, tripled in a run in the second inning, doubled and scored in the sixth inning, doubled and scored again in the seventh and hit a walk-off two-run home run in the bottom of the ninth to complete the cycle and win the game, 14-12 for Quad Cities.
- Entered 2021 ranked by *Baseball America* as the No. 8 Royals prospect and MLB Pipeline's No. 8 prospect in the Royals system ... ended the season Ranked No. 12 by BA and No. 9 by MLB.com.

## AWARDS AND ACCOLADES

**2021 MiLB.com Organization All-Star**

**2021 High-A Central Batting Champion**

**HIT FOR CYCLE** 8/1/2021 (Quad Cities) vs. South Bend Cubs

## CAREER HIGHS

**HITS:** 5 (8/1/21 vs. South Bend)

**RUNS:** 4 (8/1/21 vs. South Bend)

**DOUBLES:** 2, 2x (Last: 9/9/21 vs. Peoria)

**HOME RUNS:** 1, 10x (Last: 9/15/21 vs. South Bend)

**RUNS BATTED IN:** 4, 2x (Last: 9/15/21 vs. South Bend)

**WALKS:** 3, 2x (Last: 9/5/21 @ Cedar Rapids)

**STEALS:** 1, 11x (Last: 9/10/21 vs. Peoria)

**HIT STREAK:** 17 Games (7/14/21 to 8/4/21)



## 2020

- Selected by the Kansas City Royals in the Competitive Balance Round A (32nd overall) of the First-Year Player Draft.
- Participated in the Royals' Postseason Instructional Camp at Kauffman Stadium in October.

## COLLEGE (2018-2020)

- Attended Baylor University, where he finished his collegiate career slashing .313/.371/.481 (161-for-514) in 122 games with 34 doubles, five triples, 14 homers and 92 RBI ... spent most of his freshman year in the outfield, but moved to shortstop his final two seasons.
- Named a Freshman All-American in 2018 and an All-Big 12 First-Team selection in 2019 ... named a preseason All-American by three different publications in 2020 (D1Baseball.com, Baseball America and Collegiate Baseball) and the Preseason Big 12 Player of the Year (by the league's Coaches, D1Baseball.com and Baseball America) when the season was cut short due to the coronavirus pandemic.

- His best season statistically came in 2019, when he batted a career-best .323 with 18 doubles, six homers and 41 RBI.
- Played for the Hyannis Harbor Hawks in the Cape Cod League in 2019 ... slashed .316/.316/.447 (12-for-38) in nine games.
- Pursued a degree in environmental science at Baylor, with the thought of it leading to a career in marine biology studying sharks.

## MISCELLANEOUS

- Enters 2022 ranked by *Baseball America* as the No. 12 Royals prospect and the No. 6 prospect in the system according to MLB Pipeline ... listed as having the "Best Strike-Zone Discipline" among Royals prospects in the 2021 and 2022 Best Tools survey from BA.
- Full name is **Nicholas James Loftin** ... resides in Corpus Christi, Texas, during the offseason.
- Graduated from W.B. Ray High School (Corpus Christi, Texas) in 2017 ... was a four-year letterwinner, helping team to a district championship as a junior ... over high school career, batted .454 with 29 stolen bases ... named to MaxPreps Underclass All-America Team.
- Lists golfing, hunting and fishing and hanging out with his family as his hobbies.

YEAR	CLUB	AVG	G	AB	R	H	TB	2B	3B	HR	RBI	BB	IBB	SO	SB	CS	OBP	SLG	OPS
2020																			
2021	Quad Cities (A+)	.289	90	356	67	103	165	22	5	10	57	42	0	60	11	2	.373	.463	.837
Did not play (no minor league season)																			
MINOR LEAGUE TOTALS (1 SEASON)		.289	90	356	67	103	165	22	5	10	57	42	0	60	11	2	.373	.463	.837

ABOUT THE  
NATURALS

2022 NWA  
NATURALS

2021 SEASON  
IN REVIEW

CLUB  
HISTORY

NATURALS  
RECORDS

LEAGUE  
OPPONENTS

GENERAL  
INFORMATION





# RITO LUGO

**BATS**  
L**THROWS**  
L**HEIGHT**  
5'10"**WEIGHT**  
185 LBS**OPENING DAY AGE**  
26**BORN:** November 3, 1995 in Naiguata, Venezuela 🇻🇪**RESIDES:** Naiguata, Venezuela**ACQUIRED:** July 2, 2018 – Signed as an International Free Agent**PRO DEBUT:** July 9, 2018 (DSL Royals) 2.1 IP, 2 R, 3 K @ DSL Red Sox 1 **REE-toe LOU-go**

## 2021 SEASON

- Did not pitch, spent the entire season on the 60-day injured list.

## 2019

- Spent the entire year with Wilmington, pitching in 31 games (14 starts) with a 4-4 record and 2.34 ERA (26 ER in 100.0 IP) ... struck out 77 batters while walking 22.
- 13 of his 31 appearances (4 starts) were scoreless outings, while he held the opponent to two or fewer runs in 29 of 31 games pitched.
- From 7/26 to 8/11, he recorded 21.1 consecutive scoreless innings over four starts, striking out 20 batters during this stretch and held them to a .114 batting average (8-for-70).
- Only three of his 14 starts came in the first two months and 15 appearances, while each of his last seven outings were all starts, from 7/31 through 9/1.
- The southpaw dominated right-handed hitters, holding opposite-handed batters to a .218 batting average (55-for-252) with a .538 OPS ... however, had a better K/BB against lefties, 13.0 (26 K to 2 BB) compared to 2.55 (51 K to 20 BB) against righties.
- Both started and finished the season strong ... had a 1.23 ERA (2 ER in 14.2 IP) across seven April outings with 14 strikeouts and a 1.57 ERA (6 ER in 34.1 IP) between six starts in August and September.
- Made two starts in the Carolina League playoffs for the Blue Rocks and went 2-0 with a 0.75 ERA (1 ER in 12.0 IP) and 16 strikeouts, while walking just two batters.
- Was the winning pitcher in both series-clinching wins of Wilmington's playoff run ... first, a 6-3 win at home over Salem in the series-clinching Game 5 of the Mills Cup Semifinals ... and a 2-0 win on the road at Fayetteville for the title-clinching Game 5 of the Carolina League Championship Series to win the Mills Cup.

## 2018

- Began his professional career pitching in 10 games (six starts) across three different rookie affiliates, between the DSL Royals (R), Surprise (R) and Idaho Falls (R) ... signed with the Royals on 7/4, assigned to the Dominican Summer League on 7/7, then the Arizona Rookie League on 8/2 and Idaho Falls in the Pioneer League on 8/9, where he stayed the rest of the season.

## CAREER HIGHS

**INNINGS:** 6.2 (8/6/19 @ Fayetteville)  
**STRIKEOUTS:** 11 (8/19/18 vs. Great Falls)  
**WALKS:** 3, 2x (Last: 6/29/19 @ Frederick)  
**HITS:** 8 (8/22/19 vs. Salem)  
**RUNS:** 4 (7/13/19 vs. Carolina)  
**HOME RUNS:** 1, 4x (Last: 7/18/19 @ Winston-Salem)  
**PITCHES THROWN:** 99 (8/16/19 @ Down East)  
**SCORELESS STREAK:** 21.1 IP (7/26/19 to 8/11/19)



- Between four games with the DSL Royals Glass, two games with the AZL Royals and four outings with the Chukars, had a 1.72 ERA (9 ER in 47.0) with 72 strikeouts and only nine walks.
- His 13.8 K/9, 38.7% K% and 8.00 K/BB, were all the best among Royal farmhands with at least 40.0 innings pitched.
- Did not allow more than one earned run in his first nine outings, only surrendering three earned runs on 9/1 in his last start of the season.
- Struck out a career-high 11 batters in his eighth career start, across 6.0 innings of one-run baseball on 8/19 vs. Great Falls.

## MISCELLANEOUS

- Full name **Rito Alberto Manauere Lugo** ... currently resides in Naiguata, Venezuela during the offseason.
- While growing up in Venezuela, he enjoyed catching fish and octopus with his uncle to make money to help his grandparents ... has fond memories of going to baseball games with his grandfather as a kid.
- Lost interest in baseball for 4 years, after the loss of his mother, but later regained a passion while playing softball ... encouraged at age 20 to try out for the Venezuelan national team, during tryouts he struck out all six batters he faced, earning him a spot on the team
- During a scrimmage against Panama while pitching for Venezuela, he was approached by a Royals scout ... threw 5.0 innings in that game and only allowed 1 hit, which led to him signing a contract with Kansas City.
- In the U-23 Panama world cup, he threw for 9 innings and only allowed 1 hit vs. the Dominican Republic

YEAR	CLUB	W	L	ERA	G	GS	CG	SHO	SV	SVO	IP	H	R	ER	HR	HB	BB	SO	WHIP	AVG
2018	DSL Royals Glass (R)	0	2	1.15	4	2	0	0	0	0	15.2	11	5	2	0	3	4	27	0.96	.204
	Surprise (R)	0	0	2.00	2	0	0	0	0	0	9.0	8	2	2	0	0	3	15	1.22	.235
	Idaho Falls (R)	2	0	2.01	4	4	0	0	0	0	22.1	19	5	5	2	1	2	30	0.94	.226
2019	Wilmington (A+) 🟡	4	4	2.34	31	14	0	0	0	3	100.0	88	30	26	2	2	22	77	1.10	.235
2020	Did not play (no minor league season)																			
2021	Did not play (injured)																			
MINOR LEAGUE TOTALS (2 SEASONS)		6	6	2.14	41	20	0	0	0	3	147.0	126	42	35	4	6	31	149	1.07	.231



# ALEC MARSH

@AlecMarsh8 @alecmash8



BATS R THROWS R

HEIGHT 6'3" WEIGHT 220 LBS

OPENING DAY AGE 23

BORN: May 14, 1998 in Waukesha, Wisconsin

RESIDES: Milwaukee, Wisconsin

ACQUIRED: 2<sup>nd</sup>-Round (CBB) selection in the 2019 MLB Draft (70<sup>th</sup> Overall)

COLLEGE: Arizona State University (Tempe, Arizona)

HIGH SCHOOL: Ronald Reagan High School (Milwaukee, Wisconsin)

PRO DEBUT: June 18, 2019 (Idaho Falls) 2.0 IP, 0 R, 3 K vs. Missoula

## 2021 SEASON

- As a non-Roster invitee to Big League Spring Training, appeared in 2 Cactus League games, pitching to a 0.00 ERA (0 ER in 2.0 IP) with 2 K
- Broke camp with Northwest Arkansas (AA) and made six starts for the Naturals, before missing the remainder of the season with an injury ... went 1-3 with a 4.97 ERA (14 ER in 25.1 IP) while striking out 42 hitters.
- His 14.92 K/9 (42 K in 25.1 IP) ranked second in the Royals' minor league system among pitchers who threw at least 25 innings.
- Named the inaugural Double-A Central Pitcher of the Week after making his very first Double-A appearance ... threw 5.0 hitless and scoreless innings, while walking three and striking out nine on 5/8 against the Arkansas Travelers at Dickey-Stephens Park.
- Followed up his award-winning start with an 11-strikeout performance in his Arvest Ballpark debut on 5/14 against Tulsa ... began the season, his first 8.1 innings of Double-A Career with 8.1 hitless and scoreless innings, walking three with 16 strikeouts.
- Earned his first professional win in his third start of the season on 5/21, allowing two runs across 5.0 innings while striking out seven at Hammons Field in Springfield against the Cardinals.
- Struck out at least seven batters in each of his first four starts and led the Naturals pitching staff with 34 strikeouts in the month of May.
- Exited his start on 6/15 in San Antonio after just 1.2 innings and did not appear in a game the rest of the season for the Naturals.
- Made one appearance for the Surprise Saguaros in the Arizona Fall League, throwing 1.1 innings while striking out three on 11/6 against the Mesa Solar Sox, while surrendering two home runs and taking the loss.
- Entered 2021 ranked by *Baseball America* as the No. 12 Royals prospect and MLB Pipeline's No. 12 prospect in the Royals system.

## CAREER HIGHS

INNINGS: 6.0 (5/14/21 vs. Tulsa)  
STRIKEOUTS: 11 (5/14/21 vs. Tulsa)  
WALKS: 4 (5/28/21 vs. San Antonio)  
HITS: 9 (5/21/21 @ Springfield)  
RUNS: 4, 3x (Last: 6/3/21 vs. Tulsa)  
HOME RUNS: 2, 2x (Last: 5/28/21 vs. San Antonio)  
PITCHES THROWN: 85 (5/8/21 @ Arkansas)  
SCORELESS STREAK: 18.0 IP (8/15/19 to 5/14/21)



## 2020

- Spent part of the season at the Royals' Alternate Training Site in Kansas City, Kansas, then participated in the Royals' Postseason Instructional Camp at Kauffman Stadium in October.
- Pitched for the Eastern Reyes del Tigre (roughly translates to Eastern Tiger Kings) in the independent Constellation Energy League, which operated in Texas during July and August ... went 0-1 with a 4.50 ERA (2 ER in 4.0 IP), collecting six strikeouts ... his manager was former Royals pitching coach Dave Eiland (2011-2017).
- Entered 2020 ranked by *Baseball America* as the No. 23 Royals prospect and MLB Pipeline's No. 24 prospect in the Royals system.

## 2019

- Made 13 starts for Idaho Falls (Rookie Advanced) in his first professional season, going 0-1 with a 4.05 ERA (15 ER in 33.1 IP) with 38 strikeouts (10.3 K/9) compared to just four walks.
- Did not walk a batter in his first five starts and surrendered his one free pass in his first eight outings (20.1 innings).
- Did not allow a run over his final three starts (9.0 IP), after allowing a total of six earned runs in a span of two outings (August 9-15).
- Posted a 2.25 ERA (6 ER in 24.0 IP) with one walk and 27 strikeouts in his nine home starts.
- Held left-handed batters to a .208 average (11-for-53) with one home run.

## COLLEGE (2017-2019)

- Attended Arizona State University, where he was named to the Golden Spikes Award Mid-season Watch List and the Collegiate Baseball Hall of Fame Watch List of the National Pitcher of the Year as a junior in 2019, team won 21 straight to start the season.
- Went 9-3 with a 3.17 ERA (34 ER in 96.2 IP) in 16 outings as a junior, including three double-digit strikeout effort ... tossed a three-hit complete game with nine strikeouts in a 4-1 win vs. #3 Oregon State on April 12, 2019, when the Royals first took notice of them as they were at the game scouting OSU catcher and 2019 1st overall pick Adley Rutschman.
- Allowed three earned runs or fewer in 31 of his last 34 appearances dating back to his freshman season ... dating back to sophomore season, Marsh posted a quality start (6+ innings pitched with 3 or fewer earned runs allowed) in 16 of his 32 starts since assuming ASU's Friday Night starter role midway through the 2018 season.
- Struggled his freshman year with Sun Devils ... finished 2017 with an 8.14 ERA in 11 appearances and 21.0 innings.

## MISCELLANEOUS

- Enters 2022 ranked by *Baseball America* as the No. 11 Royals prospect and the No. 13 prospect in the system according to MLB Pipeline.
- Full name is **Alec Tylar Michael Marsh** ... resides in Milwaukee, Wisconsin during the offseason.
- 2016: Graduated from Ronald Reagan High School in Milwaukee, where he posted a 1.21 ERA, while batting .474 during his senior campaign and served as team captain.

Campana and Service to Team Captain																				
YEAR	CLUB	W	L	ERA	G	GS	CG	SHO	SV	SVO	IP	H	R	ER	HR	HB	BB	SO	WHIP	AVG
2019	Idaho Falls (R) 	0	1	4.05	13	13	0	0	0	0	33.1	30	16	15	5	0	4	38	1.02	.238
2020		Did not play (no minor league season)																		
2021	NW Arkansas (AA) 	1	3	4.97	6	6	0	0	0	0	25.1	20	14	14	4	1	13	42	1.30	.217
Minor League Totals (2 Seasons)		1	4	4.45	19	19	0	0	0	0	58.2	50	30	29	9	1	17	80	1.14	.229

ABOUT THE  
NATURALS

2022 NWA  
NATURALS

2021 SEASON  
IN REVIEW

CLUB  
HISTORY

NATURALS  
RECORDS

LEAGUE  
OPPONENTS

GENERAL  
INFORMATION







# MICHAEL MASSEY

Instagram @mmass6



**BATS**  
L

**THROWS**  
R

**HEIGHT**  
6'1"

**WEIGHT**  
185 LBS

**OPENING DAY AGE**  
24

**BORN:** March 22, 1998 in Palos Park, Illinois 🇺🇸

**RESIDES:** Champaign, Illinois

**ACQUIRED:** 4<sup>th</sup>-Round selection in the 2019 MLB Draft (109<sup>th</sup> OVERALL)

**COLLEGE:** University of Illinois at Urbana-Champaign (Champaign, Illinois)

**HIGH SCHOOL:** Brother Rice High School (Chicago, Illinois)

**PRO DEBUT:** June 18, 2019 (Burlington) 1-for-5, R, RBI @ Bristol

## 2021 SEASON

- Spent the entire season with Quad Cities (A+) and slashed .289/.351/.531 (112-for-388) in 99 games, upping his power production dramatically from his 2019 pro debut with 21 home runs this season, more homers than he totaled in three years in college at Illinois (17) ... was completely healthy for the first time since early 2018 after suffering back injury in college that lingered into his first year of pro ball.
- Won the Minor League Gold Glove at second base, given by Minor League Baseball for the best fielder at each position across all levels and leagues ... posted a .989 fielding percentage in 284 total chances, which led ALL MLB second basemen.
- Crushed right-handed pitching, slashing .305/.363/.562 (94-for-308) against opposite-handed pitching ... also hit well on the road, with a .311/.373/.612 (65-for-209) away from home.
- Began the season slow, hitting just .238 (19-for-80) in May, but turned things around in June and hit .302 (93-for-308) the rest of the way.
- Reached base in 80 of 90 games played for the River Bandits, with hits in 68 games, including 33 multi-hit games ... had more multi-hit games than games where he did not record a hit (31).
- Recorded three hits across the five-game High-A Central Championship Series against Cedar Rapids, including a 2-for-4 day on 9/24.
- Began the season as an unranked prospect, finished 2021 ranked as MLB Pipeline's No. 28 prospect in the Royals system.

## AWARDS AND ACCOLADES

- 2021 Minor League Gold Glove (Second Base)
- 2021 MiLB.com Organization All-Star
- 2021 Post-Season All Star, High-A Central (2B)

## CAREER HIGHS

**HITS:** 5 (6/26/21 @ Beloit)  
**RUNS:** 4, 2x (Last: 7/9/21 @ Wisconsin)  
**DOUBLES:** 2, 5x (Last: 8/5/21 @ Cedar Rapids)  
**HOME RUNS:** 3 (7/14/21 @ Beloit)  
**RUNS BATTED IN:** 5, 2x (Last: 8/19/21 @ South Bend)  
**WALKS:** 2, 6x (Last: 8/31/21 @ Cedar Rapids)  
**STEALS:** 1, 16x (Last: 8/21/21 @ South Bend)  
**HIT STREAK:** 10 Games (7/29/19 to 8/18/19)



## 2020

- Participated in the Royals' postseason camp at Kauffman Stadium ... used the cancelled season to rest and get his back fully healthy.

## 2019

- Began his professional career in the Appalachian League with Burlington (R), slashing .272/.339/.399 (47-for-173) with five home runs across 42 games at second base and designated hitter for the B-Royals.
- Recorded hits in 30 of the 42 games he played and reached base in 36 of 42 games ... has 12 multi-hit games, including a pair of four-hit performances on 7/25 vs. Bristol and 8/18 vs. Greenville.
- Recorded a 10-game hit streak between 7/29 and 8/18, going 18-for-47 (.383) at the plate with five multi-hit games.
- After a slow start and a couple weeks out of action early in the season, finished the year strong and slashed .311/.391/.492 (19-for-61) in August, while driving in 11 runs.

## COLLEGE (2017-2019)

- Attended the University of Illinois Urbana-Champaign, where he finished his collegiate career slashing .324/.367/.485 (209-for-645) in 159 games with 43 doubles, five triples, 17 homers and 110 RBI as a three-year starting second baseman for the Fighting Illini (Big Ten) ... his .324 career batting average ranks 48th in Illinois history.

- Named a Freshman All-American in 2017 by Baseball America Collegiate Baseball, to the 2017 All-Big Ten third team, the 2018 All-Big Ten second team and the 2019 All-Big Ten first team ... Named ABCA/Rawlings Gold Glove Award winner at second base, the first Illini ever to win the award ... in 2019, named Illinois Athletics Male Athlete of the Year finalist and "Best Pure Hitter" in the Big Ten by Baseball America.
- JUNIOR (2019):** Hit .317 (69-for-218) with a team-high 69 hits in 55 games as a junior ... started at DH for the first 28 games of the season due to a back injury from the year prior that he was still recovering from (and did not allow him to play defense before moving back to second base (suffered a herniated disk during a weight session his sophomore year in 2018).
- Went 60 consecutive games without committing an error from April 22, 2017-May 12, 2018, and did not commit an error with Illinois in 2019.
- Became the highest-drafted infielder and fifth-highest drafted position player in Illinois history when Kansas City selected him in the fourth round.

## MISCELLANEOUS

- Enters 2022 ranked by *Baseball America* as the No. 15 Royals prospect, and the No. 24 prospect in the system according to MLB Pipeline.
- Resides in Champaign, Illinois, during the offseason.
- 2016: Graduated from Brother Rice High School (Illinois), where he was a three-year letter winner and team captain as a senior.

YEAR	CLUB	AVG	G	AB	R	H	TB	2B	3B	HR	RBI	BB	IBB	SO	SB	CS	OBP	SLG	OPS
2019	Burlington (R)	.272	42	173	32	47	69	7	0	5	25	13	1	28	4	0	.339	.399	.737
2020	Did not play (no minor league season)																		
2021	Quad Cities (A+) 🏆	.289	99	388	76	112	206	27	2	21	87	33	0	68	12	2	.351	.531	.882
MINOR LEAGUE TOTALS (2 SEASONS)		.283	141	561	108	159	275	34	2	26	112	46	1	96	16	2	.347	.490	.837



# SEULY MATIAS

@MatiasSeuly @seulymatias

BATS R THROWS R

HEIGHT 6'3" WEIGHT 235 LBS

OPENING DAY AGE 23

OUTFIELDER



soo-lee mah-TEE-as



BORN: September 4, 1998 in La Isabela, Dominican Republic

RESIDES: La Isabela, Puerto Plata, Dominican Republic

ACQUIRED: July 4, 2015 – Signed as an International Free Agent

PRO DEBUT: June 6, 2016 (DSL Royals) 1-for-4, 2B @ DSL Rays 1

## 2021 SEASON

- Split the season between Quad Cities (A+) and Northwest Arkansas (AA), with a rehab appearance for the ACL Royals Gold, playing in 64 total games with a .213/.309/.511 (50-for-235) slash line.
- Opened the season with the River Bandits, but was placed on injured list on 5/21 and missed over a month ... returned to Quad Cities' lineup on 7/13 and slugged .610 with 10 home runs and 25 RBI in his next 25 games ... since returning from the IL, led the River Bandits in home runs (10) and was tied for the team lead in RBI (25) in that period before promotion to Naturals.
- Assigned to Naturals from High-A Quad Cities on 8/17 ... recorded an outfield assist in his first inning on 8/18, adding another assist in right field and his first Double-A homer just two days later on 8/20.
- Named the Double-A Central Player of the Week the last week of the regular season (9/13 to 9/19), hitting .348 (8-for-23) with a league best 22 total bases and 1.357 OPS, while homering four times and driving in five runs.
- Entered 2021 ranked by *Baseball America* as the No. 24 Royals prospect and MLB Pipeline's No. 16 prospect in the Royals system.
- Assigned to the Surprise Saguaros in the Arizona Fall League ... slashed .188/.287/.425 (15-for-80) but tied for the team lead both with six home runs and 20 runs batted in ... named to the league's All Star Game as a Starting Star.

## AWARDS AND ACCOLADES

- 2021 Arizona Fall League Rising Star (All-Star)
- 2018 Co-Player of the Year, Lexington Legends (A)
- 2018 Futures Game Selection (World Team)
- 2018 Mid-Season All Star, South Atlantic League
- 2018 Post-Season All Star, South Atlantic League
- 2018 MiLB.com Organization All-Star

## CAREER HIGHS

- HITS: 3, 11x (Last: 9/18/21 vs. Springfield)
- RUNS: 3, 2x (Last: 9/18/21 vs. Springfield)
- DOUBLES: 2, 5x (Last: 6/6/19 vs. Fayetteville)
- HOME RUNS: 2, 8x (Last: 9/18/21 vs. Springfield)
- RUNS BATTED IN: 5 (7/23/17 vs. Bristol)
- WALKS: 2, 14x (Last: 7/14/21 @ Beloit)
- STEALS: 1, 17x (Last: 8/28/21 vs. Springfield)
- HIT STREAK: 6 Games, 5x (Last: 7/26/18 to 7/31/18)



## 2020

- Returned healthy after an early end to 2019 and spent the season at the Royals' alternate training site in Kansas City, Kansas ... also participated in the club's postseason camp at Kauffman Stadium.

## 2019

- Limited to just 57 games with Wilmington (A+), hit .147 with 4 home runs in 57 games ... placed on the injured list on June 13 with a broken hand and did not return during the regular season
- Recorded his sixth career multi-homer game on April 14 at Carolina ... all four homers in 2019 came in the month of April.

## 2018

- Named Lexington's (A) co-Player of the Year, hitting 31 homers, which were 6th-most in the Minors, despite playing just 94 games.
- His home run total was the highest by a Royals minor league player since Matt Fields also clubbed 31 homers in 2013 with Northwest Arkansas (AA).
- Suffered a season-ending injury on Aug. 13, at which point he was tied for the Minor League lead in home runs, a freak accident when he caught his thumb in the cargo door of the team bus.

- Named a South Atlantic League mid-season and postseason All-Star ... participated in the SiriusXM All-Star Futures Game in Washington, D.C., going 2-for-3 with a home run ... tabbed an MiLB.com Organization All-Star.

## 2017

- Spent the entire year with Burlington (R), his first full season in the United States and tied for the Appy League lead with five sacrifice flies.

## 2016

- Opened the year with the Dominican Royals, but was moved to Surprise (Rookie) on June 20 ... tied for the AZL lead in homers (8), tied second in extra-base hits (21) and tied third in total bases (82).

## MISCELLANEOUS

- Ranked in the Royals Top 30 by Baseball America every year he's been in KC's system (2016: Royals #28, '17 #11, '18 #3, '19 #8, '20 #16, '21 #24) ... Enters 2022 rated by BA as Royals No. 31 prospect and as the Best Outfield Arm in the Kansas City Royals system 5 years in a row, 2018-22 ... Best Power Hitter in the Royals system 3 years in a row, 2019-21.
- Resides in La Isabela, Puerto Plata, Dominican Republic.
- Inspired by MLB players Carlos Gomez and Nelson Cruz, both mentors.

YEAR	CLUB	AVG	G	AB	R	H	TB	2B	3B	HR	RBI	BB	IBB	SO	SB	CS	OBP	SLG	OPS
2016	Surprise (R)	.250	46	172	32	43	82	11	2	8	29	22	1	73	2	4	.348	.477	.825
	DSL Royals (R)	.125	7	24	2	3	4	1	0	0	2	2	0	13	0	0	.222	.167	.389
2017	Burlington (R)	.243	57	222	27	54	94	13	3	7	36	16	1	72	2	1	.297	.423	.720
2018	Lexington (A)	.231	94	338	62	78	186	13	1	31	63	24	1	131	6	0	.303	.550	.854
2019	Wilmington (A+)	.148	57	189	23	28	58	10	4	4	22	25	0	98	2	4	.259	.307	.566
2020	Did not play (no minor league season)																		
2021	ACL Royals Gold (R)	.364	5	11	4	4	8	1	0	1	5	4	0	5	0	0	.529	.727	1.257
	Quad Cities (A+)	.213	36	141	26	30	71	5	3	10	28	12	0	58	3	0	.302	.504	.805
	NW Arkansas (AA)	.193	23	83	14	16	41	4	0	7	14	8	0	35	2	0	.280	.494	.774
MINOR LEAGUE TOTALS (5 SEASONS)		.217	325	1180	190	256	544	58	13	68	199	113	3	485	17	9	.301	.461	.762

ABOUT THE  
NATURALS

2022 NWA  
NATURALS

2021 SEASON  
IN REVIEW

CLUB  
HISTORY

NATURALS  
RECORDS

LEAGUE  
OPPONENTS

GENERAL  
INFORMATION



59



INFIELDER



muh-KULL-uh

MORGAN  
MCCULLOUGH

@\_morgan5



@morgan\_mccullough

BATS  
LTHROWS  
RHEIGHT  
5'9"WEIGHT  
185 LBSOPENING DAY AGE  
24

BORN: December 19, 1997 in Seattle, Washington

RESIDES: Seattle, Washington

ACQUIRE: January 27, 2022 - Signed as a Minor League Free Agent

DRAFTED: Los Angeles (AL) 22<sup>nd</sup> Round pick in the 2019 MLB Draft (661<sup>st</sup> OVERALL)DRAFTED: Seattle's 33<sup>rd</sup> Round pick in the 2016 MLB Draft (987<sup>th</sup> OVERALL)

COLLEGE: University of Alabama (Tuscaloosa, Alabama)

COLLEGE: Chipola Community College (Marianna, Florida)

COLLEGE: University of Oregon (Eugene, Oregon)

HIGH SCHOOL: West Seattle High School (Seattle, Washington)

PRO DEBUT: June 14, 2019 (Orem) 1-for-4 vs. Rocky Mountain

## 2021 SEASON

- Signed with the independent Kansas City Monarchs (then known as the T-Bones) of the MLB Partner League American Association on February 8 ... named the PURE Performance Rookie of the Year in the league for the 2021 season by the Minor League Sports Report and This Week in the Association.
- Slashed .333/.406/.557 (94-for-282) across 80 games for the league champions ... led the team in batting average, just ahead of now-Royals minor league teammate Ryan Grotjohn (.329) ... ranked fifth in the league in average and 4th on Monarchs with a .406 OBP ... 4th on team in runs scored (66) and 5th in hits (94) ... 26 two-hit games led his club, 31 multi-hit games was 2nd.
- Caught seven games and played two at second before settling into everyday shortstop late in the season ... hit first in the order 41 times.
- Played seven games with Venados de Mazatlan in the Mexican Pacific Winter League's 2021-22 season ... slashed .238/.304/.238 (5-for-21).

## CAREER HIGHS

HITS: 3 (8/31/19 vs. Ogden)  
 RUNS: 2, 6x (Last: 8/31/19 vs. Ogden)  
 DOUBLES: 1, 8x (Last: 9/7/19 vs. Ogden)  
 HOME RUNS: 1, 4x (Last: 8/31/19 vs. Ogden)  
 RUNS BATTED IN: 3, 2x (Last: 8/31/19 vs. Ogden)  
 WALKS: 3 (8/1/19 @ Grand Junction)  
 STEALS: 1 (6/15/19 vs. Rocky Mountain)  
 HIT STREAK: 5 Games (7/15/19 to 7/22/19)



## 2020

- Released by the Angels after just one season in the system on May 29 as a wave of roster cuts made at the outset of the COVID-19 pandemic.

## 2019

- Split his first season in professional baseball between Orem (R) and Burlington (A), slashing a combined .248/.352/.359 (49-for-198) with four home runs and 22 runs batted in.
- Began the season with the Owls in the Pioneer League, before playing in 13 games over just under a month (6/25 to 7/19) with the Bees in the Midwest League, before returning to Orem for the remainder of the season.
- Recorded 12 multi-hit games across his 47 with Orem, including a 3-for-5 day with a homer and three runs batted in on 8/31 vs. Ogden.

## COLLEGE (2017-2019)

- Began his collegiate career at the University of Oregon, before transferring to Chipola Community College (Florida) before finishing up with a season at the University of Alabama.
- JUNIOR (2019):** Transferred to Alabama for his third year of college, slashing .309/.417/.441 (63-for-204) with the Crimson Tide (SEC) ... was the team leader in triples (3) while tying for the lead in multi-hit games (17) and doubles (12) across his 54 games (all starts) ... ranked second on the Tide in batting average (.309) and on-base percentage (.417), also finished second on Alabama in walks with 38, which was tied for eighth in the SEC.
- SOPHOMORE (2018):** Played one season at Chipola Community College, where he helped Chipola to a 49-17 overall record and its second straight NJCAA National Championship ... named to the All-Tournament Team as an infielder along with future Alabama teammate and current Royals prospect Tyler Gentry, while being

named the Jay W. Tolman Most Outstanding Defensive Player, the Elite Hitter and the Preston Walker Most Valuable Player ... hit .381 across 66 games and led the team in doubles (18), ranking second in hits (86), runs batted in (59) and runs scored (69) and walks (39).

- FRESHMAN (2017):** Spent his freshman season at Oregon, playing in 53 total games (51 starts) for the Ducks (Pac-12) ... slashed .271/.378/.371 (46-for-170) with six doubles, four triples and one home run, while driving in 22 runs and stealing eight bases during his lone year in Eugene.

## MISCELLANEOUS

- Full name is **Morgan Douglas McCullough** ... currently resides in Seattle, Washington during the offseason.
- Graduated from West Seattle High School in Washington in 2016, where the Seattle Mariners selected him the 33rd round of the 2016 MLB Draft following his senior season ... batted an .411 with 13 RBI, three home runs and seven stolen bases as a senior.
- Rated as Perfect Game USA's top-ranked shortstop and No. 2 overall prospect in the state of Washington coming out of high school.
- As a junior, hit for a .525 average with five doubles, four triples, four home runs and 12 RBI on his way to 2015 Underclass Third Team All-America recognition from Perfect Game ... earned 2014 Underclass Honorable Mention All-America accolades from PG following his sophomore campaign ... helped West Seattle to a runner-up finish in the Washington 3A state playoffs as a freshman.
- Earned a gold medal with Team USA at the 2015 WBSC U-18 Baseball World Cup in Osaka, Japan ... hit .333 (10-for-30) with a .907 OPS, tied for the team lead with both 10 hits and three doubles and three runs batted in ... teammates included future MLB pitcher Ian Anderson (Atlanta), 2021 Nationals first baseman Nick Pratt, as well as several future top draft picks, including No. 1 overall pick in 2016 Mickey Moniak and the No. 2 overall pick in 2017, Hunter Greene.

YEAR	CLUB	AVG	G	AB	R	H	TB	2B	3B	HR	RBI	BB	IBB	SO	SB	CS	OBP	SLG	OPS
2019	Orem (R)	.263	47	160	26	42	8	7	1	4	20	20	0	50	1	1	.348	.394	.742
	Burlington (A)	.184	13	38	2	7	79	1	0	0	2	9	0	9	0	1	.367	.211	.578
2020	Did not play (no minor league season)																		
2021	Kansas City (IND-A.A.)	.333	80	282	66	94	173	18	3	13	59	32	0	63	6	1	.406	.557	.963
MINOR LEAGUE TOTALS (1 SEASON)		.247	60	198	28	49	322	8	1	4	22	29	0	59	1	2	.352	.359	.711
INDY LEAGUE TOTALS (1 SEASON)		.333	80	282	66	94	173	18	3	13	59	32	0	63	6	1	.406	.557	.963



# JAKE MEANS

@jacobbeans9 @jacobbeans9

**BATS** R  
**THROWS** R  
**HEIGHT** 6'2"  
**WEIGHT** 215 LBS  
**OPENING DAY AGE** 25

**BORN:** April 14, 1996 in Olathe, Kansas   
**RESIDES:** Olathe, Kansas  
**ACQUIRED:** 22<sup>nd</sup>-Round selection in the 2019 MLB Draft (649<sup>th</sup> OVERALL)  
**COLLEGE:** Indiana State University (Terre Haute, Indiana)  
**COLLEGE:** Cowley College (Arkansas City, Kansas)  
**HIGH SCHOOL:** Gardner Edgerton High School (Gardner, Kansas)  
**PRO DEBUT:** June 18, 2019 (Burlington) 1-for-4, 2 R, 1 RBI @ Bristol



ABOUT THE  
NATURALS

2022 NWA  
NATURALS

2021 SEASON  
IN REVIEW

CLUB  
HISTORY

NATURALS  
RECORDS

LEAGUE  
OPPONENTS

GENERAL  
INFORMATION



## 2021 SEASON

- Spent the first month and a half of the season with Columbia (A) before a promotion to Quad Cities (A+) on 6/15, where he finished out the season.
- Spent the most time at third base, making 63 starts (547.1 innings) at the hot corner between the two levels, but also made 21 starts (190.0 innings) at first base for the River Bandits, also playing 3.0 innings at shortstop and 1.0 inning in right field with Quad Cities.
- Went on a power surge when he first joined the River Bandits, hitting .293 (22-for-75) with a 1.071 OPS across his first 21 games in High-A, with three doubles, two triples and seven home runs, with 18 runs batted in.
- Hit lefties well in Columbia, batting .273 (6-for-22) with a 1.043 OPS, hit righties better in Quad Cities, slashing .237/.345/.437 (45-for-190).
- Played in four of five postseason games (3 starts) against Cedar Rapids (MIN), going 4-for-13 (.308) with a .616 OPS ... went 3-for-5 in Game 3 at home on 9/24, an 8-4 loss to theernels.
- Assigned to the Surprise Saguaros of the Arizona Fall League at the conclusion of the Minor League regular season ... across 19 games, slashed .171/.244/.271 (12-for-70) with four doubles, a home run and five runs batted in, including three two-hit performances as he split time between first base (14 starts, 119.0 innings) and third base (4 starts, 35.0 innings).

## CAREER HIGHS

**HITS:** 4 (8/12/19 @ Greenville)  
**RUNS:** 4 (7/9/21 @ Wisconsin)  
**DOUBLES:** 2, 2x (Last: 9/16/21 vs. South Bend)  
**HOME RUNS:** 1, 21x (Last: 9/18/21 vs. South Bend)  
**RUNS BATTED IN:** 4, 2x (Last: 6/18/21 vs. Wisconsin)  
**WALKS:** 3, 3x (Last: 7/9/21 @ Wisconsin)  
**STEALS:** 1, 7x (Last: 9/16/21 vs. South Bend)  
**HIT STREAK:** 5 Games, 5x (Last: 8/13/21 to 8/20/21)



## 2019

- Assigned to Burlington (R) after being drafted and played in 60 games for the Royals, slashing .267/.410/.400 (56-for-210) with 17 extra-base hits (five home runs) and 29 runs batted in ... was the starting third baseman for the B-Royals, playing 53 starts at the hot corner (464.2 innings), also playing 2.0 innings at first base.
- Started the season strong, slashing .316/.449/.474 (12-for-38) across 11 games in June with six runs batted in and seven walks.
  - Recorded 16 multi-hit games over the 60 Royals games he played in, with hits in 37 games ... reached in 54 of 60 games (90%, including 23 in a row to open the season and never in back-to-back games).
  - Played in all six playoff games for Burlington, going 6-for-26 (.231) against Pulaski (NYY) and Johnson City (STL) in the Appalachian League playoffs, with a homer and four runs batted in.

## COLLEGE (2016-2019)

- Began his collegiate career at Cowley College for two seasons before transferring to Indiana State University for his Junior and Senior seasons, where he was teammates with and shared the left side of the infield with Royals' 2019 ninth-round draft pick, Clay Dungan ... across 113 games at Indiana State, slashed .276/.390/.441 (114-for-413) with 16 home runs and 75 runs batted in.
- SENIOR (2019):** Named Missouri Valley Conference Defensive Player of the Year as a senior and All-MVC Honorable Mention at

third base ... hit .286 and led Indiana State with 42 runs batted in and 17 hit-by-pitches, while finishing second with a .417 on-base percentage and 33 walks ... led the team with 11 multi-RBI games and recorded 18 multi-hit games, including a three-hit game against McNeese in the NCAA Tournament.

- JUNIOR (2018):** Transferred to Indiana State University and earned First Team All-MVC and was named to the MVC All-Defensive Team ... a standout for the Sycamores during his first season on campus, starting all 55 games and finishing the season with a .265 batting average (53-for-200) ... provided plenty of power in the middle of the lineup with 11 home runs, eight doubles and a triple for a .480 slugging percentage, while he drove in 33 runs and scored 39 times.
- FRESHMAN/SOPHOMORE (2016-17):** Played two seasons at Cowley College, where he earned first team All-Region and first team All-Conference at shortstop ... helped his squad to its second-straight JUCO World Series appearance and a third-place finish in 2017.

## MISCELLANEOUS

- 2015:** Graduated from Gardner Edgerton High School (Kansas), the same school that Bubba Starling attended, where he was a four year letterwinner under head coach Corey Shrack.
- Is the younger brother of Orioles' pitcher John Means, who Baltimore drafted out of West Virginia University in the 11th round of the 2014 MLB Draft ... John made his Big League debut on 9/26/2018, was an American League All-Star in 2019 and has pitched in 68 games (63) starts for the Orioles over the last four seasons.

YEAR	CLUB	AVG	G	AB	R	H	TB	2B	3B	HR	RBI	BB	IBB	SO	SB	CS	OBP	SLG	OPS
2019	Burlington (R)	.267	60	210	41	56	147	11	1	5	29	36	0	51	2	2	.410	.400	.810
2020	Did not play (no minor league season)																		
2021	Columbia (A)	.208	28	96	23	20	44	6	0	6	18	20	0	32	2	1	.356	.458	.814
	Quad Cities (A+)	.227	69	247	32	56	103	13	2	10	34	39	0	78	3	0	.338	.417	.755
MINOR LEAGUE TOTALS (2 SEASONS)		.239	157	553	96	132	231	30	3	21	81	95	0	161	7	3	.369	.418	.787





RIGHT-HANDED PITCHER



yo-HAHN-say more-ELL

# YOHANSE MOREL



@YohanseMorel



@yohanse\_morel40



## BATS

R

## THROWS

R

## HEIGHT

6'0"

## WEIGHT

170 LBS

## OPENING DAY AGE

21

BORN: Born: August 23, 2000 in Samaná, Dominican Republic

RESIDES: Samaná, Dominican Republic

ACQUIRED: June 18, 2018 – Trade with Washington with 3B Kelvin Gutierrez and CF Blake Perkins for RHP Kelvin Herrera.

SIGNED: Signed by Washington as an International Free Agent – July 2, 2017

PRO DEBUT: June 2, 2018 (DSL Nationals) 2.1 IP, 4 R, 5 K DSL Phillies Red

## 2021 SEASON

- Spent the entire season with Quad Cities (A+), pitching in 30 games (two starts) and going 4-2 with two saves a 6.66 ERA (37 ER in 50.0 IP), while striking out 45.
- Morel's first 22 outings of the season were all in relief, did not make a start until August when he made two in the span of a week, though both were short starts ... he pitched 1.1 innings opening the game on 8/3 at Cedar Rapids (MIN) and 2.0 scoreless on 8/8 to conclude the series with the Kernels, his third appearance of the week.
- Nine of his 30 games were scoreless, including a season-best 3.0 shutout frames on 5/15 vs. Cedar Rapids, where he allowed two hits while striking out two, pitching the 7th, 8th and 9th innings to earn his second of four wins and second in as many outings ... entered the game with the River Bandits trailing 6-2, but they won 7-6 on a 9th-inning walkoff single from Seuly Matias.
- Struck out at least one batter in 26 of his 30 outings, with three strikeouts on four occasions.
- Fared better against right-handed hitters than left-handers, as righties hit .268 (26-for-97) against him with an .821 OPS, while lefties hit a .289 (28-for-97) with a .881 OPS.
- Started the season hot, as his best month of 2021 came in May ... across eight games, went 2-1 with a 3.75 ERA (5 ER in 12.0 IP), while striking out 10 and opponents hit just .225 off of him, the only month he kept the opposition under a .270 average.

## AWARDS AND ACCOLADES

2018 Pitcher of the Year, Surprise Royals (R)

## CAREER HIGHS

INNINGS: 5.0, 7x (Last: 8/3/19 @ Kannapolis)  
 STRIKEOUTS: 7, 2x (Last: 8/3/19 @ Kannapolis)  
 WALKS: 6 (8/22/18 vs. AZL Padres 2)  
 HITS: 8 (7/25/18 @ AZL Mariners)  
 RUNS: 9 (6/27/19 @ Augusta)  
 HOME RUNS: 1, 16x (Last: 8/11/21 vs. Beloit)  
 PITCHES THROWN: 77 (7/14/19 vs. Greenville)  
 SCORELESS STREAK: 6.1 IP (8/17/18 to 8/27/18)



## 2019

- After starting the year in Extended Spring Training, Morel joined Lexington (R) on 6/2 and remained with the Legends for the rest of the season, pitching in 14 games (11 starts) and going 2-6 with a 6.02 ERA (35 ER in 52.1 IP), while striking out 57.
- He began the season with 10.0 innings of relief across three outings, picking up a 4.0-inning save on 6/7 ... his last 11 outings of the season were all starts, striking out six or more on five occasions.
- The only appearance where he did not allow an earned run came on 7/27 vs. Augusta (SFG), throwing 5.0 innings with just one unearned run surrendered, on three hits and two walks with six strikeouts.
- Entered 2019 ranked by *Baseball America* as the No. 19 Royals prospect, the No. 20 prospect in the system according to MLB Pipeline.

## 2018

- After signing with the Washington Nationals in July 2017, was assigned to the DSL Nationals (R) in the Dominican Summer

League to begin his professional career ... after his first pro outing with the Nationals, was traded to the Royals on 6/18 alongside 3B Kelvin Gutierrez and CF Blake Perkins in exchange for RHP Kelvin Herrera.

- In his lone appearance with the DSL Nationals, started on 6/2 and threw 3.1 innings and allowed four runs (three earned) on six hits with a walk and five strikeouts.
- Upon joining Kansas City, he joined Surprise (R) in the Arizona Rookie and went on to be named the AZL Royals' Pitcher of the Year, going 1-2 across 12 outings with a 3.17 ERA (18 ER in 43.2 IP), while striking out 47.
- Three out of is last six outings with Surprise were scoreless, two of those appearances coming out of the bullpen ... after pitching in relief in his first AZL game on 6/23, started his next seven games before relieving his last four ... in that stretch of relief appearances to end the season, compiled the longest scoreless stretch of his career, 6.1 innings from 8/17 to 8/27, striking out six.

## MISCELLANEOUS

- Resides in Samana, Dominican Republic during the offseason.

YEAR	CLUB	W	L	ERA	G	GS	CG	SHO	SV	SVO	IP	H	R	ER	HR	HB	BB	SO	WHIP	AVG
2018	DSL Nationals (R)	0	0	8.10	1	1	0	0	0	0	3.1	6	4	3	0	1	1	5	2.10	.375
	Surprise (R)	1	2	3.71	12	7	0	0	0	0	43.2	40	18	18	1	4	16	47	1.28	.240
2019	Lexington (A)	2	6	6.02	14	11	0	0	1	1	52.1	64	48	35	7	9	21	57	1.62	.295
2020	Did not play (no minor league season)																			
2021	Quad Cities (A+)	4	2	6.66	30	2	0	0	2	5	50.0	54	44	37	8	5	32	45	1.72	.278
MINOR LEAGUE TOTALS (3 SEASONS)		7	10	5.60	57	21	0	0	3	6	149.1	164	114	93	16	19	70	154	1.57	.276





# NOAH MURDOCK

[@NoahMurdock28](#) [@noahmurdock28](#)



**BATS** R **THROWS** R

**HEIGHT** 6'8" **WEIGHT** 205 LBS

**OPENING DAY AGE** 22

**BORN:** August 20, 1998 in Richmond, Virginia

**RESIDES:** Colonial Heights, Virginia

**ACQUIRED:** 7<sup>th</sup>-Round selection in the 2019 MLB Draft (199<sup>th</sup> Overall)

**DRAFTED:** Washington's 38<sup>th</sup>-Round pick in the 2016 MLB Draft (1144<sup>th</sup> Overall)

**COLLEGE:** University of Virginia (Charlottesville, Virginia)

**HIGH SCHOOL:** Colonial Heights HS (Colonial Heights, Virginia)

**PRO DEBUT:** June 21, 2019 (Burlington) 3.0 IP, 0 R, 2 K @ Princeton

## 2021 SEASON

- Assigned to Quad Cities (A+) on 6/6 and pitched in seven games (six starts) for the River Bandits before being placed on the 7-Day Injured List on 7/26, then transferred to the 60-Day IL on 8/2, where he remained for the rest of the season ... minor soreness wiped out his spring training and he then injured his hamstring while pitching in extended spring training, also battled an injury to his right shoulder.
- Across his seven outings, recorded a 2-1 record with a 3.18 ERA (8 ER in 22.2 IP), while striking out 19 without surrendering a home run.
- After giving up 5 runs across his first two games (one start), he only surrendered three runs over his next 5 games, including a trio of scoreless appearances in July.
- Went 2-0 across four July starts, with a 1.20 ERA (2 ER in 15.0 IP), allowing 10 hits and five walks while striking out 11 ... only had a 1.20 WHIP and .189 opponents' batting average (10-for-53).
- Entered the year as the No. 17 prospect in the Royals' minor league system, according to Baseball America, ended the season ranked by BA as Kansas City's No. 19 prospect.

## CAREER HIGHS

**INNINGS:** 5.2 (7/16/21 @ Beloit)  
**STRIKEOUTS:** 6 (7/11/19 @ Elizabethton)  
**WALKS:** 3 (7/11/19 vs. Wisconsin)  
**HITS:** 6, 2x (Last: 7/9/21 @ Wisconsin)  
**RUNS:** 3, 3x (Last: 6/23/21 @ Beloit)  
**HOME RUNS:** 2 (7/4/19 vs. Pulaski)  
**PITCHES THROWN:** 78, 2x (Last: 7/16/21 @ Beloit)  
**SCORELESS STREAK:** 7.2 IP (7/9/21 to 7/21/21)



## 2019

- Spent his first professional season with Burlington (R), going 3-1 with a 2.17 ERA (9 ER in 37.1 IP) over 11 appearances (six starts).
- Among Appalachian League pitchers who worked at least 35.0 innings, he ranked second in ERA and ninth in K/9 (10.37).
- All three of his wins came as a long reliever: 4.1 innings on 7/17 vs. Bluefield (TOR), 3.0 innings on 7/29 vs. Elizabethton (MIN) and 3.0 innings on 8/11 at Greenville (CLN) ... posted a 0.55 ERA (1 ER in 16.1 IP) with 20 strikeouts in five outings of the bullpen.
- Struck out a season (and career) high six batters on 7/11 across 4.0 innings at Elizabethton.
- Over his final eight appearances of the year (four starts), he went 3-0 with a 1.33 ERA (4 ER in 27.0 IP) ... held the opposition to a .225 average in that span, after they hit .300 (12-for-40) in his first three appearances ... over five outings (three starts) in July, he went 2-0 with a 1.40 ERA (3 ER in 19.1 IP) with a 1.09 WHIP, .222 opponents' average and 20 strikeouts.
- Despite being a right-handed pitcher, held left-handed batters to a .203 average (13-for-64) with no home runs ... however, righties hit .282 (22-for-78) with a pair of homers against him.

## COLLEGE (2017-2019)

- Attended the University of Virginia, where he went 8-9 across three seasons and 30 games (25 starts ... produced a career ERA of 5.73 (74 ER in 125.2 IP) with 103 strikeouts for the Cavaliers (ACC).
- JUNIOR (2019):** Primarily a weekend starter for Virginia, starting a team-high 14 games ... went 3-6 with a 6.30 ERA (52 ER in 74.1 IP) and 69 strikeouts and led the Cavaliers in both innings pitched and strikeouts ... tied for the team lead with four quality starts and recorded seven or more strikeouts on five different occasions ... struck out a career-high eight batters over 5.1 innings in a 12-5,

Friday night victory over then No. 15 North Carolina on 4/25.

- SOPHOMORE (2018):** Returned midway through the season after Tommy John surgery the previous May and made five appearances (four starts) and went 2-2 with a 5.40 ERA (8 ER in 13.1 IP).
- FRESHMAN (2017):** Named to the ACC All-Freshman Team, appearing in 11 games (seven starts) with a 3-1 record and career-best 3.32 ERA ... opposing batters hit just .219 against him ... did not pitch after 5/13, undergoing Tommy John Surgery and missing both the end of the 2017 season and the start of 2018.

## MISCELLANEOUS

- Enters 2022 ranked by *Baseball America* as the No. 23 Royals prospect, the No. 25 prospect in the system according to MLB Pipeline.
- Full name is **Noah James Murdock** ... resides in Colonial Heights, Virginia, during the offseason.
- 2016:** Graduated from Colonial Heights High School, where he played baseball, basketball and volleyball.
- Twice named Underclass All-American by Perfect Game ... named a 2016 Rawlings and Perfect Game Third-Team All-American, All-Atlantic Region First-Team honoree in 2016 and Conference 25 Player of the Year and All-Region Player of the Year in 2016.
- Named the 2016 Virginia State Player of the Year in volleyball; led CHHS to its first volleyball state championship.
- Was selected by the Washington Nationals in the 38th round of the 2016 First-Year Player Draft out of high school, but did not sign, instead electing to play collegiately at the University of Virginia.
- Got married in the 2021/22 offseason to his wife Savannah on November 6th, 2021.
- Gave a speech to Granville HS (Ohio) in 2020, where he stressed that he is a big believer in the importance of goal setting, relationship building, personal reflection, and remaining true to oneself.

YEAR	CLUB	W	L	ERA	G	GS	CG	SHO	SV	SVO	IP	H	R	ER	HR	HB	BB	SO	WHIP	AVG
2019	Burlington (R)	3	1	2.17	11	6	0	0	0	0	37.1	35	12	9	2	4	11	43	1.23	.246
2020																				
Did not play (no minor league season)																				
2021	Quad Cities (A+)	2	1	3.18	7	6	0	0	0	0	22.2	15	9	8	0	2	11	19	1.15	.181
MINOR LEAGUE TOTALS (2 SEASONS)		5	2	2.55	18	12	0	0	0	0	60.0	50	21	17	2	6	22	62	1.20	.222

ABOUT THE  
NATURALS

2022 NWA  
NATURALS

2021 SEASON  
IN REVIEW

CLUB  
HISTORY

NATURALS  
RECORDS

LEAGUE  
OPPONENTS

GENERAL  
INFORMATION





OUTFIELDER



# JUAN CARLOS NEGRET

[@jcnegret5251](#) [@jcnegret52](#)

**BATS**  
R

**HEIGHT**  
6'1"

**OPENING DAY AGE**  
22

**BORN:** June 19, 1999 in La Habana, Cuba 🇨🇺

**RESIDES:** Santo Domingo Este, Dominican Republic

**ACQUIRED:** December 6, 2017 – Signed as an Minor League Free Agent

**SIGNED:** May 5, 2017 – Signed by Atlanta as an International Free Agent

**PRO DEBUT:** June 3, 2017 (DSL Braves) 0-for-3, R vs. DSL Astros Blue



## 2021 SEASON

- Played 100 games as the starting right fielder for Columbia (A), slashing .170/.298/.399 (61-for-358) ... ranked sixth among Royals farmhands with a career-high 23 home runs and ranked seventh with a career-best 76 runs batted in ... his 155 strikeouts, however, were the second-most in the system as well.
- Logged 81 starts in right field 695.2 (innings), with seven outfield assists, all coming in the second half of the season ... also made 19 starts at DH.
- Produced four two-homer games with Columbia, three of those games coming in just over two weeks in July, on 7/2, 7/8 and 7/17.
- In Columbia's 20-1 win over Charleston (TBR) on 7/8, went 3-for-5 with four runs scored, two home runs and a career-best seven runs batted in ... the Fireflies scored in all eight innings they took an at-bat at home, with seven of the nine starters in the lineup driving in at least one run.
- As a right-handed hitter, fared better against southpaws, batting .200 (19-for-95) with a .788 OPS, compared to .160 (19-for-95) against right-handed throwers, with a .684 OPS.
- Led the Fireflies with 20 multi-RBI games, while also collecting 15 multi-hit efforts.

## CAREER HIGHS

**HITS:** 4, 2x (Last: 7/24/19 @ Missoula)  
**RUNS:** 4, 2x (Last: 7/8/21 vs. Charleston)  
**DOUBLES:** 3 (6/13/17 vs. DSL Red Sox)  
**HOME RUNS:** 2, 6x (Last: 7/17/21 @ Myrtle Beach)  
**RUNS BATTED IN:** 7 (7/8/21 vs. Charleston)  
**WALKS:** 2, 20x (Last: 8/29/21 @ Myrtle Beach)  
**STEALS:** 2, 5x (Last: 6/17/19 vs. Missoula)  
**HIT STREAK:** 7 Games (8/13/19 to 8/19/19)



## 2019

- Began the season assigned to Lexington (A) and played 39 games over the first two months of the season, but only slashed .172/.285/.351 (23-for-134) and was assigned to Idaho Falls (R) on 5/25, where he played the rest of the season.
- Combined between Lexington and Idaho Falls, slashed .216/.290/.417 (83-for-384) across 107 games ... ranked second among Royals farmhands with at the time, a career-high 19 home runs and tied for third with 63 runs batted in.
- Hit at least five home runs with at least 15 runs batted in both in July and August with the Chukars.
- Homered four times over three games in August, with two on 8/16, one on 8/17 and one on 8/18, all in a series at home against Billings (CIN).
- Struggled in the Pioneer League playoffs, going just 2-for-20 (.100) across the six games, but one of his two hits was a home run in the 8th inning of Game 2 of the Championship Series at Ogden, which the Chukars went on to win 6-2.

## 2018

- After signing with Kansas City in December 2017, was assigned to Burlington (R) in the Appalachian League in mid-June, making both his Royals' organizational debut and his stateside debut.
- Played in 54 games for the B-Royals and slashed .224/.284/.423 (45-for-201) ... while his overall numbers went down, his run production soared, driving in 32 runs (+22 from 2017) with nine home runs (+7 from 2017), though he stole 20 fewer bases (23 in

2017, three in 2018).

- Exclusively played right field for Burlington, logging 416.0 innings (51 games/starts) in right, serving as the designated hitter three times as well.

## 2017

- Signed by Atlanta as a non-drafted free agent, 5/15 and spent his first pro season in the Dominican Summer League with the DSL Braves ... slashed .264/.410/.391 (46-for-174) across 50 games with 17 extra-base hits (two home runs), 10 runs batted in, 27 walks and 23 steals (in 32 attempts).
- Spent the most time defensive in center field, making 31 starts (250.0 innings) there, but also made 17 starts (131.0 innings in right field).
- Started his pro career hot, batting .306 (22-for-72) with a .907 OPS in June including six multi-hit game ... scored four runs, going 3-for-4 on 6/6 and went 4-for-5 with three doubles on 6/13.
- Was one of 13 Atlanta prospects granted free agency (on November 21, 2017) after a Major League Baseball investigation determined the Braves circumvented the international signing guidelines for three straight signing periods ... many of them were a part of the 2016 class considered by to be that year's top international signing class.

## MISCELLANEOUS

- While he was born in Cuba, resides in Santo Domingo Este, Dominican Republic during the offseason.

YEAR	CLUB	AVG	G	AB	R	H	TB	2B	3B	HR	RBI	BB	IBB	SO	SB	CS	OBP	SLG	OPS
2017	DSL Braves (R)	.264	50	174	31	46	68	14	1	2	10	27	3	47	23	9	.410	.391	.801
2018	Burlington (R)	.224	54	201	30	45	86	11	1	9	32	13	0	60	3	2	.284	.423	.707
2019	Idaho Falls (R)	.240	68	250	36	60	113	14	0	13	47	16	0	74	6	0	.292	.452	.744
	Lexington (A) 🍌	.172	39	134	20	23	47	6	0	6	16	15	0	57	1	1	.285	.351	.636
2020	Did not play (no minor league season)																		
2021	Columbia (A)	.170	100	358	56	61	143	13	0	23	76	56	1	155	3	2	.298	.399	.697
MINOR LEAGUE TOTALS (4 SEASONS)		.210	311	1117	173	235	456	58	2	53	181	127	4	393	36	14	.311	.408	.720



RIGHT-HANDED PITCHER



NEW-why-ler

# CHARLIE NEUWEILER

[@cneuwe31](#) [@c\\_new31](#)



BATS R  
THROWS R

HEIGHT 6'1"  
WEIGHT 205 LBS

OPENING DAY AGE 23

BORN: February 8, 1999 in Queens, New York

RESIDES: Maspeth, New York

ACQUIRED: 5<sup>th</sup>-Round selection in the 2017 MLB Draft (150<sup>th</sup> OVERALL)

HIGH SCHOOL: McClancy Memorial High School (East Elmhurst, New York)

PRO DEBUT: June 27, 2017 (Surprise) 2.1 IP, 1 R, 3 K vs. AZL Padres 1

## 2021 SEASON

- Assigned to the ACL Royals Blue (R) in the Arizona Complex League on 6/27 and made two starts before being transferred to Quad Cities (A+) on 7/9, where he remained through the rest of the season.
- Didn't allow a run across 4.2 innings in the ACL, with six strikeouts and no walks.
- Made 13 appearances (12 starts) for the River Bandits and went 2-3 with a 4.81 ERA (31 ER in 58.0 IP), striking out 50 batters.
- Ended each July and August with an ERA over 5.00, but turned things around in September, with a 1.93 ERA (3 ER in 14.0 IP) across four starts, striking out 17 with a season-low .196 opponents' batting average.
- Allowed one earned run across his last three starts (10.0 innings), including 5.0-inning out on 9/9 at Peoria, where he tied his season-high with eight strikeouts, while allowing just three hits.
- Started Game 4 of the High-A Central Championship series on 9/25, earned a no-decision pitching 3.2 scoreless innings with five strikeouts, as the River Bandits won 2-1 to force a decisive game 5 with Cedar Rapids (MIN), winning on a Logan Porter walk-off home run.

## 2019

- After spending the last two months of 2018 in Lexington (A), returned to the Legends in 2019 to help the team capture its second straight South Atlantic League Championship ... went 7-10 with a 4.36 ERA (72 ER in 148.2 IP) and 153 strikeouts to just 63 walks.
- Led Royals farmhands with 27 starts and ranked second with 113 strikeouts (148.2) and strikeouts (153).
- Recorded his first career complete game in the second half of a doubleheader on 8/28 vs. West Virginia (SEA) — his final regular season start — as he allowed just one run on four hits and one walk over 7.0 innings, with 10 strikeouts.
- Pitched 5.0 or more innings in 20 of his 27 starts, going 7.0 innings or more seven times, including a trio of 8.0-inning outings.
- Struck out at least five batters on 16 occasions and eight or more eight times, including 10-strikeout games in two of his last three starts, on 8/15 and 8/28.
- Made one start for Lexington in the postseason, pitching Game 3 of the South Atlantic League Championship Series on 9/12 vs. Hickory (TEX) ... allowed three runs on seven hits across 4.2 innings and struck out three, taking the loss — Lexington's only of the playoffs.

## 2018

- Assigned to Burlington (R) in the Appalachian League to begin his season on 6/18 and made two starts in June, before being assigned to Lexington (A) on 6/28, where he remained for the season and made 11 starts.
- Across 13 combined outings between the B-Royals and Legends,

YEAR	CLUB	W	L	ERA	G	GS	CG	SHO	SV	SVO	IP	H	R	ER	HR	HB	BB	SO	WHIP	AVG
2017	Surprise (R)	3	3	1.76	12	5	0	0	0	0	41.0	28	13	8	3	2	12	34	0.98	.192
2018	Burlington (R)	0	1	6.30	2	2	0	0	0	0	10.0	13	7	7	2	1	2	10	1.50	.310
	Lexington (A)	2	3	5.58	11	11	0	0	0	0	50.0	50	39	31	8	9	23	46	1.46	.258
2019	Lexington (A)	7	10	4.36	27	27	1	0	0	0	148.2	136	85	72	17	13	63	153	1.34	.241
2020	Did not play (no minor league season)																			
2021	ACL Royals Blue (R)	0	0	0.00	2	2	0	0	0	0	4.2	3	0	0	0	0	0	6	0.64	.176
	Quad Cities (A+)	2	3	4.81	13	12	0	0	0	0	58.0	64	37	31	7	5	23	50	1.50	.278
MINOR LEAGUE TOTALS (4 SEASONS)		14	20	4.29	67	59	1	0	0	0	312.1	294	181	149	37	30	123	299	1.34	.246

## AWARDS AND ACCOLADES

2017 Pitcher of the Year, Surprise Royals (R)

## CAREER HIGHS

INNINGS: 8.0, 3x (Last: 7/23/19 vs. Kannapolis)  
STRIKEOUTS: 10, 2x (Last: 8/28/19 vs. West Virginia)  
WALKS: 4, 8x (Last: 9/9/21 vs. Peoria)  
HITS: 10, 2x (Last: 7/23/21 vs. Peoria)  
RUNS: 8, 2x (Last: 8/21/19 vs. Lakewood)  
HOME RUNS: 3 (5/18/19 vs. Asheville)  
PITCHES THROWN: 101 (8/10/19 vs. Hagerstown)  
SCORELESS STREAK: 8.2 IP (4/15/19 to 4/26/19)



- went 2-4 with a 5.70 ERA (38 ER in 60.0 IP), while striking out 56.
- Each of his first nine outings were all between 5.0 and 6.0 innings, though he could not make it through five innings in his last four.
- Kept the opponent scoreless once, in his first start with Lexington on 7/1 vs. Asheville (COL) ... allowed three hits and three walks, while striking out five.

## 2017

- Entered the draft ranked by *Baseball America* as the #192 prospect in the 2017 draft pool.
- Assigned to Surprise (R) in the Arizona Rookie League to begin his professional career and was named Surprise Pitcher of the Year, posting a 1.76 ERA (8 ER in 41.0 IP) that would've led the Arizona League, but he fell 4.0 innings shy of qualifying ... went 3-3 with 34 strikeouts, a 0.98 WHIP and .192 opponents' average.
- First five outings came in relief, but five of his last 10 were starts ... across 15 outings (five starts), produced four scoreless outings and held the opponent under two earned runs in 11 of his 12 games.

## MISCELLANEOUS

- Was committed to LIU Brooklyn but chose to forgo college and head straight for professional baseball, being selected out of high school with the 150<sup>th</sup> overall pick in the 2017 Draft by Kansas City.
- Charlie's twin brother Ryan is a Redshirt Senior on the baseball team at Long Island University Brooklyn, where he's a pitcher.
- The twin brothers liked to play jokes on people when they were younger by going to the other brothers' class and seeing if they could get away with it before the teacher noticed.

ABOUT THE  
NATURALS

2022 NWA  
NATURALS

2021 SEASON  
IN REVIEW

CLUB  
HISTORY

NATURALS  
RECORDS

LEAGUE  
OPPONENTS

GENERAL  
INFORMATION





RIGHT-HANDED PITCHER

# ÁNDRES NÚÑEZ

@anunez45\_ @anunez45\_

BATS R  
THROWS RHEIGHT 6'4"  
WEIGHT 240 LBS

OPENING DAY AGE 26

BORN: September 20, 1995 in Southwest Ranches, Florida

RESIDES: Southwest Ranches, Florida

ACQUIRED: 29<sup>th</sup>-Round selection in the 2018 MLB Draft (87<sup>th</sup> OVERALL)

COLLEGE: Florida International University (Miami, Florida)

HIGH SCHOOL: Archbishop McCarthy High School (Southwest Ranches, Florida)

PRO DEBUT: June 18, 2018 (Surprise) 0.2 IP, 4 R, 0 K vs. AZL Mariners



## 2021 SEASON

- Began the season with Northwest Arkansas (AA) and split the season between the Naturals and Omaha (AAA) with 47 combined games pitched (1 start), the third-most appearances among Royals Minor League pitchers.
- Promoted to Triple-A Omaha on 7/25, re-joined the Naturals on 8/21 and then assigned back to the Storm Chasers for the remainder of the season on 9/10.
- Between the Naturals and Chasers, went 6-3 with four saves and a 3.98 ERA (33 ER in 74.2 IP) and 85 strikeouts with just 25 walks (18.7% K-BB%).
- Started the 2021 season strong, pitching to a 2.76 ERA in May (5 ER in 16.1 IP).
- Through the first 12 weeks of the season, was the only Naturals pitcher to throw in at least two games in every series, up until the point of getting promoted to Triple-A Omaha.
- In his first stint with Omaha, pitched in 10 games between 7/25 and 8/18 with a 3.55 ERA (5 ER in 12.2 IP), striking out 11.
- Rejoined the Naturals for just under three weeks, made six appearances out of the bullpen for Northwest Arkansas between 8/21 and 9/8, and went 4-for-4 in save opportunities, including each of his first three outings ... did not allow an earned run across 12.0 innings, surrendering just four hits with one walk while striking out 13.
- Only allowed two of 11 inherited runners to score while with the Naturals (18.2%), with 15 of the 39 complete innings he threw with Northwest Arkansas (38.5%) being 1-2-3 frames.
- Made his first professional start on 10/1 on the road against the Iowa Cubs, allowed a run on three hits in 2.2 inning with four strikeouts, while taking a no-decision in a 22-4 win at Principal Park.

## CAREER HIGHS

**INNINGS:** 5.0 (6/23/19 vs. Greenville)  
**STRIKEOUTS:** 6 (7/16/19 @ Rome)  
**WALKS:** 3, 2x (Last: 6/13/21 @ Frisco)  
**HITS:** 3, 3x (Last: 6/19/21 @ San Antonio)  
**RUNS:** 8 (9/11/21 @ St. Paul)  
**HOME RUNS:** 1, 12x (Last: 9/16/21 vs. Iowa)  
**PITCHES THROWN:** 60 (6/23/19 vs. Greenville)  
**SCORELESS STREAK:** 19.0 IP (8/6/19 to 5/16/21)



## 2019

- Made 35 appearances out of the bullpen for Lexington (A), going 3-2 with a 2.21 ERA (13 ER in 53.0 IP) with 68 strikeouts (11.55K/9), compared to 12 walks (2.0 BB/9).
- Lexington's July Pitcher of the Month for July, carrying a 2.04 ERA (4 ER in 17.2 IP) across seven appearances during the month ... Held a team-leading 14.3 K/9 (28 K) in July, tied for the second-highest K/9 in the South Atlantic League over the month (min. 15.0 IP ... the month was highlighted by his performance on July 16, when he struck out six batters over 4.0 innings of relief while permitting one unearned run on two hits to pick up a win in extra innings ... over his first six outings in July, Nunez held a 0.54 ERA (1 ER in 16.2 IP) while opponents batted just .153 (9-for-59).
- Followed up his stellar July with a scoreless August, did not allow an earned run through seven appearances and 9.1 innings, surrendering just four hits and one walk while striking out 12.

## 2018

- Made 15 appearances out of the bullpen between Surprise (RK) and Burlington (RK), going a combined 1-0 with a 2.92 ERA (8 ER in 24.2 IP) with 27 strikeouts (9.85 K/9), compared to 7 walks (2.6 BB/9).

- Allowed four runs in 0.2 innings in his professional debut with Surprise (June 18th vs. AZL Mariners), but posted a 1.50 ERA (4 ER in 24.0 IP) in 14 appearances after that.

## COLLEGE (2015-2018)

- Attended Florida International University, played under fellow Royals' farmhand MJ Melendez' dad Mervyl ... in 2018, earned All-Conference USA Second Team honors, going 6-2 with a team-leading 3.42 ERA (26 ER in 68.1 IP) and 77 strikeouts in 16 appearances (11 starts) ... had a five-game stretch in which he went 4-0 with a 0.84 ERA (3 ER in 32 IP) and 33 strikeouts
- Missed his entire sophomore season at FIU in 2017 due to "a rare lat injury"

## MISCELLANEOUS

- Currently resides in Southwest Ranches, Florida, during the offseason ... 22 miles NW of Miami, 15 SW of Fort Lauderdale
- Graduated from Archbishop McCarthy High School (Florida) in 2014, where he won two state championships, two regional titles and three district titles.
- Father, Rodolpho is a tennis pro and played collegiately at Shorter College.

YEAR	CLUB	W	L	ERA	G	GS	CG	SHO	SV	SVO	IP	H	R	ER	HR	HB	BB	SO	WHIP	AVG
2018	Surprise (R)	1	0	3.12	11	0	0	0	1	2	17.1	13	6	6	0	2	3	20	0.92	.200
	Burlington (R)	0	0	2.45	4	0	0	0	0	0	7.1	6	2	2	1	1	4	7	1.36	.222
2019	Lexington (A)	3	2	2.21	26	0	0	0	2	4	53.0	46	18	13	3	4	12	68	1.09	.229
2020		Did not play (no minor league season)																		
2021	NW Arkansas (AA)	6	3	2.94	30	0	0	0	4	8	52.0	46	21	17	5	8	15	58	1.17	.234
	Omaha (AAA)	0	0	6.35	17	1	0	0	0	0	22.2	23	17	16	3	3	10	27	1.46	.267
MINOR LEAGUE TOTALS (3 SEASONS)		10	5	3.19	88	1	0	0	7	14	152.1	134	64	54	12	18	44	180	1.17	.233



# DREW PARRISH

[@Drewppp8](#) [@drewparishhh](#)



**BATS** L **THROWS** L

**HEIGHT** 5'11" **WEIGHT** 195 LBS

**OPENING DAY AGE** 24

**BORN:** December 8, 1997 in Cape Canaveral, Florida 🇺🇸

**RESIDES:** Tallahassee, Florida

**ACQUIRED:** 8<sup>th</sup>-Round selection in the 2019 MLB Draft (229<sup>TH</sup> Overall)

**COLLEGE:** Florida State University (Tallahassee, Florida)

**HIGH SCHOOL:** Rockledge High School (Rockledge, Florida)

**PRO DEBUT:** June 6, 2019 (Burlington) 1.2 IP, 3 R, 2 K vs. Pulaski

**LEFT-HANDED PITCHER**

## 2021 SEASON

- Split the season between Quad Cities (A+) and Northwest Arkansas (AA), with a break in between to pitch for Team USA at the 2021 WBSC Olympic Baseball Qualifiers.
- Broke camp in High-A with the River Bandits and did not allow a run across 15.2 innings, pitching in four games (one start), while striking out 23 (41.1 K%) and walking just three (7.67 K/BB).
- Joined the Naturals on June 6 and remained at Double-A through the end of the season ... went 5-4 across 18 games (17 starts) with a 3.36 ERA (31 ER in 83.0 IP) and 95 strikeouts.
- Named the Double-A Central Pitcher of the Month in August, pitching in 5 games (4 starts), with a 2-0 record and 1.13 ERA (3 ER in 24.0 IP) ... struck out 27 with a 0.88 WHIP (13 H, 8 BB) and .163 opponents' batting average ... named the league's Pitcher of the Week after his start on 8/27 against Springfield, a 7-inning complete game shutout in the first game of a doubleheader at Arvest Ballpark ... allowed two hits with no walks while striking out seven in an 8-0 win over the Cardinals.
- Among qualified Minor League pitchers (96.0 IP), ranked 14th in WHIP, 14th in opponents' batting average (.198) and 16th in ERA (2.83).
- Combined between High-A and Double-A, his 118 strikeouts ranks 5th among Royals Minor League pitchers, 98.2 innings pitched ranked 4th ... among Royals farmhands with at least 70.0 innings pitched, he ranked 1st in ERA (2.83) and WHIP (0.99) and 2nd in opponents' average (.194) behind Quad Cities' Will Klein (.171).
- Did not allow a home run in 8-game (7 start) stretch from July 28 to September 7 ... went 40.2 innings from 7/22 to 9/12 between home runs allowed.
- Member of Team USA at the 2021 WBSC Olympic Baseball Qualifiers from May 30 to June 5 ... pitched in one game for the United States, helping the team qualify for the Tokyo Olympics by earning the win after pitching two scoreless innings out of the bullpen with two strikeouts on June 4 in a 10-1 victory over Canada.
- Entered 2021 as an unranked prospect, ended the year ranked by MLB Pipeline as the No. 30 prospect in the Royals system.

## 2019

- Pitched in nine games (four starts) for the Burlington Royals (R), going 3-0 with a 2.52 ERA (7 ER in 25.0 IP), striking out 39 (14.04 K/9) while walking just four (9.75 K/BB) in his professional debut.
- Earned his first professional win on July 11 against the Elizabethton Twins, pitching 3.0 innings out of the bullpen with five strikeouts in a 5-0 win over the E-Twins on the road.
- Did not allow 7 run in five of his nine appearances, or his last 5.1 innings of the season with the B-Royals.
- Did not appear in a postseason game with Burlington, who made it to the Appalachian League finals, but lost to the Johnson City Cardinals in a best-of-three series ... went back to FSU to finish his degree in the fall semester.

## COLLEGE (2017-2019)

- Attended Florida State University, making two trips to the College World Series (2017, 2019) with the Seminoles.
- In 2019, went 8-5 with 112 strikeouts in 81.2 innings (21.3 K/9)

## AWARDS AND ACCOLADES

2021 MiLB.com Organization All-Star

## CAREER HIGHS

**INNINGS:** 7.0, 2x (Last: 8/27/21 vs. Springfield)  
**STRIKEOUTS:** 9, 2x (Last: 7/10/21 @ Wichita)  
**WALKS:** 5 (8/21/21 @ Tulsa)  
**HITS:** 7 (9/12/21 @ Wichita)  
**RUNS:** 5 (6/10/21 @ Frisco)  
**HOME RUNS:** 2, 3x (Last: 9/12/21 @ Wichita)  
**PITCHES THROWN:** 91 (8/27/21 vs. Springfield)  
**SCORELESS STREAK:** 22.0 IP (8/18/19 to 6/10/21)



across 17 outings (16 starts) as a junior and the Noles Friday night starter throughout the season ... bookended the season with a pair of memorable performances: was part of a combined no-hitter on Opening Day against Maine (2/15), pitching five scoreless innings at the start in FSU's 10th no-no in school history ... ended his career with eight scoreless innings against No. 5 Arkansas in the opening game of the College World Series, FSU's first victory in the CWS opener since 1999.

- In 2018, was named All-ACC first team as a sophomore, had a 2.52 ERA, 128 strikeouts and held opponents to a .186 average ... pitched complete games in his final two appearances of the year, against NC State in the ACC Tournament (5/25) and Mississippi State in the NCAA Tournament (6/2)

## MISCELLANEOUS

- Enters 2022 ranked by *Baseball America* as the No. 38 Royals prospect, the No. 30 prospect in the system according to MLB Pipeline.
- Full name is **Andrew Patrick Parrish** ... currently resides in Tallahassee, Florida during the offseason.

YEAR	CLUB	W	L	ERA	G	GS	CG	SHO	SV	SVO	IP	H	R	ER	HR	HB	BB	SO	WHIP	AVG
2019	Burlington (R)	3	0	2.52	9	4	0	0	0	0	25.0	19	7	7	4	0	4	39	0.92	.211
2020																				
2021	Quad Cities (A+) 🟡	1	0	0.00	4	1	0	0	1	1	15.2	5	0	0	0	0	3	23	0.51	.096
	NW Arkansas (AA) 🟡	5	4	3.36	18	17	1	1	0	0	83.0	65	34	31	8	4	25	95	1.08	.215
MINOR LEAGUE TOTALS (2 SEASONS)		9	4	2.77	31	22	1	1	1	1	123.2	89	41	38	12	4	32	157	0.98	.200

ABOUT THE  
NATURALS

2022 NWA  
NATURALS

2021 SEASON  
IN REVIEW

CLUB  
HISTORY

NATURALS  
RECORDS

LEAGUE  
OPPONENTS

GENERAL  
INFORMATION







FIRST BASEMAN



PASS-quinn-TEE-no

VINNIE  
PASQUANTINO
[@VPasquantino](https://twitter.com/VPasquantino)
[@pasquantino](https://www.instagram.com/pasquantino)


## BATS THROWS

L L

## HEIGHT WEIGHT

6'3" 230 LBS

## OPENING DAY AGE

24

BORN: October 19, 1997 in Richmond, Virginia 🇺🇸

RESIDES: Moseley Virginia

ACQUIRED: 11<sup>th</sup>-Round selection in the 2019 MLB Draft (319<sup>th</sup> OVERALL)

COLLEGE: Old Dominion University (Norfolk, Virginia)

HIGH SCHOOL: James River High School (Midlothian, Virginia)

PRO DEBUT: June 18, 2019 (Burlington) 2-for-4 @ Bristol

## 2021 SEASON

- Split his first full season in pro baseball between Quad Cities (A+) and Northwest Arkansas (AA) ... named the Quad Cities River Bandits' player of the year, and to the High-A Central All-Star team, slashing .291/.384/.565 with 13 home runs and 42 runs batted in before a promotion to Double-A on 7/20.
- Named the High-A Central offensive Player of the Week on 6/27 and Double-A Central offensive Player of the Week on 8/29.
- Among all Minor League hitters, ranked tied for 2nd in doubles (37), 6th in extra-base hits (64) and 11th in total bases (246).
- His .300 batting average (131-for-437) was the best among Royals minor league hitters with at least 150 plate appearances ... finished second in the system in hits (131), fifth in homers (24) and sixth in runs batted in (84).
- Between High-A and Double-A, worked a 1.00 strikeout-to-walk ratio (64 /64) with 64 extra-base hits (37 doubles, 3 triples, 24 homers).
- Reached base in 100 of 116 games, including a streak of 25 straight between 8/5 and 9/3 with the Naturals ... recorded 40 multi-hit games, including a pair of four-hit games with the Naturals on 7/20 at Tulsa and 8/11 against Frisco.
- Double-A debut came on 7/20 at ONEOK Field against the Tulsa Drillers ... his first Double-A game was the conclusion of a suspended game from 6/6 in Springdale and hit a home run in his first at-bat with the Naturals ... while he was promoted to NW Arkansas on 7/2, the game logs show two games played on 6/6, one in A+ and one in AA.
- Entered 2021 as an unranked prospect, ended the year ranked by *Baseball America* as the No. 29 Royals prospect and MLB Pipeline's No. 17 prospect in the Royals system, as well as the No. 9 first base prospect in all of baseball, according to MLB Pipeline.

## AWARDS AND ACCOLADES

**2021 Player of the Year, Quad Cities River Bandits (A+)****2021 Post-Season All Star, High-A Central (1B)****2019 Player of the Year, Burlington Royals (R)****2019 MiLB.com Organization All-Star****2019 Post-Season All Star, Appalachian League**

## CAREER HIGHS

**HITS:** 5 (8/11/19 @ Greenville)**RUNS:** 3, 4x (Last: 5/26/21 @ Dayton)**DOUBLES:** 2, 5x (Last: 9/3/21 vs. Corpus Christi)**HOME RUNS:** 2, 4x (Last: 7/28/21 vs. Wichita)**RUNS BATTED IN:** 5, 3x (Last: 8/8/21 @ Arkansas)**WALKS:** 3, 2x (Last: 9/8/21 @ Wichita)**STEALS:** 1, 6x (Last: 9/19/21 vs. Springfield)**HIT STREAK:** 11 Games (6/6/21 to 6/17/21)

## 2019

- In his professional debut, was named the Burlington Royals Player of the Year, slashing .294/.371/.592 (62-for-211), with 14 home runs, 53 runs batted in and 27 walks ... tied for sixth among all Royals farmhands in homers, despite playing in just 57 games.
- Led the Appalachian League in home runs, extra-base hits (33), total bases (125) and RBI, and ranked among the league leaders in slugging percentage (.592, 2nd), OPS (.962, 2nd) and runs (43, T-2nd).
- Named MiLB.com Organization All-Star and MiLB.com Appalachian League Player of the Month for August ... one of four Burlington players to earn league postseason All-Star honors.
- Hit .385 (10-for-26) with a home run in six postseason games, helping lead the Burlington Royals to the Appalachian League Championship Series.

## COLLEGE (2017-2019)

- Attended Old Dominion University (NCAA, Conference USA), played in 141 games over his three seasons with the Monarchs, slashing .309/.388/.507, (172-for-647) with 32 doubles, three triples, 24 home runs and 115 runs batted in.
- Named first-team All-Conference USA and earned second-team All-Region as a Junior in 2018, hitting .298/.402/.560 with 15 homers and 53 runs batted in over 65 games as a junior
- Went 6-for-6 with 5 RBI in a game against Virginia Military

Institute in 2018, matching the school record for hits in a game

- Named a Freshman All-American by Collegiate Baseball News in 2017, also named to the Conference USA All-Freshman Team and a Second Team All-State selection by VaSID.

## MISCELLANEOUS

- Enters 2022 ranked by *Baseball America* as the No. 10 Royals prospect and the No. 6 first base prospect in baseball ... the No. 5 prospect in the system and No. 6 first base prospect according to MLB Pipeline ... listed as being the "Best Hitter for Average" among Royals' prospects in the 2022 Best Tools survey from BA.
- Graduated from James River High School (Midlothian, Va.) in 2016, where he hit .537 as a junior and earned first team All-Region 6A South honors ... career .444 career hitter with a .921 slugging percentage, a 2016 Rawlings Perfect Game Honorable Mention All-American and Two-time all-conference and all-region selection.
- Grew up attending Richmond Braves (AAA) and Richmond Flying Squirrels (AA) minor league games ... was a Yankees and Jets fan.
- Found out he was drafted while sitting in a McDonald's drive-through when his friend FaceTimed him.
- Co-hosts the podcast "A Whole New Ballgame" with Alex Feuz ... featured guests have included Darryl Strawberry and Dave O'Brien.
- Enjoys playing mini golf in his free times ... father Dennis was the 1992 Pro Putters Association's Junior National Champion.
- Lists his favorite food as a Chipotle burrito bowl and can do the splits.

YEAR	CLUB	AVG	G	AB	R	H	TB	2B	3B	HR	RBI	BB	IBB	SO	SB	CS	OBP	SLG	OPS
2019	Burlington (R)	.294	57	211	43	62	125	17	2	14	53	27	1	40	0	0	.371	.592	.963
2020		Did not play (no minor league season)																	
2021	Quad Cities (A+) 🟡	.291	61	237	44	69	134	20	3	13	42	33	0	38	4	0	.384	.565	.950
	NW Arkansas (AA) 🟡	.310	55	200	35	62	112	17	0	11	42	31	3	26	2	0	.405	.560	.965
	MINOR LEAGUE TOTALS (2 SEASONS)	.298	173	648	122	193	371	54	5	38	137	91	4	104	6	0	.386	.573	.959



# WALTER PENNINGTON

@thewaltpennington



**BATS** L

**THROWS** L

**HEIGHT** 6'2"

**WEIGHT** 205 LBS

**OPENING DAY AGE** 23

**LEFT-HANDED PITCHER**

**BORN:** April 14, 1998 in Englewood, Colorado

**RESIDES:** Broomfield, Colorado

**ACQUIRED:** August 19, 2020 – Signed as a non-drafted free agent

**COLLEGE:** Colorado School of Mines (Golden, Colorado)

**HIGH SCHOOL:** Broomfield High School (Broomfield, Colorado)

**PRO DEBUT:** May 7, 2021 (Columbia) 1.1 IP, 1 H, 0 R, 2 K @ Augusta

## 2021 SEASON

- Began the season with Columbia (A) and pitched for the Fireflies into early August, before being placed on the 7-day injured list on 8/14 ... assigned to the Arizona Complex League Royals Blue (R) on 9/7 for a rehab assignment and finished his season with two appearances in the ACL.
- Combined between the Fireflies and ACL Royals Blue, went 3-3 across 25 relief appearances in his first season of professional baseball, with a 3.32 ERA (16 ER in 43.1 IP) while striking out 40 ... led Columbia with four saves, including two in the month of May.
- During the first four games of his career (5/7 to 5/18), allowed only three hits, with five strikeouts and a save across 6.0 scoreless innings.
- After a strong May, recorded a 1.54 ERA in June (2 ER in 11.2 IP) with 12 strikeouts ... across the first two months of his pro career, went 2-1 in 13 outings with a 1.69 ERA (4 ER in 21.1 IP) while walking just four and striking out 27.
- 14 of his 25 total appearances were scoreless, with only three games where he allowed more than one run ... in 14 of his 25 outings, held his opponent to zero or one hit and recorded strikeouts in 20 of 25 games.

## CAREER HIGHS

**INNINGS:** 3.2 (7/16/21 @ Myrtle Beach)  
**STRIKEOUTS:** 5 (5/14/21 vs. Charleston)  
**WALKS:** 4 (7/28/21 @ Charleston)  
**HITS:** 5 (7/11/21 vs. Charleston)  
**RUNS:** 5 (7/11/21 vs. Charleston)  
**HOME RUNS:** 2 (7/11/21 vs. Charleston)  
**PITCHES THROWN:** 51 (6/24/21 vs. Myrtle Beach)  
**SCORELESS STREAK:** 6.1 IP (5/7/21 to 5/22/21)



## 2020

- After graduating from the Colorado School of Mines, signed a free agent contract with the Kansas City Royals on August 24, 2020.
- Had been granted an extra year of eligibility by the NCAA and intended to return for grad school and pitch in 2021 for the Mines, ... played for the Colorado Cyclones at the amateur National Baseball Congress World Series in Wichita, Kansas, where he was scouted and soon signed by the Royals as an undrafted free agent.

## COLLEGE (2017-2020)

- Attended the Colorado School of Mines, where he pitched in 51 games (30 starts) and went 24-10 with a 4.73 ERA (118 ER in 224.2 IP) with 216 strikeouts ... pitched out of the bullpen for the Orediggers (NCAA D2 Rocky Mountain Athletic Conference) his first two seasons, also serving as a two-way player before moving to the starting rotation for his junior and senior seasons.
- Named to the CoSIDA Academic All-American First-Team in 2020 and Second-Team in 2019 ... CoSIDA Academic All-District Pitcher in 2018, 2019 and 2020 ... RMAC Academic Player of the Year in 2020, RMAC First-Team All-Academic in 2018, 2019 and 2020 ... earned the D2ADA Academic Achievement Award in 2020.
- Recognized in 2019 on the NCBWA Second-Team All-Region and Second-Team All-RMAC ... in 2018, named to the D2CCA Second-

Team All-Region Utility (as a Pitcher), an Honorable Mention All-RMAC Pitcher and Honorable Mention All-RMAC Designated Hitter.

- As a hitter, slashed .288/.421/.721 (32-for-111) across his first four seasons, including 11 home runs and 31 runs batted in his sophomore season in 2018 ... as a freshman in 2017, hit .444 (4-for-9) with two triples and three runs batted in.
- Served as the Mines' ace in the rotation in 2019, finishing his junior season with a 10-3 record in 14 starts, ranked 11th in the nation in total victories.
- Graduated with a degree in mechanical engineering ... was unsure on if he would get the chance to play professional baseball coming out of high school, so he decided to attend Colorado School of Mines, a school with both a good baseball program and a good engineering program so he could earn his degree as well.

## MISCELLANEOUS

- Full name **Walter Carlton Pennington**.
- Graduated from Broomfield High School in 2016, where he excelled as a pitcher and outfielder ... pitched 42.0 innings and posted a 0.83 ERA (allowed just five earned runs) with 48 strikeouts and only nine walks his senior season.
- Participated in the 2016 Colorado High School Futures game at Coors Field.
- Also lettered in basketball and graduated with a 4.0 GPA.

YEAR	CLUB	W	L	ERA	G	GS	CG	SHO	SV	SVO	IP	H	R	ER	HR	HB	BB	SO	WHIP	AVG
2020																				
2021	ACL Royals Blue (R)	0	0	4.91	2	0	0	0	0	0	3.2	2	2	2	1	0	1	3	0.82	.154
	Columbia (A)	3	3	3.18	23	0	0	0	4	5	39.2	36	15	14	2	4	14	37	1.26	.240
MINOR LEAGUE TOTALS (1 SEASON)		3	3	3.32	25	0	0	0	4	5	43.1	38	17	16	3	4	15	40	1.22	.233

ABOUT THE  
NATURALS

2022 NWA  
NATURALS

2021 SEASON  
IN REVIEW

CLUB  
HISTORY

NATURALS  
RECORDS

LEAGUE  
OPPONENTS

GENERAL  
INFORMATION



# ZACK PHILLIPS

@zackarie25



**BATS**  
L

**THROWS**  
L

**HEIGHT**

**WEIGHT**

6'1"

170 LBS

**OPENING DAY AGE**

23

LEFT-HANDED PITCHER

**BORN:** July 11, 1998 in Sierra Vista, Arizona

**RESIDES:** Texarkana, Arkansas

**ACQUIRED:** 27<sup>th</sup>-Round selection in the 2019 MLB Draft (799<sup>TH</sup> OVERALL)

**COLLEGE:** University of Mississippi (Oxford, Mississippi)

**HIGH SCHOOL:** Texas High School (Texarkana, Texas)

**PRO DEBUT:** June 20, 2019 (Burlington) 1.0 IP, 0 R, 0 K @ Bristol

## 2021 SEASON

- Split the season between Columbia (A) and Quad Cities (A+), combining to pitch in 25 games out of the bullpen with an 0-4 record, but three saves and a 2.06 ERA (11 ER in 48.0 IP) while walking just 13 and striking out 51.
- Was assigned to the River Bandits on 5/26 to begin the season and pitched in seven High-A games before being assigned to the Fireflies on 6/30 ... after a brief stint on the Temporary Inactive List and just over a week on the Injured List in August, returned to pitch for Columbia at the end of the month and was promoted back to Quad Cities on 9/10 and remained with the River Bandits through the end of the postseason.
- 16 of his 25 total appearances were scoreless between the Fireflies and River Bandits, surrendering more than an earned run just twice all season.
- Across 15 outings with the Fireflies, walked just four batters while striking out 37, a strike-to-walk ratio of 9.25.
- Between Columbia and Quad Cities, did not allow a run in June, totaling 10.0 innings over eight games between the two teams, allowing just six hits and five walks, while striking out 11 with a .167 opponents' batting average (6-for-36).
- Also did not allow an earned run over four sporadic appearances in August with Columbia, saving one game and pitching 8.1 innings with just an unearned run surrendered, along with two hits and two walks while striking out seven.
- Pitched twice for Quad Cities in the High-A Central Championship Series against Cedar Rapids (MIN), allowing one earned run over 4.2 innings, while walking just one and striking out five.

## CAREER HIGHS

**INNINGS:** 4.0, 2x (Last: 9/18/21 vs. South Bend)  
**STRIKEOUTS:** 6 (7/13/21 @ Myrtle Beach)  
**WALKS:** 2, 4x (Last: 9/18/21 vs. South Bend)  
**HITS:** 6, 2x (Last: 9/18/21 vs. South Bend)  
**RUNS:** 3 (7/2/21 @ Augusta)  
**HOME RUNS:** 1, 5x (Last: 9/18/21 vs. South Bend)  
**PITCHES THROWN:** 54 (9/18/21 vs. South Bend)  
**SCORELESS STREAK:** 16.1 IP (7/10/19 to 8/18/19)



## 2019

- After being drafted, was assigned to Burlington (R) in the Appalachian League and pitched in 20 games out of the bullpen for the B-Royals, going 4-1 with two saves and a 2.15 ERA (9 ER in 37.2 IP), while striking out 29.
- 12 of his 20 outings were scoreless while he never allowed more than two earned runs in a game and held the opponent under two on 18 occasions.
- Did not allow a run across a 16.1-inning stretch, that spanned over a month, from 7/10 to 8/18 ... across eight straight scoreless outings, he went 3-0 with 14 strikeouts, allowing 12 hits and just five walks.
- Pitched twice for Burlington in the Appy League playoffs, pitching out of the bullpen in the Division Series with Pulaski (NYY) and the Championship Series against Johnson City (STL) ... across the postseason, he allowed two runs in 4.0 innings while striking out 3.

## COLLEGE (2017-2019)

- Played his first two years of collegiate baseball at Grayson Community College in Denison, Texas, before transferring to Ole Miss for his junior year in 2019.
- JUNIOR (2019):** Transferred to the University of Mississippi after two years of JUCO baseball and made 19 total appearances (13

starts) for the Rebels (SEC) ... in his one season at Ole Miss, he went 4-3 with a 4.99 ERA (34 ER in 61.1 IP), while striking out 52 ... threw a career-high 7.0 innings against UAB on 3/9, allowing two runs (one earned) on six hits and one walk, striking out a career-high seven to earn his first career win ... started the first combined no-hitter in program history, turning in 3.0 perfect innings with four strikeouts against Arkansas-Pine Bluff on 3/20 ... tossed 2.1 innings in the Fayetteville Super Regional finale at Arkansas, allowing no runs on no hits, hitting one and striking out one (6/10), though the Rebels lost the series to the Razorbacks, 2-1.

- FRESHMAN/SOPHOMORE (2017-18):** While playing for the GCC Vikings, he was 10-1 as a starter to go along with a 2.70 ERA, earning 1st team All-Conference and 1st Team All-Region.

## MISCELLANEOUS

- Full name **Zackarie Jordan Phillips** ... resides in Texarkana, Arkansas, during the offseason.
- 2016:** Graduated from Texas High School in Texarkana, Texas, where he played outfield and pitcher and earned 1st team All-District status in 2015/16 ... was 6-1 with a no-hitter thrown in his junior campaign, and went 4-0 with only one run allowed before being sidelined with an injury his senior year.

YEAR	CLUB	W	L	ERA	G	GS	CG	SHO	SV	SVO	IP	H	R	ER	HR	HB	BB	SO	WHIP	AVG
2019	Burlington (R)	4	1	2.15	20	0	0	0	2	3	37.2	29	11	9	2	2	10	29	1.04	.212
2020	Did not play (no minor league season)																			
2021	Columbia (A)	0	3	1.95	15	0	0	0	2	3	27.2	22	8	6	2	2	4	37	0.94	.218
	Quad Cities (A+)	0	1	2.21	10	0	0	0	1	2	20.1	18	6	5	1	0	9	14	1.33	.228
MINOR LEAGUE TOTALS (2 SEASONS)		4	5	2.10	45	0	0	0	5	8	85.2	69	25	20	5	4	23	80	1.07	.218



# LOGAN PORTER

[@realporterpotty](#) [@realporterpotty](#)

**BATS** R **THROWS** R

**HEIGHT** 6'2" **WEIGHT** 200 LBS

**OPENING DAY AGE** 26

**BORN:** July 12, 1995 in Phoenix, Arizona

**RESIDES:** Surprise, Arizona

**ACQUIRED:** June 21, 2018 – Signed as a non-drafted free agent

**COLLEGE:** Dixie State University (St. George, Utah)

**COLLEGE:** Northwestern Oklahoma State University (Alva, Oklahoma)

**HIGH SCHOOL:** Valley Vista High School (Surprise, Arizona)

**PRO DEBUT:** June 23, 2018 (Surprise) 1-for-3, 2 RBI vs. AZL Dodgers



ABOUT THE  
NATURALS

2022 NWA  
NATURALS

2021 SEASON  
IN REVIEW

CLUB  
HISTORY

NATURALS  
RECORDS

LEAGUE  
OPPONENTS

GENERAL  
INFORMATION

## 2021 SEASON

- Spent the entire season with Quad Cities (A+) and slashed .241/.368/.451 (62-for-257) in 77 games, with 25 extra-base hits (14 homers) and 45 runs batted in, as well as 45 walks ... named a High-A Central post-season All-Star at catcher, one of five River Bandits to be honored with a league award.
- Predominantly played catcher for the River Bandits, making 43 starts behind the plate (370.2 innings) but also made 21 starts at first base (190.2 innings), served as the designated hitter 10 times and played 3.0 innings at third base.
- Recorded 19 multi-hit games and three 3-hit games, including a 3-for-5 performance with two home runs on 6/26 at Beloit ... homered twice again at Beloit on 7/14.
- Mashed left-handed pitching, with a .319 average (22-for-69) and a 1.014 OPS, compared to a .213 average (40-for-188) against righties and a .748 OPS.
- Reached base in 63 of 77 games (81.8%), failing to reach base in back-to-back games only twice all season.
- Compiled a sensational month of July, slashing .353/ .477/.667 (18-for-51) across 17 games with five home runs and 14 runs batted in.
- Hit a grand slam in the third inning of a 10-6 win vs. Beloit on 8/10 ... was the first grand slam of his professional career.
- Hit a walk-off home run in the bottom of the 9th on 9/25 in a 2-1 win in Game 4 of the High-A Central Championship Series to force Game 5.

## AWARDS AND ACCOLADES

- 2021 Post-Season All Star, High-A Central (C)
- 2019 Appalachian League Batting Champion
- 2019 Post-Season All Star, Appalachian League

## CAREER HIGHS

**HITS:** 4 (8/6/19 @ Johnson City)  
**RUNS:** 3, 4x (Last: 8/1/21 vs. South Bend)  
**DOUBLES:** 2, 5x (Last: 8/6/19 @ Johnson City)  
**HOME RUNS:** 2, 2x (Last: 7/14/21 @ Beloit)  
**RUNS BATTED IN:** 4, 2x (Last: 8/10/21 vs. Beloit)  
**WALKS:** 3, 2x (Last: 6/24/21 @ Beloit)  
**STEALS:** 1 (8/10/21 vs. Beloit)  
**HIT STREAK:** 9 Games (6/23/18 to 7/20/18)



## 2019

- Spent the season with Burlington (R) in the Appalachian League and led the league in batting average (.352), on-base percentage (.481), slugging percentage (.648) and OPS (1.130), ranked tied for fourth in walks (31) and tied for sixth in home runs (9).
  - Named an Appalachian League postseason All-Star and was named the MiLB.com Appalachian League Player of the Month for July, in where he slashed .382/ .520/.724 (29-for-76) with six homers and 17 runs batted in over 24 games ... had a team-high-tying 23-game on-base streak from June 18-July 20.
    - Recorded hits in 33 of 43 games where he had a plate appearance, reaching base on 40 occasions, all but three games.
  - Legged out an inside-the-park home run on 8/5 at Johnson City (STL), a two-run shot in the eighth inning of a 13-0 win, adding a double with four total runs batted in that night.

## 2018

- Made his professional debut with Surprise (R) in the Arizona Rookie League, slashing .317/.448/.475 (32-for-101) across 34 games ... led the team with his .317 batting average (min. 100 at-bats).
- Hit safely in each of his first nine games, and recorded a career-high three hits in his 11th game ... recorded hits in 24 of his 34 games with Surprise, including six multi-hit efforts ... reached base in 29 of games played, failing to reach base in back-to-back games only once.

- Assigned to Northwest Arkansas (AA) on 9/1 after the AZL season concluded, entered the game as a pinch-hitter on 9/3 vs. Arkansas (SEA) and lined out, before taking over definitively at first base.

## COLLEGE (2015-2018)

- Began his collegiate career at Northwestern Oklahoma State University (NCAA Division II) for two years before transferring to Dixie State University for his junior and senior seasons.
- JUNIOR/SENIOR (2017-18):** Transferred to Dixie State, where he was named one of 17 finalists for the Josh Willingham National MVP Award as a junior, after he hit .276 with a Pac West-leading 18 doubles, 10 HR with a Dixie State single-season record 72 RBI ... reached safely in 51 of 54 games and Voted to the Preseason All-Pac West and NCBWA All-West Region Second Teams in 2018.
- FRESHMAN/SOPHOMORE (2015-16):** Played two seasons for the Northwest Oklahoma State Rangers and was named second team all-Great American Conference and both NOSU Freshman (2015) and Sophomore (2016) Athlete of the Year ... batted .340 with 10 doubles, two triples, two homers and 23 runs batted in ... hit .321 with four home runs during his sophomore campaign in 2016.

## MISCELLANEOUS

- Resides in Surprise, Arizona, during the offseason.
- Graduated from Valley Vista High School (Ariz.), where he was a two-time First Team All-Region selection and hit .398 as a senior.

YEAR	CLUB	AVG	G	AB	R	H	TB	2B	3B	HR	RBI	BB	IBB	SO	SB	CS	OBP	SLG	OPS
2018	Surprise (R)	.317	34	101	14	32	48	11	1	1	16	19	1	22	0	0	.448	.475	.923
	NW Arkansas (AA)	.000	1	1	0	0	0	0	0	0	0	0	0	0	0	0	.000	.000	.000
2019	Burlington (R)	.352	44	145	26	51	94	14	1	9	37	31	0	34	0	0	.481	.648	1.129
2020	Did not play (no minor league season)																		
2021	Quad Cities (A+)	.241	77	257	53	62	116	10	1	14	45	45	0	81	1	0	.368	.451	.819
MINOR LEAGUE TOTALS (3 SEASONS)		.288	156	504	93	145	258	35	3	24	98	95	1	137	1	0	.417	.512	.929



# TAD RATLIFF

@just.a.tad22

BATS R THROWS R

HEIGHT 6'1" WEIGHT 230 LBS

OPENING DAY AGE 26

RIGHT-HANDED PITCHER

BORN: April 3, 1996 in Taylorsville, North Carolina

RESIDES: Taylorsville, North Carolina

ACQUIRED: June 28, 2017 – Signed as a non-drafted free agent

COLLEGE: Lenoir-Rhyne University (Hickory, North Carolina)

HIGH SCHOOL: Alexander Central High School (Taylorsville, North Carolina)

PRO DEBUT: June 30, 2017 (Burlington) 2.0 IP, 0 R, 0 K vs. Danville



## 2021 SEASON

- Began the season on the 60-Day Injured list for Northwest Arkansas (AA) with a right arm injury, where he stayed until 7/16, when he was assigned to the Arizona Complex League for a rehab assignment with the ACL Royals Blue (R), making four starts ... his rehab assignment was transferred to Quad Cities (A+) on 7/30 and he pitched in three games out of the bullpen.
- Combined between his two rehab assignments, pitched in seven games (four starts) with a 3.72 ERA (4 ER in 9.2 IP) while striking out 11.
- Across four games (all starts) with the ACL Royals, did not allow a run across 6.0 innings ... only surrendered two hits and did not walk a batter, while striking out four.
- Three outings with Quad Cities were on 7/30, 8/4 and 8/8 ... allowed three runs across 1.0 inning on 7/30, retired both batters he faced on 8/8.

## AWARDS AND ACCOLADES

2019 Mid-Season All Star, Carolina League

## CAREER HIGHS

INNINGS: 3.0, 4x (Last: 7/8/18 vs. Greensboro)  
STRIKEOUTS: 6, 2x (Last: 7/13/18 @ Augusta)  
WALKS: 2, 4x (Last: 8/3/19 vs. Potomac)  
HITS: 6 (7/13/18 @ Princeton)  
RUNS: 5 (7/13/18 @ Princeton)  
HOME RUNS: 1, 5x (Last: 7/27/21 @ ACL Rangers)  
PITCHES THROWN: 56 (7/8/18 vs. Greensboro)  
SCORELESS STREAK: 10.2 IP, 2x (Last: 5/31/19 to 7/7/19)



## 2019

- Spent the entire season with Wilmington (A+), pitching in 42 games with a 3-3 record, 23 saves (in 28 chances) and a 2.81 ERA (16 ER in 51.1 IP), while striking out 55.
- Named a Carolina League mid-season All-Star and led Royals farmhands with 23 saves, which also led the Carolina League ... his 42 games pitched were sixth in the system, tied third in the league.
- Pitched in five postseason games, going 1-0 with a 6.35 ERA (3 ER in 4.1 IP) and recorded the saves in all three wins of the Carolina League Championship Series against Fayetteville.
- Assigned to the Surprise Saguaros of the Arizona Fall League after the playoffs and recorded a 1.08 ERA (1 ER in 8.1 IP), two saves and 10 strikeouts over nine appearances for Scott Thorman's team.

## 2017

- Signed with Kansas City as a non-drafted Free Agent on June 28 and assigned to Burlington (R), where he pitched in two games for the B-Royals, allowing five runs on six hits across 4.0 innings ... did not walk a batter and struck out nine.
- In his professional debut on 6/30 vs. Danville (ATL), threw 2.0 perfect innings, striking out all six batters he faced in the eighth and ninth innings of a 5-3 loss to the D-Braves.

## COLLEGE (2015-2017)

- Attended Lenoir-Rhyne University (N.C.), where he pitched 56 games (2 starts) for the Bears (South Atlantic Conference, NCAA Division II) and posted a 3.35 ERA with 97 strikeouts and eight saves during his three-season collegiate career.
- JUNIOR (2017):** While he went 0-3, had an ERA of 2.65 (11 ER in 37.1 IP) across 17 games, recording three saves and striking out 42 batters ... in late June, made by an appearance out of the bullpen for the Coastal Plain League's Peninsula Pilots (collegiate summer baseball) in an exhibition game against USA Baseball's Collegiate National Team and signed with Kansas City three days later.
- SOPHOMORE (2016):** Pitched to a career-low ERA of 1.71 (5 ER in 26.1 IP) while striking out 27 for the second season in a row in a career-best 21 appearances out of the bullpen.
- FRESHMAN (2015):** Pitched in 18 games (two starts) as a freshman, going 4-2 with a 5.70 ERA (19 ER in 30.0 IP and 27 strikeouts).

## MISCELLANEOUS

- Full name is **Tad Alan Ratliff** ... resides in Taylorsville, North Carolina during the offseason.
- 2014:** Graduated from Alexander Central High School (N.C.).

YEAR	CLUB	W	L	ERA	G	GS	CG	SHO	SV	SVO	IP	H	R	ER	HR	HB	BB	SO	WHIP	AVG
2017	Burlington (R)	0	0	11.25	2	0	0	0	0	0	4.0	6	5	5	1	0	0	9	1.50	.333
2018	Lexington (A)	2	0	1.68	27	0	0	0	10	13	48.1	45	12	9	2	1	10	53	1.14	.249
2019	Wilmington (A+)	3	3	2.81	42	0	0	0	23	28	51.1	42	19	16	3	3	19	55	1.19	.230
2020	Did not play (no minor league season)																			
2021	ACL Royals Blue (R)	0	0	0.00	4	4	0	0	0	0	6.0	2	0	0	0	1	0	4	0.33	.105
	Quad Cities (A+)	0	0	9.82	3	0	0	0	0	0	3.2	4	4	4	1	0	2	7	1.64	.267
MINOR LEAGUE TOTALS (4 SEASONS)		5	3	2.70	78	4	0	0	33	41	113.1	99	40	34	7	5	31	128	1.15	.238





# JOHN RAVE

@john\_rave @j.m.rave



## BATS THROWS

L L

## HEIGHT WEIGHT

6'0" 190 LBS

## OPENING DAY AGE

24

**BORN:** Dec. 30, 1997 in Canton, Illinois

**RESIDES:** Bloomington, Illinois

**ACQUIRED:** 5<sup>th</sup>-Round selection in the 2019 MLB Draft (139<sup>th</sup> Overall)

**COLLEGE:** Illinois State University (Normal, Illinois)

**HIGH SCHOOL:** Central Catholic High School (Bloomington, Illinois)

**PRO DEBUT:** June 18, 2019 (Burlington) 4-for-5, 1 RBI @ Bristol

**OUTFIELDER**

## 2021 SEASON

- Spent the season with Quad Cities (A+), playing in 77 games and slashing .252/.352/.453 (70-for-278) ... spent two weeks on the 7-Day Injured List, out of action for roughly a month (5/20 to 6/19) after tweaking his hamstring.
- Named an MiLB.com Organization All-Star in the outfield for Kansas City, as he hit 14 homers and stole 13 bases with the River Bandits, making him one of five 13-13 players in the system this season (others: Dairon Blanco, Brewer Hicklen, Kyle Isbel and Bobby Witt Jr.) ... his .805 OPS and 121 wRC+ both ranked 10th among High-A Central qualifiers.
- Hit safely in a career-best nine games, from 7/23 to 8/3 ... hit .529 (18-for-23) in that span, with a 1.674 OPS, hitting five home runs and driving in 16 runs.
- Largely played center field for the River Bandits, making 71 starts there (641.0 innings), in addition to one start in right field.
  - Recorded two or more hits in 19 games, including a four-hit effort on 8/1 vs. South Bend ... reached base in 61 of 77 games played (79.2%).
- Rode a hot bat into the playoffs, recording hits in all five games of the High-A Central Championship Series for the River Bandits, hitting .316 (6-for-19) with a .749 OPS and three runs batted against Cedar Rapids

## AWARDS AND ACCOLADES

2021 MiLB.com Organization All-Star

## CAREER HIGHS

**HITS:** 4, 2x (Last: 8/1/21 vs. South Bend)  
**RUNS:** 4 (8/1/21 vs. South Bend)  
**DOUBLES:** 1, 17x (Last: 9/9/21 vs. Peoria)  
**HOME RUNS:** 2 (8/5/21 @ Cedar Rapids)  
**RUNS BATTED IN:** 5, 2x (Last: 8/3/21 @ Cedar Rapids)  
**WALKS:** 2, 11x (Last: 9/12/21 vs. Peoria)  
**STEALS:** 3 (8/22/21 @ South Bend)  
**HIT STREAK:** 9 Games (7/23/21 to 8/3/21)

## 2019

- Assigned to Burlington (R) after being drafted and played 15 games in the Appalachian League before being promoted to Lexington (A) on 7/7, where he remained to finish the season ... combined to slash .234/.326/.320 (54-for-231) across the two levels with 13 extra-base hits and 16 runs batted in.
- Exploded in his professional debut, going 4-for-5 with three runs scored, a double, run batted in and walk in a 15-1 win at Bristol (PIT).
- Recorded hits in each of his first four games with the Legends (7/9 - 7/13) and compiled a five-game hitting streak to end July, going 10-for-24 (.417), with three doubles and six runs batted in.
  - Started all six games of Lexington's postseason run that culminated with their second straight South Atlantic League Championship ... went 4-for-21 (.190) with two runs batted in.

## COLLEGE (2017-2019)

- Attended the Illinois State University, where he was a three-year starting center fielder for the Redbirds (Missouri Valley Conference) ... slashed .301/.377/.481 (212-for-705) across 170 games, recorded 71 extra-base hits (22 home runs), drove in 117 runs and went 29-for-39 (74.4%) in steal attempts.
- JUNIOR (2019):** Started all 62 games of the season in center field and was named to the all-MVC First Team, as well as the MVC All-Defensive Team for the third season in a row ... slashed .297/.377/.481 in the leadoff spot, tallying 14 doubles and 12 home runs.
- SOPHOMORE (2018):** One of two players to start all 52 games, starting every game in center field ... earned All-Missouri Valley

Conference Second Team, and for the second straight year All-Defensive Team accolades ... slashed .347/.402/.571 and led the team with 48 runs, 19 doubles, three triples, eight home runs, 49 runs batted in, as well as slugging percentage and total bases (125) ... played summer ball for the Chatham Anglers of the Cape Cod League, alongside future MLB pitcher Alek Manoah and 2020 No. 1 overall MLB draft pick Spencer Torkelson ... hit .304 in 41 games with Chatham, including .476 (10-for-21) in six playoff games.

- FRESHMAN (2017):** Appeared in 56 games with 53 starts, all in center field ... earned All-Missouri Valley Conference Honorable Mention and All-Defensive Team accolades, one of only three freshmen to earn all-conference honors and the lone freshman representative on the league's all-defensive team ... also named a Freshman All-American by Collegiate Baseball ... slashed .258/.352/.362 and ranked second on the team with 55 hits, while leading Illinois State with 12 stolen bases and four triples.

## MISCELLANEOUS

- Full name is **John Michael Rave** ... resides in Bloomington, Illinois during the offseason.
- 2016:** Graduated from Central Catholic High School (Ill.), and was selected by Boston in the 35th round of the 2016 MLB First-Year Player Draft, but did not sign ... four-year member of the baseball team and three-time unanimous first-team all-conference selection ... batted .429 with three home runs as a senior and hit .430 with seven home runs junior year.
- Mother (Sue) attended Illinois State as well, brother (Matt) played baseball at Carthage College and dad (Mike) played basketball at Illinois Wesleyan.

YEAR	CLUB	AVG	G	AB	R	H	TB	2B	3B	HR	RBI	BB	IBB	SO	SB	CS	OBP	SLG	OPS
2019	Burlington (R)	.175	15	57	11	10	15	2	0	1	3	12	0	17	3	0	.338	.263	.601
	Lexington (A)	.253	46	174	17	44	59	7	1	2	13	15	0	58	6	5	.321	.339	.660
2020	Did not play (no minor league season)																		
2021	Quad Cities (A+)	.252	77	278	49	70	126	8	3	14	51	38	1	93	13	0	.352	.453	.805
MINOR LEAGUE TOTALS (2 SEASONS)		.244	138	509	77	124	200	17	4	17	67	65	1	168	22	5	.340	.393	.733

ABOUT THE  
NATURALS

2022 NWA  
NATURALS

2021 SEASON  
IN REVIEW

CLUB  
HISTORY

NATURALS  
RECORDS

LEAGUE  
OPPONENTS

GENERAL  
INFORMATION





CATCHER

# SEBASTIAN RIVERO

**BATS**  
R

**THROWS**  
R

**HEIGHT**  
6'1"

**WEIGHT**  
215 LBS

**OPENING DAY AGE**  
23

**BORN:** November 16, 1998 in Maracay, Venezuela 🇻🇪

**RESIDES:** Mariara, Carabobo, Venezuela

**ACQUIRED:** July 10, 2015 – Signed as an International Free Agent

**PRO DEBUT:** June 6, 2016 (DSL Royals) 4-for-5, 2 R, RBI @ DSL Rays 1

**40-MAN ROSTER:** Added by Kansas City on November 20, 2020

**MLB DEBUT:** May 8, 2021 vs. Chicago (AL): 0-for-4, 2 K

**MLB SERVICE TIME:** 68 Days


## 2021 SEASON

- Split the season between Omaha (AAA) and Kansas City, appearing in 17 games (9 starts) for the Royals in his first Major League season ... made his Major League debut on 5/8 against the White Sox as the starting catcher.
- Recalled from Omaha on 6/20 for his second stint with Kansas City and recorded his first MLB hit on 6/24 at Yankee Stadium with an RBI double off of Jameson Taillon in the fifth inning, the Royals' lone run in the game ... recorded his first run batted in before his first MLB hit, drawing a bases-loaded walk to tie the game off of Aroldis Chapman in the ninth inning on 6/23.
- Optioned back to Triple-A on 7/16 and remained with Omaha until being recalled to Kansas City again on 9/4 ... optioned on 9/21 and recalled to the Majors for the last time on 10/1 ... over the last month of the year, appeared in nine MLB games (five starts) and hit .227 (5-for-22) with a double and RBI.
- Threw out Cleveland's Franmil Reyes attempting to steal third base in Game 2 on 9/20, his first career runner caught stealing (out of 6 attempts).
- Appeared in 42 games with the Storm Chasers and slashed .260/.319/.380 (39-for-150) with seven doubles, one triple and three home runs ... threw out 10 of 34 would-be base stealers (29%) with Omaha, including four in five games from 7/21 to 7/28.
- Went a career-best 5-for-5 on 9/10 at St. Paul, with a double, home run and four runs batted in against the Saints.

## 2020

- A non-roster invite to Major League Spring Training for the second-straight year, appearing in five Cactus League games.
- Spent the entire regular season at Alternate Site in Kansas City, Kansas and participated in the club's postseason camp at Kauffman Stadium.

## 2019

- Played most of the year with Wilmington (A+) but played three games for Omaha (AAA) ... made his Triple-A debut on 5/27, going 3-for-8 (.375) with three runs scored in three games before returning to the Blue Rocks on 5/31.
- Threw out 40.0% of would-be basestealers (20-of-50) ... his 20 runners caught stealing ranked 10th in the Carolina League

## 2018

- Spent the entire season with Lexington (A) and career highs in runs (41), hits (72), doubles (16), homers (7), RBI (34) and total bases (109), named a South Atlantic League mid-season All-Star.
- Posted a .991 fielding percentage for the year (5 errors in 549 chances), while he threw out 19-of-54 (35.2%) of would-be basestealers.
- Scored a career-high four runs and also collected four RBI to match

## AWARDS AND ACCOLADES

**2019** Kansas City Royals Carlos Fortuna Award

**2018** Mid-Season All Star, South Atlantic League

## CAREER HIGHS

**HITS:** 5 (6/10/21 @ St. Paul)  
**RUNS:** 4 (7/2/18 vs. Asheville)  
**DOUBLES:** 2, 3x (Last: 7/28/21 @ Toledo)  
**HOME RUNS:** 1, 15x (Last: 6/10/21 @ St. Paul)  
**RUNS BATTED IN:** 4, 3x (Last: 6/10/21 @ St. Paul)  
**WALKS:** 2, 6x (Last: 6/30/19 @ Frederick)  
**STEALS:** 1, 4x (Last: 6/10/21 vs. Columbus)  
**HIT STREAK:** 10 Games (8/11/17 to 8/24/17)



a career high, July 2 at Asheville ... went 3-for-3 with a double and a homer in the game.

- Hit .111 (2-for-18) with one run batted in across four playoff games.

## 2017

- Spent the entire season with Burlington (R), slashing .265/.288/.381 (50-for-189) with eight doubles, a triple, four homers and 28 runs batted in ... ranked sixth among Appalachian League catchers in runs batted in.
- Recorded a career-best 10-game hitting streak from 8/11 to 8/24, where he hit .366 (15-for-41) with a .756 OPS and seven runs batted in over that stretch.

## 2016

- Split his first professional season between the DSL Royals (R) and Surprise (R) ... combined to slash .280/.312/.342 (45-for-161) with 10 doubles and 24 runs batted in.
- Went 4-for-5 in his pro debut on 6/6 at DSL Rays 1, with one run batted in and two runs scored.

## MISCELLANEOUS

- Full name is **Sebastian Rivero Aguilar** ... resides in Mariara, Carabobo, Venezuela during the offseason with his wife, Loana, and son, Sebastian Enrique.

YEAR	CLUB	AVG	G	AB	R	H	2B	3B	HR	RBI	BB	IBB	SO	SB	CS	OBP	SLG	OPS	
2016	DSL Royals (R)	.333	8	27	3	9	9	0	0	4	1	0	1	0	0	.357	.333	.690	
	Surprise (R)	.269	38	134	15	36	46	10	0	20	6	0	28	0	0	.303	.343	.646	
2017	Burlington (R)	.265	48	189	18	50	72	8	1	4	28	6	0	30	0	.288	.381	.669	
2018	Lexington (A) 🍌	.258	77	279	41	72	109	16	0	7	34	17	0	59	0	1	.301	.391	.692
2019	Wilmington (A+) 🍌	.212	91	288	23	61	80	14	1	1	24	19	0	75	2	2	.270	.278	.548
	Omaha (AAA)	.375	3	8	3	3	3	0	0	0	0	0	0	2	0	0	.375	.375	.750
2020	Did not play (no minor league season)																		
2021	Omaha (AAA)	.260	42	150	18	39	57	7	1	3	26	10	1	45	2	1	.319	.380	.699
	KANSAS CITY	.175	17	40	1	7	9	2	0	0	3	3	0	15	0	0	.250	.225	.475
MAJOR LEAGUE TOTALS		.175	17	40	1	7	9	2	0	0	3	3	0	15	0	0	.250	.225	.475
MINOR LEAGUE TOTALS (5 SEASONS)		.251	307	1075	121	270	376	55	3	15	136	59	1	240	4	4	.295	.350	.645



RIGHT-HANDED PITCHER



ahn-DRACE soh-tee-YAY

# ANDRÉS SOTILLET

@el\_de\_manicuaré

BATS R  
THROWS R

HEIGHT 6'1"  
WEIGHT 215 LBS

OPENING DAY AGE 25

BORN: March 2, 1997 in Cumana, Venezuela 🇻🇪

RESIDES: Sucre, Venezuela

ACQUIRED: July 30, 2015 – Signed as an International Free Agent

PRO DEBUT: June 9, 2016 (DSL Royals) 5.0 IP, 1 R, 1 K vs. DSL Phillies



ABOUT THE  
NATURALS

2022 NWA  
NATURALS

2021 SEASON  
IN REVIEW

CLUB  
HISTORY

NATURALS  
RECORDS

LEAGUE  
OPPONENTS

GENERAL  
INFORMATION



## 2021 SEASON

- Began the season with Omaha (AAA) and split the season between the Storm Chasers and Northwest Arkansas (AA), pitching in 34 games (1 start) across the two levels with a 5.52 ERA (28 ER in 45.2 IP).
- Transferred to the Naturals on 7/6 and stayed with the club for the remainder of the season, outside of an 11-day stint on the Injured List from 8/31 to 9/10.
- In 13 games with Omaha (1 start), went 2-0 with a 6.75 ERA (11 ER in 14.2 IP) and 18 strikeouts.
- 12 of his last 16 outings with the Naturals were scoreless ... only allowed one run in September, a 1.93 ERA (1 ER in 4.2 IP) with three strikeouts.
- Pitched two scoreless innings against Wichita in Game 2 of the Double-A Central Championship Series on 9/22, with three strikeouts in the 5-1 win.
- Pitched for Team Venezuela in the WBSC Baseball Americas Olympic Qualifying event in Port St. Lucie, Florida from May 31 to June 5.

## 2020

- Participated in the club's postseason camp at Kauffman Stadium.

## 2019

- Spent the entire year with Northwest Arkansas (AA), going 6-1 with a 3.35 ERA (28 ER in 75.1 IP) ... his six victories ranked tied for third in the Texas League among pitchers who started five games or fewer.
- Started four of his first five outings, pitching to a 5.32 ERA (13 ER in 22.0 IP), before moving to the bullpen for the remainder of the year on May 6 ... was 0-1 with a 7.31 ERA (13 ER in 16.0 IP) as a starter, compared to 6-0 with a 2.28 ERA (15 ER in 59.1 IP) out of the bullpen.
- After allowing a run in his 1.0 inning of work on June 1 at Springfield, posted a 1.94 ERA (9 ER in 41.2 IP) over his final 22 outings ... that stretch started with a 14.1-inning scoreless streak (June 8-July 4).
- Pitched for the Venezuelan National Team at the in the WBSC Premier12 event in Taiwan, a 2020 Olympic Qualifying event ... pitched in two games with a 4.50 4.50 ERA (1 ER in 2.0 IP) ... pitched against Japan (Nov. 5) and Puerto Rico (Nov. 7), teammates with 2018 Naturals infielder Jackson Flores.

## 2018

- Opened the season at Lexington (A), but was transferred to Wilmington (A+) on July 12 and combined to go 8-11 with a 4.47 ERA ... set career-marks in games pitched (26), starts (23), innings pitched (141.0 IP) and strikeouts (109) in his first full pro season.

## AWARDS AND ACCOLADES

2016 Pitcher of the Year, Dominican Royals (R)

## CAREER HIGHS

INNINGS: 9.0 (7/7/18 vs. Greensboro)  
STRIKEOUTS: 10 (7/7/18 vs. Greensboro)  
WALKS: 4 (9/2/18 vs. Potomac)  
HITS: 11, 3x (Last: 6/21/18 vs. Charleston)  
RUNS: 9 (6/21/18 vs. Charleston)  
HOME RUNS: 2, 3x (Last: 4/24/19 @ Corpus Christi)  
PITCHES THROWN: 113 (7/7/18 vs. Greensboro)  
SCORELESS STREAK: 16.0 IP (6/1/19 to 7/7/19)



- Tied with Jace Vines for second in the Royals system with 11 total losses, finished fourth in the Royals system with 109 total strikeouts.
- Pitched his first 9.0 inning, complete-game (second pro shutout), striking out a career-best 10 hitters with no walks against Greensboro on July 7 (5-0 W) in his final start for the Legends.

## 2017

- Pitched with three different Rookie-level affiliates: Idaho Falls, Burlington and Surprise ... combined to go 3-4 with a 6.67 ERA (42 ER in 56.2 IP) in 13 outings (12 starts).
- Allowed five home runs across four starts with Idaho Falls before moving to the AZL Royals on July 13, tossing 6.0 innings of one-run ball in AZL debut ... struck out season-high nine batters in 5.2 innings on July 18 @ AZL Mariners to earn second consecutive win.
- Moved to Burlington August 11, allowed at least four runs in all four starts with B-Royals.

## 2016

- Named Dominican Royals Pitcher of the Year in his professional debut, going 7-2 with a 1.52 ERA (11 ER in 65.0 IP) in 13 starts ... led Royals minor league pitchers in ERA (min. 60.0 IP) and ranked tied for fifth in wins.

## MISCELLANEOUS

- Full name is **Andrés Alejandro Sotillet** ... currently resides in Sucre, Venezuela during the offseason, with his daughter, Manuela Alejandra Sotillet Núñez.

YEAR	CLUB	W	L	ERA	G	GS	CG	SHO	SV	SVO	IP	H	R	ER	HR	HB	BB	SO	WHIP	AVG
2016	DSL Royals (R)	7	2	1.52	13	13	1	1	0	0	65.0	48	15	11	0	3	8	41	0.86	.210
2017	Surprise (R)	3	0	2.28	5	4	0	0	0	0	27.2	27	7	7	1	0	6	26	1.19	.250
	Burlington (R)	0	2	11.20	4	4	0	0	0	0	13.2	22	19	17	1	2	3	5	1.83	.367
	Idaho Falls (R)	0	2	10.57	4	4	0	0	0	0	15.1	32	18	18	5	0	13	11	2.35	.427
2018	Lexington (A) 🍌	6	5	3.93	16	13	1	1	0	0	89.1	107	46	39	6	5	13	84	1.34	.296
	Wilmington (A)	2	6	5.40	10	10	1	0	0	0	51.2	70	32	31	5	2	21	25	1.76	.337
2019	NW Arkansas (AA)	6	1	3.35	34	4	0	0	1	3	75.1	68	34	28	6	2	29	63	1.29	.239
2020	Did not play (no minor league season)																			
2021	NW Arkansas (AA) 🍌	1	2	4.94	21	0	0	0	0	1	31.0	29	18	17	4	2	13	32	1.35	.240
	Omaha (AAA)	2	0	6.75	13	1	0	0	0	0	14.2	21	15	11	0	0	16	18	2.52	.328
MINOR LEAGUE TOTALS (5 SEASONS)		27	20	4.20	120	53	3	2	1	4	383.2	424	204	179	28	16	113	305	1.40	.281



CATCHER

# GAVIN STUPIENSKI

[@G\\_Stupienski](https://twitter.com/G_Stupienski) [@gstupienski](https://www.instagram.com/gstupienski)



**BATS** L **THROWS** R

**HEIGHT** 6'1" **WEIGHT** 220 LBS

**OPENING DAY AGE** 28

**BORN:** March 12, 1994 in Princeton, New Jersey 🇺🇸

**RESIDES:** Wilmington, North Carolina

**ACQUIRED:** May 8, 2021 – Signed as a Minor League free agent

**DRAFTED:** Arizona's 12<sup>th</sup>-Round pick in the 2016 MLB Draft (359<sup>TH</sup> OVERALL)

**COLLEGE:** University of North Carolina at Wilmington (Wilmington, NC)

**HIGH SCHOOL:** The Hun School of Princeton (Princeton, New Jersey)

**PRO DEBUT:** June 22, 2016 (Hillsboro) 0-for-4 vs. Eugene

## 2021 SEASON

- Was slated to play with the Lake Erie Crushers in the independent Frontier League, an MLB Partner League ... signed with the Royals on 5/8 and assigned to Northwest Arkansas (AA) on 5/9, took one at-bat on 5/21 in Springfield and played two innings in left field, before he being assigned to Quad Cities on 5/25.
- Played in 38 games for the River Bandits, making 24 starts at first base and slashing .264/.376/.482 (29-for-110) ... doubled seven times with five home runs, 19 runs batted in and 20 walks.
- Went 4-for-4 with a double in a 11-3 win over South Bend on 7/29 ... went 2-for-4 with two home runs on 8/19 at South Bend, a solo homer in the fourth and a two-run shot in the ninth in a 12-8 win over the Cubs ... hit a grand slam on 9/8 the sixth inning of a 9-3 win over Peoria.
- Made two appearances on the mound ... pitched 0.1 inning on 7/28 vs. South Bend, allowed one run on two hits ... after hitting a solo home run in the fourth inning, pitched the 11th inning and took the loss in an 8-5 defeat on 9/9 vs. Peoria, allowed four runs on three hits and two walks.

## CAREER HIGHS

**HITS:** 4 (7/29/21 vs. South Bend)  
**RUNS:** 3, 2x (Last: 8/28/21 vs. Wisconsin)  
**DOUBLES:** 2, 2x (Last: 9/5/17 @ Helena)  
**HOME RUNS:** 2 (8/19/21 @ South Bend)  
**RUNS BATTED IN:** 4 (9/8/21 vs. Peoria)  
**WALKS:** 2, 5x (Last: 9/8/21 vs. Peoria)  
**STEALS:** 1, 2x (Last: 8/20/16 @ AZL Cubs)  
**HIT STREAK:** 5 Games (7/8/16 to 7/18/16)



## 2020

- Played for the Sussex County Miners in the All-American Baseball Challenge ... in 22 games, slashed .363/.474/.463 (29-for-80) with two home runs and 17 runs batted in.

## 2019

- Split time in independent baseball between the Frontier League's Lake Erie Crushers and the Can-Am League's Sussex County Miners ... in 48 games between the two teams, slashed .238/.340/.286 (30-for-126) with one home run and 14 runs batted in.

## 2018

- Released by Arizona on 3/25 ... played 34 games for the independent American Association's Winnipeg Goldeyes ... slashed .236/.291/.333 (17-for-72) with eight runs batted in ... doubled five times with one triple and five walks.

## 2017

- Split the season between Missoula (R) and Hillsboro (A-) ... across 21 games, slashed .354/.402/.573 (29-for-82) with three home runs and 18 runs batted in.

## 2016

- Began his professional career splitting the season between the AZL Diamondbacks (R) and Hillsboro (A-) ... slashed .250/.320/.382 (17-for-68) across 26 games between the two teams ... drove in 15 runs with one home run.

## COLLEGE (2013-2016)

- Attended UNC Wilmington, where he slashed .339/.427/.541 (156-for-460) across 133 games for the Seahawks (Colonial Athletic Association) with 29 doubles, 20 home runs and 103 runs batted in as he split time between catcher (83 G) and first base (20 G).
- RS JUNIOR (2016):** Hit .347 (83-for-293) with a 1.047 OPS, leading the team with 40 walks and finished his career with a 36-game on-base streak, ranking third all-time at UNCW ... tied the school record with three homers against East Tennessee State (4/17).
- RS SOPHOMORE (2015):** Named second-team ABCA All-East, First-team All-NCCSIA, Second team All-CAA, CAA All-Tournament team and NCAA All-Regional at Baton Rouge ... finished second on the team with a .344 average and tied for team-lead with career-high six home runs, playing in 50 games (48 starts) ... reached base safely in a team-high 33 consecutive games at one point in season.
- RS FRESHMAN (2014):** Saw time in 23 games (seven starts).
- FRESHMAN (2013):** Red-shirted following preseason shoulder surgery.

## MISCELLANEOUS

- Full name is **Gavin Raymond Stupienski** ... resides in Princeton, New Jersey during the offseason.
- Father Raymond played baseball for Rutgers (1980-83), brother Russell played baseball at St. Peters and is currently he head JV coach at Limestone University.

YEAR	CLUB	AVG	G	AB	R	H	TB	2B	3B	HR	RBI	BB	IBB	SO	SB	CS	OBP	SLG	OPS
2016	AZL D-backs (R)	.250	22	56	6	14	22	5	0	1	12	6	0	8	2	0	.323	.393	.715
	Hillsboro (A-)	.250	4	12	1	3	4	1	0	0	3	1	0	1	0	1	.308	.333	.641
2017	Missoula (R)	.359	20	78	13	28	46	9	0	3	16	6	0	17	10	0	.409	.590	1.034
	Hillsboro (A-)	.250	1	4	1	1	1	0	0	0	2	0	0	1	0	0	.250	.250	.500
2018	Winnipeg (IIND - AA)	.236	34	72	9	17	24	5	1	0	8	5	0	24	0	0	.291	.333	.641
2019	Sussex County (IND - CMAA)	.248	44	117	15	29	35	3	0	1	13	18	0	28	5	2	.346	.299	.645
	Lake Erie (IND - FRON)	.111	4	9	0	1	1	0	0	0	1	2	0	4	0	1	.273	.111	.384
2020	Sussex County (IND - AABQ)	.363	22	80	19	29	37	2	0	2	17	15	0	13	10	1	.474	.463	.937
2021	Quad Cities (A+) 🟡	.264	38	110	24	29	53	7	1	5	19	20	0	26	0	0	.376	.482	.858
	NW Arkansas (AA) 🟡	.000	1	1	0	0	0	0	0	0	0	0	0	0	0	0	.000	.000	.000
MINOR LEAGUE TOTALS (3 SEASONS)		.287	86	261	45	75	126	22	1	9	52	33	0	53	2	1	.369	.483	.852
INDEPENDENT LEAGUE TOTALS (3 SEASONS)		.273	104	278	43	76	97	10	1	3	39	40	0	69	15	4	.368	.349	.717



# DANIEL TILLO

[@DT4Cero](#) [@bigtilly44](#)



**BATS** L **THROWS** L

**HEIGHT** 6'5" **WEIGHT** 230 LBS

**OPENING DAY AGE** 25

**BORN:** June 13, 1996 in Sioux City, Iowa

**RESIDES:** Sioux City, Iowa

**ACQUIRED:** 3<sup>rd</sup>-Round selection in the 2017 MLB Draft (90<sup>th</sup> Overall)

**COLLEGE:** Iowa Western Community College (Council Bluffs, Iowa)

**COLLEGE:** University of Kentucky (Lexington, Kentucky)

**HIGH SCHOOL:** Sioux City North High School (Sioux City, Iowa)

**PRO DEBUT:** July 10, 2017 (Surprise) 0.2 IP, 5 R, 0 K @ AZL Reds

**40-MAN ROSTER:** Added by Kansas City on November 20, 2020

## 2021 SEASON

- Joined Northwest Arkansas (AA) on a Major League rehab assignment on 7/13 after three rehab appearances with the rookie-level Arizona Complex League Royals Blue team and remained with the Naturals for the rest of 2021.
- In his first three rehab appearances, allowed eight runs on seven hits in 3.2 innings (19.64 ERA and .412 opponents' batting average.) ... paused rehab assignment and resumed on 8/5, with two scoreless outings before being optioned to the Naturals on 8/9.
- In 17 games (2 starts) with the Naturals, had a 4.63 ERA (12 ER in 23.1 IP) with 22 strikeouts ... allowed one run in 5.2 IP (1.59 ERA) with the ACL Royals.
- Did not allow a run in the month of August for the Naturals, with a nine-game stretch between 8/5 and 9/1 where he threw 12.2 scoreless innings, allowing seven hits while striking out 11 ... 1.83 ERA (4 ER in 19.2 IP) across final 14 appearances since 8/1, all out of the bullpen ... struck out 17 while opponents hit just .203 off of Tillo over the last two months of the year.

## CAREER HIGHS

**INNINGS:** 8.0 (5/7/19 @ Salem)  
**STRIKEOUTS:** 10 (5/3/18 @ Columbia)  
**WALKS:** 6 (7/28/18 vs. Bucs Creek)  
**HITS:** 11 (9/1/18 vs. Potomac)  
**RUNS:** 8 (6/11/19 vs. Lynchburg)  
**HOME RUNS:** 2, 2x (Last: 6/12/18 @ Down East)  
**PITCHES THROWN:** 104 (7/18/18 vs. Lynchburg)  
**SCORELESS STREAK:** 28.2 IP (7/14/19 to 8/6/19)



## 2020

- As a Non-Roster Invitee to Big League Spring Training, appeared in two Cactus League games with a 10.80 ERA (2 ER in 1.2 IP).
- Participated in Major League Summer Camp at Kauffman Stadium, but was placed on the 10-day Injured List on July 17 and didn't return, having Tommy John surgery on July 29.
- Was selected to Kansas City's 40-man roster on November 20.

## 2019

- Spent a majority of the year with Wilmington (A+), before being promoted to Northwest Arkansas (AA) on July 31 ... combined to go 8-9 with a 3.72 ERA (54 ER in 130.2 IP), while holding opponents to a .241 average (117-for-485) ... made 20 starts with Wilmington, while six of his nine appearances with Northwest Arkansas came out of the bullpen.
- Went 3-2 with a 1.57 ERA (5 ER in 28.2 IP), holding the opposition to a .194 average (20-for-103) in his five July starts, before being promoted to Double-A ... did not allow a run across 27.1 innings between July 14 and August 6, across his last two High-A starts and first two appearances in Northwest Arkansas.
- Made 10 appearances for the Surprise Saguaros in the Arizona Fall League, striking out 11 with a 6.94 ERA (9 ER in 11.2 IP).
- Pitched for Team USA at the WBSC Premier 12 (2020 Olympic Qualifying Event) in Mexico and Tokyo ... appeared in three games, striking out 8 out of the bullpen with a 2.08 ERA (1 ER in 4.2 IP).

## 2018

- Split the year, between Lexington (A) and Wilmington (A+), going

4-6 with a 4.76 ERA (71 ER in 134.1 IP).

- His 26 starts tied for the most among Royals' minor league hurlers, he ranked ninth in strikeouts (100) and 10th in innings.
- Struck out a career-high 10 hitters over 6.1 innings at Columbia on May 3, taking a no-decision in a 4-3 loss in 10 innings.

## 2017

- In his first professional campaign, pitched for Surprise (Rookie) and Burlington (Rookie), going 3-2 with a 4.42 ERA (18 ER in 36.2 IP) in nine starts (10 appearances).

## COLLEGE (2016-2017)

- 2017:** Transferred to Iowa Western Community College, where he recorded 57 strikeouts in 44.0 innings as a sophomore.
- 2016:** Attended the University of Kentucky, where he made nine relief appearances as a freshman.

## MISCELLANEOUS

- Currently resides in McCook Lake, South Dakota in the offseason.
- 2015:** Graduated from Sioux City North HS and went 22-2 in his prep career ... threw 49 touchdown passes as the school's starting QB ... 3-time all-state player in basketball, named Iowa Mr. Basketball as a senior.
- Started a YouTube channel in 2019 called "Anything Sports Cards" where he primarily opens sports cards, including graded cards.
- When he was 11 years old, played summer travel ball in Iowa for the Siouxland Stars Baseball with fellow Royals minor leaguer Tyler Crolepy (catcher).

YEAR	CLUB	W	L	ERA	G	GS	CG	SHO	SV	SVO	IP	H	R	ER	HR	HB	BB	SO	WHIP	AVG
2017	Surprise (R)	0	0	9.53	3	2	0	0	0	0	5.2	8	6	6	0	1	0	7	1.41	.333
	Burlington (R)	3	2	3.48	7	7	0	0	0	0	31.0	35	14	12	1	3	6	25	1.32	.285
2018	Lexington (A)	1	1	4.35	7	7	0	0	0	0	41.1	37	22	20	3	3	14	31	1.23	.233
	Wilmington (A+)	3	5	4.94	19	19	0	0	0	0	93.0	99	54	51	3	9	51	69	1.61	.279
2019	Wilmington (A+)	7	8	3.77	20	20	1	1	0	0	107.1	95	55	45	5	8	43	64	1.29	.238
	NW Arkansas (AA)	1	1	3.47	9	3	0	0	0	1	23.1	22	9	9	1	0	11	21	1.41	.256
2020																				
Did not play (no minor league season)																				
2021	ACL Royals Blue (R)	0	0	1.59	3	3	0	0	0	0	5.2	3	1	1	0	0	5	5	1.41	.167
	NW Arkansas (AA)	0	3	4.63	17	2	0	0	0	0	23.1	21	12	12	1	1	15	22	1.54	.244
MINOR LEAGUE TOTALS (4 SEASONS)		15	20	4.25	85	63	1	1	0	1	330.2	320	173	156	14	25	145	244	1.41	.256

ABOUT THE  
NATURALS

2022 NWA  
NATURALS

2021 SEASON  
IN REVIEW

CLUB  
HISTORY

NATURALS  
RECORDS

LEAGUE  
OPPONENTS

GENERAL  
INFORMATION







# TYLER TOLBERT

[@TylerTolbert12](#) [@tyler\\_tolbert12](#)



**BATS**  
R

**THROWS**  
R

**HEIGHT**  
6'0"

**WEIGHT**  
165 LBS

**OPENING DAY AGE**  
24

**BORN:** Jan. 27, 1998 in Birmingham, Alabama

**RESIDES:** Trussville, Alabama

**ACQUIRED:** 13<sup>th</sup>-Round selection in the 2019 MLB Draft (379<sup>th</sup> Overall)

**COLLEGE:** University of Alabama at Birmingham (Birmingham, Alabama)

**HIGH SCHOOL:** Hewitt-Trussville High School (Trussville, Alabama)

**PRO DEBUT:** June 20, 2019 (Surprise) 1-for-3 @ AZL Indians Red

## 2021 SEASON

- Spent most of the season with Columbia (A), but finished the season with Quad Cities (A+) after a short stint on the 7-Day Injured List (8/29 to 9/7) and a rehab assignment in the Arizona Complex League with AZL Royals Blue (R).
- Across the three levels, slashed .226/.355/.365 (70-for-310) 24 extra-base hits, 36 runs batted in and 55 steals (in 57 tries).
- 55 stolen bases was fourth among all Minor League players and far and away led the Royals' system, 14 more than the next closest (Dairon Blanco, 41) ... tied for first in triples (seven) and ranked eighth in walks (55).
- Recorded 12 multi-steal games, including three on 6/18 vs. Augusta and was only caught stealing twice, going 30 for his first 30, only caught for the first time on 7/10 and again on 7/17, before going 20 for his last 20.
- Struggled the first three months of the year, with his season batting average peaking at .209 on 7/22 before surging in the months of August and September, hitting .312 (29-for-93) over his final 27 games (8/1 to 9/19).
- Made 30 starts at second base (252.2 innings), 22 starts in center field (178.1 innings) and 13 starts at shortstop (131.0 innings),

## CAREER HIGHS

**HITS:** 3, 6x (Last: 9/9/21 vs. ACL Brewers Gold)  
**RUNS:** 3, 5x (Last: 8/20/21 @ Charleston)  
**DOUBLES:** 2, 2x (Last: 7/17/21 @ Myrtle Beach)  
**HOME RUNS:** 1, 6x (Last: 9/15/21 vs. South Bend)  
**RUNS BATTED IN:** 4, 4x (Last: 9/15/21 vs. South Bend)  
**WALKS:** 3 (8/10/21 vs. Fayetteville)  
**STEALS:** 3, 3x (Last: 6/18/21 vs. Augusta)  
**HIT STREAK:** 7 Games (8/12/21 to 8/20/21)



## 2019

- Began his professional career with 41 games at Surprise (R) in the Arizona Rookie League, before finishing the year with Idaho Falls (R), joining the Chukars in time to help make their push to the Pioneer League Championship.
- Between the two levels, slashed .253/.356/.322 (44-for-174) with four doubles, four triples and 24 runs batted in ... had 28 steals (in 29 attempts) in 54 games during his pro debut, seventh most among Royals farmhands.
- Played all over the diamond, making starts at five different positions between the two teams ... started 17 games in right field (152.1 innings), 14 games in center field (128.0 innings), eight games at second base (71.0 innings), five games at shortstop (45.0 innings) and one game in left field (9.0 innings).
- Joined Idaho Falls on 8/26 (the last day of the AZL season) and tore the cover off the ball for the Chukars, going 13-for-34 (.382) in nine games, with a 1.007 OPS ... had hits in eight of nine regular season games, with a trio of multi-hit efforts.
- Drove in four runs with a 3-for-5 day against Missoula on 9/3, tripling once and scoring three times as well in a 19-3 win.
- Started six games in center field in the Pioneer League playoffs, going 8-for-27 (.296) across the two series of games ... went 3-for-5 with two doubles and an RBI in Game 3 of the Championship Series, to clinch the league title with a 10-8 win over Ogden on 9/15.

## COLLEGE (2017-2019)

- Attended the University of Alabama at Birmingham, where he slashed .236/.341/.292 (110-for-466) across 141 games and three seasons for the Blazers (Conference USA) ... recorded 20 extra-base

hits, drove in 44 runs and went 76-for-91 (83.5%) in steal attempts.

- JUNIOR (2019):** Hit a career-best .283 (51-for-180) with a .775 OPS across 46 games, stealing 41 bases in 50 attempts ... collected a career-high five hits with four runs batted in, his final game with UAB on 5/18 at Southern Miss ... hit the first two (and only) home runs of his career, on 2/26 at Jacksonville State and 3/16 at WKU.
- SOPHOMORE (2018):** One of only two players on the team to play in all 54 games (53 starts) ... cracked into UAB's top-10 single records with 24 stolen bases, ranking third in Conference USA in stolen base attempts (29) and first in steals ... made an acrobatic catch on April 17 at Auburn that was the No. 8 play on SportsCenter's Top-10 plays that night.
- FRESHMAN (2017):** Appeared in 40 games (31 starts) and finished second on the Blazers in stolen bases, swiping 11 on 12 attempts ... used primarily at second base and as a pinch-runner ... was teammates with current 2021 Nationals outfielder Brewer Hicklen.

## MISCELLANEOUS

- Rated as being the "Fastest Baserunner" in the Kansas City Royals system in the 2022 Best Tools survey from Baseball America.**
- Full name is **Tyler Mangual Tolbert** ... resides in Trussville, Alabama during the offseason.
- 2016:** Graduated from Hewitt-Trussville High School (Ala.), where he was the Birmingham/Central Alabama Player of the Year while leading his school to the Class 7A state title, batting .447 as a senior with a school-record 71 hits and 41 stolen bases ... also played basketball on the varsity team as a sophomore.
- Cousin is former NFL QB Joshua Dobbs, who's 9,360 yards at Tennessee rank third in school history ... also cousins with fellow UAB baseball player Stephen Dobbs.

YEAR	CLUB	AVG	G	AB	R	H	TB	2B	3B	HR	RBI	BB	IBB	SO	SB	CS	OBP	SLG	OPS
2019	Idaho Falls (R)	.382	9	34	11	13	21	2	3	0	6	1	0	8	2	1	.389	.618	1.007
	Surprise (R)	.221	41	140	26	31	35	2	1	0	18	22	0	41	26	0	.349	.250	.599
2020																			
Did not play (no minor league season)																			
2021	ACL Royals Blue (R)	.455	3	11	5	5	5	0	0	0	0	1	0	4	2	0	.500	.455	.954
	Columbia (A)	.219	80	283	56	62	101	10	7	5	32	51	1	95	49	2	.352	.357	.709
	Quad Cities (A+)	.188	6	16	4	3	7	1	0	1	4	3	0	6	4	0	.316	.438	.753
MINOR LEAGUE TOTALS (2 SEASONS)		.236	139	484	102	114	169	15	11	6	60	78	1	154	83	3	.355	.349	.704



# LUCA TRESH



<b>BATS</b>	<b>THROWS</b>
R	R
<b>HEIGHT</b>	<b>WEIGHT</b>
6'1"	193 LBS
<b>OPENING DAY AGE</b>	
22	

**BORN:** January 11, 2000 in Clearwater Florida

**RESIDES:** Safety Harbor, Florida

**ACQUIRED:** 17<sup>th</sup>-Round selection in the 2021 MLB Draft (499<sup>th</sup> OVERALL)

**COLLEGE:** North Carolina State University (Raleigh, North Carolina)

**HIGH SCHOOL:** Clearwater Central Catholic HS (Clearwater, Florida)

**PRO DEBUT:** August 12, 2021 (ACL Royals Blue) 1-for-3 vs. ACL Brewers Gold

**CATCHER**

## 2021 SEASON

- After being drafted in the 17th round of the 2021 MLB Draft by Kansas City on 7/13, was assigned to the ACL Royals Blue (R) in the Arizona Complex league, where he played six games before being promoted to Columbia (A) on 8/30, where he finished the season.
- Across the two levels, slashed .226/.293/.359 (12-for-53) in 16 games, with four doubles, one home run and eight runs batted in.
- Tore the cover off the ball in his six games with the AZL Royals, hitting .389 (7-for-18) with a 1.143 OPS ... recorded three two-hit games and hit one home run, while driving in three runs.
- Recorded five hits across 10 games with the Fireflies, driving in five runs while walking four times as well.
- Caught 11 games between rookie ball and Low-A, totaling 83.0 behind the dish ... did not catch any of the eight runners who attempted steals on him ... also served as the designated hitter in five games.
- Assigned to the Surprise Saguaros of the Arizona Fall League after the Minor League season concluded ... played in seven games, going 3-for-24 (.125 average) as a catcher and DH, with one double and one run batted in ... two of his hits, his double, lone RB and stolen base all came in the same game, on 10/29 at Mesa, as the Saguaros beat the Solar Sox 10-9.

## CAREER HIGHS

**HITS:** 2, 3x (Last: 8/26/21 vs. ACL White Sox)  
**RUNS:** 1, 2x (Last: 8/26/21 vs. ACL White Sox)  
**DOUBLES:** 1, 4x (Last: 9/17/21 vs. Kannapolis)  
**HOME RUNS:** 1 (8/26/21 vs. ACL White Sox)  
**RUNS BATTED IN:** 2, 2x (Last: 9/4/21 vs. Charleston)  
**WALKS:** 1, 5x (Last: 9/10/21 @ Augusta)  
**STEALS:** N/A



## COLLEGE (2017-2020)

- Attended North Carolina State University, where he slashed .252/.339/.512 (85-for-338) with 24 home runs and 69 runs batted in over three seasons with the Wolfpack (ACC).
- JUNIOR (2021):** One of three players to start all 56 games in 2021 at their respective positions, as he started behind the plate every game for the Pack, serving as a leader in Raleigh after starting catcher Patrick Bailey was drafted in the first round in 2020 ... led the team with 15 home runs and turned in 14 multi-hit games, which was highlighted by a career-best 4-for-5 outing with four runs batted in on 2/23 vs. UNCG ... Named to the Buster Posey Award and Bobby Bragan Collegiate Slugger Award Watch Lists, and was tabbed a Preseason All-American by Collegiate Baseball ... entered the 2021 draft as the #75 prospect in the draft pool, according to *Baseball America*.
- SOPHOMORE (2020):** Played in 11 games (eight starts) in the COVID-shortened season, while coming off an injury ... led the

team with a .405 batting average, including 17 hits, which were the fifth-most among the squad ... racked up seven multi-hit games, four multi-RBI games and three home runs ... only struck out eight times across 45 plate appearances.

- FRESHMAN (2019):** Appeared in 41 games (13 starts) and hit .224 with six home runs and 17 runs batted in.

## MISCELLANEOUS

- Enters 2022 ranked by MLB Pipeline as the No. 28 Royals prospect.
- Ranked the #189 Prospect in the nation, coming out of Clearwater Central Catholic High School in Clearwater, Florida ... hit .380 with 27 hits, nine doubles and three homers as a senior.
- Cousin of former New York Yankee Tom Tresh, who played shortstop and left field for the Yankees from 1961-1969 .. was the 1962 AL Rookie of the Year, an All-Star in 1962 and 1963, won a gold glove in the outfield in 1965 and won the World Series with New York in 1962.

YEAR	CLUB	AVG	G	AB	R	H	TB	2B	3B	HR	RBI	BB	IBB	SO	SB	CS	OBP	SLG	OPS
2021	ACL Royals Blue (R)	.389	6	18	2	7	13	3	0	1	3	1	0	4	0	0	.421	.722	1.143
	Columbia (A)	.143	10	35	0	5	6	1	0	0	5	4	0	11	0	0	.231	.171	.402
MINOR LEAGUE TOTALS (1 SEASON)		.226	16	53	2	12	19	4	0	1	8	5	0	15	0	0	.293	.358	.652

ABOUT THE  
NATURALS

2022 NWA  
NATURALS

2021 SEASON  
IN REVIEW

CLUB  
HISTORY

NATURALS  
RECORDS

LEAGUE  
OPPONENTS

GENERAL  
INFORMATION



79



LEFT-HANDED PITCHER

va-nee-ee-ah-no

ANTHONY  
VENEZIANO

@antveneziano



@anthonyvenez

BATS L  
THROWS LHEIGHT 6'6"  
WEIGHT 200 LBS

OPENING DAY AGE 24

BORN: Sept. 1, 1997 in Hackettstown, New Jersey 🇺🇸

RESIDES: Hackettstown, New Jersey

ACQUIRED: 10<sup>th</sup>-Round selection in the 2019 MLB Draft (289<sup>TH</sup> OVERALL)

COLLEGE: Coastal Carolina University (Conway, South Carolina)

HIGH SCHOOL: Warren Hills Regional High School (Washington, New Jersey)

PRO DEBUT: June 17, 2019 (Idaho Falls) 1.0 IP, 0 R, 1 K vs. Missoula

## 2021 SEASON

- Spent the entire year with Quad Cities (A+), where he was named the River Bandits' Pitcher of the Year ... across 22 starts, went 6-4 with a 3.75 ERA (39 ER in 93.2 IP), while striking out 127 and walking just 37 ... appeared twice in the High-A Central All-Star team, recognized as the league's Pitcher of the Year, as well as the left-handed starting pitcher representative on the All-Star team.
- His 127 strikeouts ranked as the most in the Royals' organization, while 22 games started was tied for second and 93.2 innings ranked seventh ... among Royals minor league pitchers who threw at least 90.0 innings, ranked first with 12.20 K/9 and a 32.3% K% ... his 3.75 ERA was fourth, while a .220 opponents' batting average and 1.21 WHIP both placed third in the system.
- Among all pitchers at High-A in 2021, only one struck out more batters.
- Tied for the High-A Central lead in strikeouts, tied for third in games started ... also ranked first in the league in K/9, K% and placed 13th in innings pitched.
- Went at least 5.0 innings in nine of his 22 starts, including five of his last eight.
- Struck out five or more batters in 16 of 22 starts, including 13 straight between 6/13 and 8/22.
- Allowed two runs or less in 15 of 22 starts, with five scoreless starts (all 5.0 innings or more).
- Started Game 2 of the High-A Central Championship Series on 9/22 against Cedar Rapids for the River Bandits ... threw 3.2 scoreless innings, allowing just two hits and one walk while striking out four in a 6-0 win over theernels.
- Entered 2021 as an unranked prospect, ended the year ranked by *Baseball America* as the No. 30 Royals prospect.

## AWARDS AND ACCOLADES

2021 Pitcher of the Year, Quad Cities River Bandits (A+)

2021 High-A Central Pitcher of the Year

2021 Post-Season All Star, High-A Central (LH Starter)

## CAREER HIGHS

INNINGS: 6.0, 2x (Last: 7/30/21 vs. South Bend)  
 STRIKEOUTS: 10 (7/30/21 vs. South Bend)  
 WALKS: 3, 7x (Last: 7/7/21 @ Wisconsin)  
 HITS: 12 (7/29/19 vs. Missoula)  
 RUNS: 9 (7/29/19 vs. Missoula)  
 HOME RUNS: 4 (7/24/21 vs. Peoria)  
 PITCHES THROWN: 86 (7/30/21 vs. South Bend)  
 SCORELESS STREAK: 14.0 IP (8/17/21 to 9/4/21)



## 2019

- Spent his first season in pro ball with Idaho Falls (R) in the Pioneer League ... pitched in 13 games (11 starts) and went 3-4 with a 5.59 ERA (29 ER in 46.2 IP), while striking out 44 batters.
- Did not allow an earned run in the first four games (11.0 innings) of his career, a four-outing (two start) span between 6/17 and 7/3, striking out nine batters along the way.
- Pitched twice for the Chukars in the Pioneer League playoffs, including 4.0 scoreless, no-hit innings of relief to earn the win in Game 2 of the Pioneer League Championship Series on 9/14 at Ogden.

## COLLEGE (2017-2019)

- Attended Coastal Carolina University, where he pitched in 49 games (35 starts) across three seasons with the Chanticleers (Sun Belt Conference) and went 14-6 with a 5.04 ERA (99 ER in 176.2 IP) with 187 strikeouts.
- Held opponents to a .258 batting average for his career, which ranks 25th all-time in CCU's career record books ... his career average of 9.53 strikeouts per nine innings ranks eighth all-time and his 14 career wins are tied for the 31st most wins in school

history.

- JUNIOR (2019):** Went 5-3 with 85 strikeouts in 78.0 innings (9.8 K/9) over 21 appearances (14 starts) ... ranked seventh in the Sun Belt and first on the team with his 85 strikeouts on the season.
- SOPHOMORE (2018):** Posted a 7-1 record with a 3.81 ERA, pitching 15 games (12 starts) on the season for the Chants ... his seven wins was tied for the team lead, while 12 games started was third ... struck out 61 batters over 59.0 innings on the mound, third on the team in strikeouts ... had a 4.29 ERA in four starts (14.2 IP) with the Cotuit Kettleers of the Cape Cod League, where he was teammates with current Royals farmhand Morgan McCullough.

## MISCELLANEOUS

- Enters 2022 ranked by *Baseball America* as the No. 21 Royals prospect, the No. 18 prospect in the system according to MLB Pipeline.
- Full name is **Anthony James Veneziano** ... resides in Hackettstown, New Jersey during the offseason.
- Graduated from Warren Hills High School (N.J.) in 2016, where he had a 0.74 ERA and 64 strikeouts in 47.1 innings as a senior ... threw 9.0 no-hit innings with 16 strikeouts in a game that year, but got a no-decision in his school's 1-0 loss in 11 innings.

YEAR	CLUB	W	L	ERA	G	GS	CG	SHO	SV	SVO	IP	H	R	ER	HR	HB	BB	SO	WHIP	AVG
2019	Idaho Falls (R) 🟡	3	4	5.59	13	11	0	0	1	1	46.2	65	35	29	6	3	13	44	1.67	.323
2020											Did not play (no minor league season)									
2021	Quad Cities (A+) 🟡	6	4	3.75	22	22	0	0	0	0	93.2	76	46	39	11	10	37	127	1.21	.222
MINOR LEAGUE TOTALS (2 SEASONS)		9	8	4.36	35	33	0	0	1	1	140.1	141	81	68	17	13	50	171	1.36	.260



# NATHAN WEBB

@Nate\_Webby @nate\_webb29



**BATS**  
R

**THROWS**  
R

**HEIGHT**  
6'2"

**WEIGHT**  
215 LBS

**OPENING DAY AGE**  
24

**BORN:** August 20, 1997 in Kansas City, Missouri

**RESIDES:** Lee's Summit, Missouri

**ACQUIRED:** 34<sup>th</sup>-Round selection in the 2016 MLB Draft (1,033<sup>th</sup> OVERALL)

**HIGH SCHOOL:** Lee's Summit North High School (Lee's Summit, Missouri)

**PRO DEBUT:** June 23, 2016 (Surprise) 1.0 IP, 1 R, 2 K @ AZL Reds

**40-MAN ROSTER:** Added by Kansas City on November 19, 2021

## 2021 SEASON

- Began the season with Columbia (A) and made 18 appearances out of the bullpen for the Fireflies before being promoted to Quad Cities (A+) on 7/18, where he pitched in 17 games for the River Bandits over the final two months.
- Between Low-A and High-A, went 4-3 across 35 games with a 3.94 ERA (26 ER in 59.1 IP) and 89 strikeouts ... his five saves were tied for sixth in the system.
- Struck out 37.7 percent of the hitters he faced (89 K, 236 BF) 13.5 per nine innings between the two levels with a walk rate of 3.2 per nine innings ... his K/9 rank ranked third among Royals minor leaguers who pitched at least 50.0 innings, while his K/9 was fourth and 4.24 K/BB ranked fifth.
- Did not allow a run for a career-best 14.1 innings that spanned 11 outings from 5/8 to 6/23 and brought his season ERA down to 0.60.
- 23 of his 35 outings were scoreless, with 17 hitless games and 11 perfect appearances, retiring every batter he faced.
- Held the opponent scoreless or just to one run over his last nine regular season outings with Quad Cities from 8/25 to 9/18, with a 1.60 ERA.
- Pitched twice for Quad Cities in the High-A Central playoffs, throwing 5.0 scoreless innings with two hits and 10 strikeouts ... was on the mound for the final out as the River Bandits won the High-A Central Championship over Cedar Rapids on 9/26, throwing the final 2.2 innings.
- Added to Kansas City's 40-man roster along with five other players, on November 19, 2021.

## CAREER HIGHS

**INNINGS:** 7.0, 2x (Last: 8/2/19 vs. Billings)  
**STRIKEOUTS:** 10, 3x (Last: 8/2/19 vs. Billings)  
**WALKS:** 5 (6/24/18 @ Orem)  
**HITS:** 10 (8/20/17 @ Bluefield)  
**RUNS:** 11 (8/20/17 @ Bluefield)  
**HOME RUNS:** 2, 6x (Last: 6/27/21 vs. Myrtle Beach)  
**PITCHES THROWN:** 103 (7/8/17 @ Danville)  
**SCORELESS STREAK:** 14.1 IP (5/8/21 to 6/23/21)



## 2019

- Returned to the Pioneer League and pitched in 13 games (12 starts) for the league-champion Chukars, going 4-3 with a much-improved 4.55 ERA (34 ER in 63.1 IP) while striking out 77.
- Among Royals minor league pitchers who threw at least 60.0 innings, his 10.94 K/9 ranked third and K/BB% of 17.3% was sixth.
- Struck out 10 batters in three appearances, a relief outing in his first appearance of the year on 6/14, then again on 7/14 and 8/2.
- Named Pioneer League Pitcher of the Week on 8/4 after recording 10 strikeouts over 7.0 shutout innings in a complete game win in the second half of a doubleheader on 8/2 vs. Billings ... only was one of four Royals farmhands to record a shutout in 2019.
- Pitched twice for the Chukars in the Pioneer League playoffs, going 0-1 across two outings (1 start) with a 6.00 ERA (4 ER in 6.0 IP) and nine strikeouts.

## 2018

- Pitched his first of two straight seasons in the hitter-friendly Pioneer League with Idaho Falls (R), going 1-2 across 11 outings (1 start) with a 10.42 ERA (44 ER in 38.0 IP) and 36 strikeouts.
- Allowed at least one walk, one hit and one run in every game he pitched, but also struck out at least two every game.
- Seven of his 10 relief appearances were at least 3.0 innings or more.

## 2017

- Pitched the entire season with Burlington (R) in the Appalachian

League, going 3-5 across 12 starts with a 5.28 ERA (34 ER in 58.0 IP) while striking out 44.

- Surrendered just one run in a three-start, 19.0-inning stretch between 7/21 and 8/1, where he allowed 12 hits and walked just two while striking out 15 ... recorded his first career complete game (7.0 IP) in a 5-1 win at Kingsport in his start on 7/27.

## 2016

- Began his professional career in the Arizona Rookie League with Surprise (R), going 1-1 with a 5.06 ERA (9 ER in 16.0 IP) across 12 relief appearances, striking out 16 batters.
- Did not allow a run in seven of his 12 outings, with four hitless appearances as well.

## MISCELLANEOUS

- Enters 2022 ranked by *Baseball America* as the No. 26 Royals prospect.
- Graduated in 2016 from Lee's Summit North High School (Missouri).
- Was one of four players on his Lee's Summit North High School team who worked on the Kauffman Stadium grounds crew ... one of his friends was the son of longtime head Kauffman groundskeeper Trevor Vance ... began working on the Royals grounds crew at 15 years old and earned a World Series ring in 2015 ... used his groundskeeping skills to build a mound in his backyard in 2020.
- Grandfather Ross Conrad was a longtime security guard at Kauffman.
- Bypassed the University of Central Missouri to sign with Kansas City.
- Wore No. 29 as a kid in honor of favorite Royals player Mike Sweeney ... was nicknamed "Dirty Red."

YEAR	CLUB	W	L	ERA	G	GS	CG	SHO	SV	SVO	IP	H	R	ER	HR	HB	BB	SO	WHIP	AVG
2016	Surprise (R)	1	1	5.06	12	0	0	0	0	0	16.0	14	9	9	0	2	12	16	1.63	.233
2017	Burlington (R)	3	5	5.28	12	1	0	0	0	0	58.0	61	42	34	5	5	22	44	1.43	.269
2018	Idaho Falls (R)	1	2	10.42	11	1	0	0	0	1	38.0	54	44	44	10	0	29	36	2.18	.333
2019	Idaho Falls (R)	4	3	4.55	13	12	1	1	0	0	63.1	72	43	32	6	11	27	77	1.56	.288
2020	Did not play (no minor league season)																			
2021	Columbia (A)	0	2	3.38	18	0	0	0	4	6	26.2	14	10	10	3	0	12	43	0.98	.154
	Quad Cities (A+)	4	1	4.41	17	0	0	0	1	3	32.2	26	17	16	2	0	9	46	1.07	.215
MINOR LEAGUE TOTALS (5 SEASONS)		13	14	5.56	83	25	2	1	5	10	234.2	241	165	145	26	18	111	262	1.50	.265

ABOUT THE  
NATURALS

2022 NWA  
NATURALS

2021 SEASON  
IN REVIEW

CLUB  
HISTORY

NATURALS  
RECORDS

LEAGUE  
OPPONENTS

GENERAL  
INFORMATION





RIGHT-HANDED PITCHER



will-eh-men

ZACH  
WILLEMEN

@zwilleman23



@z\_Willy23

BATS R  
THROWS RHEIGHT 6'3"  
WEIGHT 215 LBS

OPENING DAY AGE 26

BORN: March 27, 1996 in Napoleon, Ohio

RESIDES: Napoleon, Ohio

ACQUIRED: Trade with Los Angeles (NL) as the Player to be Named Later (on 10/20/21) for Danny Duffy (original trade on 7/30/21).

DRAFTED: Los Angeles' (NL) 19<sup>th</sup>-Round pick in the 2016 MLB Draft (580<sup>th</sup> OVERALL)

COLLEGE: Kent State University (Kent, Ohio)

HIGH SCHOOL: Napoleon High School (Napoleon, Ohio)

PRO DEBUT: July 26, 2018 (AZL Dodgers) 1.0 IP, 0 R, 3 K vs. AZL Indians 2

## 2021 SEASON

- Traded to Kansas City from Los Angeles (NL) on 10/20 as the Player to be Named Later in the deal that originally sent LHP Danny Duffy from the Royals to the Dodgers on 7/30.
- Spent the entire season with Tulsa (AA), going 3-2 with three saves across 33 relief appearances with a 3.78 ERA (20 ER in 47.2 IP) while striking out 59 ... his 33 appearances ranked tied for 15th in the Double-A Central.
- Missed just under three weeks, out of action from 6/5 to 6/22 ... was struck in the head by a line drive against NW Arkansas on 6/3 at Arvest Ballpark and was placed in concussion protocol and the seven-day injured list.
- His 28.2% strikeout percentage and 11.14 K/9 both ranked 14th in the Dodgers organization among pitchers who threw at least 45.0 innings. 18 of his 33 outings were scoreless appearances, while seven he kept his opponent hitless, including four perfect outings.
- Thrived in the Drillers bullpen in the summer months, going 3-1 between July and August with a 2.16 ERA (6 ER in 25.0 IP) and 31 strikeouts.
- In seven outings against the Naturals, went 0-1 with a 4.09 ERA (5 ER in 11.0 IP), walking just two while striking out 12 ... four of his appearances came at Arvest Ballpark.

## CAREER HIGHS

**INNINGS:** 6.0 (8/31/19 @ Lake County)  
**STRIKEOUTS:** 7, 2x (Last: 7/3/19 vs. Lansing)  
**WALKS:** 5 (7/14/19 @ Peoria)  
**HITS:** 11 (5/19/19 @ West Michigan)  
**RUNS:** 8 (5/19/19 @ West Michigan)  
**HOME RUNS:** 1, 12x (Last: 8/26/21 @ Wichita)  
**PITCHES THROWN:** 89 (8/15/19 @ West Michigan)  
**SCORELESS STREAK:** 8.0 IP (8/8/21 to 8/26/21)



## 2019

- Joined Great Lakes (A) a month into the season and went on to pitch in 21 games for the Loons (6 starts) and went 4-7 with two saves and a 5.38 ERA (48 ER in 80.1 IP) and 55 strikeouts.
- First five appearances of the season were all starts in May, including his first outing of the season on 5/5 vs. Wisconsin, pitching 4.0 scoreless innings with a pair of strikeouts.
- Also started in his final outing of the year, a career-high 6.0 scoreless innings at Lake County on 8/31, allowing just one hit while striking out one ... the two aforementioned starts represented two of his four scoreless outings in the season.
- Struck out a career-high seven batters twice, on 6/10 vs. South Bend and 7/3 vs. Lansing.

## 2018

- After undergoing Tommy John Surgery a week before the draft in 2017 and rehabbed for 14 months, making his pro debut in late July ... split his first professional season between the AZL Dodgers (R) and Great Lakes (A), going 3-0 across eight combined games pitched (one start) with a 1.42 ERA (3 ER in 19.0 IP).
- Did not allow an earned run across the first 7.2 innings of his pro career, from 7/26 to 8/5 with the AZL Dodgers, striking out 10 in the process.
- Was promoted to Great Lakes on 8/21 and remained with the Loons through the end of the regular season, making three appearances including his first pro start on 9/3 against the South Bend Cubs, the final day of the regular season ... pitched 3.0 scoreless innings, allowed one hit and did not walk a batter while striking out three.

## COLLEGE (2015-2017)

- Attended Kent State University, where he pitched in 55 games (13 starts) for the Golden Flashes (Mid-American Conference), going 9-9 with a 3.86 ERA (55 ER in 128.1) and 129 strikeouts ... spent his first two seasons as Kent State's closer before moving to the rotation for his junior year in 2017.
- Named Second Team All-MAC his sophomore year in 2016, also a MAC Distinguished Scholar Athlete in 2016 and 2017.
- JUNIOR (2017):** Went 6-5 in 14 games (13 starts), with a 4.91 ERA and struck out 57 batters in 66.0 innings ... underwent Tommy John Surgery a week before the draft at the end of the season.
- SOPHOMORE (2016):** Led the team with 14 saves and 23 appearances, finishing 1-3 with a 2.70 ERA ... struck out 38 in 36.2 innings.
- FRESHMAN (2015):** Led the team with 7 saves and went 2-1 with a 2.81 ERA and 34 strikeouts in 25.2 innings.

## MISCELLANEOUS

- Lettered three years at Napoleon High School (Ohio), breaking the single-season ERA (0.653) and strikeout (121) records as a senior, as well as the single-game strikeout record with 15.
- Also lettered three years in basketball and one year in cross country at Napoleon HS ... Named Honorable Mention All-State, First Team All-District, First Team All-League and the league's Player of the Year as a senior.
- Enjoys golfing and playing cards, lists his dad as the person he most admires and has a pregame superstition of putting his right shoe on first

YEAR	CLUB	W	L	ERA	G	GS	CG	SHO	SV	SVO	IP	H	R	ER	HR	HB	BB	SO	WHIP	AVG
2018	AZL Dodgers (R)	1	0	0.84	5	0	0	0	0	0	10.2	2	1	1	0	0	7	14	0.84	.065
	Great Lakes (A)	2	0	2.16	3	1	0	0	0	0	8.1	10	3	2	0	0	1	10	1.32	.333
2019	Great Lakes (A)	4	7	5.38	21	6	0	0	2	2	80.1	87	56	48	8	7	48	55	1.68	.275
2020	Did not play (no minor league season)																			
2021	Tulsa (AA)	3	2	3.78	33	0	0	0	3	3	47.2	42	25	20	4	2	23	59	1.36	.232
MINOR LEAGUE TOTALS (3 SEASONS)		10	9	4.35	62	7	0	0	5	5	147.0	141	85	71	12	9	79	138	1.50	.253





# PEYTON WILSON

[@ptwilson3](#) [@ptwilson14](#)



**BATS**  
R

**THROWS**  
R

**HEIGHT**  
5'10"

**WEIGHT**  
175 LBS

**OPENING DAY AGE**  
22

**BORN:** November 1, 1999 in Hoover, Alabama

**RESIDES:** Hoover, Alabama

**ACQUIRED:** 2<sup>nd</sup>-Round selection in the 2021 MLB Draft (66<sup>th</sup> Overall)

**COLLEGE:** University of Alabama (Tuscaloosa, Alabama)

**HIGH SCHOOL:** Hoover High School (Hoover, Alabama)

**PRO DEBUT:** August 5, 2021 (ACL Royals Gold) 0-for-2 @ ACL Brewers Gold

**INFIELDER**

## 2021 SEASON

- After being drafted by the Royals in the second round of the 2021 MLB Draft on 7/12, was assigned to the Arizona Complex League on 8/5 and played 12 games in August between the ACL Royals Blue and Gold (R) before being promoted to Columbia (A) on 8/30 and he finished the season with 11 games for the Fireflies.
- Combined between the two levels and three teams, he slashed .216/.341/.392 (16-for-74) across 23 games, with nine extra-base hits (one home run) and seven steals in nine attempts, while drawing 10 walks as well.
- Exclusively played second base, making 21 total starts there (160.2 innings), while also serving as the designated hitter twice.
- Recorded hits in 12 of 23 games, including four two-hit performances.
- Drove in a season-high three runs on 8/24, with a first-inning sacrifice fly and two-run double with the bases loaded in the seventh inning of a 7-4 win over the ACL Giants Orange.
- Was successful in each of his last five stolen base attempts, all with Columbia ... stole two bases on 9/12 at Augusta (ATL).

## CAREER HIGHS

**HITS:** 2, 4x (Last: 9/3/21 vs. Charleston)  
**RUNS:** 2, 2x (Last: 9/12/21 @ Augusta)  
**DOUBLES:** 1, 6x (Last: 9/10/21 @ Augusta)  
**HOME RUNS:** 1 (8/23/21 vs. ACL White Sox)  
**RUNS BATTED IN:** 3 (8/24/21 @ ACL Giants Orange)  
**WALKS:** 2 (8/20/21 @ ACL Rangers)  
**STEALS:** 2 (9/12/21 @ Augusta)  
**HIT STREAK:** 6 Games (8/23/21 to 9/4/21)



## COLLEGE (2020-2021)

- Attended the University of Alabama, where he slashed .295/.360/.457 (82-for-278) across 70 games for the Crimson Tide (SEC), with 26 extra-base hits (nine home runs) and 39 runs batted in, as well as 11 stolen bases (in 15 attempts) ... only played two seasons in Tuscaloosa, as he was 21 years old in 2021 and therefore, a draft-eligible Sophomore.
- SOPHOMORE (2021):** Started in all 58 games, 55 if them coming at second base and three in the outfield ... picked up first team All-Southeast Region honors from the ABCA/Rawlings, earned Second Team All-SEC honors at second base and was selected to the Newcomer All-SEC Team ... hit .290 (72-248) for the Crimson Tide with 13 doubles, a triple and nine home runs while posting 31 runs batted in ... recorded a team-high 46 runs and 10 stolen bases while also leading UA in hits and doubles ... led off the game with a home run five times, part of his nine total roundtrippers ... recorded a team-best 13-game hitting streak from 3/23 to 4/15, batting .410 (25-61) with four doubles, a triple, three homers, 10 runs batted in, 12 runs, three walks, a hit-by-pitch and five stolen bases during that time
- FRESHMAN (2020):** Played in 12 games (seven starts in his first season at the Capstone, splitting time between catcher and center field ... hit .333 (10-30) with three doubles, eight runs batted in

and 12 runs scored ... combined his performances against the Blue Raiders and Crimson to earn SEC Freshman of the Week recognition on 3/2.

## MISCELLANEOUS

- Enters 2022 ranked by Baseball America as the No. 34 Royals prospect, the No. 15 prospect in the system according to MLB Pipeline.
- Full name is **Peyton Thomas Wilson** ... resides in Hoover, Alabama during the offseason.
- 2019:** Graduated from Hoover High School in a suburb of Birmingham, where he was tabbed as the No. 3 catcher in the state and the 17th overall prospect in Alabama by Perfect Game USA ... a two-sport athlete, also competed for the football team at HHS through his junior season.
- Has two brothers, John Parker and Ross, and one sister, Marlo ... John Parker played quarterback at Alabama and spent time in the NFL, now serving as the color analyst for the Alabama Crimson Tide Football team ... Ross, played baseball for Alabama as well, was drafted by the Chicago White Sox in the 10th round of the 2010 MLB Draft and then spent five seasons in the minor leagues, between the White Sox, Miami Marlins and Atlanta Braves organizations.
- Mother, Susan, was a cheerleader at Alabama, while brother-in-law Will Lowery, played football for the Crimson Tide.

YEAR	CLUB	AVG	G	AB	R	H	TB	2B	3B	HR	RBI	BB	IBB	SO	SB	CS	OBP	SLG	OPS
2021	ACL Royals Blue (R)	.000	1	3	0	0	0	0	0	0	0	1	0	1	0	0	.250	.000	.250
	ACL Royals Gold (R)	.219	11	32	7	7	15	3	1	1	7	5	0	10	2	2	.366	.469	.835
	Columbia (A)	.231	11	39	6	9	14	3	1	0	1	4	0	10	5	0	.326	.359	.685
MINOR LEAGUE TOTALS (1 SEASON)		.216	23	74	13	16	29	6	2	1	8	10	0	21	7	2	.341	.392	.733

ABOUT THE  
NATURALS

2022 NWA  
NATURALS

2021 SEASON  
IN REVIEW

CLUB  
HISTORY

NATURALS  
RECORDS

LEAGUE  
OPPONENTS

GENERAL  
INFORMATION



83



RIGHT-HANDED PITCHER

STEPHEN  
WOODS JR.

@stephenwoods22



BATS R THROWS R

HEIGHT 6'1" WEIGHT 200 LBS

OPENING DAY AGE 26

BORN: June 10, 1995 in New Hyde Park, New York

RESIDES: Huntington Station, New York

ACQUIRED: July 21, 2020 – traded from Tampa Bay for Michael Gigliotti

DRAFTED: San Francisco's 8<sup>th</sup> Round pick in the 2016 MLB Draft (245<sup>th</sup> OVERALL)DRAFTED: Tampa Bay's 6<sup>th</sup>-Round pick in the 2013 MLB Draft (188<sup>th</sup> OVERALL)

COLLEGE: State University of New York at Albany (Albany, NY)

HIGH SCHOOL: Half Hollow Hills East High School (Dix Hills, NY)

PRO DEBUT: June 22, 2016 (AZL Giants) 1.0 IP, 1 R, 1 K vs. AZL A's

## 2021 SEASON

- Spent the entire season with Northwest Arkansas (AA), beginning the season as a starting pitcher and finishing the year as a reliever, with just under a month of the season spent on the Injured List (Aug. 10 to Sept. 8).
- In 22 games (7 starts, 15 relief appearances), went 5-7 with a 7.42 ERA (39 ER in 47.1 IP), while walking 45 and striking out 48.
- After seven of first eight appearances of the year were starts, pitched exclusively out of the bullpen from June 23 through the end of the season.
- Struggled as a starter, with a 1-6 record and 10.72 ERA (27 ER in 22.2 IP) with 22 walks and 17 strikeouts ... once moving to the bullpen, went 4-1 with 4.38 ERA (12 ER in 24.2 IP) across 15 games, with 31 walks and 23 strikeouts with 7 scoreless outings.
- Pitched in the first game of the Double-A Central Championship Series against Wichita, throwing 1.1 innings as the first reliever being starting pitcher Austin Cox ... allowed one run on two hits with a walk and a strikeout.
- Pitched 10 games (1 start) for the Surprise Saguaros in the Arizona Fall League ... in 17.1 innings, recorded a 4.67 ERA (9 ER in 17.1 IP) while striking out 17 ... started the Fall League strong, with just one earned run allowed across his first 7.0 innings and five outings, while striking out eight.

## AWARDS AND ACCOLADES

2017 MiLB.com Organization All-Star (San Francisco)

## CAREER HIGHS

INNINGS: 7.0, 2x (Last: 6/18/17 vs. Asheville)  
 STRIKEOUTS: 10 (5/21/17 @ Charleston)  
 WALKS: 5, 6x (Last: 6/30/21 @ Springfield)  
 HITS: 10 (6/18/21 @ San Antonio)  
 RUNS: 7 (6/18/21 @ San Antonio)  
 HOME RUNS: 2, 2x (Last: 6/8/21 @ Frisco)  
 PITCHES THROWN: 96 (6/12/17 vs. Greenville)  
 SCORELESS STREAK: 10.0 IP, 2x (Last: 6/7/19 to 6/21/19)



## 2020

- Appeared in three Cactus League games (one start), pitching to a 4.91 ERA (2 ER in 3.2 IP) with five walks and two strikeouts.
- Was outrighted off of the 40-man roster in July, and Kansas City agreed to send Tampa Bay a PTBNL and cash to retain his rights ... on July 21, he was officially returned, then traded for outfielder Michael Gigliotti.

Organization All-Star with San Francisco.

- Traded to Tampa Bay December 20 with SS Christian Arroyo, LF Denard Span and LHP Matt Krook in exchange for 3B Evan Longoria.

## 2016

- Split the year between the Arizona Giants (Rookie) and Salem-Keizer (SS), combining to go 1-2 with a 3.34 ERA (13 ER in 35.0 IP) with 37 strikeouts (9.51 K/9), compared to just 22 walks (1.68 BB/K).

## COLLEGE (2014-2016)

- Attended State University of New York at Albany, where he struck out 88 batters in 64.2 innings (12.2 K/9) as a junior ... has a chance to be the first UAlbany product to reach the majors.

## MISCELLANEOUS

- Full name is **Stephen Hugo Woods Jr.** ... currently resides in Huntington Station, New York during the offseason.
- 2013:** Graduated from Half Hollow Hills East High School (N.Y.) ... Selected by Tampa Bay in the 6th round (188th overall) in MLB's First-Year Player Draft but did not sign, opted to attend UAlbany ... Royals had scouted Woods since he was in high school, had intent to draft him, but Tampa Bay instead selected him in the 2013 draft.
- Didn't focus on pitching until the summer of his junior year in HS, gave up playing 3rd base to focus on pitching.

## 2018

- Missed entire season due to a shoulder injury, had surgery to repair shoulder cartilage.
- Entered the season ranked by Baseball America as the No. 25 prospect in the Giants' system.

## 2017

- Recorded a career-best 23 starts and 110.0 innings in his first full professional season ... pitched to a 2.95 ERA (34 ER in 110.0 IP) with a 6-7 record and 113 strikeouts and named an MiLB.com

YEAR	CLUB	W	L	ERA	G	GS	CG	SHO	SV	SVO	IP	H	R	ER	HR	HB	BB	SO	WHIP	AVG
2016	AZL Giants (R)	0	2	2.67	10	8	0	0	0	0	27.0	25	19	8	0	3	17	25	1.56	.236
	Salem-Keizer (A-)	1	0	5.63	2	2	0	0	0	0	8.0	7	6	5	1	0	5	12	1.50	.233
2017	Augusta (A)	6	7	2.95	23	23	0	0	0	0	110.0	93	46	36	3	5	64	113	1.43	.226
2018	Did not play (injured)																			
2019	Charlotte (A+)	9	3	1.88	18	12	0	0	0	0	86.1	71	25	18	2	7	33	79	1.20	.225
2020	Did not play (no minor league season)																			
2021	NW Arkansas (AA)	5	7	7.42	22	7	0	0	1	2	47.1	59	44	39	5	1	45	48	2.20	.307
MINOR LEAGUE TOTALS (4 SEASONS)		21	19	3.42	75	52	0	0	1	2	278.2	255	140	106	11	16	164	277	1.50	.242



LEFT-HANDED PITCHER

AHN-hel SAIR-pah

# ANGEL ZERPA

@angel.zerpa29

BATS L THROWS L

HEIGHT 6'0" WEIGHT 220 LBS

OPENING DAY AGE 22

BORN: September 27, 1999 in Valle De La Pascua, Venezuela

RESIDES: Anaco, Venezuela

ACQUIRED: July 26, 2016 – Signed as an International Free Agent

PRO DEBUT: June 7, 2017 (DSL Royals) 4.1 IP, 2 R, 1 K vs. DSL Marlins

40-MAN ROSTER: Added by Kansas City on November 20, 2020

MLB DEBUT: September 30, 2021 vs. Cleveland: 5.0 IP, 5 H, 2 R, 4 K

MLB SERVICE TIME: 4 Days



ABOUT THE  
NATURALS

2022 NWA  
NATURALS

2021 SEASON  
IN REVIEW

CLUB  
HISTORY

NATURALS  
RECORDS

LEAGUE  
OPPONENTS

GENERAL  
INFORMATION

## 2021 SEASON

- Began the season in Quad Cities (A+) and after stops with Northwest Arkansas (AA) and Omaha (AAA), made his Major League debut on Sept. 30 vs. Cleveland.
- Started Opening Day for the High-A River Bandits and made eight starts, going 4-0 with a 2.59 ERA (12 ER in 41.2 IP) with 53 strikeouts and just eight walks.
- Assigned to the Naturals from Quad Cities on 6/21 and made 13 starts for Northwest Arkansas, but went 0-3 with a 5.96 ERA (30 ER in 45.1 IP).
- Assigned to Triple-A Omaha on 9/26 and made one start before getting called up to Kansas City.
- 108 strikeouts between the three MiLB levels ranked 8th among Royals minor pitchers, as did 88.1 innings pitched ... 3.86 K/BB and 11.00 K/9 rank as the 5th and 7th-best in the Royals organization among pitchers with at least 70.0 IP.
- Retired all 6 batters he faced on Aug. 27, striking out 5 of 6, including striking out the side in the 2nd inning.
- Was out of action for 27 days ... left his last start on July 27 in the top of the 3rd inning, then was on the Injured List from Aug. 10 to Aug. 17 and did not pitch in series against Arkansas (Aug. 3 to 8) or Frisco (Aug. 11 to 15).
- Called up for an MLB spot start on 9/30 at Kauffman Stadium ... pitched 5.0 innings against Cleveland, allowed two runs with four strikeouts.

## 2020

- Participated in the Royals fall camp in Surprise, Arizona.
- Added to the Royals' 40-man roster on November 20.

## 2019

- Began the year with the Idaho Falls Chukars (R), but was assigned to the Burlington Royals (R) on June 18 and spent the rest of the season with the B-Royals the Appalachian League... Tied for second in the Appalachian League in wins with 6.
- Named Appalachian League Pitcher of the Week on August 11, two days after holding Danville to one hit over 5.0 scoreless innings, with nine strikeouts.
- In four starts (five appearances) at home with Burlington, went 5-0 with a 1.09 ERA (3 ER in 24.2 IP).
- Did not allow a run over his final four regular season starts with Burlington, pitching 15.0 innings and striking out 22, while allowing just six hits and two walks.
- Scoreless streak extended into the postseason, totaling at 22.0 scoreless frames... Made two starts for Burlington in the postseason, first earning the win in Game 1 of the semifinals vs. the Pulaski Yankees, throwing 5.0 scoreless innings, allowing two hits and one walk, while striking out seven in a 6-0 victory.

## 2018

- Spent the entire season with the Surprise Royals (R)... Had six losses, which ranked second-most in the Arizona League.
- Allowed five earned runs (4.2 IP) in his July 3 start vs. ERA (10 ER in 40.0 IP) in his other nine appearances, allowing one earned run on Aug. 3 vs. the Rangers ... held opponents to a 2.25 ERA (10 ER in 40.0 IP) in his other nine appearances, allowing one earned run or fewer in his other five starts, or fewer in his other five starts.

## 2017

- Named a Dominican Summer League All-Star by *Baseball America*.
- Five of his 12 starts in his professional debut were scoreless, including a 4-2 win on July 20 at DSL Astros Blue, in which he allowed just five hits and no walks, with a career-high 10 strikeouts.

## MISCELLANEOUS

- Enters 2022 ranked by *Baseball America* as the No. 20 Royals prospect, the No. 14 prospect in the system according to MLB Pipeline... listed as having the "Best Control" among Royals' pitching prospects in the 2022 Best Tools survey from BA.
- Full name is **Angel David Zerpa** ... resides in Anaco, Venezuela during the offseason.

YEAR	CLUB	W	L	ERA	G	GS	CG	SHO	SV	SVO	IP	H	R	ER	HR	HB	BB	SO	WHIP	AVG
2017	DSL Royals (R)	3	4	1.84	14	12	0	0	0	0	63.2	47	15	13	0	6	11	39	0.91	.208
2018	Surprise (R)	3	6	3.88	11	7	0	0	0	1	48.2	52	30	21	5	1	12	34	1.32	.277
2019	Burlington (R)	6	3	3.33	12	11	0	0	0	0	51.1	41	19	19	6	2	13	51	1.05	.218
	Idaho Falls (R) ○	0	0	4.15	1	1	0	0	0	0	4.1	5	2	2	0	0	1	4	1.38	.278
2020	Did not play (no minor league season)																			
2021	Quad Cities (A+) ○	4	0	2.59	8	8	0	0	0	0	41.2	32	12	12	2	2	8	53	0.96	.205
	NW Arkansas (AA) ○	0	3	5.96	13	13	0	0	0	0	45.1	51	30	30	7	1	19	54	1.54	.287
	Omaha (AAA)	1	0	20.25	1	1	0	0	0	0	1.1	2	3	3	1	0	1	1	2.25	.333
	KANSAS CITY	0	1	0.00	1	1	0	0	0	0	5.0	3	2	0	0	0	1	4	0.80	.176
MAJOR LEAGUE TOTALS		0	1	0.00	1	1	0	0	0	0	5.0	3	2	0	0	0	1	4	0.80	.176
MINOR LEAGUE TOTALS (4 SEASONS)		16	17	3.51	60	53	0	0	0	1	256.1	230	111	100	21	12	65	236	1.15	.240

# KANSAS CITY ROYALS 40-MAN ROSTER

No.	PITCHERS (23)	B-T	Ht.	Wt.	BORN	BIRTHPLACE	2021 CLUB
57	Ronald Bolaños	R/R	6' 2"	230	8/23/96	Santa Cruz del Norte, Cuba	NWA/OMA/KANSAS CITY
87	Jonathan Bowlan	R/R	6' 6"	240	12/1/96	Arlington, Tenn.	NW Arkansas (AA)
59	Jake Brentz	L/L	6' 1"	205	9/14/94	Ballwin, Mo.	KANSAS CITY
50	Kris Bubic	L/L	6' 3"	225	8/19/97	Cupertino, Calif.	KANSAS CITY
45	Taylor Clarke	R/R	6' 4"	217	5/13/93	Ashburn, Va.	ACL D-Backs/Reno/ARIZONA
65	Dylan Coleman	R/R	6' 5"	230	9/16/96	Potosi, Mo.	NWA/OMA/KANSAS CITY
49	Jonathan Heasley	R/R	6' 3"	225	1/27/97	Plano, Texas	NW Arkansas (AA)/KANSAS CITY
43	Carlos Hernández	R/R	6' 4"	245	3/11/97	Guayana, Venezuela	Omaha (AAA)/KANSAS CITY
56	Brad Keller	R/R	6' 5"	255	7/27/95	Snellville, Ga.	KANSAS CITY
37	Jackson Kowar	R/R	6' 5"	200	10/4/96	Weddington, N.C.	Omaha (AAA)/KANSAS CITY
52	Daniel Lynch	L/L	6' 6"	200	11/17/96	Richmond, Va.	Omaha (AAA)/KANSAS CITY
23	Mike Minor	R/L	6' 4"	210	12/26/87	Chapel Hill, Tenn.	KANSAS CITY
38	Joel Payamps	R/R	6' 2"	225	4/7/94	Santiago, DR	BLF/OMA(AAA)/TORONTO/KANSAS CITY
51	Brady Singer	R/R	6' 5"	215	8/4/96	Leesburg, Fla.	Omaha (AAA)/KANSAS CITY
40	Collin Snider	R/R	6' 4"	195	10/10/95	Nashville, Tenn.	NW Arkansas (AA)/Omaha (AAA)
67	Gabe Speier	L/L	5' 11"	200	4/12/95	Santa Barbara, Calif.	Omaha (AAA)/KANSAS CITY
63	Josh Staumont	R/R	6' 3"	200	12/21/93	La Habra, Calif.	KANSAS CITY
31	Domingo Tapia	R/R	6' 3"	263	8/4/91	Santo Domingo, DR	TAC/OMA(AAA)/SEATTLE/KANSAS CITY
46	Daniel Tillo	L/L	6' 5"	215	6/13/96	Sioux City, Iowa	ACL Royals (R)/NW Arkansas (AA)
64	Nathan Webb	R/R	6' 2"	215	8/20/97	Lee's Summit, Mo.	Columbia (A)/Quad Cities (A+)
61	Angel Zerpa	L/L	6' 0"	220	9/27/99	Valle de la Pascua, Venezuela	QC/NWA/OMA/KANSAS CITY
53	Tyler Zuber	R/R	5' 11"	195	6/16/95	White Hall, Ark.	Omaha (AAA)/KANSAS CITY

No.	CATCHERS (4)	B-T	Ht.	Wt.	BORN	BIRTHPLACE	2021 CLUB
36	Cam Gallagher	R/R	6' 3"	230	12/6/92	Lancaster, Pa.	Omaha (AAA)/KANSAS CITY
1	MJ Melendez	L/R	6' 1"	190	11/29/98	Daytona Beach, Fla.	NW Arkansas (AA)/Omaha (AAA)
13	Salvador Perez	R/R	6' 3"	255	5/10/90	Valencia, Venezuela	KANSAS CITY
48	Sebastian Rivero	R/R	6' 1"	210	11/16/98	Maracay, Venezuela	Omaha (AAA)/KANSAS CITY

No.	INFELDERS (9)	B-T	Ht.	Wt.	BORN	BIRTHPLACE	2021 CLUB
17	Hunter Dozier	R/R	6' 4"	220	8/22/91	Wichita Falls, Texas	Omaha (AAA)/KANSAS CITY
11	Maikel Garcia	R/R	6' 0"	145	3/3/00	La Sabana, Venezuela	Columbia (A)/Quad Cities (A+)
8	Nicky Lopez	L/R	5' 11"	180	3/13/95	Naperville, Ill.	KANSAS CITY
15	Whit Merrifield	R/R	6' 1"	195	1/24/89	Florence, S.C.	KANSAS CITY
27	Adalberto Mondesi	S/R	6' 1"	200	7/27/95	Los Angeles, Calif.	NWA/OMA/KANSAS CITY
66	Ryan O'Hearn	L/L	6' 3"	220	7/26/93	Dunedin, Fla.	Omaha (AAA)/KANSAS CITY
32	Nick Pratto	L/L	6' 1"	215	10/6/98	Huntington Beach, Calif.	NW Arkansas (AA)/Omaha (AAA)
26	Emmanuel Rivera	R/R	6' 2"	225	6/29/96	Mayaguez, Puerto Rico	NWA/OMA/KANSAS CITY
41	Carlos Santana	S/R	5' 11"	215	4/8/86	Santo Domingo, DR	KANSAS CITY

No.	OUTFIELDERS (4)	B-T	Ht.	Wt.	BORN	BIRTHPLACE	2021 CLUB
16	Andrew Benintendi	L/L	5' 9"	180	7/6/94	Cincinnati, Ohio	KANSAS CITY
28	Kyle Isbel	L/R	5' 11"	190	3/3/97	Fontana, Calif.	Omaha (AAA)/KANSAS CITY
14	Edward Olivares	R/R	6' 2"	190	3/6/96	Caracas, Venezuela	Omaha (AAA)/KANSAS CITY
2	Michael A. Taylor	R/R	6' 4"	215	3/26/91	Fort Lauderdale, Fla.	KANSAS CITY

Roster as of March 13, 2022



KANSAS CITY ROYALS NON-ROSTER INVITEES

No.	PITCHERS (8)	B-T	Ht.	Wt.	BORN	BIRTHPLACE	2021 CLUB
54	Colten Brewer	R/R	6'4"	222	10/29/92	Dallas, Texas	GCL RSX (R)/Worcester (AAA)/BOSTON
86	Austin Cox	L/L	6'4"	235	3/28/97	Macon, Ga.	NW Arkansas (AA)/Omaha (AAA)
74	Jose Cuas	R/R	6'3"	195	6/28/94	Santo Domingo, DR	ACL ROYB (R)/NWA (AA)/Omaha (AAA)
76	Josh Dye	L/L	6'5"	180	9/14/96	DeLand, Fla.	NW Arkansas (AA)/Omaha (AAA)
60	Foster Griffin	R/L	6'3"	225	7/27/95	Orlando, Fla.	AZL ROY B&G/COL/NWA/OMA
35	Brad Peacock	R/R	6'1"	207	2/2/88	Palm Beach, Fla.	Columbus/Worcester (AAA)/BOSTON
95	Jace Vines	R/R	6'3"	215	9/4/94	Dallas, Texas	Omaha (AAA)
68	Arodys Vizcaino	R/R	6'0"	245	11/13/90	Yaguata, DR	Syracuse (AAA)

No.	CATCHERS (4)	B-T	Ht.	Wt.	BORN	BIRTHPLACE	2021 CLUB
79	Tyler Cromptley	R/R	5' 11"	185	12/10/95	Sioux City, Iowa	NW Arkansas (AA)
88	Kale Emshoff	R/R	6' 2"	228	5/2/98	Robstown, Texas	Columbia (A)/Quad Cities (A+)
78	Freddy Fermin	R/R	5' 10"	200	5/16/95	Puerto Ordaz, Venezuela	NW Arkansas (AA)/Omaha (AAA)
98	Logan Porter	R/R	6' 0"	200	7/12/95	Phoenix, Ariz.	Quad Cities (A+)

No.	INFELDERS (5)	B-T	Ht.	Wt.	BORN	BIRTHPLACE	2021 CLUB
71	Gabriel Cancel	R/R	6' 0"	205	12/8/96	Manati, Puerto Rico	ACL ROYB (R)/Omaha (AAA)
62	Iván Castillo	S/R	5' 9"	179	5/30/95	Santiago, DR	El Paso (AAA)/SAN DIEGO
90	Clay Dungan	L/R	6' 1"	190	6/2/96	Muncie, Ind.	NW Arkansas (AA)
73	Vinnie Pasquantino	L/L	6' 4"	245	10/10/97	Richmond, Va.	Quad Cities (A+)/NW Arkansas (AA)
7	Bobby Witt Jr.	R/R	6' 1"	200	6/14/00	Colleyville, Texas	NW Arkansas (AA)/Omaha (AAA)

No.	OUTFIELDERS (4)	B-T	Ht.	Wt.	BORN	BIRTHPLACE	2021 CLUB
72	Dairon Blanco	R/R	6' 0"	170	4/26/93	Florida, Cuba	NW Arkansas (AA)/Omaha (AAA)
96	Nate Eaton	R/R	5' 11"	185	12/22/96	Chester, Va.	AZL ROY B&G (R)/Quad Cities (A+)
75	Brewer Hicklen	R/R	6' 2"	208	2/9/96	Huntsville, Ala.	NW Arkansas (AA)
19	JaCoby Jones	R/R	6' 2"	211	5/10/92	Chickasha, Okla.	Toledo (AAA)/DETROIT

Roster as of March 13, 2022

PRO-NUN-SEE-AY-SHUN

Andrew Benintendi	beh-nin-TEHN-dee
Dairon Blanco	DYE-rone
Ronald Bolaños	boh-LAWN-yone
Brad Brach	brock
Jonathan Bowlan	boh-lin
Kris Bubic	boo-bich
Gabriel Cancel	can-SELL
Iván Castillo	ee-VAHN
Tyler Cromptley	crop-lee
Jose Cuas	kwas
Keoni DeRenne	kee-oh-nee deh-RENN
Allan de San Miguel	edee-san-mih-gel
Clay Dungan	duhn-ginn
Kale Emshoff	em-shoff
Freddy Fermin	fer-meen
Amir Garrett	uh-MEER
Maikel Garcia	my-KELL-gar-SEE-uh
Kyle Isbel	IZZ-bell
JaCoby Jones	jah-koh-bee
Jake Kalish	KAY-ish
Jackson Kowar	coh-wahr
Asa Lacy	AY-suh
Seuly Matias	so-lee mah-TEE-us
Adalberto Mondesi	ah-daal-BAIR-toh
Edward Olivares	oh-lee-VAH-res
Vinnie Pasquantino	PASS-quinn-TEE-no
Joel Payamps	yoh-EHL pie-AMPS
Nick Pratto	praw-toh
Eric Skoglund	SKOH-glund
Andres Sotilett	ahn-DRACE soh-tee-yay
Gabe Speier	spy-urr
Josh Staumont	STAH-mont
Arodys Vizcaino	ah-ROW-dis vis-ky-EE-no
Domingo Tapia	TAH-pee-yuh
Angel Zerpa	AHN-hel SAIR-pah

40-MAN NUMERICAL ROSTER

No.	Name	Pos.	No.	Name	Pos.	No.	Name	Pos.
1	Melendez, MJ	C	40	Snider, Collin	RHP	65	Coleman, Dylan	RHP
2	Taylor, Michael	OF	41	Santana, Carlos	INF	66	O'Hearn, Ryan	INF
7	Witt Jr., Bobby *	INF	43	Hernandez, Carlos	RHP	67	Speier, Gabe	LHP
8	Lopez, Nicky	INF	45	Clarke, Taylor	RHR	68	Vizcaino, Arodys *	RHP
11	Garcia, Maikel	INF	46	Tillo, Daniel	LHP	71	Cancel, Gabriel *	INF
13	Perez, Salvador	C	48	Rivero, Sebastian	C	72	Blanco, Dairon *	INF
14	Olivares, Edward	OF	49	Heasley, Jon	RHP	73	Pasquantino, Vinnie *	INF
15	Merrifield, Whit	INF	50	Bubic, Kris	LHP	74	Cuas, Jose *	RHP
16	Benintendi, Andrew	OF	51	Singer, Brady	RHP	75	Hicklen, Brewer *	OF
17	Dozier, Hunter	INF	52	Lynch, Daniel	LHP	76	Dye, Josh *	LHP
19	Jones, JaCoby *	OF	53	Zuber, Tyler	RHP	78	Fermin, Freddy *	C
23	Minor, Mike	LHP	54	Brewer, Colten *	RHP	79	Cromptley, Tyler *	C
26	Rivera, Emmanuel	INF	56	Keller, Brad	RHP	86	Cox, Austin *	RHP
27	Mondesi, Adalberto	INF	57	Bolaños, Ronald	RHP	87	Bowlan, Jonathan	RHP
28	Isbel, Kyle	OF	58	Barlow, Scott	RHP	88	Emshoff, Kale *	C
31	Tapia, Domingo	RHP	59	Brentz, Jake	LHP	90	Dungan, Clay *	INF
32	Pratto, Nick	INF	60	Griffin, Foster *	LHP	95	Vines, Jace *	RHP
35	Peacock, Brad *	RHP	61	Zerpa, Angel	LHP	96	Eaton, Nate *	OF
36	Gallagher, Cam	C	62	Castillo, Ivan	INF	98	Porter, Logan *	C
37	Kowar, Jackson	RHP	63	Staumont, Josh	RHP			
38	Payamps, Joel	RHP	64	Webb, Nate	RHR			

\* Indicates Non-Roster Invitee

40-MAN ALPHABETICAL ROSTER

No.	Name	Pos.	No.	Name	Pos.	No.	Name	Pos.
58	Barlow, Scott	RHP	36	Gallagher, Cam	C	13	Perez, Salvador	C
16	Benintendi, Andrew	OF	11	Garcia, Maikel	INF	98	Porter, Logan	C
72	Blanco, Dairon *	INF	60	Griffin, Foster *	LHP	32	Pratto, Nick	INF
57	Bolaños, Ronald	RHP	49	Heasley, Jon	RHP	26	Rivera, Emmanuel	INF
87	Bowlan, Jonathan	RHP	43	Hernandez, Carlos	RHP	48	Rivero, Sebastian	C
75	Brentz, Jake	LHP	75	Hicklen, Brewer *	OF	41	Santana, Carlos	INF
54	Brewer, Colten *	RHP	28	Isbel, Kyle	OF	51	Singer, Brady	RHP
50	Bubic, Kris	LHP	19	Jones, JaCoby *	OF	40	Snider, Collin	RHP
71	Cancel, Gabriel *	INF	56	Keller, Brad	RHP	67	Speier, Gabe	LHP
62	Castillo, Ivan *	INF	37	Kowar, Jackson	RHP	63	Staumont, Josh	RHP
45	Clarke, Taylor	RHR	8	Lopez, Nicky	INF	31	Tapia, Domingo	RHP
65	Coleman, Dylan	RHP	52	Lynch, Daniel	LHP	2	Taylor, Michael	OF
86	Cox, Austin *	LHP	1	Melendez, MJ	C	46	Tillo, Daniel	LHP
79	Cromptley, Tyler *	C	15	Merrifield, Whit	INF	95	Vines, Jace *	RHP
74	Cuas, Jose *	RHP	23	Minor, Mike	LHP	68	Vizcaino, Arodys *	RHP
17	Dozier, Hunter	INF	27	Mondesi, Adalberto	INF	64	Webb, Nate	RHP
90	Dungan, Clay *	INF	66	O'Hearn, Ryan	INF	7	Witt Jr., Bobby *	INF
96	Eaton, Nate *	OF	14	Olivares, Edward	OF	61	Zerpa, Angel	LHP
76	Dye, Josh *	LHP	73	Pasquantino, Vinnie *	INF	53	Zuber, Tyler	RHP
88	Emshoff, Kale *	C	38	Payamps, Joel	RHP			
78	Fermin, Freddy *	C	38	Peacock, Brad *	RHP			

\* Indicates Non-Roster Invitee

ABOUT THE  
NATURALS

2022 NWA  
NATURALS

2021 SEASON  
IN REVIEW

CLUB  
HISTORY

NATURALS  
RECORDS

LEAGUE  
OPPONENTS

GENERAL  
INFORMATION



## NATURALS' BIRTHDAYS

JANUARY (3)			JUNE (7)			OCTOBER (4)		
11	Luca Tresh (22)		2	Peyton Gray (27)		6	Robbie Glendinning (27)	
27	Tyler Tolbert (24)		2	Clay Dungan (26)		8	Zach Haake (26)	
30	Brhnet Bewley (25)		2	Asa Lacy (23)		10	Vinnie Pasquantino (25)	
FEBRUARY (3)			10	Stephen Woods Jr. (27)		31	William Hancock (26)	
1	Tyler Gentry (23)		13	Daniel Tillo (26)		NOVEMBER (5)		
8	Charlie Neuweiler (23)		19	Juan Carlos Negret (23)		1	Peyton Wilson (23)	
9	Brewer Hicklen (26)		28	Jose Cuas (28)		3	Rito Lugo (27)	
MARCH (7)			JULY (3)			16	Parker Bates (25)	
2	Andres Sotillet (25)		11	Zack Phillips (24)		16	Sebastian Rivero (24)	
3	Maikel Garcia (22)		12	Logan Porter (27)		28	Will Klein (23)	
12	Gavin Stupienski (28)		20	Christian Chamberlain (23)		DECEMBER (9)		
22	Michael Massey (24)		AUGUST (5)			1	Jonathan Bowlan (26)	
24	Holden Capps (27)		20	Nathan Webb (25)		4	Dante Biasi (25)	
27	Zach Willemann (26)		20	Noah Murdock (24)		8	Drew Parrish (25)	
28	Austin Cox (25)		22	Mitch Ellis (27)		10	Tyler Cromptley (27)	
APRIL (5)			23	Yohanse Morel (22)		11	Jimmy Govern (26)	
3	Tad Ratliff (26)		29	Adrian Alcantara (23)		19	Morgan McCullough (25)	
14	Jake Means (26)		SEPTEMBER (9)			21	Christian Cosby (26)	
14	Walter Pennington (24)		1	Anthony Veneziano (25)		22	Nathan Eaton (26)	
16	A.J. Block (24)		3	Jonah Dipoto (26)		30	John Rave (25)	
25	Ryan Grotjohn (27)		4	Seuly Matias (24)		(* age indicated is what player will turn on that date in 2022.		
MAY (6)			14	Josh Dye (26)				
2	Kale Emshoff (24)		16	Darryl Collins (21)				
5	C.J. Eldred (27)		20	Andres Nunez (27)				
6	Tucker Bradley (24)		23	Yefri Del Rosario (23)				
14	Alec Marsh (24)		25	Nick Loftin (24)				
16	Freddy Fermin (27)		27	Angel Zerpa (23)				
16	Herard Gonzalez (21)							

## TOP PROSPECTS OF THE DECADE

YEAR	PLAYER, POS	2021 ORG
2012 *	Mike Montgomery, LHP	(Korea)
2013 *	Kyle Zimmer, RHP	Royals
2014	Kyle Zimmer, RHP	Royals
2015 ^	Adalberto Mondesi, SS	Royals
2016 *	Adalberto Mondesi, SS	Royals
2017 *	Josh Staumont, RHP	Royals
2018	Nick Pratto, 1B	Royals
2019 *	Brady Singer, RHP	Royals
2020	Bobby Witt Jr., SS	Royals
2021 *	Bobby Witt Jr., SS	Royals

Rankings According to Baseball America

^ Indicates Top Prospect Spent All Season in NW Arkansas

\* Indicates Top Prospect Spent Part of Season in NW Arkansas

## TOP DRAFT PICKS OF THE DECADE

YEAR	PLAYER, POS	2021 ORG
2012	Kyle Zimmer, RHP	Royals
2013	Hunter Dozier, SS	Royals
2014	Brandon Finnegan, LHP	Reds
2015	Ashe Russell, RHP	Royals
2016	A.J. Puckett, RHP (2nd round)	Braves
2017	Nick Pratto, 1B	Royals
2018	Brady Singer, RHP	Royals
2019	Bobby Witt Jr., SS	Royals
2020	Asa Lacy, LHP	Royals
2021	Frank Mozzicato, LHP	Royals



**2021 SEASON IN REVIEW**



GM #	MAY	OPPONENT	SCORE	RECORD	Pos./G+/-	WIN	LOSS	SAVE	TEMP.	1ST PITCH	TIME	ATT.	HOME ATT.
1	5/4	@ Arkansas	W, 7-4	1 - 0	T-1st/+1.0	Á. Núñez (1-0)	R. Morgan (0-1)	C. Snider (1)	70°	7:09 PM	3:06	3,581	
2	5/5	@ Arkansas	W, 3-0	2 - 0	T-1st/+1.0	J. Bowlian (1-0)	D. McCaughan (0-1)	D. Coleman (1)	73°	7:12 PM	3:28	2,348	
3	5/6	@ Arkansas	L, 4-2	2 - 1	T-1st/+1.0	N. Duron (1-0)	P. Gray (0-1)	J. Anderson (1)	76°	7:13 PM	3:15	2,481	
4	5/7	@ Arkansas	L, 4-0 (5)	2 - 2	T-2nd/-1.0	R. Morgan (1-1)	S. Woods Jr. (0-1)	-	72°	7:11 PM	2:05 (3:39)	1,478	
5	5/8	@ Arkansas	W, 6-3	3 - 2	2nd/-1.0	J. Dye (1-0)	J. Haberer (0-1)	-	85°	6:14 PM	3:42	5,179	
5/9	@ Arkansas	Postponed/Rain – made up August 4 (W, 5-1)											
6	5/11	Tulsa	W, 5-1	4 - 2	2nd/-0.5	D. Coleman (1-0)	Z. Willeman (0-1)	-	52°	7:06 PM	2:42	2,402	2,402
7	5/12	Tulsa	W, 9-2	5-2	2nd/-0.5	J. Bowlian (2-0)	M. Grove (0-1)	-	66°	7:07 PM	3:08	1,739	4,141
8	5/13	Tulsa	L, 9-3	5-3	T-2nd/-1.5	J. Bruhl (1-0)	M. Martinez (0-1)	-	66°	7:07 PM	3:28	2,381	6,522
9	5/14	Tulsa	L, 4-2	5-4	3rd/-2.5	M. Gamboa (1-1)	A. Marsh (0-1)	G. Zuniga (1)	68°	7:05 PM	3:21	3,297	9,819
10	5/15	Tulsa	L, 4-3	5-5	3rd/-2.5	J. Hagenman (1-1)	S. Woods Jr. (0-2)	M. Washington (1)	70°	6:06 PM	3:30	3,056	12,875
11	5/16	Tulsa	L, 6-4 (10)	5-6	4th/-2.5	G. Zuniga (2-1)	P. Gray (0-2)	Z. Willeman (1)	75°	2:04 PM	3:50	2,679	15,554
12	5/18	@ Springfield	W, 2-1	6-6	4th/-1.5	Á. Núñez (2-0)	J. Bosikovic (0-2)	J. Dye (1)	74°	6:37 PM	2:29	1,912	
13	5/19	@ Springfield	L, 8-7	6-7	4th/-2.5	J. Walsh (2-0)	D. Coleman (1-1)	-	68°	7:08 PM	3:37 (2:34)	1,310	
5/20	@ Springfield	Postponed/Rain – made up June 30th (W, 5-2)											
14	5/21	@ Springfield	W, 15-5	7-7	4th/-1.5	A. Marsh (1-1)	K. Leahy (0-3)	-	69°	7:10 PM	3:16	2,138	
15	5/22	@ Springfield	W, 6-5	8-7	T-3rd/-1.5	Á. Núñez (3-0)	D. Roach (0-2)	J. Dye (2)	79°	6:07 PM	3:17	2,375	
16	5/23	@ Springfield	W, 12-5	9-7	3rd/-1.5	P. Gray (1-2)	C. Thomas (0-2)	-	82°	1:36 PM	3:14	2,484	
17	5/25	San Antonio	L, 7-5	9-8	3rd/-2.5	H. Henry (1-0)	M. Martinez (0-2)	-	73°	7:09 PM	3:15	1,509	17,063
18	5/26	San Antonio	L, 10-7	9-9	T-3rd/-2.5	J. Reeves (1-0)	S. Woods Jr. (0-3)	J. Quezada (3)	82°	7:07 PM	3:40	1,502	18,565
5/27	San Antonio	Postponed/Rain – made up May 28th (W, 6-0)											
19	5/28	San Antonio	L, 3-2 (7)	9-10	4th/-2.5	R. Knehr (3-1)	A. Marsh (1-2)	J. Quezada (4)	72°	5:02 PM	1:56		18,565
20	5/28	San Antonio	W, 6-0 (7)	10-10	4th/-1.5	J. Heasley (1-0)	A. Martinez (0-3)	-	72°	7:34 PM	2:13		21,285
21	5/29	San Antonio	L, 6-2	10-11	4th/-2.0	C. Boushley (1-2)	D. Adams (0-1)	C. Belen (1)	64°	6:06 PM	3:16	3,511	24,796
22	5/30	San Antonio	W, 12-2	11-11	4th/-2.0	Y. Del Rosario (1-0)	O. Hernandez (0-2)	-	72°	6:36 PM	2:48	4,057	28,853
May Hitting Results: .250/.359/.445 (179-715), 35 HR, 120 R, 115 BB, 33 SB // May Pitching Results: 11-11, 4.01 ERA (84 ER in 188.1 IP), 4/9 SV, 161 H, 23 HR, 95 BB, 206 K													
GM #	JUNE	OPPONENT	SCORE	RECORD	Pos./G+/-	WIN	LOSS	SAVE	TEMP.	1ST PITCH	TIME	ATT.	HOME ATT.
23	6/1	Tulsa	W, 4-1	12-11	3rd/-2.0	M. Martinez (1-2)	R. Pepiot (0-1)	D. Coleman (2)	60°	7:06 PM	2:37	1,229	30,082
24	6/2	Tulsa	L, 9-1	12-12	4th/-2.0	G. Carrillo (1-0)	S. Woods Jr. (0-4)	-	66°	7:06 PM	3:03	1,587	31,669
25	6/3	Tulsa	L, 7-6	12-13	4th/-3.0	A. Jackson (2-1)	A. Marsh (1-3)	-	79°	7:06 PM	3:14	2,450	34,119
26	6/4	Tulsa	W, 4-3	13-13	3rd/-3.0	Á. Núñez (4-0)	B. Brickhouse (0-1)	J. Dye (3)	81°	7:04 PM	3:01	3,586	37,705
27	6/5	Tulsa	L, 4-2	13-14	3rd/-4.0	M. Washington (1-0)	A. Cox (0-1)	N. Robertson (1)	77°	6:06 PM	3:00	2,948	40,653
▼ June 6 Suspended in Top 2nd/Rain – Continued July 20 in Tulsa ▼													
28	6/6	Tulsa	W, 5-0	14-14	T-2nd/-1.5	N. Watson (1-0)	R. Pepiot (0-2)	-	75°	2:06 PM	2:44 (3:38)	2,394	43,047
29	6/8	@ Frisco	W, 7-6	15-14	3rd/-3.0	S. Woods Jr. (1-4)	C. Winn (2-2)	J. Dye (4)	87°	7:08 PM	2:56	2,705	
30	6/9	@ Frisco	W, 7-4	16-14	3rd/-3.0	J. Heasley (2-0)	S. Mendez (3-1)	D. Coleman (3)	90°	7:07 PM	2:54	3,302	
31	6/10	@ Frisco	L, 10-3	16-15	3rd/-4.0	B. Bass (2-0)	D. Parrish (0-1)	-	90°	7:07 PM	3:03	4,012	
32	6/11	@ Frisco	L, 10-7	16-16	T-3rd/-5.0	S. Engler (1-0)	Á. Núñez (4-1)	-	91°	7:08 PM	3:18	5,064	
33	6/12	@ Frisco	W, 6-2	17-16	3rd/-4.0	R. García (1-0)	T. Phillips (1-1)	-	91°	7:09 PM	3:29 (4:00)	6,237	
34	6/13	@ Frisco	L, 8-4	17-17	3rd/-4.0	B. Bass (3-0)	S. Woods Jr. (1-5)	-	96°	6:08 PM	3:38	4,070	
35	6/15	@ San Antonio	L, 5-3	17-18	T-3rd/-4.0	A. Martinez (2-3)	J. Heasley (2-1)	T. Cosgrove (1)	95°	7:06 PM	2:33 (1:10)	4,869	
36	6/16	@ San Antonio	W, 3-2	18-18	T-3rd/-3.5	D. Parrish (1-1)	C. Boushley (2-3)	D. Coleman (4)	93°	7:06 PM	2:50	2,075	
37	6/17	@ San Antonio	W, 10-3	19-18	T-3rd/-2.5	C. Sanabria (1-0)	N. Kuzia (0-2)	J. Dye (5)	94°	7:11 PM	3:03	2,568	
38	6/18	@ San Antonio	L, 14-6	19-19	4th/-2.5	A. Leasher (4-2)	S. Woods Jr. (1-6)	-	91°	7:06 PM	3:03	2,752	
39	6/19	@ San Antonio	L, 6-5	19-20	4th/-3.5	N. Kuzia (1-2)	Á. Núñez (4-2)	J. Quezada (8)	92°	7:09 PM	2:47	3,916	
40	6/20	@ San Antonio	W, 8-2	20-20	4th/-2.5	J. Heasley (3-1)	R. Lawson (0-2)	-	90°	2:07 PM	2:57	2,536	
41	6/22	Arkansas	W, 3-2	20-21	4th/-3.5	A. Requena (3-1)	A. Zerpa (0-1)	N. Duron (3)	80°	7:05 PM	2:47	2,474	45,521
42	6/23	Arkansas	W, 5-2	21-21	4th/-3.5	S. Woods Jr. (2-6)	J. Haberer (1-2)	J. Dye (6)	81°	7:05 PM	3:11	2,092	47,613
43	6/24	Arkansas	W, 4-3	22-21	T-3rd/-3.5	N. Watson (1-0)	B. Williamson (0-1)	C. Sanabria (1)	90°	7:07 PM	2:57	3,673	51,286
44	6/25	Arkansas	L, 5-1	22-22	4th/-3.5	P. Murfee (4-1)	D. Adams (0-2)	-	88°	7:05 PM	2:58	3,324	54,610
45	6/26	Arkansas	W, 9-5	23-22	T-3rd/-3.0	J. Heasley (4-1)	D. Sweet (1-4)	-	86°	6:05 PM	2:33	3,309	57,919
46	6/27	Arkansas	L, 11-10	23-23	4th/-4.5	M. Gomez (1-0)	A. Zerpa (0-2)	D. Gillies (8)	72°	2:11 PM	3:46	2,739	60,658
47	6/29	@ Springfield	W, 19-4	24-23	T-3rd/-4.0	R. García (2-0)	K. Whitley (0-1)	-	88°	6:35 PM	4:07	3,412	
48	6/30	@ Springfield	W, 5-4	25-23	3rd/-3.5	Á. Núñez (5-2)	A. Pallante (3-2)	J. Dye (7)	76°	5:43 PM	2:49		1,913
49	6/30	@ Springfield	W, 5-2	26-23	3rd/-3.0	S. Woods Jr. (3-6)	K. Leahy (0-7)	-	74°	9:14 PM	2:40		
June Hitting Results: .258/.351/.457 (227-880), 36 HR, 151 R, 107 BB, 40 SB // June Pitching Results: 15-12, 4.87 ERA (126 ER in 233.0 IP), 9/11 SV, 240 H, 33 HR, 101 BB, 266 K													
GM #	JULY	OPPONENT	SCORE	RECORD	Pos./G+/-	WIN	LOSS	SAVE	TEMP.	1ST PITCH	TIME	ATT.	HOME ATT.
50	7/1	@ Springfield	W, 9-5	27-23	3rd/-3.0	C. Sanabria (2-0)	D. Roach (3-5)	-	78°	7:08 PM	3:33	2,780	
51	7/2	@ Springfield	W, 14-1	28-23	3rd/-2.0	Á. Núñez (6-2)	D. Robles (2-3)	-	81°	7:10 PM	3:37	3,933	
52	7/3	@ Springfield	L, 5-4	28-24	3rd/-2.0	R. Santos (3-1)	C. Snider (0-1)	-	81°	6:36 PM	3:10	4,808	
53	7/4	@ Springfield	L, 7-2	28-25	3rd/-3.0	T. Pike (1-1)	D. Parrish (1-2)	-	84°	6:07 PM	3:00	4,773	
54	7/6	@ Wichita	W, 10-9 (10)	29-25	3rd/-2.0	C. Sanabria (3-1)	Z. Neff (4-2)	R. García (1)	88°	7:07 PM	3:30	3,541	
55	7/7	@ Wichita	W, 8-5	30-25	3rd/-1.0	S. Woods Jr. (4-6)	C. Vallimont (2-4)	C. Snider (2)	87°	7:10 PM	3:40	4,205	
56	7/8	@ Wichita	W, 10-1	31-25	T-1st/+0.5	D. Adams (1-2)	A. Schuller (2-5)	-	89°	7:08 PM	3:09	5,013	
57	7/9	@ Wichita	W, 10-2	32-25	T-1st/+1.0	A. Solitell (1-0)	J. García (1-0)	-	92°	7:07 PM	3:15	5,194	
58	7/10	@ Wichita	L, 5-4	32-26	T-1st/+0.5	Z. Neff (5-2)	R. García (2-1)	-	86°	6:08 PM	2:31	5,360	
59	7/11	@ Wichita	L, 5-3	32-27	4th/-1.0	A. Rozeck (1-0)	N. Watson (1-1)	R. Mason (3)	69°	1:07 PM	2:31	4,301	
1st Half Hitting Results: .260/.356/.458 (510-1964), 87 HR, 345 R, 264 BB, 91 SB // 1st Half Pitching Results: 32-27, 4.44 ERA (251 ER in 508.1 IP), 15/25 SV, 485 H, 235 BB, 567 K													



GM #	JULY	OPPONENT	SCORE	RECORD	Pos./G+/-	WIN	LOSS	SAVE	TEMP.	1ST PITCH	TIME	ATT.	HOME ATT.
60	7/13	Arkansas	W, 9-4	33-27	T-2nd/-0.5	J. Cuas (1-0)	A. Requena (4-3)	-	86°	7:06 PM	2:50	2,605	63,263
61	7/14	Arkansas	L, 9-5	33-28	4th/-1.0	A. Hill (3-1)	D. Tillo (0-1)	-	88°	7:06 PM	3:21	1,870	65,133
62	7/15	Arkansas	L, 4-3	33-29	4th/-2.0	R. Kerr (1-0)	Á. Núñez (6-3)	M. Stryfeler (3)	88°	7:06 PM	3:06	2,255	67,388
63	7/16	Arkansas	W, 8-7	34-29	3rd/-2.0	D. Parrish (2-2)	B. Williamson (0-3)	C. Sanabria (2)	82°	7:06 PM	3:11	4,691	72,079
7/17 Arkansas Postponed/Rain - made up July 18 (L, 10-6)													
64	7/18	Arkansas	W, 4-2 (7)	35-30	2nd/-2.0	A. Cox (1-1)	D. Sweet (2-5)	S. Woods Jr. (1)	77°	1:02 PM	2:11	2,869	72,079
65	7/18	Arkansas	L, 10-6 (7)	35-30	3rd/-2.0	M. Gomez (2-0)	D. Tillo (0-2)	-	82°	3:51 PM	2:55		74,948
▼ June 6 vs Tulsa Suspended in Top 2nd/Rain - Continued July 20 in Tulsa ▼													
28	7/20	Tulsa	W, 5-0	14-14	T-2nd/-1.5	N. Watson (1-0)	R. Pepiot (0-2)	-	75°	4:06 PM	2:44 (:38)	2,394	43,047
66	7/20	@ Tulsa	L, 9-8 (7)	35-31	T-2nd/-2.5	N. Robertson (1-4)	A. Sotilett (1-1)	J. Hagenman (3)	83°	7:08 PM	2:31	4,241	
67	7/21	@ Tulsa	L, 3-2	35-32	T-3rd/-3.5	A. Schwaab (2-0)	S. Woods Jr. (4-7)	M. Washington (3)	84°	7:05 PM	2:34	5,163	
68	7/22	@ Tulsa	L, 6-3	35-33	T-3rd/-4.5	A. Jackson (3-2)	D. Tillo (0-3)	-	88°	7:09 PM	2:35	4,234	
69	7/23	@ Tulsa	W, 7-4	36-33	T-3rd/-3.5	C. Snider (1-1)	M. Washington (2-1)	-	91°	7:06 PM	3:03	6,784	
70	7/24	@ Tulsa	W, 7-2	37-33	2nd/-2.5	A. Cox (2-1)	G. Carillo (3-2)	-	93°	7:07 PM	2:54	6,804	
71	7/25	@ Tulsa	L, 23-8	37-34	T-3rd/-3.5	A. Drury (2-1)	J. Heasley (4-2)	-	97°	1:06 PM	3:47	5,314	
72	7/27	Wichita	L, 18-8	37-35	4th/-4.5	C. Sands (1-0)	A. Zerpa (0-3)	-	90°	7:06 PM	3:31	2,029	76,977
73	7/28	Wichita	L, 8-5	37-36	4th/-5.5	A. Schuller (3-2)	D. Parrish (2-3)	R. Mason (6)	92°	7:06 PM	3:21	1,983	78,960
74	7/29	Wichita	W, 12-1	38-36	4th/-4.5	A. Cox (3-1)	B. Sammons (2-4)	-	93°	7:07 PM	3:08	2,294	81,254
75	7/30	Wichita	W, 9-1	39-36	4th/-3.5	J. Dye (2-0)	J. Balazovic (3-2)	-	93°	7:06 PM	2:58	3,394	84,648
76	7/31	Wichita	W, 8-4	40-36	4th/-2.5	D. Adams (2-2)	Z. Neff (6-3)	-	93°	6:06 PM	2:37	3,063	87,711
July Hitting Results: 283/365/.496, (269-949), 48 HR, 186 R, 108 BB, 38 SB // July Pitching Results: 14-13, 5.99 ERA (153 ER in 230.0 IP), 4/8 SV, 244 H, 42 HR, 104 BB, 254 K													
GM #	AUG.	OPPONENT	SCORE	RECORD	Pos./G+/-	WIN	LOSS	SAVE	TEMP.	1ST PITCH	TIME	ATT.	HOME ATT.
77	8/1	Wichita	L, 1-10	40-37	4th/-3.5	S. Gilmartin (1-0)	A. Sotilett (1-2)	J. Salinas (1)	81°	2:06 PM	4:01	2,707	90,418
78	8/3	@ Arkansas	L, 5-2	40-38	4th/-4.5	A. Requena (6-4)	D. Adams (2-3)	-	84°	7:10 PM	2:51	2,542	
79	8/4	@ Arkansas	W, 5-1 (7)	41-38	4th/-4.0	D. Parrish (3-3)	A. Hill (4-3)	-	86°	5:13 PM	2:19	2,821	
80	8/4	@ Arkansas	W, 5-1 (7)	42-38	T-2nd/-4.0	A. Cox (4-1)	S. Moyers (2-2)	-	81°	8:15 PM	2:00		
81	8/5	@ Arkansas	L, 7-0	42-39	4th/-4.5	M. Brash (0-1)	F. Griffin (0-1)	-	86°	7:10 PM	2:43	2,553	
82	8/6	@ Arkansas	W, 3-2 (10)	43-39	T-3rd/-4.0	J. Cuas (2-0)	M. Stryfeler (2-4)	-	84°	7:13 PM	3:01	3,955	
83	8/7	@ Arkansas	W, 7-3	44-39	3rd/-4.0	J. Dye (3-0)	T. Herb (2-5)	-	91°	6:10 PM	3:24	3,897	
84	8/8	@ Arkansas	L, 12-10	44-40	T-3rd/-5.0	R. Kerr (2-0)	H. Capps (0-1)	D. Arias (1)	91°	2:10 PM	3:37	2,521	
8/9 Frisco Postponed/COVID-19													
85	8/11	Frisco	L, 4-2	44-41	4th/-6.5	F. Ozuna (5-3)	J. Dye (3-1)	-	95°	7:05 PM	3:08	2,227	92,645
86	8/12	Frisco	L, 3-2	44-42	4th/-6.5	T. Diedemann (1-0)	F. Griffin (0-2)	C. Lee (1)	91°	7:07 PM	3:03	1,878	94,523
8/13 Frisco Postponed/Rain - made up August 14 (W, 10-0)													
87	8/14	Frisco	W, 1-0 (7)	45-42	4th/-5.5	J. Heasley (5-2)	Z. Kent (0-1)	-	82°	5:47 PM	1:33 (1:17)		94,523
88	8/14	Frisco	W, 10-0 (7)	46-42	4th/-4.5	Y. Del Rosario (2-0)	R. Henriquez (3-3)	-	82°	8:03 PM	2:19	3,544	98,067
89	8/15	Frisco	W, 4-2	47-42	4th/-4.5	C. Snider (2-1)	T. Thomas (1-2)	-	84°	3:05 PM	2:47	2,753	100,820
90	8/17	@ Tulsa	L, 9-3	47-43	4th/-4.5	L. Knack (1-1)	Y. Del Rosario (2-1)	-	81°	7:07 PM	2:57	3,458	
91	8/18	@ Tulsa	L, 7-0	47-44	4th/-5.5	A. Schwaab (5-0)	N. Watson (2-2)	-	86°	7:05 PM	2:51	3,466	
92	8/19	@ Tulsa	W, 4-1	48-44	4th/-5.5	J. Heasley (6-2)	G. Varland (0-3)	C. Snider (3)	84°	7:06 PM	2:50	4,243	
93	8/20	@ Tulsa	L, 7-6 (10)	48-45	4th/-6.5	M. Washington (5-1)	J. Dye (3-2)	-	96°	7:06 PM	4:16	6,020	
94	8/21	@ Tulsa	W, 4-1 (8)	49-45	4th/-6.5	D. Parrish (4-3)	M. Jimenez (0-1)	Á. Núñez (1)	88°	7:07 PM	2:38 (:44)	4,961	
95	8/22	@ Tulsa	L, 6-4	49-46	4th/-7.5	A. Ochsenbain (3-2)	Y. Del Rosario (2-2)	Z. Williams (3)	91°	1:07 PM	3:20	3,624	
96	8/24	Springfield	W, 18-1	50-46	4th/-7.5	N. Watson (3-2)	K. McGovern (1-3)	-	91°	7:06 PM	3:03	1,700	102,520
97	8/25	Springfield	L, 5-3	50-47	4th/-7.5	M. Brettell (1-3)	R. Garcia (2-2)	F. Pacheco (2)	91°	7:06 PM	2:52	1,342	103,862
8/26 Springfield Postponed/Rain - made up August 27 (W, 4-1)													
98	8/27	Springfield	W, 8-0 (7)	51-47	4th/-6.5	D. Parrish (5-3)	D. Robles (2-9)	-	90°	4:32 PM	1:44		103,862
99	8/27	Springfield	W, 4-1 (7)	52-47	4th/-5.5	J. Dye (4-2)	G. Black (0-3)	Á. Núñez (2)	90°	6:59 PM	2:12	4,557	108,419
100	8/28	Springfield	L, 4-1	52-48	4th/-6.5	D. Roach (6-9)	N. Watson (3-3)	J. Bosokovic (4)	85°	6:05 PM	2:44	3,837	112,256
101	8/29	Springfield	W, 1-0	53-48	4th/-6.5	H. Capps (1-4)	K. McGovern (1-4)	J. Cuas (1)	86°	2:25 PM	2:49 (:20)	3,417	115,673
102	8/31	Corpus Christi	W, 3-1	54-48	4th/-6.5	R. Garcia (3-2)	A. Macuare (0-1)	Á. Núñez (3)	90°	7:04 PM	2:52	1,535	117,208
August Hitting Results: 249/329/.409, (204-819), 30 HR, 120 R, 91 BB, 39 SB // August Pitching Results: 14-12, 5.37 ERA (86 ER in 216.2 IP), 5/7 SV, 203 H, 15 HR, 97 BB, 230 K													
GM #	SEPT.	OPPONENT	SCORE	RECORD	Pos./G+/-	WIN	LOSS	SAVE	TEMP.	1ST PITCH	TIME	ATT.	HOME ATT.
103	9/1	Corpus Christi	L, 5-2	54-49	4th/-6.5	R. Daniels (5-8)	H. Capps (1-2)	F. Tejada (1)	89°	7:06 PM	2:55	1,873	119,081
104	9/2	Corpus Christi	W, 4-3 (12)	55-49	4th/-5.5	J. Cuas (3-0)	M. Horrell (0-1)	-	87°	7:06 PM	3:54	2,528	121,609
105	9/3	Corpus Christi	W, 7-6 (10)	56-49	3rd/-5.5	C. Eldred (1-0)	F. Tejada (3-4)	-	91°	7:07 PM	3:27	2,951	124,560
106	9/4	Corpus Christi	W, 5-7	57-49	3rd/-4.5	H. Capps (2-2)	T. Brown (1-2)	J. Cuas (2)	87°	6:09 PM	3:14	2,857	127,417
107	9/5	Corpus Christi	L, 5-2	57-50	4th/-4.5	A. Macuare (1-1)	J. Heasley (6-3)	R. Freure (1)	83°	6:05 PM	2:44	3,939	131,376
108	9/7	@ Wichita	L, 3-1	57-51	4th/-5.5	C. Funderburk (3-0)	R. Garcia (3-3)	-	93°	7:08 PM	2:25	2,261	
109	9/8	@ Wichita	W, 1-0	58-51	3rd/-4.5	H. Capps (3-2)	B. Gross (0-1)	Á. Núñez (4)	82°	7:06 PM	2:42	2,625	
110	9/9	@ Wichita	L, 14-7	59-51	3rd/-3.5	C. Eldred (2-0)	S. Woods Richardson (0-1)	-	90°	7:08 PM	2:10	2,941	
111	9/10	@ Wichita	W, 3-3	59-52	3rd/-4.5	J. Balazovic (5-4)	Y. Del Rosario (2-3)	J. Gore (5)	91°	7:08 PM	2:38	3,735	
112	9/11	@ Wichita	W, 10-3	60-52	3rd/-3.5	J. Heasley (7-3)	C. Vallimont (5-7)	-	95°	6:11 PM	3:00	4,337	
113	9/12	@ Wichita	L, 6-2	60-53	3rd/-4.5	C. Sands (3-2)	D. Parrish (5-4)	K. Funderburk (2)	85°	1:08 PM	2:25	4,197	
114	9/14	Springfield	W, 3-2	61-53	3rd/-4.0	R. Garcia (4-2)	J. Quezada (1-1)	J. Cuas (3)	86°	7:05 PM	2:42	2,888	134,244
115	9/15	Springfield	W, 5-3	62-53	3rd/-3.5	N. Watson (4-3)	D. Robles (3-10)	J. Dye (8)	84°	7:05 PM	2:47	1,882	136,126
116	9/16	Springfield	L, 6-2	62-54	3rd/-4.5	D. Roach (7-10)	Y. Del Rosario (2-4)	-	86°	7:05 PM	3:10	3,018	139,144
117	9/17	Springfield	L, 13-12 (11)	62-55	3rd/-5.5	E. Escobar (1-3)	J. Cuas (3-1)	-	84°	7:06 PM	4:17	4,348	143,492
118	9/18	Springfield	W, 7-4	63-55	3rd/-4.5	S. Woods Jr. (5-7)	T. Pike (4-4)	J. Dye (9)	86°	6:06 PM	2:51	3,334	146,826
119	9/19	Springfield	W, 9-6	64-55	2nd/-4.5	N. Watson (5-3)	C. Thompson (1-1)	-	82°	2:07 PM	2:48	3,659	150,485
September Hitting Results: 224/319/.697, (269-949), 17 HR, 91 R, 67 BB, 14 SB // September Pitching Results: 10-7, 4.04 ERA (70 ER in 156.0 IP), 5/5 SV, 165 H, 20 HR, 45 BB, 148 K													
2nd Half Hitting Results: 255/337/.427, (502-1968), 79 HR, 323 R, 224 BB, 73 SB // 2nd Half Pitching Results: 32-28, 4.68 ERA (268 ER in 515.2 IP), 12/15 SV, 528 H, 207 BB, 337 K													
GM #	SEPT.	OPPONENT	SCORE	RECORD	Pos./G+/-	WIN	LOSS	SAVE	TEMP.	1ST PITCH	TIME	ATT.	HOME ATT.
CS 1	9/21	Wichita	W, 7-5	1-0		J. Dye (1-0)	E. Manoahr Jr. (0-1)	J. Cuas (1)	69°	6:30 PM	3:24	908	908
CS 2	9/22	Wichita	W, 5-1	2-0		G. Davila (1-0)	C. Sands (0-1)	-	70°	6:30 PM	2:55	1,281	2,189
CS 3	9/24	@ Wichita	W, 6-2	3-0		N. Watson (1-0)	A. Schuller (0-1)	-	74°	7:19 PM	2:36	5,558	
Playoff Hitting Results: 307/383/.436, (31-101), 2 HR, 18 R, 12 BB, 2 SB // Playoff Pitching Results: 3-0, 2.67 ERA (8 ER in 27.0 IP), 1/1 SV, 24 H, 4 HR, 11 BB, 25 K													

# 2021 NATURALS ROSTER

## PITCHERS

#	NAME	B/T	HT	WT	BORN	BIRTH PLACE
31	Adams, Derrick	L/L	6'3"	215	3/8/97	Decatur, Alabama
57	Bolaños, Ronald	R/R	6'2"	230	8/23/96	Santa Cruz del Norte, Cuba
44	Bowlan, Jonathan	R/R	6'6"	240	12/1/96	Arlington, Tennessee
27	Capps, Holden	R/L	6'2"	180	3/24/95	Lawton, Oklahoma
27	Coleman, Dylan	R/R	6'5"	230	9/16/96	Potosi, Missouri
14	Cox, Austin	L/L	6'4"	235	3/28/97	Macon, Georgia
17	Cuas, Jose	R/R	6'3"	195	6/28/94	Santo Domingo, Dominican Republic
31	Davila, Garrett	L/L	6'2"	180	1/17/97	Belmont, North Carolina
19	Del Rosario, Yefri	R/R	6'2"	180	9/23/99	Miches, Dominican Republic
23	Dye, Josh	L/L	6'5"	180	9/14/96	DeLand, Florida
21	Eldred, C.J.	R/R	6'2"	220	5/6/95	Milwaukee, Wisconsin
29	Garcia, Robert	R/L	6'4"	225	6/14/96	Stockton, California
28	Gray, Peyton	R/R	6'3"	200	6/2/95	Columbus, Indiana
45	Griffin, Foster	R/L	6'3"	225	7/27/95	Orlando, Florida
16	Heasley, Jon	R/R	6'3"	225	1/27/97	Plano, Texas
24	Marsh, Alec	R/R	6'2"	220	5/14/98	Milwaukee, Wisconsin
38	Martinez, Marcelo	L/L	6'2"	190	8/10/96	Reynosa, Tamaulipas, Mexico
45	Núñez, Andrés	R/R	6'4"	240	9/20/95	Southwest Ranches, Florida
39	Parrish, Drew	L/L	5'11"	200	12/8/97	Cape Canaveral, Florida
57	Sanabria, Carlos	R/R	6'3"	200	1/24/97	La Victoria, Venezuela
41	Snider, Collin	R/R	6'4"	195	10/10/95	Nashville, Tennessee
38	Sotillet, Andrés	R/R	6'1"	215	3/2/97	Cumana, Venezuela
33	Tillo, Daniel	L/L	6'5"	215	6/13/96	Sioux City, Iowa
55	Watson, Nolan	R/R	6'2"	195	1/25/97	Indianapolis, Indiana
22	Woods Jr., Stephen	R/R	6'2"	195	6/10/95	Huntington, New York
25	Zerpa, Angel	L/L	6'0"	220	9/27/99	Valle de la Pascua, Venezuela

## CATCHERS

#	NAME	B/T	HT	WT	BORN	BIRTH PLACE
26	Cropley, Tyler	R/R	5'11"	185	12/10/95	Sioux City, Iowa
13	Fermin, Freddy	R/R	5'10"	200	5/16/95	Puerto Ordaz, Venezuela
2	Melendez, MJ	L/R	6'1"	190	11/29/98	Daytona Beach, Florida
25	Stupienski, Gavin	L/R	6'1"	220	3/12/94	Princeton, New Jersey
24	Vloria, Meibry	L/R	5'11"	225	2/15/97	Cartagena, Colombia

## INFIELDERS

#	NAME	B/T	HT	WT	BORN	BIRTH PLACE
9	Bewley, Brhet	R/R	5'11"	182	1/30/97	Temecula, California
21	Carrasco, Dennicher	R/R	5'11"	195	10/12/95	Santo Domingo, Dominican Republic
3	Castellano, Angelo	R/R	6'0"	165	1/13/95	San Diego, Venezuela
4	Dennis, Austin	R/R	5'11"	170	6/6/97	Rockledge, Florida
12	Dungan, Clay	L/R	6'1"	190	6/2/96	Muncie, Indiana
8	Govern, Jimmy	R/R	5'11"	190	12/11/96	Libertyville, Illinois
2	Guzmán, Jeison	S/R	6'2"	205	10/8/98	Santo Domingo, Dominican Republic
28	Merrell, Kevin	L/R	6'1"	180	12/14/95	Odessa, Florida
55	Mondesí, Adalberto	S/R	6'1"	200	7/27/95	Los Angeles, California
44	Pasquantino, Vinnie	L/L	6'4"	245	10/10/97	Richmond, Virginia
32	Pratto, Nick	L/L	6'1"	215	10/6/98	Huntington Beach, California
1	Rivera, Emmanuel	R/R	6'2"	225	6/29/96	Mayaguez, Puerto Rico
7	Witt Jr., Bobby	R/R	6'1"	200	6/14/00	Colleyville, Texas

## OUTFIELDERS

#	NAME	B/T	HT	WT	BORN	BIRTH PLACE
15	Blanco, Dairon	R/R	6'0"	170	4/26/93	Florida, Cuba
18	Hicklen, Brewer	R/R	6'2"	208	2/9/96	Huntsville, Alabama
8	Jones, Travis	L/R	6'4"	210	9/29/95	Humble, Texas
1	Martin, Rudy	L/L	5'7"	155	1/31/96	Olive Branch, Mississippi
15	Matias, Seuly	R/R	6'3"	225	9/4/98	La Isabela, Dominican Republic
3	Perkins, Blake	S/R	5'11"	181	9/10/96	Litchfield Park, Arizona

## NUMERICAL ROSTER

1	.....Emmanuel Rivera	.....3B
1	.....Rudy Martin	.....OF
2	.....MJ Melendez	.....C
2	.....Jeison Guzmán	.....INF
3	.....Angelo Castellano	.....INF
3	.....Blake Perkins	.....OF
4	.....Austin Dennis	.....INF
7	.....Bobby Witt Jr.	.....INF
8	.....Jimmy Govern	.....INF
8	.....Travis Jones	.....UTL
9	.....Brhet Bewley	.....INF
12	.....Clay Dungan	.....INF
13	.....Freddy Fermin	.....C
14	.....Austin Cox	.....LHP
15	.....Dairon Blanco	.....OF
15	.....Seuly Matias	.....OF
16	.....Jonathan Heasley	.....RHP
17	.....Jose Cuas	.....RHP
18	.....Brewer Hicklen	.....OF
19	.....Yefri Del Rosario	.....RHP
21	.....C.J. Eldred	.....RHP
21	.....Dennicher Carrasco	.....INF
22	.....Stephen Woods Jr.	.....RHP
23	.....Josh Dye	.....LHP
24	.....Alec Marsh	.....RHP
24	.....Meibry Vloria	.....C
25	.....Angel Zerpa	.....LHP
25	.....Gavin Stupienski	.....C
26	.....Tyler Cropley	.....C
27	.....Holden Capps	.....LHP
27	.....Dylan Coleman	.....RHP
28	.....Peyton Gray	.....RHP
28	.....Kevin Merrell	.....INF
29	.....Robert Garcia	.....LHP
31	.....Derrick Adams	.....LHP
31	.....Garrett Davila	.....LHP
32	.....Nick Pratto	.....1B
33	.....Daniel Tillo	.....LHP
38	.....Marcelo Martinez	.....LHP
38	.....Andrés Sotillet	.....RHP
39	.....Drew Parrish	.....LHP
41	.....Collin Snider	.....RHP
44	.....Jonathan Bowlan	.....RHP
44	.....Vinnie Pasquantino	.....1B
45	.....Foster Griffin	.....LHP
45	.....Andrés Núñez	.....RHP
55	.....Nolan Watson	.....RHP
55	.....Adalberto Mondesi	.....SS
57	.....Ronald Bolaños	.....RHP
57	.....Carlos Sanabria	.....RHP

## COACHING STAFF

6	.....Abraham Núñez	.....HITTING
11	.....Allan de San Miguel	.....
35	.....Scott Thorman	.....MANAGER
43	.....Derrick Lewis	.....PITCHING



2021 NATURALS STATISTICS

2021 HITTING STATISTICS																													
PLAYER	G	AB	R	H	TB	2B	3B	HR	RBI	BB	IBB	SO	SB	CS	AVG	OBP	SLG	OPS	PA	SAC	SF	HBP	GDP	E					
Bewley, Brhet	56	204	29	47	74	7	1	6	34	15	0	55	1	4	.230	.284	.363	.647	225	0	4	2	6	14					
Blanco, Dairon	79	291	62	84	132	11	5	9	38	25	0	64	32	9	.289	.360	.454	.814	329	4	1	8	2	1					
Carrasco, Dennicher	43	151	17	32	54	7	0	5	20	14	0	65	0	1	.212	.279	.358	.636	165	0	0	0	5	9					
Castellano, Angelo	14	45	10	12	16	1	0	1	4	4	0	13	0	0	.267	.327	.356	.682	49	0	0	0	1	1					
Cropley, Tyler	26	67	8	13	21	2	0	2	6	8	0	15	0	0	.194	.325	.313	.638	80	0	0	0	5	0					
Dennis, Austin	18	39	3	7	10	0	0	1	5	5	0	14	2	1	.179	.283	.256	.539	46	0	1	1	0	1					
Dungan, Clay	108	444	74	128	180	17	4	9	56	40	0	73	28	11	.288	.357	.405	.762	499	3	3	9	5	7					
Fermin, Freddy	73	269	45	75	120	13	1	10	45	29	0	50	1	1	.279	.356	.446	.802	303	0	1	4	7	3					
Govern, Jimmy	44	144	19	31	57	8	0	6	23	11	0	34	2	1	.215	.281	.396	.677	163	3	2	3	6	3					
Guzmán, Jeison	32	125	17	27	41	8	0	2	15	6	0	41	2	3	.216	.263	.328	.591	136	3	0	2	4	4					
Hicklen, Brewer	107	362	70	88	157	15	3	16	57	52	0	132	40	4	.243	.346	.434	.780	424	2	2	6	6	3					
Jones, Travis	37	120	20	27	44	4	2	3	14	24	0	38	4	1	.225	.363	.367	.730	146	0	0	2	4	1					
Martin, Rudy	43	129	31	41	63	7	0	5	31	28	0	38	10	4	.318	.450	.488	.938	165	5	0	3	1	3					
Matias, Seuly	23	83	14	16	41	4	0	7	14	8	0	35	2	0	.193	.280	.494	.774	93	0	0	2	1	3					
Melendez, MJ	79	298	58	85	187	18	0	28	65	43	0	76	2	4	.285	.372	.628	.999	347	0	5	1	3	10					
Merrell, Kevin	41	119	15	22	36	5	0	3	9	13	0	39	5	0	.185	.271	.303	.573	135	2	0	1	3	4					
Mondesí, Adalberto	5	14	1	3	6	0	0	1	3	1	0	4	0	0	.214	.267	.429	.695	15	0	0	0	0	0					
Pasquantino, Vinnie	55	200	35	62	112	17	0	11	42	31	3	26	2	0	.310	.405	.560	.965	237	0	3	3	3	4					
Perkins, Blake	72	238	33	48	79	8	1	7	30	40	0	81	9	2	.202	.319	.332	.651	280	1	0	1	2	2					
Pratto, Nick	61	221	44	60	126	13	4	15	43	46	1	80	7	5	.271	.404	.570	.974	275	0	3	5	1	1					
Rivera, Emmanuel	4	15	1	4	4	0	0	0	1	2	0	4	0	0	.267	.333	.267	.600	18	0	1	0	1	0					
Stupienski, Gavin	1	1	0	0	0	0	0	0	0	0	0	0	0	0	.000	.000	.000	.000	1	0	0	0	0	0					
Viloria, Melbrys	31	109	18	28	42	5	0	3	13	18	0	32	1	1	.257	.369	.385	.755	130	0	1	2	5	0					
Witt Jr., Bobby	61	244	44	72	139	11	4	16	51	25	0	67	14	8	.295	.369	.570	.939	279	0	4	6	1	4					
NWA TOTALS	119	3932	668	1012	1741	181	25	166	619	488	4	1076	164	60	.257	.347	.443	.790	4540	23	31	66	67	90					

BOLD = Team Leader

2021 PITCHING STATISTICS																											
PLAYERS	W	L	ERA	G	GS	CG	SHO	GF	HLD	SV	SVO	IP	H	R	ER	HR	HR	BB	BB	IBB	SO	AVG	WHIP	WP	BK	GDP	TBF
Adams, Derrick	2	3	8.40	22	3	0	0	2	1	0	0	50.1	72	52	47	10	4	34	0	47	.326	2.11	5	1	3	262	
Bewley, Brhet	0	0	45.00	1	0	0	0	1	0	0	0	1.0	5	5	5	2	0	0	0	0	.625	5.00	0	0	0	0	8
Bolaños, Ronald	0	0	7.11	3	3	0	0	0	0	0	0	6.1	7	6	5	2	0	8	0	7	.280	2.37	0	0	1	33	
Bowlan, Jonathan	2	0	1.59	4	4	0	0	0	0	0	0	17.0	13	3	3	0	0	3	0	25	.206	0.94	0	0	0	66	
Capps, Holden	3	2	7.48	12	0	0	0	2	0	0	1	21.2	41	20	18	2	2	9	0	19	.406	2.31	1	0	3	113	
Coleman, Dylan	1	1	2.92	18	0	0	0	14	1	4	6	24.2	19	8	8	2	0	5	0	37	.211	0.97	2	0	3	95	
Cox, Austin	4	1	3.00	15	15	1	0	0	0	0	0	63.0	54	23	21	8	0	25	0	56	.232	1.25	5	0	4	260	
Cuas, Jose	3	1	1.95	22	0	0	0	12	1	3	3	32.1	31	11	7	1	2	7	0	32	.252	1.18	0	0	4	133	
Davila, Garrett	0	0	6.91	7	0	0	0	0	1	0	0	14.1	13	12	11	2	0	8	0	12	.245	1.47	3	0	2	61	
Del Rosario, Yefri	2	4	5.99	26	11	0	0	1	2	0	0	70.2	79	51	47	12	6	35	0	78	.280	1.61	9	2	4	325	
Dye, Josh	4	2	2.52	38	0	0	0	24	1	9	9	60.2	53	19	17	5	1	18	2	68	.231	1.17	3	0	4	250	
Eldred, C.J.	2	0	4.35	4	1	0	0	1	0	0	0	10.1	10	6	5	1	0	4	0	12	.256	1.35	0	0	0	45	
Garcia, Robert	4	3	5.63	33	0	0	0	8	2	1	1	48.0	49	31	30	7	2	23	1	60	.259	1.50	3	2	2	216	
Gray, Peyton	1	2	6.28	8	0	0	0	4	0	0	0	14.1	16	12	10	3	0	8	0	22	.271	1.67	1	0	0	67	
Griffin, Foster	0	2	3.55	3	3	0	0	0	0	0	0	12.2	12	5	5	0	1	2	0	13	.255	1.11	1	0	0	51	
Heasley, Jonathan	7	3	3.33	22	21	1	1	0	0	0	0	105.1	95	42	39	18	7	34	0	120	.244	1.22	4	0	7	433	
Marsh, Alec	1	3	4.97	6	6	0	0	0	0	0	0	25.1	20	14	14	4	1	13	0	42	.217	1.30	1	0	2	106	
Martinez, Marcelo	1	2	5.08	7	7	0	0	0	0	0	0	28.1	21	16	16	7	0	11	0	33	.286	1.13	0	0	1	115	
Núñez, Andres	6	3	2.94	30	0	0	0	13	2	4	8	52.0	46	21	17	5	8	15	0	58	.234	1.17	1	0	2	220	
Parrish, Drew	5	4	3.36	18	17	1	1	0	0	0	0	83.0	65	34	31	8	4	25	0	95	.215	1.08	5	0	6	336	
Sanabria, Carlos	3	0	2.61	20	0	0	0	6	5	2	3	31.0	14	10	9	4	5	18	0	30	.132	1.03	3	0	1	130	
Snider, Collin	2	1	2.97	27	0	0	0	17	5	3	4	36.1	32	12	12	1	3	14	0	41	.241	1.27	4	0	4	152	
Sotillet, Andres	1	2	4.94	21	0	0	0	7	0	0	1	31.0	29	18	17	4	2	13	1	32	.240	1.35	2	0	3	136	
Tillo, Daniel	0	3	4.63	17	2	0	0	1	4	0	0	23.1	21	12	12	1	1	15	0	22	.244	1.54	6	0	3	102	
Watson, Nolan	5	3	5.80	25	6	0	0	1	1	0	0	68.1	86	46	44	12	5	31	0	41	.315	1.71	4	0	8	314	
Woods Jr., Stephen	5	7	7.42	22	7	0	0	2	2	1	2	47.1	59	44	39	5	1	45	0	48	.307	2.20	9	0	6	239	
Zerpa, Angel	0	3	5.96	13	13	0	0	0	0	0	0	45.1	51	30	30	7	1	19	0	54	.287	1.54	8	1	3	200	
NWA TOTALS	64	55	4.56	119	119	3	8	116	28	27	40	1024.0	1013	563	519	133	56	442	4	1104	.257	1.42	80	6	76	4468	

BOLD = Team Leader

ABOUT THE  
NATURALS

2022 NWA  
NATURALS

2021 SEASON  
IN REVIEW

CLUB  
HISTORY

NATURALS  
RECORDS

LEAGUE  
OPPONENTS

GENERAL  
INFORMATION

# 2021 HIGHS AND LOWS

## TEAM HIGHS

LONGEST WIN STREAK	5 Games	June 29 - July 2
LONGEST LOSING STREAK	4 Games (4x)	Most recently: July 18 - July 22
LONGEST HOME WINNING STREAK	4 Games	August 14 - August 15, August 24
LONGEST HOME LOSING STREAK	7 Games	May 13 - May 16, May 25 - May 28
LONGEST ROAD WINNING STREAK	6 Games	June 20, June 29 - July 2
LONGEST ROAD LOSING STREAK	5 Games	July 10 - 11, July 20-22
LARGEST MARGIN OF VICTORY	17 Runs *	August 24 vs. Springfield, 18-1 W
LARGEST MARGIN OF DEFEAT	15 Runs	July 25 @ Tulsa, 23-8 L
LONGEST GAME, INNINGS	12	September 2 vs. Corpus Christi, W, 4-3 (12)
LONGEST GAME, TIME	4:17	September 17 vs. Springfield, 13-12 (11)
LONGEST 9-INNING GAME, TIME	4:07 *	June 29 @ Springfield, 19-4 W
SHORTEST 9-INNING GAME, TIME	2:20	May 18 @ Springfield, 2-1 W
SHORTEST GAME, TIME	1:33, 7 innings	August 14 - Game 1 vs. Frisco, 1-0 W
LARGEST COMEBACK WIN	5 Runs	Most recently: After the 4th inning, September 3 vs. Corpus Christi, W, 7-6 (10)
LARGEST MARGIN OF LEAD SURRENDERED	6 Runs	After the 2nd and 4th innings, August 8 @ Arkansas, 12-10 L
MOST ERRORS, TEAM	5	May 29 vs. San Antonio, 6-2 L
MOST ERRORS, PLAYER	2 (2x)	Brhet Bewley & MJ Melendez on May 29 vs. San Antonio, 6-2 L
LARGEST CROWD, HOME	4,691	July 16 vs. Arkansas, 8-7 W
SMALLEST CROWD, HOME	1,229	June 1 vs. Tulsa, 4-1 W
WARMEST FIRST PITCH	97°	July 25 @ Tulsa, 23-8 L
COLDEST FIRST PITCH	52°	May 11 vs. Tulsa, 5-1 W

## OFFENSIVE HIGHS

MOST RUNS SCORED, GAME	19	June 29 @ Springfield, 19-4 W
MOST RUNS SCORED, INNING	10	2nd inning, September 9 @ Wichita, 14-7 W
FEWEST HITS, GAME	2 (3x)	Most recently: September 12 @ Wichita, 6-2 L
MOST HITS, GAME	20	August 24 vs. Springfield, 18-1 W
MOST DOUBLES, GAME	5 (3x)	Most recently: July 31 vs. Wichita, 8-4 W
MOST TRIPLES, GAME	2 (2x)	Most recently: July 7 @ Wichita, 8-5 W
MOST HOME RUNS, GAME	7 ^	May 30 vs. San Antonio, 12-2 W
MOST RBI, GAME	18	August 24 vs. Springfield, 18-1 W
MOST RUNNERS LOB, GAME	16	June 29 @ Springfield, 19-4 W
MOST TOTAL BASES, GAME	37 (3x)	August 24 vs. Springfield, 18-1 W
MOST WALKS, GAME	14 *	May 8 @ Arkansas, 6-3 W
MOST STRIKEOUTS, GAME	16	May 6 @ Arkansas, 4-2 L
FEWEST STRIKEOUTS, GAME	4 (4x)	Most recently: August 27 - Game 2 vs. Springfield, 4-1 W (7)
MOST STOLEN BASES, GAME	6 (3x)	August 8 @ Arkansas, 12-10 L
MOST HIT BY PITCHES	6 *	June 29 @ Springfield, 19-4 W

## INDIVIDUAL OFFENSIVE HIGHS

MOST RUNS, GAME	4, Nick Pratto ^	May 21 @ Springfield, 15-5 W
MOST HITS, GAME	5, Dairon Blanco	July 13 vs. Arkansas, 9-5 W
MOST DOUBLES, GAME	2 (8x)	Most recently: Vinnie Pasquantino, September 3 vs. Corpus Christi, W, 7-6 (10)
MOST HOME RUNS, GAME	3 (2x) ^	Most recently: Bobby Witt Jr., May 30 vs. San Antonio, 12-2 W
MOST RBI, GAME	6, Nick Pratto	May 21 @ Springfield, 15-5 W
MOST WALKS, GAME	4, Travis Jones ^	June 29 @ Springfield, 19-4 W
MOST STRIKEOUTS, GAME	5, Dairon Blanco ^	May 12 vs. Tulsa, 9-2 W
MOST STOLEN BASES, GAME	3 (4x)	Most recently: Brewer Hicklen, August 12 vs. Frisco, 3-2 L
MOST HIT BY PITCHES, GAME	3, Dairon Blanco ^	June 29 @ Springfield, 19-4 W

## PITCHING HIGHS

MOST RUNS ALLOWED, GAME	23	July 25 @ Tulsa, 23-8 L
MOST RUNS ALLOWED, INNING	7	2nd inning, July 25 @ Tulsa, 23-8 L
FEWEST HITS ALLOWED, GAME	1	May 28 vs. San Antonio, 6-0 W
MOST HITS ALLOWED, GAME	23	July 27 vs. Wichita, 18-8 L
FEWEST STRIKEOUTS, GAME	3	May 7 @ Arkansas, 4-0 L in 5 innings
MOST STRIKEOUTS, GAME	17	May 5 @ Arkansas, 3-0 W
MOST WALKS ALLOWED, GAME	12	August 1 vs. Wichita, 11-10 L
MOST HOME RUNS ALLOWED, GAME	5 (2x)	Most recently: July 7 @ Wichita, 10-9 W

## INDIVIDUAL PITCHING HIGHS

MOST RUNS ALLOWED, GAME	8, Angel Zerpa	June 27 vs. Arkansas, 11-10 L
FEWEST HITS ALLOWED, GAME (STARTER)	0 (3x)	Most recently: Angel Zerpa in 2.0 innings, August 27 vs. Springfield, 4-1 W (7)
MOST HITS ALLOWED, GAME	10, Stephen Woods Jr.	June 18 @ San Antonio, 14-6 L
MOST HOME RUNS ALLOWED, GAME	3 (3x)	Most recently: Jonathan Heasley, July 20 @ Tulsa, 9-8 L
MOST STRIKEOUTS	11, Alec Marsh	May 14 vs. Tulsa, 4-2 L
MOST WALKS ALLOWED, GAME	5 (5x)	Most recently: Drew Parrish, August 21 @ Tulsa, 4-1 L
MOST INNINGS PITCHED, STARTER	7.0 (4x)	Most recently: Drew Parrish, August 27 - Game 1 vs. Springfield, 8-0 W (7)
MOST PITCHES THROWN, STARTER	93, Austin Cox	August 4 - Game 2 @ Arkansas, 5-1 W (7)
MOST INNINGS PITCHED, RELIEVER	5.0, Jonathan Heasley	June 15 @ San Antonio, 5-3 L
MOST PITCHES THROWN, RELIEVER	78, Jonathan Heasley	June 15 @ San Antonio, 5-3 L

^ Indicates All-Time Naturals Record Tied

\* Indicates All-Time Naturals Record Set

2021 MISCELLANEOUS STATISTICS

	HOME		ROAD		TOTALS	
	W	L	W	L	W	L
Shutouts	6	0	2	3	8	3
SHO - Individual	2	0	0	0	2	0
Extra Innings	2	3	2	1	4	4
One-Run Decisions	8	8	8	7	16	15
Two-Run Decisions	5	7	0	7	5	14
vs. LH Starters	11	7	10	7	21	14
vs. RH Starters	21	21	23	20	43	41
Day Games	5	4	2	5	7	9
Night Games	26	24	31	22	57	46

	HOME		ROAD		TOTALS	
	W	L	W	L	W	L
vs. Double-A Central - North Division	22	20	27	21	49	41
vs. Arkansas Travelers	6	6	7	5	13	11
vs. Springfield Cardinals	8	4	9	3	17	7
vs. Tulsa Drillers	5	7	4	8	9	15
vs. Wichita Wind Surge	3	3	7	5	10	8
vs. Double-A Central - South Division	9	8	6	6	15	14
vs. Corpus Christi Hooks	4	2	0	0	4	2
vs. Frisco RoughRiders	3	2	3	3	6	5
vs. San Antonio Missions	2	4	3	3	5	7
OVERALL Totals	31	28	33	27	64	55

	NWA	OPP.		Won	Lost
Double Plays	90	82	Starters	21	31
Triple Plays	0	0	Relievers	43	24
Left On Base	824	844	Streaks	5	4
Solo HR	95	79			
Two-Run HR	44	36			
Three-Run HR	21	11			
Grand Slam HR	6	7			
Home Runs (Home)	88	65			
Home Runs (Away)	78	68			

2021 ROYALS MINOR LEAGUE AWARD WINNERS

**Omaha (Triple-A) Player of the Year:** Bobby Witt Jr. (SS)  
**Omaha (Triple-A) Pitcher of the Year:** Jackson Kowar (RHP)

**Northwest Arkansas (Double-A) Player of the Year:** MJ Melendez (C)  
**Northwest Arkansas (Double-A) Pitcher of the Year:** Jonathan Heasley (RHP)

**Quad Cities (High-A) Player of the Year:** Vinnie Pasquantino (1B)  
**Quad Cities (High-A) Pitcher of the Year:** Anthony Veneziano (LHP)

**Columbia (Low-A) Player of the Year:** Maikel Garcia (SS)  
**Columbia (Low-A) Pitcher of the Year:** Emillio Marquez (LHP)

**Surprise (Rookie) Players of the Year:** Guillermo Quinta (C) & Lizandro Rodriguez (INF)  
**Surprise (Rookie) Pitchers of the Year:** Heribert Garcia (RHP) & Jose Catano (LHP)

**Dominican (Rookie) Player of the Year:** Yeudi Advincola (INF)  
**Dominican (Rookie) Pitcher of the Year:** Fraicy Breton (LHP)

**George Brett Award** (Organization's top position player): Bobby Witt Jr.  
**Paul Splitterff Award** (Organization's top pitcher): Jackson Kowar  
**Frank White Award** (Organization's top defensive player): Nick Pratto  
**Willie Wilson Award** (Top baserunner in the organization): Tyler Tolbert  
**Mike Sweeney Award** (Player who best represents the organization on and off the field): Vinnie Pasquantino  
**Dick Howser Award** (Outstanding player development employee): Mitch Stetter  
**Matt Minker Award** (Outstanding minor league affiliate employee): Dave Heller  
**Art Stewart Award** (Organization's most outstanding scout): Keith Connolly  
**Carlos Fortuna Award** (Player dedicated to improving his English, work ethic and conduct): Adrian Alcantara

ABOUT THE  
NATURALS

2022 NWA  
NATURALS

2021 SEASON  
IN REVIEW

CLUB  
HISTORY

NATURALS  
RECORDS

LEAGUE  
OPPONENTS

GENERAL  
INFORMATION

# 2021 GAMES SUMMARY

## HOME/AWAY

Home Games.....	31-28
Away Games.....	33-27

## MONTH

May.....	11-11
June.....	15-12
July.....	14-13
August.....	14-12
September.....	10-7

## OPPONENT

vs. Amarillo.....	
vs. Arkansas.....	13-11
vs. Corpus Christi.....	4-2
vs. Frisco.....	6-5
vs. Midland.....	
vs. San Antonio.....	5-7
vs. Springfield.....	17-7
vs. Tulsa.....	9-15
vs. Wichita.....	10-8

## DAY OF THE WEEK

on Tuesday.....	11-8
on Wednesday.....	12-11
on Thursday.....	8-9
on Friday.....	12-9
on Saturday.....	13-7
on Sunday.....	8-12

## SCORING

1-Run Games.....	16-15
2-Run Games.....	5-14
3-4-Run Games.....	21-16
5+ Run Games.....	22-10

Extra Innings.....	5-4
Shutouts.....	8-3

Scoring 0-2 Runs.....	4-23
3-5 Runs.....	22-18
6-9 Runs.....	24-10
10+ Runs.....	14-4

Opponent 0-2 Runs.....	35-0
3-5 Runs.....	24-23
6-9 Runs.....	5-21
10+ Runs.....	0-11

Scored in 1st Inning.....	25-16
Opponent scored in 1st.....	18-23
Scores first.....	43-21
Opponent scores first.....	21-34

## HITTING

Naturals 0-5 hits.....	6-16
6-9 hits.....	29-26
10+ hits.....	28-13

Opponent 0-5 hits.....	29-5
6-9 hits.....	20-19
10+ hits.....	14-31

Hit 0 home runs.....	10-19
1 home run.....	23-19
2+ home runs.....	31-17

Opponent hit 0 home runs.....	33-12
1 home run.....	19-17
2+ home runs.....	11-26

Out-hit opponent.....	43-12
Out-hit by opponent.....	14-40
Hits are tied.....	7-3

Leave 0-5 runners on base.....	21-15
6-9 on base.....	31-30
10+ on base.....	12-10

## FIELDING

Made 0 errors.....	32-21
1 error.....	24-20
2+ errors.....	7-14

Opponent made 0 errors.....	25-19
1 error.....	24-21
2+ errors.....	15-15

SCORE BY INNINGS (REGULAR SEASON)	1	2	3	4	5	6	7	8	9	10+	TOTAL
Naturals	90	78	97	80	77	66	60	75	36	9	668
Opponents	70	90	65	66	68	65	58	50	20	11	563
<b>Difference</b>	<b>20</b>	<b>-12</b>	<b>32</b>	<b>14</b>	<b>9</b>	<b>1</b>	<b>2</b>	<b>25</b>	<b>16</b>	<b>-2</b>	<b>105</b>

SCORE BY INNINGS IN PLAYOFFS	1	2	3	4	5	6	7	8	9	10+	TOTAL
Naturals	0	1	3	8	0	2	2	2	0	0	18
Wind Surge	0	2	1	2	1	1	0	0	1	0	8
<b>Playoffs Difference</b>	<b>0</b>	<b>-1</b>	<b>2</b>	<b>6</b>	<b>-1</b>	<b>1</b>	<b>2</b>	<b>2</b>	<b>-1</b>	<b>0</b>	<b>10</b>

MULTI-RUN INNINGS	2	3	4	5	6	7	8	9	10+	TOTAL
Naturals	88	38	18	10	5	3	1	1	1	165
Opponents	76	36	14	10	3	1	-	-	-	140

## AFTER-INNING RECORDS

	LEADING	TRAILING	TIED
<b>AFTER 1 INNING</b>	24-9	14-17	24-31
<b>AFTER 2 INNINGS</b>	32-8	15-30	16-18
<b>AFTER 3 INNINGS</b>	40-12	9-35	14-9
<b>AFTER 4 INNINGS</b>	43-10	7-37	13-10
<b>AFTER 5 INNINGS</b>	47-8	5-38	11-9
<b>AFTER 6 INNINGS</b>	51-5	4-41	9-8
<b>AFTER 7 INNINGS</b>	44-3	1-44	7-5
<b>AFTER 8 INNINGS</b>	48-0	0-46	5-4

## RECORD BY RUNS SCORED/ALLOWED

RUNS	0	1	2	3	4	5	6	7	8	9	10	11+
<b>SCORED</b>	0-3	3-4	1-15	5-10	9-5	8-4	4-3	11-4	5-3	6-0	6-3	8-1
<b>ALLOWED</b>	8-0	14-0	13-0	8-4	9-9	7-10	2-7	2-6	0-3	1-5	0-4	0-7

## RECORD BY MARGIN OF VICTORY/DEFEAT

1 Run	2 Runs	3 Runs	4 Runs	5 Runs	6 Runs	7 Runs	8 Runs	9 Runs	10+ Runs
16-15	5-14	13-8	8-8	4-1	2-2	5-3	3-2	1-0	7-2

## 2021 WALK-OFF TRACKER

GM # - DATE	FINAL (INN.)	PLAYER	WINNING RUN	PITCHER	HOW
13 - 5/19/21 @ SPR	L, 8-7 (9)	N. Gorman	N. Gorman	D. Coleman	3-Run Home Run
93 - 8/20/21 @ TUL	L, 7-6 (10)	M. Busch	J. Amaya	J. Dye	RBI Single
104 - 9/2/21 vs. CC	W, 4-3 (12)	C. Dungan	B. Perkins	M. Horrell	RBI Single (RF)
105 - 9/3/21 vs. CC	W, 7-6 (10)	J. Govern	B. Hicklen	F. Tejada	RBI Single (LF)

*Bold Indicates Naturals Walk-off*

## NATURALS EJECTIONS

DATE	INNING	WHO	WHY	UMPIRE
6/8 @ Frisco	▼ 9	Scott Thorman (Manager)	Balls/Strikes	Chris Presley-Murphy (HP)
9/4 vs. Corpus Christi	▼ 7	Meibrys Vilorio (Catcher)	Balls/Strikes	Ty Krauss (HP)

2021 LONG BALL LOG

HOME RUN BREAKDOWN (REGULAR SEASON)																	
PLAYER	2021 TOTAL	HOME	ROAD	RHP	LHP	OUTS			RUNNERS ON				DIRECTION				
						0	1	2	0	1	2	3	LF	LCF	CF	RCF	RF
MJ Melendez	28	9	19	21	7	11	8	9	19	7	2	-	3	2	2	8	13
Brewer Hicklen	16	8	8	12	4	4	7	5	10	2	3	1	5	6	1	1	3
Bobby Witt Jr.	16	11	5	8	8	6	5	5	10	4	2	-	4	4	5	1	2
Nick Pratto	15	6	9	9	6	7	3	5	10	2	3	-	2	1	1	3	8
Vinnie Pasquantino	11	9	2	10	1	6	-	5	4	5	2	-	1	-	2	3	5
Freddy Fermin	10	7	3	7	3	3	4	3	5	3	1	1	6	2	1	1	-
Clay Dungan	9	3	6	7	2	5	1	3	8	-	1	-	-	-	-	3	6
Dairon Blanco	9	5	4	7	2	3	3	3	2	6	1	-	4	3	1	1	-
Seuly Matias	7	6	1	5	2	3	1	3	4	2	1	-	2	-	-	3	2
Blake Perkins	7	5	2	5	2	4	-	3	2	2	1	2	1	3	-	2	1
Brhet Bewley	6	2	4	4	2	2	2	2	3	2	-	1	1	2	1	2	-
Jimmy Govern	6	5	1	5	1	1	3	2	4	2	-	-	4	2	-	-	-
Dennicher Carrasco	5	2	3	4	1	1	2	2	4	1	-	-	3	1	1	-	-
Rudy Martin	5	4	1	4	1	3	1	1	1	1	2	1	-	-	1	1	3
Meibrys Viloria	3	1	2	1	2	2	-	1	1	2	-	-	1	-	1	-	1
Kevin Merrell	3	1	2	1	2	1	2	-	3	-	-	-	1	-	-	2	-
Travis Jones	3	2	1	3	-	-	1	2	1	2	-	-	2	-	-	1	-
Jeison Guzmán	2	1	1	2	-	1	1	-	1	1	-	-	-	-	-	-	2
Tyler Copley	2	-	2	2	-	-	2	-	1	-	1	-	1	1	-	-	-
Austin Dennis	1	-	1	1	-	-	1	-	1	-	-	-	-	-	-	-	1
Adalberto Mondesi	1	1	-	1	-	-	1	-	-	-	1	-	-	-	-	-	1
Angelo Castellano	1	-	1	-	1	-	1	-	1	-	-	-	1	-	-	-	-
166		88	78	119	47	63	49	54	95	44	21	6	42	27	17	32	48

INNING DISTRIBUTION										
1st	2nd	3rd	4th	5th	6th	7th	8th	9th	10th	11th
27	19	29	24	21	13	11	14	6	1	1

BACK-TO-BACK HOMERS (10)	
PLAYERS	DATE/OPPONENT (INN.)
Pratto & Melendez	May 21 Springfield (3rd)
Witt Jr. & Pratto	May 21 @ Springfield (9th)
Witt Jr. & Pratto	May 29 vs. San Antonio (9th)
<b>Witt Jr., Pratto &amp; Melendez</b>	<b>May 30 vs. San Antonio (3rd)</b>
Jones & Martin	June 4 vs. Tulsa (5th)
Pratto & Melendez	June 13 @ Frisco (7th)
Carrasco & Bewley	July 1 @ Springfield (7th)
Witt Jr. & Pratto	July 14 vs. Arkansas (3rd)
Pasquantino & Fermin	July 28 vs. Wichita (6th)
Fermin & Hicklen	Aug. 24 vs. Springfield (2nd)

2-HOMER GAMES (8)	
PLAYER (CAREER NO.)	DATE/OPPONENT
MJ Melendez (3)	May 4 @ Arkansas
MJ Melendez (4)	May 23 @ Springfield
Brewer Hicklen (3)	July 23 @ Tulsa
MJ Melendez (5)	July 24 @ Tulsa
Vinnie Pasquantino (4)	July 28 vs. Wichita
MJ Melendez (6)	August 4 @ Arkansas
Brewer Hicklen (4)	August 24 vs. Springfield
Seuly Matias (8)	September 18 vs. Springfield

INSIDE-THE PARK HOMERS (2)	
PLAYER (CAREER NO.)	DATE/OPPONENT (INN.)
Dairon Blanco (1)	June 30 @ Springfield (4th)
Brewer Hicklen (1)	July 15 vs. Arkansas (8th)

3-HOMER GAMES (2)	
PLAYER (CAREER NO.)	DATE/OPPONENT
Nick Pratto (1)	May 21 @ Springfield
Bobby Witt Jr. (1)	May 30 vs. San Antonio

LEADOFF HOMERS (5)	
PLAYER (CAREER NO.)	DATE/OPPONENT
Clay Dungan (2)	May 12 vs. Tulsa
Blake Perkins (3)	June 10 @ Frisco
Clay Dungan (3)	June 16 @ San Antonio
Clay Dungan (4)	July 18 vs. Arkansas
Clay Dungan (5)	July 24 @ Tulsa

GRAND SLAMS (6)	
PLAYER (CAREER NO.)	DATE/OPPONENT (INN.)
Rudy Martin (1)	May 11 vs. Tulsa (8th)
Freddy Fermin (1)	July 2 @ Springfield (6th)
Brhet Bewley (1)	July 20 @ Tulsa (1st)
Blake Perkins (1)	July 29 vs. Wichita (5th)
Blake Perkins (2)	August 1 vs. Wichita (5th)
Brewer Hicklen (3)	September 9 @ Wichita (2nd)

ABOUT THE  
NATURALS

2022 NWA  
NATURALS

2021 SEASON  
IN REVIEW

CLUB  
HISTORY

NATURALS  
RECORDS

LEAGUE  
OPPONENTS

GENERAL  
INFORMATION



# 2021 STARTER SUMMARY

		POSITION										BATING ORDER									
PLAYER	GS	C	1B	2B	3B	SS	LF	CF	RF	OF	DH	1ST	2ND	3RD	4TH	5TH	6TH	7TH	8TH	9TH	
Clay Dungan	107		70	2	32						3	104		1		2					
Brewer Hicklen	103						61	3	35	99	4		1		5	10	45	33	7	2	
MJ Melendez	79	52									27			20	48	9	2				
Dairon Blanco	77						21	56		77		4	19		5	15	6	15	12	1	
Freddy Fermin	73	32									41				6	30	29	7	1		
Blake Perkins	70						48	22	70			2	4				8	22	26	8	
Bobby Witt Jr.	61			8	50						3	1	56	4							
Nick Pratto	61	61												57	4						
Brhet Bewley	54		21	23			5			5	5		1			5	10	12	15	11	
Vinnie Pasquantino	54	53									1			37	17						
Jimmy Govern	43		3	40												1	5	7	14	16	
Rudy Martin	42						3	7	30	40	2	4								38	
Dennicher Carrasco	40		3		29						8					8	6	11	10	5	
Travis Jones	36		2		5		13		9	22	7				2	16	2	4	11	1	
Kevin Merrell	34			19	2	3	9		1	10		1				1	2	6	9	15	
Jeison Guzmán	32					27		5		5		3	29								
Meibrys Viloria	31	21									10				31						
Seuly Matias	23								21	21	2				1	22					
Tyler Cropley	19	14									5								10	9	
Austin Dennis	12			6		1	4		1	5										12	
Angelo Castellano	11				6	2	3			3							4	2	4	1	
Adalberto Mondesi	5					4					1		5								
Emmanuel Rivera	4				4								4								

Catcher Pitching Stats																							
Catchers	W	L	ERA	GS	SV	IP	H	R	ER	HR	HB	BB	SO	WHIP	AVG	WP	GDP	TBF	SB	CS	ATT	%CS	PB
MJ Melendez	29	23	4.84	52	14	444.1	413	239	215	55	24	210	497	1.40	.246	42	31	1,930	34	17	51	33.3%	3
Freddy Fermin	16	16	5.12	32	6	267.0	257	152	144	38	17	119	291	1.41	.251	19	22	1,170	17	7	24	29.2%	3
Meibrys Viloria	11	10	4.11	21	5	181.2	198	83	71	18	8	54	175	1.39	.254	13	13	780	7	6	13	46.2%	0
Tyler Cropley	8	6	6.11	14	3	131.0	144	89	87	22	7	59	141	1.55	.280	6	10	588	7	5	12	41.7%	0

# 2021 NATURALS TRANSACTIONS

## 2021 NATURALS OPENING DAY ROSTER - May 4 @ Arkansas Travelers (Seattle Mariners)

**Pitchers (13):** Derrick Adams (LHP), Jonathan Bowlan, Dylan Coleman, Yefri Del Rosario, Josh Dye (LHP), Peyton Gray, Jonathan Heasley, Alec Marsh, Marcelo Martínez (LHP), Andrés Núñez, Carlos Sanabria, Collin Snider, Stephen Woods Jr.

**Catchers (2):** Tyler Cropley, MJ Melendez (L)

**Infielders (6):** Brhet Bewley, Dennicher Carrasco, Angelo Castellano, Clay Dungan (L), Nick Pratto (L), Bobby Witt Jr.

**Outfielders (4):** Dairon Blanco, Brewer Hicklen, Travis Jones, Rudy Martin (L)

**May 3:** C Freddy Fermin transferred from Northwest Arkansas to Triple-A, Omaha

**May 7:** RHP Collin Snider transferred from Northwest Arkansas to Triple-A, Omaha

**May 9:** C Gavin Stupienski activated

**May 13:** INF Adalberto Mondesi to Northwest Arkansas for Major League rehab assignment

**May 18:** LHP Robert García activated

**May 21:** INF Adalberto Mondesi concludes Major League rehab assignment

**May 25:** RHP Nolan Watson transferred to Northwest Arkansas from Advanced-A, Quad Cities... C Freddy Fermin transferred to Northwest Arkansas from Triple-A, Omaha... C Gavin Stupienski transferred from Northwest Arkansas to Advanced-A, Quad Cities

**May 26:** LHP Austin Cox activated

**May 30:** INF Angelo Castellano transferred from Northwest Arkansas to Triple-A, Omaha

**June 2:** RHP Jonathan Bowlan placed on 60-Day Injured List

**June 6:** OF Blake Perkins activated

**June 8:** RHP Collin Snider transferred to Northwest Arkansas from Triple-A, Omaha

**June 10:** LHP Drew Parrish reinstated from Temporary Inactive List and transferred to Northwest Arkansas from Advanced-A, Quad Cities... RHP Peyton Gray transferred to Advanced-A, Quad Cities from Northwest Arkansas.

**June 15:** LHP Marcelo Martínez transferred from Northwest Arkansas to Triple-A, Omaha.

**June 22:** LHP Angel Zepa transferred to Northwest Arkansas from Advanced-A, Quad Cities... INF Kevin Merrell reinstated from Injured List and transferred to Northwest Arkansas from Triple-A, Omaha.

**June 30:** OF Rudy Martin transferred from Northwest Arkansas to Triple-A, Omaha, Alec Marsh placed on Development List.

**July 3:** OF Travis Jones transferred from Northwest Arkansas to Triple-A, Omaha

**July 6:** RHP Dylan Coleman transferred from Northwest Arkansas to Triple-A, Omaha ... RHP Andrés Sotillet transferred to Northwest Arkansas from Triple-A, Omaha

**July 10:** RHP Jose Cuas transferred to Northwest Arkansas from Arizona Complex League Royals

**July 20:** INF Nick Pratto transferred from Northwest Arkansas to Triple-A, Omaha ... INF Bobby Witt Jr. transferred from Northwest Arkansas to Triple-A, Omaha ... INF Jimmy Govern transferred to Northwest Arkansas from Triple-A, Omaha ... INF Vinnie Pasquantino transferred to Northwest Arkansas from Advanced-A, Quad Cities.

**July 21:** RHP Carlos Sanabria transferred from Northwest Arkansas to Triple-A, Omaha ... INF Austin Dennis transferred to Northwest Arkansas from Low-A Columbia ... INF Kevin Merrell placed on Injured List

**July 25:** RHP Andrés Núñez transferred from Northwest Arkansas to Triple-A, Omaha

**July 27:** INF Emmanuel Rivera transferred to Northwest Arkansas for Major League rehab assignment ... INF Kevin Merrell reinstated from Injured List ... RHP Alec Marsh placed on Injured List from Development List.

**July 28:** LHP Foster Griffin reinstated from Injured List and transferred to Northwest Arkansas from Triple-A, Omaha

**July 31:** INF Jimmy Govern transferred from Northwest Arkansas to Triple-A, Omaha

**August 3:** INF Jimmy Govern transferred to Northwest Arkansas from Triple-A, Omaha ... INF Emmanuel Rivera's rehab assignment transferred to Triple-A, Omaha.

**August 4:** LHP Holden Capps transferred to Northwest Arkansas from Advanced-A, Quad Cities.

**August 5:** LHP Daniel Tillo transferred to Northwest Arkansas for Major League rehab assignment.

**August 9:** C MJ Melendez transferred from Northwest Arkansas to Triple-A, Omaha ... LHP Daniel Tillo optioned to Northwest Arkansas from the Kansas City Royals ... INF Brhet Bewley placed on Injured List ... RHP Stephen Woods Jr. placed on Injured List.

**August 10:** C Nate Esposito transferred to Northwest Arkansas from Triple-A, Omaha ... LHP Angel Zepa placed on Injured List

**August 11:** C Nate Esposito transferred from Northwest Arkansas to Triple-A, Omaha ... C Meibrys Vilorio transferred to Northwest Arkansas from Triple-A, Omaha

**August 12:** INF Dennicher Carrasco released... INF Jeison Guzmán reinstated from Temporary Inactive List and transferred to Northwest Arkansas from Advanced-A, Quad Cities.

**August 17:** OF Dairon Blanco transferred from Northwest Arkansas to Triple-A, Omaha ... OF Seuly Matias transferred to Northwest Arkansas from Advanced-A, Quad Cities ... LHP Angel Zepa activated from Injured List

**August 18:** LHP Foster Griffin transferred from Northwest Arkansas to Triple-A, Omaha

**August 20:** RHP Ronald Bolaños transferred to Northwest Arkansas from Arizona Complex League to continue MLB Rehab Assignment

**August 21:** RHP Andrés Núñez transferred to Northwest Arkansas from Triple-A, Omaha

**August 22:** LHP Derrick Adams released

**August 24:** RHP Collin Snider transferred from Northwest Arkansas to Triple-A, Omaha ... LHP Garrett Davila transferred to Northwest Arkansas from Advanced-A, Quad Cities

**August 31:** RHP Ronald Bolaños completes MLB Rehab Assignment ... RHP Andrés Sotillet placed on Injured List

**September 2:** RHP C.J. Eldred transferred to Northwest Arkansas from Advanced-A, Quad Cities

**September 5:** INF Brett Bewley returned from Rehab Assignment and reinstated from Injured List

**September 8:** RHP Stephen Woods Jr. reinstated from Injured List

**September 10:** RHP Andrés Núñez transferred from Northwest Arkansas to Triple-A, Omaha ... RHP Andrés Sotillet reinstated from Injured List

**September 17:** RHP Jonathan Heasley selected from Northwest Arkansas by Kansas City (MLB)

ABOUT THE  
NATURALS

2022 NWA  
NATURALS

2021 SEASON  
IN REVIEW

CLUB  
HISTORY

NATURALS  
RECORDS

LEAGUE  
OPPONENTS

GENERAL  
INFORMATION

# 2021 DOUBLE-A CENTRAL BATTING LEADERS

## GAMES PLAYED

1.	Logan Davidson.....	MID.....	119
2.	Eguy Rosario.....	SA.....	114
3.	Jacob Amaya.....	TUL.....	113
	Ryan Noda.....	TUL.....	113
5.	Aaron Whitefield.....	WCH.....	111
6.	Devin Mann.....	TUL.....	110
	Jermaine Palacios.....	WCH.....	110
8.	<b>Clay Dungan.....</b>	<b>NWA.....</b>	<b>108</b>
9.	Michael Busch.....	TUL.....	107
	<b>Brewer Hicklen.....</b>	<b>NWA.....</b>	<b>107</b>

## \* BATTING AVERAGE

1.	Miguel Vargas.....	TUL.....	.321
2.	Roy Morales.....	WCH.....	.306
3.	Donovan Casey.....	TUL.....	.296
	David Hensley.....	CC.....	.293
5.	<b>Dairon Blanco.....</b>	<b>NWA.....</b>	<b>.289</b>
6.	<b>Clay Dungan.....</b>	<b>NWA.....</b>	<b>.288</b>
7.	Corey Julks.....	CC.....	.287
8.	<b>MJ Melendez.....</b>	<b>NWA.....</b>	<b>.285</b>
9.	Alek Thomas.....	AMA.....	.283
10.	Plummer, N.....	SPR.....	.283

## \* ON-BASE PERCENTAGE

1.	Jonah Bride.....	MID.....	.407
2.	Nick Plummer.....	SPR.....	.404
3.	Miguel Vargas.....	TUL.....	.386
	Michael Busch.....	TUL.....	.386
5.	Ryan Noda.....	TUL.....	.383
6.	Roy Morales.....	WCH.....	.379
7.	Alek Thomas.....	AMA.....	.374
8.	<b>MJ Melendez.....</b>	<b>NWA.....</b>	<b>.372</b>
9.	David Hensley.....	CC.....	.369
10.	Jordan Cowan.....	ARK.....	.367

## \* SLUGGING PERCENTAGE

1.	<b>MJ Melendez.....</b>	<b>NWA.....</b>	<b>.628</b>
2.	Luken Baker.....	SPR.....	.530
3.	Miguel Vargas.....	TUL.....	.523
4.	Ryan Noda.....	TUL.....	.521
5.	Stone Garrett.....	AMA.....	.516
6.	Alek Thomas.....	AMA.....	.507
7.	Corey Julks.....	CC.....	.491
8.	Nick Plummer.....	SPR.....	.489
9.	Michael Busch.....	TUL.....	.484
10.	Bubba Thompson.....	FRI.....	.483

## \* OPS (ON-BASE PLUS SLUGGING)

1.	<b>MJ Melendez.....</b>	<b>NWA.....</b>	<b>.999</b>
2.	Miguel Vargas.....	TUL.....	.909
3.	Ryan Noda.....	TUL.....	.904
4.	Nick Plummer.....	SPR.....	.893
5.	Alek Thomas.....	AMA.....	.881
6.	Michael Busch.....	TUL.....	.870
7.	Luken Baker.....	SPR.....	.852
8.	Corey Julks.....	CC.....	.841
9.	Stone Garrett.....	AMA.....	.833
10.	Jonah Bride.....	MID.....	.831

## STOLEN BASES

1.	<b>Brewer Hicklen.....</b>	<b>NWA.....</b>	<b>40</b>
2.	Esteury Ruiz.....	SA.....	36
	Aaron Whitefield.....	WCH.....	36
4.	<b>Dairon Blanco.....</b>	<b>NWA.....</b>	<b>32</b>
5.	Eguy Rosario.....	SA.....	30
6.	<b>Clay Dungan.....</b>	<b>NWA.....</b>	<b>28</b>
7.	Bubba Thompson.....	FRI.....	25
8.	Delvin Pérez.....	SPR.....	24
9.	Stephen Wrenn.....	ARK.....	23
10.	Two (2) tied.....		21

## HITS

1.	<b>Clay Dungan.....</b>	<b>NWA.....</b>	<b>128</b>
2.	Eguy Rosario.....	SA.....	118
	Bubba Thompson.....	FRI.....	118
4.	David Hensley.....	CC.....	116
5.	Stone Garrett.....	AMA.....	114
6.	Michael Busch.....	TUL.....	109
7.	Dominic Fletcher.....	AMA.....	106
	Jermaine Palacios.....	WCH.....	106
9.	Miguel Vargas.....	TUL.....	105
10.	Delvin Pérez.....	SPR.....	103

## RUNS SCORED

1.	Michael Busch.....	TUL.....	.84
2.	<b>Clay Dungan.....</b>	<b>NWA.....</b>	<b>.74</b>
	Jake Scheiner.....	ARK.....	.74
4.	Ryan Noda.....	TUL.....	.73
	Bubba Thompson.....	FRI.....	.73
6.	<b>Brewer Hicklen.....</b>	<b>NWA.....</b>	<b>.70</b>
7.	Jermaine Palacios.....	WCH.....	.69
8.	Corey Julks.....	CC.....	.67
	Miguel Vargas.....	TUL.....	.67
10.	Two (2) tied.....		.65

## DOUBLES

1.	Eguy Rosario.....	SA.....	.31
2.	Michael Busch.....	TUL.....	.27
	Devin Mann.....	TUL.....	.27
4.	David Hensley.....	CC.....	.25
5.	Andrew Bechtold.....	WCH.....	.23
	Corey Julks.....	CC.....	.23
	Bubba Thompson.....	FRI.....	.23
8.	Logan Davidson.....	MID.....	.22
9.	Three (3) tied.....		.20

## HOME RUNS

1.	Ryan Noda.....	TUL.....	.29
2.	<b>MJ Melendez.....</b>	<b>NWA.....</b>	<b>.28</b>
3.	Luken Baker.....	SPR.....	.26
4.	Stone Garrett.....	AMA.....	.25
5.	Michael Busch.....	TUL.....	.20
	Josh Stowers.....	FRI.....	.20
7.	Jermaine Palacios.....	WCH.....	.19
8.	Andrew Bechtold.....	WCH.....	.18
	Trey Cabbage.....	WCH.....	.18
	Jake Scheiner.....	ARK.....	.18

## RUNS BATTED IN

1.	Stone Garrett.....	AMA.....	.81
2.	Ryan Noda.....	TUL.....	.78
3.	Luken Baker.....	SPR.....	.68
4.	Michael Busch.....	TUL.....	.67
5.	<b>MJ Melendez.....</b>	<b>NWA.....</b>	<b>.65</b>
6.	Iván Herrera.....	SPR.....	.63
7.	BJ Boyd.....	WCH.....	.62
	Devin Mann.....	TUL.....	.62
9.	Devin Foyle.....	MID.....	.61
	Eguy Rosario.....	SA.....	.61

## TOTAL BASES

1.	Stone Garrett.....	AMA.....	210
2.	Bubba Thompson.....	FRI.....	207
3.	Ryan Noda.....	TUL.....	200
4.	Michael Busch.....	TUL.....	198
5.	Eguy Rosario.....	SA.....	191
6.	<b>MJ Melendez.....</b>	<b>NWA.....</b>	<b>187</b>
7.	Luken Baker.....	SPR.....	184
8.	<b>Clay Dungan.....</b>	<b>NWA.....</b>	<b>180</b>
	Jermaine Palacios.....	WCH.....	180
	Jake Scheiner.....	ARK.....	180

\* Among qualifiers - min 2.7 PA/league game

# 2021 DOUBLE-A CENTRAL PITCHING LEADERS

## GAMES PITCHED

1.	Austin Briggs.....	MID.....	41
	Michael Stryffeler.....	ARK.....	41
3.	Carlos Belen.....	SA.....	39
	Nick Robertson.....	TUL.....	39
5.	<b>Josh Dye.....</b>	<b>NWA.....</b>	<b>38</b>
	Justin Hagenman.....	TUL.....	38
	Henry Henry.....	SA.....	38
	Aaron Ochsenshein.....	TUL.....	38
9.	Three (3) tied.....		37

## GAMES STARTED

1.	Austin Schuller.....	WCH.....	24
2.	Tommy Henry.....	AMA.....	23
3.	Oswaldo Hernandez.....	SA.....	22
4.	Jonathan Heasley.....	NWA.....	21
	Jared Koenig.....	MID.....	21
	Andre Pallante.....	SPR.....	21
	Domingo Robles.....	SPR.....	21
	Chris Vallmont.....	WCH.....	21
9.	Three (3) tied.....		20

## \* ERA (EARNED RUN AVERAGE)

1.	Jared Koenig.....	MID.....	3.26
2.	<b>Jonathan Heasley.....</b>	<b>NWA.....</b>	<b>3.33</b>
3.	Jordan Balazovic.....	WCH.....	3.62
4.	Brady Feigl.....	MID.....	3.96
5.	Austin Schuller.....	WCH.....	4.34
6.	Oswaldo Hernandez.....	SA.....	5.11
7.	Tommy Henry.....	AMA.....	5.21
8.	Dalton Roach.....	SPR.....	5.65

## \* OPPONENTS' AVERAGE

1.	Jared Koenig.....	MID.....	.240
2.	Brady Feigl.....	MID.....	.242
3.	<b>Jonathan Heasley.....</b>	<b>NWA.....</b>	<b>.244</b>
4.	Jordan Balazovic.....	WCH.....	.255
5.	Austin Schuller.....	WCH.....	.260
6.	Tommy Henry.....	AMA.....	.268
7.	Oswaldo Hernandez.....	SA.....	.286
8.	Dalton Roach.....	SPR.....	.291

## \* WHIP (WALKS & HITS PER INNING PITCHED)

1.	<b>Jonathan Heasley.....</b>	<b>NWA.....</b>	<b>1.22</b>
2.	Jared Koenig.....	MID.....	1.24
3.	Brady Feigl.....	MID.....	1.25
4.	Jordan Balazovic.....	WCH.....	1.40
5.	Austin Schuller.....	WCH.....	1.44
6.	Oswaldo Hernandez.....	SA.....	1.46
7.	Tommy Henry.....	AMA.....	1.46
8.	Dalton Roach.....	SPR.....	1.57

## STRIKEOUTS

1.	Tommy Henry.....	AMA.....	135
2.	Chris Vallmont.....	WCH.....	130
3.	<b>Jonathan Heasley.....</b>	<b>NWA.....</b>	<b>120</b>
4.	Dalton Roach.....	SPR.....	119
5.	Brett Daniels.....	CC.....	112
6.	Jonathan Bermudez.....	CC.....	106
	Brady Feigl.....	MID.....	106
8.	Austin Schuller.....	WCH.....	105
9.	Ryne Nelson.....	AMA.....	104
10.	Jordan Balazovic.....	WCH.....	102

\* Among qualifiers - min 0.8 IP/league game

## WINS

1.	Zach Neff.....	WCH.....	8
2.	Brady Feigl.....	MID.....	7
	Justin Hagenman.....	TUL.....	7
	<b>Jonathan Heasley.....</b>	<b>NWA.....</b>	<b>7</b>
	Jared Koenig.....	MID.....	7
	Adrian Martinez.....	SA.....	7
	Alejandro Requena.....	ARK.....	7
	Dalton Roach.....	SPR.....	7
	Guillermo Zuniga.....	TUL.....	7
10.	Six (6) tied.....		6

## LOSSES

1.	Dalton Roach.....	SPR.....	10
	Domingo Robles.....	SPR.....	10
	Brett Daniels.....	CC.....	8
	Oswaldo Hernandez.....	SA.....	8
	Kyle Leahy.....	SPR.....	8
	Austin Schuller.....	WCH.....	8
7.	Six (6) tied.....		7

## SAVES

1.	Jose Quezada.....	SA.....	18
2.	Blake Rogers.....	AMA.....	11
3.	Darin Gillies.....	ARK.....	10
4.	Aaron Brown.....	MID.....	9
	Montana DuRapau.....	MID.....	9
	<b>Josh Dye.....</b>	<b>NWA.....</b>	<b>9</b>
7.	Aaron Ochsenshein.....	TUL.....	8
	Michael Stryffeler.....	ARK.....	8
	Cole Uvila.....	FRI.....	8
10.	Nick Kuzia.....	SA.....	7

## INNINGS PITCHED

1.	Jared Koenig.....	MID.....	121.1
2.	Tommy Henry.....	AMA.....	115.2
3.	Dalton Roach.....	SPR.....	114.2
4.	Austin Schuller.....	WCH.....	110.0
5.	<b>Jonathan Heasley.....</b>	<b>NWA.....</b>	<b>105.1</b>
6.	Brady Feigl.....	MID.....	102.1
7.	Oswaldo Hernandez.....	SA.....	100.1
8.	Jordan Balazovic.....	WCH.....	97.0
9.	Brandon Lawson.....	CC.....	95.1
10.	2 tied.....		94.1

## HOME RUNS

1.	Dalton Roach.....	SPR.....	27
2.	Tommy Henry.....	AMA.....	24
3.	Oswaldo Hernandez.....	SA.....	20
4.	Michael Grove.....	TUL.....	19
5.	<b>Jonathan Heasley.....</b>	<b>NWA.....</b>	<b>18</b>
	Kevin McGovern.....	SPR.....	18
	Domingo Robles.....	SPR.....	18
	Devin Sweet.....	ARK.....	18
9.	Kyle Leahy.....	SPR.....	17
10.	Luis Frias.....	AMA.....	16

## WALKS

1.	Chris Vallmont.....	WCH.....	61
2.	Tommy Henry.....	AMA.....	53
3.	Austin Schuller.....	WCH.....	49
4.	Brett Daniels.....	CC.....	48
5.	Dalton Roach.....	SPR.....	45
	<b>Stephen Woods Jr.....</b>	<b>NWA.....</b>	<b>45</b>
7.	Bryce Conley.....	MID.....	44
	Kyle Leahy.....	SPR.....	44
9.	Jared Koenig.....	MID.....	43
10.	4 tied.....		42

ABOUT THE  
NATURALS

2022 NWA  
NATURALS

2021 SEASON  
IN REVIEW

CLUB  
HISTORY

NATURALS  
RECORDS

LEAGUE  
OPPONENTS

GENERAL  
INFORMATION

2021 DOUBLE-A CENTRAL STANDINGS & STATISTICS

2021 DOUBLE-A CENTRAL STANDINGS											
AA-CENTRAL NORTH	W	L	PCT	GB	L10	STRK	HOME	ROAD	RS	RA	DIFF
@-Wichita	69	51	.575	-	6-4	W1	34-26	35-25	636	577	59
@-NW Arkansas	64	55	.538	4.5	6-4	W2	33-28	33-27	668	563	105
Arkansas	64	56	.533	5.0	4-6	L1	35-25	29-31	565	527	38
Tulsa	63	57	.525	6.0	5-5	L1	34-26	29-31	644	598	46
Springfield	45	75	.375	24.0	4-6	L2	22-38	23-37	577	794	-217

AA-CENTRAL SOUTH	W	L	PCT	GB	L10	STRK	HOME	ROAD	RS	RA	DIFF
Frisco	64	55	.538	-	4-6	L1	35-25	29-30	556	515	41
Midland	59	60	.496	5.0	5-5	W1	32-28	27-32	557	572	-15
Amarillo	59	61	.492	5.5	5-5	W1	33-27	26-34	624	640	-16
San Antonio	57	63	.475	7.5	4-6	L2	28-32	29-31	535	575	-40
Corpus Christi	54	65	.454	10.0	6-4	W2	26-33	28-32	551	552	-1

2021 HITTING STATISTICS																										
TEAM	AVG	G	AB	R	H	TB	2B	3B	HR	RBI	BB	IBB	SO	SB	CS	OBP	SLG	OPS	SAC	SF	HBP	GDP	LOB			
Amarillo Sod Poodles	.254	120	4000	624	1016	1767	191	40	160	588	406	3	1172	117	44	.330	.442	.772	4	31	66	64	781			
Arkansas Travelers	.236	120	3901	565	922	1492	164	17	124	515	511	3	1214	103	43	.334	.382	.716	4	26	74	53	870			
Corpus Christi Hooks	.247	119	3932	551	970	1603	187	13	140	524	451	13	1178	89	53	.335	.408	.742	1	17	77	84	822			
Frisco RoughRiders	.247	119	3898	556	961	1586	175	21	136	511	405	1	1143	116	36	.324	.407	.731	22	25	56	76	769			
Midland RockHounds	.236	119	3956	557	934	1434	170	18	98	515	492	3	1173	65	25	.329	.362	.692	7	27	69	92	876			
Northwest Arkansas Naturals	.257	119	3932	668	1012	1741	181	25	166	619	488	4	1076	164	60	.347	.443	.790	23	31	66	67	824			
San Antonio Missions	.241	120	3835	535	923	1435	183	22	95	493	450	3	985	135	69	.330	.374	.704	20	36	77	76	783			
Springfield Cardinals	.234	120	4058	577	1029	1638	159	15	140	534	467	1	1180	67	36	.339	.404	.743	6	33	75	76	916			
Tulsa Drillers	.254	120	4055	644	1028	1715	184	10	161	613	511	5	1067	62	27	.344	.423	.767	1	44	73	82	886			
Wichita Wind Surge	.257	120	4033	636	1038	1702	178	18	150	597	459	7	1142	123	41	.339	.422	.761	4	42	63	85	828			
BOLD = League Leader																										

2021 PITCHING STATISTICS																										
TEAM	W	L	ERA	G	GS	CG	SHO	GF	HD	SV	SVO	IP	H	R	ER	HR	HB	BB	IBB	SO	WP	BK	WHIP	AVG	GDP	TBF
Amarillo Sod Poodles	59	61	4.93	120	120	4	6	117	37	35	57	1043.0	1004	640	571	186	64	424	4	1214	78	10	1.37	.252	94	4503
Arkansas Travelers	64	56	4.13	120	120	4	12	116	49	32	49	1035.2	936	527	475	124	73	433	1	1156	86	6	1.32	.240	68	4458
Corpus Christi Hooks	54	65	4.22	119	119	1	8	118	16	28	42	1035.0	914	552	485	103	67	515	2	1163	80	9	1.38	.237	64	4492
Frisco RoughRiders	64	55	3.98	119	119	1	9	118	41	30	52	1037.2	877	515	459	126	70	423	5	1183	56	10	1.25	.228	65	4380
Midland RockHounds	59	60	4.40	119	119	0	4	119	38	34	47	1046.2	1024	572	512	103	63	426	13	977	101	3	1.39	.259	99	4497
Northwest Arkansas Naturals	64	55	4.56	119	119	3	8	116	28	27	40	1024.0	1013	563	519	133	56	442	4	1104	80	6	1.42	.257	76	4468
San Antonio Missions	57	63	4.43	120	120	1	10	119	44	31	48	1035.0	1000	575	510	108	75	449	4	1049	87	12	1.40	.252	75	4530
Springfield Cardinals	45	75	5.97	120	120	2	2	118	17	17	37	1038.2	1161	794	689	178	85	507	3	1063	94	6	1.61	.282	92	4767
Tulsa Drillers	63	57	4.48	120	120	0	4	120	21	27	48	1057.1	954	598	526	173	81	490	5	1211	75	13	1.37	.237	54	4638
Wichita Wind Surge	69	51	4.35	120	120	0	8	120	30	28	43	1058.2	950	577	512	136	62	531	2	1210	68	4	1.40	.238	68	4628
BOLD = League Leader																										

2021 FIELDING STATISTICS													
TEAM	PCT	G	GS	TC	PO	A	E	DP	PB	CWP	SB	CS	
Amarillo Sod Poodles	.976	120	120	4244	3128	1013	103	118	13	78	82	40	
Arkansas Travelers	.981	120	120	4133	3107	949	77	82	7	86	161	43	
Corpus Christi Hooks	.976	119	119	4145	3105	941	99	91	14	80	96	42	
Frisco RoughRiders	.979	119	119	4198	3114	997	87	86	13	56	119	49	
Midland RockHounds	.982	119	119	4394	3140	1173	81	112	13	101	94	49	
Northwest Arkansas Naturals	.979	119	119	4225	3072	1063	90	90	7	80	65	35	
San Antonio Missions	.977	120	120	4227	3105	1023	99	90	13	87	97	45	
Springfield Cardinals	.969	120	120	4320	3117	1071	132	113	14	94	96	49	
Tulsa Drillers	.976	120	120	4154	3172	884	98	68	13	75	114	34	
Wichita Wind Surge	.975	120	120	4241	3176	961	104	87	12	68	117	48	
BOLD = League Leader													

2021 ATTENDANCE														
TEAM	SEASON	HOME ATTENDANCE					AWAY ATTENDANCE					TOTAL		
		TOTAL	OPENINGS		OPENINGS LOST	AVERAGE	HIGH/DATE	TOTAL	OPENINGS		AVERAGE	TOTAL	OPENINGS	AVERAGE
Amarillo Sod Poodles	2021	316,288	58	2	5,453	7,477	7/4/21	223,713	58	3,857		540,001	116	4,655
Arkansas Travelers	2021	215,050	59	1	3,645	7,136	7/9/21	218,043	56	3,894		433,093	115	3,766
Corpus Christi Hooks	2021	206,847	56	3	3,694	5,861	7/30/21	217,995	58	3,759		424,842	114	3,727
Frisco RoughRiders	2021	275,169	57	4	4,828	9,190	7/4/21	222,532	57	3,904		497,701	114	4,366
Midland RockHounds	2021	186,134	59	2	3,155	5,433	6/5/21	246,562	57	4,326		432,696	116	3,730
Northwest Arkansas Naturals	2021	150,473	55	4	2,736	4,691	7/16/21	218,023	58	3,759		368,496	113	3,261
San Antonio Missions	2021	184,167	57	2	3,231	6,294	7/20/21	216,644	58	3,735		400,811	115	3,485
Springfield Cardinals	2021	172,134	59	1	2,918	6,019	9/11/21	238,587	58	4,114		410,721	117	3,510
Tulsa Drillers	2021	300,270	59	1	5,089	8,361	6/25/21	211,181	60	3,520		511,451	119	4,298
Wichita Wind Surge	2021	241,230	60	0	4,021	7,908	5/11/21	234,482	59	3,974		475,712	119	3,998
		2,247,762	579	20	3,882	9,190	7/4/21	2,247,762	579	3,882		4,495,524		3,882





# TEAM HISTORY



# NATURALS HALL OF FAME

Established in 2013, the Naturals' Hall of Fame is meant to honor individuals or an extraordinary group of players who have made exceptional contributions on the field to the Naturals' organization.

Year	Inductee(s)	Position
2013	Clint Robinson	First Baseman/Designated Hitter
2014	Brian Poldberg	Manager
2015	Mike Moustakas	Third Baseman
2016	Eric Hosmer	First Baseman
2017	"Season 10" Team	A 17-man roster
2018	Salvador Perez	Catcher
2019	Kila Ka'aihue	First Baseman



## CLINT ROBINSON

First Baseman, 2010 (Inducted 2013)

**Clint Robinson** is arguably the greatest Natural in the franchise's history. Drafted in the 25<sup>th</sup>-round in 2007 by Kansas City, Robinson produced one of the greatest, single-season performances in Texas League history becoming just the third player to win the Triple Crown. The Dothan, Ala. native yielded a slash-line of .335/.410/.625, clubbed 29 home runs and drove in 98 runs en route to the Naturals' first ever Texas League Championship. Robinson made his Major League debut for the Royals in 2012 and later appeared in the big leagues with the Los Angeles Dodgers and Washington Nationals.

CLINT ROBINSON	AVG	G	AB	R	H	TB	2B	3B	HR	RBI	BB	SO	SB	CS	OBP	SLG	OPS
NW ARKANSAS (1 SEASON)	.335	129	477	90	160	298	41	5	29	98	4	3	58	86	.410	.625	1.035



## BRIAN POLDBERG

Manager, 2008-2013 (Inducted 2014)

**Brian "Poley" Poldberg** was the right man to lead the inaugural Northwest Arkansas Naturals in 2008 and solidified his spot with six years as the skipper. The 2010 Texas League Manager of the Year led the Naturals to four straight Texas League postseason appearances from 2008 to 2011 while his club was the outright North Division Champion for both the first and second halves of the 2010 championship season. Poldberg finished with 495 career victories in Northwest Arkansas and won more games during his six year span than any Texas League manager in that time.

BRIAN POLDBERG	LEAGUE	GAMES	WINS	LOSSES	WINNING %	FINISH
NW ARKANSAS (6 SEASONS)	TL North	980	495	485	.505	2010 TL Championship 2010 TL 1st Half North 3 TL 2nd Half North



## MIKE MOUSTAKAS

Third Baseman, 2010 (Inducted 2015)

**Mike Moustakas** spent just 66 short games in a Naturals uniform, but produced one of the greatest single-seasons in Texas League history. The Northridge, Calif. native became the second Natural to garner Texas League Player of the Year honors hitting .347 with 21 home runs and 76 RBI. "Moose" averaged a home run every 12.3 at-bats with 17 coming at Arvest Ballpark. Moustakas made his MLB debut in Kansas City in June, 2011 and helped the Milwaukee Brewers to National League Central title in 2018, being named an AL All-Star in 2015 and 2017, as well as an NL All-Star in 2019.

MIKE MOUSTAKAS	AVG	G	AB	R	H	TB	2B	3B	HR	RBI	BB	SO	SB	CS	OBP	SLG	OPS
NW ARKANSAS (1 SEASON)	.348	66	259	58	90	178	25	0	21	76	0	1	26	42	.413	.687	1.100



## ERIC HOSMER

First Baseman, 2010 (Inducted 2016)

**Eric Hosmer** produced some of the biggest moments in Naturals history playing in just 50 games in 2010. The Cooper City, Fla. native made his biggest impact during the 2010 Championship run in the Divisional Championship Series against the Springfield Cardinals. With Springfield leading the series, two games to one, Hosmer belted a go-ahead two-run home run to force a deciding Game 5 in an eventual series win for Northwest Arkansas en route to winning the Texas League crown. Hosmer made his MLB debut with Kansas City in May, 2011 and now plays for the San Diego Padres.

ERIC HOSMER	AVG	G	AB	R	H	TB	2B	3B	HR	RBI	BB	SO	SB	CS	OBP	SLG	OPS
NW ARKANSAS (1 SEASON)	.313	50	195	39	61	120	14	3	13	35	3	1	15	27	.365	.615	.980

## NATURALS HALL OF FAME (CONT.)

# SEASON 10

1.	Johnny Giavotella	2B	<b>EXTRA MEN</b>	
2.	Paulo Orlando	OF	Whit Merrifield	Utility
3.	Mike Moustakas	3B		
4.	Wil Myers	OF	<b>PITCHERS</b>	
5.	Eric Hosmer	1B	Jake Odorizzi	RHP
6.	Salvador Perez	C	Will Smith	LHP
7.	Clint Robinson	DH	Yordano Ventura	RHP
8.	Jorge Bonifacio	OF	Chris Hayes	RHP
9.	Adalberto (Raul) Mondesi	SS	Kelvin Herrera	RHP
	Danny Duffy (L)	SP	Greg Holland	RHP

*The Nationals honored 17 of the most outstanding players in franchise history to commemorate the 10th Anniversary of the Northwest Arkansas Nationals. The proud fan-base of Northwest Arkansas voted to elect the above to the "Season 10" team.*



### SALVADOR PEREZ

Catcher, 2011 (Inducted 2018)

From the outset of 2011, then-20 year-old **Salvador Perez** displayed great hands, superb reflexes and a cannon-like arm. In three months, "Salvy" threw out nearly 48-percent of base runners while the rest of the catchers in the Texas League averaged a 27-percent rate. By the end of July, Perez began to contribute with the bat. He collected 10 hits in his final 16 at-bats for the Nationals, including three home runs (two grand-slams) and totaled 15 RBIs. He spent two weeks in Triple-A, Omaha and debuted in August, 2011 with the Kansas City Royals batting .331 over 39 games.

SALVADOR PEREZ	AVG	G	AB	R	H	TB	2B	3B	HR	RBI	BB	SO	SB	CS	OBP	SLG	OPS
NW ARKANSAS (1 SEASON)	.283	79	286	35	81	122	14	0	9	43	0	1	16	30	.329	.427	.756



### KILA KA'AIHUE

First Baseman, 2008 (Inducted 2019)

In the inaugural season of Nationals baseball, 24-year-old **Kila Ka'aihue** compiled what still stands as one of the greatest offensive seasons in club history. Over four months and 91 games, Ka'aihue slashed .314/.463/.624 (90-for-287), with 26 home runs and 79 runs batted in. His .624 slugging percentage led the Texas League, while 26 home runs were tied for the most. Kila was named 2008 Texas League Player of the Year and both a Texas League mid-season and post-season All-Star, as well as a 2008 *Baseball America* Double-A and Minor League All-Star. He was promoted to Triple-A Omaha at the end of July and debuted with the Royals in September 2008.

KILA KA'AIHUE	AVG	G	AB	R	H	TB	2B	3B	HR	RBI	BB	SO	SB	CS	OBP	SLG	OPS
NW ARKANSAS (1 SEASON)	.314	91	287	64	90	179	11	0	26	79	3	2	80	41	.463	.624	1.087



ABOUT THE  
NATURALS

2022 NWA  
NATURALS

2021 SEASON  
IN REVIEW

CLUB  
HISTORY

NATURALS  
RECORDS

LEAGUE  
OPPONENTS

GENERAL  
INFORMATION

## NATURALS ALL-TIME ROSTER

## A (12)

<b>ABREU, JUAN (RHP)</b> .....	2009
<b>ADAM, JASON (RHP)</b> .....	2013-14, 2017-18
Adams, Derrick (LHP).....	2021
<b>ADAMS, LANE (OF)</b> .....	2013-15
<b>Aldridge, Cory (OF/DH)</b> .....	2008
<b>ALEXANDER, SCOTT (LHP)</b> .....	2013-14
<b>ALMONTE, MIGUEL (RHP)</b> .....	2015-17
Alvarez, Matt (RHP).....	2016
<b>Aoki, Nori (OF)</b> .....	2014*
Arguelles, Noel (LHP).....	2012-14
<b>ARTEAGA, HUMBERTO (INF)</b> .....	2016-17
Atencio, Greg (RHP).....	2008

## B (33)

Baez, Angel (RHP).....	2014
Baez, Manauris (RHP).....	2011
<b>Bale, John (LHP)</b> .....	2008* 2009*
<b>Barlow, Scott (RHP)</b> .....	2018
Barrera, Henry (RHP).....	2010-11
Bartsch, Kyle (LHP).....	2016
Basurto, Eric (RHP).....	2011
<b>BAUMANN, BUDDY (LHP)</b> .....	2011-13
Beal, Evan (RHP).....	2016-17
Beckwith, Andrew (RHP).....	2019
<b>Beeler, Dallas (RHP)</b> .....	2018
<b>Bergmann, Jason (RHP)</b> .....	2013
<b>Betancourt, Yuniesky (INF)</b> .....	2009* 2012*
Bewley, Brhet (INF).....	2021
<b>BIANCHI, JEFF (INF)</b> .....	2009, 2011
Bianucci, Mike (OF/DH).....	2015
Billo, Greg (RHP).....	2014
Binford, Christian (RHP).....	2014-17
Blanco, Dairon (OF).....	2019, 2021
<b>BLEWETT, SCOTT (RHP)</b> .....	2018-19
Bocock, Brian (INF).....	2014
Bodner, Jacob (RHP).....	2018
<b>Bolaños, Ronald (RHP)</b> .....	2021*
<b>BONIFACIO, JORGE (OF)</b> .....	2013-15
Bowden, Barry (RHP).....	2010
Bowlan, Jonathan (RHP).....	2021
<b>Boyer, Blaine (RHP)</b> .....	2018*
<b>BRENTZ, JAKE (LHP)</b> .....	2019
Brickhouse, Bryan (RHP).....	2018-19
Brontsema, John (INF).....	2018
<b>BROOKS, AARON (RHP)</b> .....	2013
<b>Buchholz, Clay (RHP)</b> .....	2018
Burt, D.J. (INF/OF).....	2019

## C (35)

<b>Cain, Lorenzo (OF)</b> .....	2012*
Caldera, Alex (RHP).....	2016
<b>CALIXTE, ORLANDO (INF/OF)</b> ..	2013-14, 16
Cancel, Gabriel (INF).....	2019
Canham, Mitch (C/1B).....	2013
Capps, Holden (LHP).....	2019, 2021
Caramo, Yender (RHP).....	2016
Carl, Edwin (RHP).....	2013
Carrasco, Dennicher (INF).....	2021
Castaneda, Federico (RHP).....	2009-10
Castellano, Angelo (INF).....	2019, 2021
Castillo, Cristian (LHP).....	2018
Cevette, Dan (LHP).....	2009
Chapman, Ethan (OF).....	2014-15
<b>CHAPMAN, KEVIN (LHP)</b> .....	2011
Chavez, Chris (RHP).....	2009-10
<b>Chen, Bruce (LHP)</b> .....	2011* 2014*
<b>CLARK, CODY (C)</b> .....	2008-09
Clemens, Paul (RHP).....	2015
Cloney, J.C. (LHP).....	2019
<b>COLEMAN, DUSTY (INF)</b> .....	2015
<b>COLEMAN, DYLAN (RHP)</b> .....	2021
<b>COLEMAN, LOUIS (RHP)</b> .....	2010
<b>COLÓN, CHRISTIAN (INF)</b> .....	2011-12, 2014
<b>Colón, Román (RHP)</b> .....	2008
Cordero, Estarlin (LHP).....	2016
<b>CORTES, DAN (RHP)</b> .....	2008-09
<b>Costa, Shane (OF)</b> .....	2010
Cox, Austin (LHP).....	2021
Crist, Kyle (RHP).....	2008-09
Crowley, Tyler (C).....	2021
<b>CROW, AARON (RHP)</b> .....	2010, 2014
Cuas, Jose (RHP).....	2021
Culver, Malcolm (RHP).....	2013-15
<b>CUTHBERT, CHESLOR (INF)</b> .....	2013-14

## D (30)

<b>Davies, Kyle (RHP)</b> .....	2011*
Davila, Garrett (LHP).....	2021
Davis, Logan (INF).....	2014-15
Davis, Tripp (LHP).....	2014
De La Cruz, Julio (RHP).....	2008
De La Rosa, Anderson (C).....	2015
De La Vara, Gilbert (LHP).....	2008-09
De San Miguel, Allan (C).....	2016-17
Del Rosario, Yefri (RHP).....	2021
<b>DENNICK, RYAN (LHP)</b> .....	2011-12
Dennis, Austin (UTL).....	2021
Deweese, Donnie (OF).....	2017-18
Diaz, Carlos (INF).....	2016-17
Dickerson, Joe (OF).....	2009
Diekroeger, Kenny (INF).....	2015
<b>DINI, NICK (C)</b> .....	2017-18
Dobbie, Andrew (LHP).....	2011-12
Donachie, Adam (C).....	2008
Downes, Brandon (OF).....	2018
<b>DOZIER, HUNTER (3B/LF)</b> ... 2014-17, 2019*	
Duarte, Jose (OF).....	2008-09
Duñez, Samir (1B/DH).....	2016-19
<b>DUFFY, DANNY (LHP)</b> .....	2010, 2013* 2019*
Duncan, Eric (INF).....	2012
Dungan, Clay (INF).....	2021
<b>DWYER, CHRIS (LHP)</b> .....	2010-12
Dye, Josh (LHP).....	2021
<b>DYSON, JARROD (OF)</b> .....	2009-10
Dziedzic, Jonathan (LHP).....	2015

## E (9)

Edwards, Andrew (RHP).....	2016-17
<b>EIBNER, BRETT (CF)</b> .....	2013
Eigsti, Ryan (C).....	2010-11
Eldred, C.J. (RHP).....	2021
Escalera, Alfredo (OF).....	2016-18
Espinal, Yowill (INF).....	2012, 2014
Esposito, Nate (C).....	2018-19
<b>Evans, Terry (OF)</b> .....	2012
Evans, Zane (C).....	2015-17

## F (19)

<b>FALU, IRVING (INF/OF)</b> .....	2008
<b>Farnsworth, Kyle (RHP)</b> .....	2009*
<b>FARRELL, LUKE (RHP)</b> .....	2014-15
Fassold, Cody (RHP).....	2014
<b>Featherston, Taylor (INF)</b> .....	2019
Ferguson, Andy (RHP).....	2013-17
Fermin, Freddy (C).....	2019, 2021
Fernandez, Pedro (RHP).....	2016-18
Fernández, Xavier (C).....	2018-19
<b>Fields, Josh (3B)</b> .....	2010*
Fields, Matt (1B).....	2013
<b>FINNegan, BRANDON (LHP)</b> .....	2014-15
Fletcher, Brian (LF/DH).....	2012-14
Flores, Jacksson (INF/OF).....	2018
Francis, Nick (OF).....	2011
Franco, Angel (INF).....	2013-15
Fuenmayor, Balbino (1B/DH).....	2015
Fuchino, Jeff (RHP).....	2008
<b>Furcal, Rafael (INF)</b> .....	2015

## G (25)

<b>GALLAGHER, CAM (C)</b> .....	2016
Garabito, Gerson (RHP).....	2019
Garcia, Carlos (OF/INF).....	2016
Garcia, Edgar Alberto (RHP).....	2011
<b>García, Onelki (LHP)</b> .....	2017
Garcia, Robert (LHP).....	2021
Garrido, Santiago (RHP).....	2013
Gavin, Grant (RHP).....	2018-19
George, Jordan (1B).....	2019
<b>GIAVOTELLA, JOHNNY (2B)</b> .....	2010
Gibbs, Micah (C).....	2014-15
Godin, Jason (RHP).....	2009
Gómez, Ofreidy (RHP).....	2019
<b>Gordon, Alex (OF)</b> .....	2009* 2016*
<b>Gore, Terrance (OF)</b> .....	2015-17
<b>GOUDEAU, ASHTON (RHP)</b> .....	2016-17
Govern, Jimmy (INF).....	2021
<b>GRATEROL, JUAN (C)</b> .....	2013-14
Gray, Peyton (RHP).....	2021

## - G CONTINUED -

Gray, Peyton (RHP).....	2021
Green, Patrick (RHP).....	2008
<b>GREENE, CONNER (RHP)</b> .....	2019
<b>GRIFFIN, FOSTER (LHP)</b> .....	2017-18, 2021*
<b>Gutiérrez, J.C. (RHP)</b> .....	2012
<b>GUTIERREZ, KELVIN (INF)</b> .....	2018
Guzmán, Jeison (INF).....	2021

## H (21)

<b>Hahn, Jesse (RHP)</b> .....	2018*
<b>Hamulack, Tim (LHP)</b> .....	2008
<b>HARDY, BLAINE (LHP)</b> .....	2010-12
Hardy, Rowdy (LHP).....	2008-10
Hartsock, Aaron (RHP).....	2008-09
Hayes, Chris (RHP).....	2008-09
<b>HEASLEY, JON (RHP)</b> .....	2021
<b>HEATH, NICK (OF)</b> .....	2018-19
Hensley, Bryce (LHP).....	2019
Hernandez, Arnaldo (RHP).....	2018-19
Hernandez, Elier (OF).....	2017-18
Hernandez, Roman (OF).....	2013
<b>HERRERA, KELVIN (RHP)</b> .....	2011, 2013*
Hicklen, Brewer (OF).....	2021
<b>HILL, TIM (LHP)</b> .....	2016-17
<b>HOLLAND, GREG (RHP)</b> .....	2009, 2012*
Hollingsworth, Ethan (RHP).....	2012
<b>HOSMER, ERIC (1B)</b> .....	2010
Howell, Jeff (C).....	2009-10
<b>HUGHES, DUSTY (LHP)</b> .....	2008
Hutchins, Nick (C).....	2019

## J (8)

<b>Jackson, Zach (LHP)</b> .....	2013
<b>Jeffress, Jeremy (RHP)</b> .....	2011-12
Jenkins, Ryan (C).....	2012
Johnson, Blake (RHP).....	2008-11
Johnson, Josh (INF).....	2009
Jones, Cody (OF).....	2017
Jones, Travis (INF/OF).....	2019, 2021
<b>JUNIS, JAKOB (RHP)</b> .....	2015-16

## K (9)

<b>KA'AHUE, KILA (1B)</b> .....	2008
Kalish, Jake (LHP).....	2017-19
Keating, Patrick (RHP).....	2010-12
Keck, Jon (LHP).....	2012-13
<b>Kendall, Jason (C)</b> .....	2012
<b>Kennedy, Ian (RHP)</b> .....	2018*
Kniginyzky, Matt (RHP).....	2009
<b>Kouzmanoff, Kevin (INF)</b> .....	2012
<b>KOWAR, JACKSON (RHP)</b> .....	2019

## L (17)

Lafferty, Brendan (LHP).....	2011-12
<b>LAMB, JOHN (LHP)</b> .....	2010-11
Lebron, Willy (RHP).....	2011
<b>LEE, KHALIL (OF)</b> .....	2018-19
<b>Lerew, Anthony (RHP)</b> .....	2009
Liberto, Michael (INF).....	2012
<b>Liddi, Alex (INF/OF)</b> .....	2015, 2018
Lisson, Mario (INF).....	2008-09, 11-12
Llanos, Alex (OF).....	2013
<b>LÓPEZ, JACK (INF)</b> .....	2016-17
<b>LOPEZ, NICKY (INF)</b> .....	2017-18
<b>LOUGH, DAVID (OF)</b> .....	2009
<b>LOVELADY, RICHARD (LHP)</b> .....	2017
Lowmorn, Zach (RHP).....	2017-19
<b>LOWERY, DEVON (RHP)</b> .....	2008
<b>LUCAS, ED (INF/OF)</b> .....	2008, 2009
Lugo, Luis (LHP).....	2018

## M (39)

<b>MACHADO, ANDRES (RHP)</b> .....	2017-18
Madhoo, Marc (INF).....	2008-09
Maier, Mitch (OF).....	2014
<b>MANAEA, SEAN (LHP)</b> .....	2015
<b>MARIMON, SUGAR RAY (RHP)</b> .....	2012-14
<b>MARIOT, MICHAEL (RHP)</b> .....	2012, 2018
<b>MARKS, JUSTIN (RHP)</b> .....	2012-13
Marsh, Alec (RHP).....	2021
<b>MARTÉ, VÍCTOR (RHP)</b> .....	2009
Marte, Yunior (RHP).....	2017-19
Martin, Rudy (OF).....	2018, 2021
Martinez, Marcelo (LHP).....	2021



# NATURALS ALL-TIME ROSTER

## - M CONTINUED -

Matias, Seuly (RF).....	2021
<b>MCCARTHY, KEVIN (RHP).....</b>	<b>2015-16</b>
McClure, Alex (INF).....	2012-13
McConnell, Chris (INF).....	2009-10
McFall, Brian (1B/RF).....	2008-09
<b>Meche, Gil (RHP).....</b>	<b>2010*</b>
<b>Medlen, Kris (RHP).....</b>	<b>2015, 2016*</b>
<b>MEJIA, ERICK (INF/OF).....</b>	<b>2018</b>
Mejia, Ernesto (1B).....	2010
Melendez, MJ (C).....	2021
<b>MELVILLE, TIM (RHP).....</b>	<b>2012, 2014</b>
Merrell, Kevin (INF).....	2019, 2021
<b>MERRIFIELD, WHIT (INF/OF).....</b>	<b>2012-14</b>
Mertins, Kurt (INF).....	2009-12
Mildren, Paul (LHP).....	2008
Miller, Anderson (OF).....	2017-19
<b>MILLS, ALEC (RHP).....</b>	<b>2016</b>
<b>Miner, Zach (RHP).....</b>	<b>2011</b>
<b>Minor, Mike (LHP).....</b>	<b>2016*</b>
<b>MONDESI, ADALBERTO (INF).....</b>	<b>2015-16, 2019*, 2021*</b>
<b>MONTGOMERY, MIKE (LHP).....</b>	<b>2010, 2012</b>
Moon, Logan (OF).....	2016-17
Morin, Parker (C).....	2014-15, 2017
<b>MOUSTAKAS, MIKE (3B).....</b>	<b>2010, 2016*</b>
Mozingo, Harold (RHP).....	2011
Murray, Matt (RHP).....	2014-15
<b>MYERS, WIL (OF).....</b>	<b>2011-12</b>

## N (7)

<b>NAVARRO, REY (INF).....</b>	<b>2011-13</b>
Nessy, Santiago (C).....	2015
<b>NEWBERRY, JAKE (RHP).....</b>	<b>2017-18</b>
Nicoll, Chris (RHP).....	2008-09
Nina, Aroni (RHP).....	2014-16
Noriega, Gabriel (INF).....	2015
Núñez, Andrés (RHP).....	2021

## O (8)

<b>O'HEARN, RYAN (1B/OF).....</b>	<b>2016-17</b>
<b>ODORIZZI, JAKE (LHP).....</b>	<b>2011-12</b>
Ogando, Emilio (LHP).....	2017-19
<b>ORLANDO, PAULO (OF).....</b>	<b>2010-12, 2017*</b>
<b>Orvella, Chad (RHP).....</b>	<b>2009</b>
Osuna, Edgar (LHP).....	2010-11
<b>Oviedo, Juan Carlos (RHP)†.....</b>	<b>2008*</b>

## P (24)

Parraz, Jordan (RF).....	2009
Parrish, Drew (LHP).....	2021
Pasquantino, Vinnie (1B).....	2021
<b>PATTON, SPENCER (RHP).....</b>	<b>2013</b>
Paukovits, Bryan (RHP).....	2012
Paulino, Eduardo (RHP).....	2010-11
<b>Paulino, Felipe (RHP).....</b>	<b>2012*, 2013*</b>
Pena, Hassan (RHP).....	2014
Perez, Kevin (RHP).....	2014
<b>PEREZ, SALVADOR (C).....</b>	<b>2011, 2018*</b>
Perkins, Blake (OF).....	2019, 2021
Perrin, Jon (RHP).....	2018
Peterson, Kort (OF).....	2018-19
Peterson, Mark (RHP).....	2014-17
Peterson, Matt (RHP).....	2008
Pimentel, Elissaul (RHP).....	2011-12
Pimentel, Julio (RHP).....	2008
<b>PIÑA, MANNY (C).....</b>	<b>2010-13</b>
Plummer, Jarod (RHP).....	2008
Porter, Logan (1B).....	2018
<b>POUNDERS, BROOKS (RHP).....</b>	<b>2013, 2015</b>
Prades, Yem (OF).....	2012-13
Pratto, Nick (1B).....	2021
Pruneda, Benino (RHP).....	2015-16

## Q (0)

## R (20)

<b>Ramírez, Max (1B/DH).....</b>	<b>2014</b>
Ramos, Mauricio (1B/3B).....	2016-17

## - R CONTINUED -

Ray, Corey (RHP).....	2017-18
Redman, Reid (RHP).....	2015-17
<b>REED, CODY (LHP).....</b>	<b>2015</b>
Richardson, Juan (INF/DH).....	2008
Rico, Luis (LHP).....	2015, 2017
Ridings, Matt (RHP).....	2013
Rincon, Edinson (OF).....	2013-14
<b>RIVERA, EMMANUEL (3B).....</b>	<b>2019, 2021*</b>
<b>ROBINSON, CLINT (1B/DH).....</b>	<b>2010</b>
<b>ROBINSON, DERRICK (OF).....</b>	<b>2010-11</b>
Rodriguez, Julio (C).....	2012
<b>RODRIGUEZ, WILKING (RHP).....</b>	<b>2014</b>
Rogers, Nick (RHP).....	2012-13
Rollins, Heath (RHP).....	2011
<b>ROMAK, JAMIE (1B/3B).....</b>	<b>2010-11</b>
<b>ROSA, CARLOS (RHP).....</b>	<b>2008</b>
Runion, Sam (RHP).....	2012-13
Ruxer, Jared (RHP).....	2017-18

## S (36)

Salcedo, Edward (LF/DH).....	2015
<b>Sanabria, Carlos (RHP).....</b>	<b>2021</b>
<b>Sánchez, Angel (SS).....</b>	<b>2008</b>
Sanchez, Jose (INF/OF).....	2017
Santiago, Mario (RHP).....	2010-11
Schlehuber, Jared (1B/3B).....	2014
Schoop, Sharlon (INF).....	2012
<b>SCHWINDEL, FRANK (1B/DH).....</b>	<b>2015-17</b>
<b>SELMAN, SAM (LHP).....</b>	<b>2014-18</b>
Sencion, Carlos (LHP).....	2009
Serattelli, Anthony (INF/OF).....	2010-11
Sexton, Tim (RHP).....	2011
Sheller, Walker (RHP).....	2017-19
<b>SINGER, BRADY (RHP).....</b>	<b>2019</b>
Sisk, Brandon (RHP).....	2010-11
<b>SKOGLUND, ERIC (LHP).....</b>	<b>2016-17, 18*, 19*</b>
Smith, Corey (1B/3B).....	2009
Smith, Tim (OF).....	2010-11
<b>SMITH, WILL (LHP).....</b>	<b>2010-11</b>
Snider, Collin (RHP).....	2021
Sosa, Ruben (INF/OF).....	2017
Sottillet, Andrés (RHP).....	2019, 2021
<b>SPARKMAN, GLENN (RHP).....</b>	<b>2015-18</b>
<b>SPIERER, GABE (LHP).....</b>	<b>2018-19</b>
<b>STARLING, BUBBA (OF).....</b>	<b>2015</b>
<b>STAUMONT, JOSH (RHP).....</b>	<b>2016-17</b>
<b>Storen, Drew (RHP).....</b>	<b>2019</b>
<b>STOUT, ERIC (LHP).....</b>	<b>2015-16</b>
<b>STRAHM, MATT (LHP).....</b>	<b>2016</b>
Strait, Cody (OF).....	2009
<b>STUMPF, DANIEL (LHP).....</b>	<b>2015-16</b>
Stupieski, Gavin (C).....	2021
Suero, Ovandy (OF).....	2008
Sulbaran, Juan Carlos (RHP).....	2012-15
Suomi, John (C).....	2009
Swaggerty, Ben (RHP).....	2009

## T (14)

<b>TEAFORD, EVERETT (RHP).....</b>	<b>2009-10</b>
<b>Tejada, Robinson (RHP).....</b>	<b>2009*</b>
Tenuta, Matt (LHP).....	2017
Terrero, Franco (RHP).....	2018-19
Testa, Carlo (OF).....	2012-13
Theriot, Ben (C).....	2010-12
Thibault, Kiel (C).....	2008
Threlkeld, Mark (1B).....	2014
Tillo, Daniel (LHP).....	2019, 2021
<b>TORRES, RAMON (INF).....</b>	<b>2015-16</b>
Toups, Corey (INF/OF).....	2016-18
Trapp, Justin (INF/OF).....	2014
<b>Treanor, Matt (C).....</b>	<b>2011*</b>
<b>TRIGGS, ANDREW (RHP).....</b>	<b>2013-14</b>

## U (0)

## V (11)

Valentin, Gerald (OF).....	2008
Van Stratten, Nick (OF).....	2010-12

## - V CONTINUED -

<b>Vargas, Jason (LHP).....</b>	<b>2015*, 2016*</b>
Vasquez, Luis (RHP).....	2018
<b>VENTURA, YORDANO (RHP).....</b>	<b>2012-13</b>
<b>Verdugo, Ryan (LHP).....</b>	<b>2013</b>
Villa, Kelvin (LHP).....	2010
Villegas, Luis (C).....	2016, 2018
<b>Vitoria, Melbrys (C).....</b>	<b>2019, 2021</b>
Vines, Jace (RHP).....	2019
Volz, Kendal (RHP).....	2011-12

## W (9)

<b>Walters, Zach (INF).....</b>	<b>2017</b>
Watson, Nolan (RHP).....	2021
White, Cole (RHP).....	2013
Whittleman, Johnny (1B).....	2012
Williams, Ali (RHP).....	2014-15
<b>Wilson, Vance (C).....</b>	<b>2009</b>
Witt Jr., Bobby (INF).....	2021
<b>WOOD, BLAKE (RHP).....</b>	<b>2008-09, 2014</b>
Woods Jr., Stephen (RHP).....	2021

## X (0)

## Y (0)

## Z (3)

<b>ZERPA, ANGEL (LHP).....</b>	<b>2021</b>
<b>ZIMMER, KYLE (RHP).....</b>	<b>2013, 2015-17</b>
<b>ZUBER, TYLER (RHP).....</b>	<b>2019</b>

## MANAGERS (4)

KENNEDY, Darryl.....	2019
POLDBERG, Brian.....	2008-13
ROJAS, Mike.....	2018
THORMAN, Scott.....	2020-21
WILSON, Vance.....	2014-17

## HITTING COACHES (8)

BRADSHAW, Terry.....	2009-12
BUCHANAN, Brian.....	2016
DAVID, Andre.....	2014
GREGG, Tommy.....	2008
LIRIANO, Nelson.....	2013
MOORE, Brandon.....	2015
NUNEZ, Abraham.....	2019-21
ROBERTS, Leon.....	2017-18

## PITCHING COACHES (5)

BROWER, Jim.....	2013-15
CARTER, Larry.....	2008-12
HENRY, Doug.....	2019-20
LEWIS, Derrick.....	2021
LUEBBER, Steve.....	2016-18

## BULLPEN COACHES (1)

STETTER, Mitch.....	2014
---------------------	------

## BENCH COACHES (4)

DE SAN MIGUEL, Allan.....	2021
LIRIANO, Nelson.....	2019
NELSON, Chris.....	2018
SCHLEHUBER, Jared.....	2017

## TRAINERS (4)

DELUCCI, Chris.....	2008
KEMP, Justin.....	2019-21
KOYANAGI, Masa.....	2012-18
MEDINA, Tony.....	2010-11

## STRENGTH COACHES (8)

ABELL, Jarret.....	2017-18
DINE, Nate.....	2013
DRIGGERS, Austin.....	2014-16
GILMORE, Will.....	2019
GREANY, Joey.....	2010-11
LIVELY, Niz.....	2008-09
MIKKELSON, CJ.....	2021
TIMKE, George.....	2012

## KEY:

**BOLD CAPITALS:** MLB debut post-NWA

**Bold Italics:** MLB debut prior to NWA

\* Appeared on MLB Rehab

† Played under assumed name of Leo Núñez

The All-Time Roster includes all 388 players who has been in at least one Texas League or Double-A Central game with the Naturals since 2008.

See next two pages: 109 players have debuted in the MLB following a stint with the Naturals and 9 made MLB debut in 2021, 7 with Kansas City.

ABOUT THE  
NATURALS

2022 NWA  
NATURALS

2021 SEASON  
IN REVIEW

CLUB  
HISTORY

NATURALS  
RECORDS

LEAGUE  
OPPONENTS

GENERAL  
INFORMATION



# NATURALS TO THE MAJORS

109 players have gone on to play in Major League Baseball after stopping through Northwest Arkansas on their Minor League journey to the Majors. Each is listed below, in order of MLB debut.

#	PLAYER	SEASON(S) WITH NWA	DEBUT AGE	MLB PLAYER #	DEBUT TEAM	MLB DEBUT DATE	DEBUT GAME RESULTS
1	Rosa, Carlos (RHP)	2008	23y 267d	19,354	Kansas City	6/14/2008 @ ARI	1.0 IP, 0 H, 1 SO, 0 BB, 0 ER
2	Ka'aihue, Kila (1B)	2008	24y 159d	19,452	Kansas City	9/4/2008 vs. OAK	0 AB, 0 H, 0 HR, 0 RBI, 0 SB
3	Lowery, Devon (RHP)	2008	25y 165d	19,457	Kansas City	9/5/2008 vs. CLE	1.0 IP, 0 H, 2 SO, 1 BB, 0 ER
4	Hughes Dusty (LHP)	2008	27y 69d	19,662	Kansas City	9/6/2009 vs. LAA	4.1 IP, 1 H, 5 SO, 2 BB, 0 ER
5	Marté, Victor (RHP)	2009	28y 302d	19,662	Kansas City	9/6/2009 vs. LAA	1.0 IP, 1 H, 1 SO, 1 BB, 0 ER
6	Wood, Blake (RHP)	2008-09, 2014	24y 277d	19,744	Kansas City	5/12/2010 vs. CLE	1.0 IP, 1 H, 0 SO, 0 BB, 0 ER
7	Holland, Greg (RHP)	2009, 2012	24y 255d	19,812	Kansas City	8/2/2010 @ OAK	1.0 IP, 2 H, 0 SO, 2 BB, 1 ER
8	Dyson, Jarrod (OF)	2009-10	26y 23d	19,856	Kansas City	9/7/2010 @ MIN	0 AB, 0 H, 0 HR, 0 RBI, 0 SB
9	Cortes, Dan (RHP)	2008-09	23y 204d	19,891	Seattle	9/24/2010 @ TB	1.0 IP, 0 H, 1 SO, 0 BB, 0 ER
10	Crow, Aaron (RHP)	2010, 2014	24y 141d	19,896	Kansas City	3/31/2011 vs. LAA	1.1 IP, 0 H, 3 SO, 0 BB, 0 ER
11	Coleman, Louis (RHP)	2010	25y 17d	19,928	Kansas City	4/21/2011 vs. CLE	2.0 IP, 2 H, 1 SO, 1 BB, 0 ER
12	Hosmer, Eric (1B)	2010	21y 194d	19,941	Kansas City	5/6/2011 vs. OAK	2 AB, 0 H, 0 HR, 0 RBI, 1 SB
13	Teaford, Everett (LHP)	2009-10	27y 2d	19,950	Kansas City	5/17/2011 vs. CLE	1.1 IP, 2 H, 0 SO, 1 BB, 1 ER
14	Duffy, Danny (LHP)	2010, 2013, 2019	22y 148d	19,953	Kansas City	5/18/2011 vs. TEX	4.0 IP, 4 H, 4 SO, 6 BB, 2 ER
15	Moustakas, Mike (INF)	2010, 2016	22y 272d	19,989	Kansas City	6/10/2011 @ LAA	3 AB, 1 H, 0 HR, 0 RBI, 0 SB
16	Piña, Manny (C)	2010-13	24y 59d	20,039	Kansas City	8/3/2011 vs. BAL	4 AB, 2 H, 0 HR, 0 RBI, 0 SB
17	Givotella, Johnny (INF)	2010	24y 26d	20,040	Kansas City	8/5/2011 vs. DET	3 AB, 2 H, 0 HR, 1 RBI, 1 SB
18	Perez, Salvador (C)	2011, 2018	21y 92d	20,048	Kansas City	8/10/2011 @ TB	3 AB, 1 H, 0 HR, 0 RBI, 0 SB
19	Abreu, Juan (RHP)	2009	27y 143d	20,066	Houston	8/29/2011 vs. PIT	0.2 IP, 1 H, 2 SO, 1 BB, 1 ER
20	Herrera, Kelvin (RHP)	2011, 2013	21y 264d	20,130	Kansas City	9/21/2011 vs. DET	1.0 IP, 2 H, 0 SO, 0 BB, 3 ER, L
21	Falu, Irving (INF)	2008	28y 335d	20,180	Kansas City	5/6/2012 vs. NYY	4 AB, 2 H, 0 HR, 0 RBI, 0 SB
22	Smith, Will (LHP)	2011	22y 318d	20,204	Kansas City	5/23/2012 @ NYY	3.1 IP, 6 H, 1 SO, 1 BB, 5 ER, L
23	Robinson, Clint (1B/OF)	2010	27y 113d	20,225	Kansas City	6/8/2012 @ PIT	1 AB, 0 H, 0 HR, 0 RBI, 0 SB
24	Bianchi, Jeff (INF)	2009, 2011	25y 282d	20,249	Milwaukee	7/13/2012 vs. PIT	1 AB, 0 H, 0 HR, 0 RBI, 0 SB
25	Lough, David (OF)	2009	27y 225d	20,304	Kansas City	9/1/2012 vs. MIN	5 AB, 2 H, 0 HR, 0 RBI, 0 SB
26	Odorizzi, Jake (RHP)	2011-12	22y 180d	20,336	Kansas City	9/23/2012 vs. CLE	5.1 IP, 6 H, 3 SO, 1 BB, 3 ER, L
27	Robinson, Derrick (OF)	2010-11	25y 189d	20,357	Cincinnati	4/5/2013 vs. WSH	1 AB, 0 H, 0 HR, 0 RBI, 0 SB
28	Lucas, Ed (INF/OF)	2008-09	31y 9d	20,418	Miami	5/30/2013 vs. TB	1 AB, 0 H, 0 HR, 0 RBI, 0 SB
29	Myers, Wil (OF, INF)	2011-12	22y 190d	20,444	Tampa Bay	6/18/2013 @ BOS	4 AB, 0 H, 0 HR, 0 RBI, 0 SB
30	Chapman, Kevin (LHP)	2011	25y 171d	20,506	Houston	8/9/2013 vs. TEX	0.1 IP, 0 H, 1 SO, 0 BB, 0 ER
31	Clark, Cody (C)	2008	31y 343d	20,521	Houston	8/23/2013 vs. TOR	1 AB, 0 H, 0 HR, 0 RBI, 0 SB
32	Ventura, Yordano (RHP)	2012-13	22y 106d	20,561	Kansas City	9/17/2013 vs. CLE	5.2 IP, 5 H, 3 SO, 2 BB, 1 ER
33	Dwyer, Chris (LHP)	2010-12	25y 167d	20,566	Kansas City	9/24/2013 @ SEA	2.0 IP, 2 H, 2 SO, 1 BB, 0 ER
34	Mariot, Michael (RHP)	2012, 2018	25y 173d	20,592	Kansas City	4/11/2014 @ MIN	2.0 IP, 2 H, 2 SO, 2 BB, 2 ER
35	Marks, Justin (LHP)	2012-13	26y 98d	20,601	Kansas City	4/20/2014 vs. MIN	2.0 IP, 4 H, 2 SO, 3 BB, 3 ER
36	Brooks, Aaron (RHP)	2013	24y 6d	20,617	Kansas City	5/3/2014 vs. DET	2.0 IP, 7 H, 2 SO, 0 BB, 6 ER
37	Romak, Jamie (INF/OF)	2010-11	28y 240d	20,642	Los Angeles (NL)	5/28/2014 vs. CIN	1 AB, 0 H, 0 HR, 0 RBI, 0 SB
38	Rodriguez, Wilking (RHP)	2014	24y 93d	20,651	Kansas City	6/3/2014 @ STL	1.0 IP, 0 H, 0 SO, 0 BB, 0 ER
39	Hardy, Blaine (LHP)	2010-12	27y 94d	20,666	Detroit	5/16/2014 vs. KC	2.0 IP, 1 H, 2 SO, 2 BB, 0 ER
40	Colón, Christian (INF)	2011-12, 2014	25y 48d	20,694	Kansas City	7/1/2014 @ MIN	2 AB, 0 H, 0 HR, 0 RBI, 0 SB
41	Adams, Lane (OF)	2013-15	24y 292d	20,756	Kansas City	9/1/2014 vs. TEX	0 AB, 0 H, 0 HR, 0 RBI, 0 SB
42	Dennick, Ryan (LHP)	2012	27y 235d	20,767	Cincinnati	9/2/2014 @ BAL	1.0 IP, 0 H, 1 SO, 0 BB, 0 ER
43	Patton, Spencer (RHP)	2013	26y 196d	20,784	Texas	9/4/2014 vs. SEA	2.0 IP, 0 H, 1 SO, 0 BB, 0 ER
44	Finnegan, Brandon (LHP)	2014-15	21y 145d	20,790	Kansas City	9/6/2014 @ NYY	2.0 IP, 0 H, 2 SO, 0 BB, 0 ER
45	Orlando, Paulo (OF)	2010-11, 2017	29y 159d	20,823	Kansas City	4/9/2015 vs. CWS	3 AB, 1 H, 0 HR, 0 RBI, 0 SB
46	Marimon, Sugar Ray (RHP)	2012-14	26y 196d	20,836	Atlanta	4/14/2015 vs. MIA	4.0 IP, 4 H, 3 SO, 1 BB, 2 ER
47	Calixte, Orlando (INF/OF)	2013-14, 2016	23y 75d	20,847	Kansas City	4/19/2015 vs. OAK	2 AB, 0 H, 0 HR, 0 RBI, 0 SB
48	Navarro, Rey (INF)	2011-13	25y 123d	20,854	Baltimore	4/24/2015 vs. BOS	3 AB, 1 H, 0 HR, 0 RBI, 0 SB
49	Montgomery, Mike (LHP)	2010, 2012	25y 336d	20,903	Seattle	6/2/2015 vs. NYY	6.0 IP, 4 H, 4 SO, 2 BB, 1 ER
50	Coleman, Dusty (INF)	2015	28y 74d	20,953	Kansas City	7/3/2015 vs. MIN	0 AB, 0 H, 0 HR, 0 RBI, 0 SB
51	Cuthbert, Cheslor (INF)	2013-14	22y 233d	20,960	Kansas City	7/7/2015 vs. TBR	4 AB, 1 H, 0 HR, 0 RBI, 0 SB
52	Lamb, John (LHP)	2010-11	25y 35d	20,995	Cincinnati	8/14/2015 @ LAD	6.0 IP, 8 H, 7 SO, 2 BB, 5 ER, L
53	Almonte, Miguel (RHP)	2015-17	22y 150d	21,012	Kansas City	9/1/2015 vs. DET	1.0 IP, 2 H, 0 SO, 1 BB, 2 ER
54	Alexander, Scott (LHP)	2013-14	26y 54d	21,017	Kansas City	9/2/2015 vs. DET	1.0 IP, 0 H, 1 SO, 0 BB, 0 ER
55	Mondesi, Adalberto (INF)	2015-16, 2019	25y 346d	21,061	Kansas City	10/30/2015 @ NYM	1 AB, 0 H, 0 HR, 0 RBI, 0 SB
56	Stumpf, Daniel (LHP)	2015-16	25y 94d	21,082	Philadelphia	4/7/2016 @ CIN	0.0 IP, 1 H, 0 SO, 2 BB, 3 ER
57	Melville, Tim (RHP)	2012, 2014	26y 351d	21,088	Cincinnati	4/10/2016 vs. PIT	4.0 IP, 5 H, 5 SO, 4 BB, 1 ER
58	Triggs, Andrew (RHP)	2013-14	27y 40d	21,109	Oakland	4/25/2016 @ DET	1.0 IP, 0 H, 1 SO, 0 BB, 0 ER

# NATURALS TO THE MAJORS (CONT.)

#	PLAYER	SEASON(S) WITH NWA	DEBUT AGE	MLB PLAYER #	DEBUT TEAM	MLB DEBUT DATE	DEBUT GAME RESULTS
59	Manaea, Sean (LHP)	2015	24y 88d	21,112	Oakland	4/29/2016 vs. HOU 5.0 IP, 4 H, 3 SO, 4 BB, 4 ER	
60	Merrifield, Whit (INF/OF)	2012-14	27y 115d	21,136	Kansas City	5/18/2016 vs. BOS 3 AB, 1 H, 0 HR, 0 RBI, 0 SB	
61	Mills, Alec (RHP)	2016	24y 170d	21,137	Kansas City	5/18/2016 vs. BOS 0.2 IP, 1 H, 0 SO, 2 BB, 1 ER	
62	Eibner, Brett (OF)	2013	27y 177d	21,150	Kansas City	5/27/2016 vs. CHW 3 AB, 1 H, 0 HR, 0 RBI, 0 SB	
63	Reed, Cody (LHP)	2015	23y 64d	21,169	Cincinnati	6/18/2016 @ HOU 7.0 IP, 6 H, 9 SO, 3 BB, 4 ER	
64	Pounders, Brooks (RHP)	2013, 2015	25y 283d	21,191	Kansas City	6/5/2016 @ TOR 2.0 IP, 3 H, 3 SO, 1 BB, 1 ER	
65	Baumann, Buddy (LHP)	2011-13	28y 220d	21,202	San Diego	7/16/2016 vs. SFG 0.1 IP, 0 H, 0 SO, 0 BB, 0 ER	
66	Strahm, Matt (LHP)	2016	24y 262d	21,219	Kansas City	7/31/2016 @ TEX 0.1 IP, 1 H, 1 SO, 1 BB, 1 ER	
67	Graterol, Juan (C)	2013-14	27y 201d	21,270	Los Angeles (AL)	9/2/2016 @ SEA 1 AB, 1 H, 0 HR, 1 RBI, 0 SB	
68	McCarthy, Kevin (RHP)	2015-16	24y 200d	21,297	Kansas City	9/9/2016 @ CHW 0.1 IP, 0 H, 0 SO, 0 BB, 0 ER	
69	Dozier, Hunter (INF)	2014-17, 2019	25y 21d	21,304	Kansas City	9/12/2016 vs. OAK 1 AB, 0 H, 0 HR, 0 RBI, 0 SB	
70	Junis, Jakob (RHP)	2015-16	24y 208d	21,343	Kansas City	4/12/2017 vs. OAK 1.0 IP, 1 H, 0 SO, 2 BB, 0 ER	
71	Bonifacio, Jorge (OF)	2013-15	23y 321d	21,354	Kansas City	4/21/2017 @ TEX 3 AB, 0 H, 0 HR, 0 RBI, 0 SB	
72	Skoglund, Eric (LHP)	2016-19	24y 216d	21,398	Kansas City	5/30/2017 vs. DET 6.1 IP, 2 H, 5 SO, 1 BB, 0 ER, W	
73	Torres, Ramon (INF)	2015-16	24y 136d	21,409	Kansas City	6/7/2017 vs. HOU 4 AB, 2 H, 0 HR, 1 RBI, 0 SB	
74	Sparkman, Glenn (RHP)	2015-18	25y 50d	21,457	Toronto	6/30/2017 vs. BOS 0.2 IP, 2 H, 0 SO, 1 BB, 0 ER	
75	Farrell, Luke (RHP)	2014-15	26y 24d	21,461	Kansas City	7/1/2017 vs. MIN 2.2 IP, 7 H, 2 SO, 3 BB, 5 ER	
76	Gallagher, Cam (C)	2016	24y 243d	21,498	Kansas City	8/6/2017 vs. SEA 0 AB, 0 H, 0 HR, 0 RBI, 0 SB	
77	Machado, Andres (RHP)	2017-18	24y 133d	21,539	Kansas City	9/2/2017 @ MIN 0.2 IP, 4 H, 0 SO, 3 BB, 6 ER	
78	Hill, Tim (LHP)	2016-17	28y 47d	21,580	Kansas City	3/29/2018 vs. CHW 0.1 IP, 0 H, 0 SO, 0 BB, 1 ER	
79	Stout, Eric (LHP)	2015-16	25y 29d	21,630	Kansas City	4/25/2018 vs. MIL 0.2 IP, 2 H, 1 SO, 1 BB, 1 ER	
80	Adam, Jason (RHP)	2013-14, 2017-18	26y 274d	21,644	Kansas City	5/5/2018 vs. DET 1.0 IP, 1 H, 1 SO, 1 BB, 0 ER	
81	O'Hearn, Ryan (INF/OF)	2016-17	25y 5d	21,734	Kansas City	7/31/2018 @ CHW 3 AB, 1 H, 1 HR, 2 RBI, 0 SB	
82	Newberry, Jake (RHP)	2017-18	23y 273d	21,768	Kansas City	8/20/2018 @ TBR 1.2 IP, 2 H, 3 SO, 1 BB, 0 ER	
83	Schwindel, Frank (INF)	2015-17	26y 272d	21,831	Kansas City	3/28/2019 vs. CHW 4 AB, 0 H, 0 HR, 0 RBI, 0 SB	
84	Zimmer, Kyle (RHP)	2013, 2015-17	27y 199d	21,846	Kansas City	3/31/2019 vs. CHW 1.0 IP, 1 H, 2 SO, 0 BB, 0 ER	
85	Loveday, Richard (LHP)	2017	23y 276d	21,858	Kansas City	4/9/2019 vs. SEA 1.0 IP, 0 H, 2 SO, 0 BB, 0 ER	
86	Gutierrez, Kelvin (INF)	2018	24y 242d	21,886	Kansas City	4/27/2019 vs. LAA 3 AB, 1 H, 0 HR, 2 RBI, 0 SB	
87	Lopez, Nicky (INF)	2017-18	24y 62d	21,906	Kansas City	5/14/2019 vs. TEX 4 AB, 1 H, 0 HR, 1 RBI, 0 SB	
88	Arteaga, Humberto (INF)	2016-17	25y 148d	21,962	Kansas City	6/20/2019 vs. MIN 2 AB, 0 H, 0 HR, 0 RBI, 0 SB	
89	Starling, Bubba (OF)	2015-16	26y 343d	21,990	Kansas City	7/12/2019 vs. DET 3 AB, 0 H, 0 HR, 0 RBI, 0 SB	
90	Staumont, Josh (RHP)	2016-17	25y 216d	22,000	Kansas City	7/25/2019 vs. CLE 2.0 IP, 3 H, 1 SO, 2 BB, 0 ER	
91	Selman, Sam (LHP)	2014-18	28y 260d	22,008	San Francisco	8/1/2019 @ PHI 1.0 IP, 1 H, 1 SO, 1 BB, 1 ER	
92	Dini, Nick (C)	2017-18	26y 12d	22,023	Kansas City	8/8/2019 vs. DET 3 AB, 1 H, 0 HR, 0 RBI, 0 SB	
93	Mejia, Erick (INF/OF)	2018	24y 300d	22,066	Kansas City	9/5/2019 vs. DET 3 AB, 0 H, 0 HR, 0 RBI, 0 SB	
94	Speier, Gabe (LHP)	2018-19	24y 146d	22,067	Kansas City	9/5/2019 vs. DET 1.0 IP, 0 H, 2 SO, 1 BB, 0 ER	
95	Zuber, Tyler (RHP)	2019	25y 38d	22,090	Kansas City	7/24/2020 @ CLE 2.0 IP, 0 H, 0 ER, 1 BB, 0 SO	
96	Singer, Brady (RHP)	2019	23y 356d	22,109	Kansas City	6/25/2020 @ CLE 5.0 IP, 3 H, 2 ER, 2 BB, 7 SO	
97	Griffin, Foster (LHP)	2017-18	25y 0d	22,131	Kansas City	7/27/2020 @ DET 1.2 IP, 0 H, 0 ER, 0 BB, 1 SO	
98	Heath, Nick (OF)	2018-19	26y 242d	22,147	Kansas City	7/30/2020 vs. DET 0 AB, 0 H, 0 HR, 0 RBI, 0 SB	
99	Goodeau, Ashton (RHP)	2016-17	28y 27d	22,206	Colorado	8/19/2020 vs. HOU 1.2 IP, 4 H, 0 SO, 0 BB, 1 ER	
100	Blewett, Scott (RHP)	2018	24y 161d	22,286	Kansas City	9/18/2020 @ MIL 2.0 IP, 3 H, 0 ER, 0 BB, 2 SO	
101	Brentz, Jake (LHP)	2019	26y 201d	22,315	Kansas City	4/3/2021 vs. TEX 0.2 IP, 1 H, 0 ER, 1 BB, 1 SO	
102	Lee, Khalil (OF)	2018-19	22y 325d	22,389	New York (NL)	5/17/2021 @ ATL 1 AB, 0 H, 0 HR, 0 RBI, 0 SB	
103	Kowar, Jackson (RHP)	2019	24y 246d	22,413	Kansas City	6/7/2021 @ LAA 0.2 IP, 3 H, 4 ER, 2 BB, 0 SO	
104	Rivera, Emmanuel (INF)	2019	24y 364d	22,443	Kansas City	6/28/2021 @ BOS 4 AB, 0 R, 2 H, 0 BB, 0 RBI	
105	Greene, Connor (RHP)	2019	26y 114d	22,470	Baltimore	7/27/2021 vs. MIA 2.0 IP, 2 H, 1 ER, 0 BB, 2 SO	
106	López, Jack (INF)	2016-17	28y 259d	22,516	Boston	9/1/2021 @ TBR 4 AB, 0 R, 0 H, 0 BB, 0 RBI	
107	Heasley, Jonathan (RHP)	2021	24y 233d	22,540	Kansas City	9/17/21 vs. SEA 4.0 IP, 6 H, 4 ER, 0 BB, 2 K, L	
108	Coleman, Dylan (RHP)	2021	25y 5d	22,549	Kansas City	9/21/21 @ CLE 1.0 IP, 1 H, 0 ER, 0 BB, 0 K	
109	Zerpa, Angel (LHP)	2021	22y 3d	22,557	Kansas City	9/30/21 vs. CLE 5.0 IP, 3 H, 4 SO, 1 BB, 0 ER	

**80 of the 109 players made their Big League Debut for Kansas City, while the remaining 29 were scattered across 20 of the other 29 MLB clubs (most: Cincinnati, 5).**

NATURALS ALUMNI DEBUTS BY SEASON			
SEASON	# MLB DEBUTS	SEASON	# MLB DEBUTS
2008	3	2015	11
2009	2	2016	12
2010	4	2017	8
2011	11	2018	5
2012	6	2019	12
2013	7	2020	6
2014	11	2021	9

FUTURE MLB PLAYERS IN NWA BY SEASON			
SEASON	FUTURE MLB PLAYERS	SEASON	FUTURE MLB PLAYERS
2008	9	2015	19
2009	10	2016	20
2010	17	2017	18
2011	17	2018	12
2012	15	2019	9
2013	19	2020	N/A
2014	16	2021	3

ABOUT THE  
NATURALS

2022 NWA  
NATURALS

2021 SEASON  
IN REVIEW

CLUB  
HISTORY

NATURALS  
RECORDS

LEAGUE  
OPPONENTS

GENERAL  
INFORMATION

# NATURALS ALUMNI – MLB AWARD WINNERS

## WORLD SERIES CHAMPIONS

**2014 San Francisco Giants** Season(s) with NWA  
J.C. Gutiérrez \*.....2012

**2015 Kansas City Royals** Season(s) with NWA  
Lorenzo Cain (CF).....2012\*  
Christian Colón (INF).....2011-12, 2014  
Danny Duffy (LHP).....2010, 2013\*, 2019\*  
Jarrod Dyson (OF).....2009-10  
Alex Gordon (LF).....2009\*, 2016\*  
Terrance Gore (OF).....2015-17  
Kelvin Herrera (RHP).....2011, 2013\*  
Eric Hosmer (1B).....2010  
Kris Medlen (RHP).....2015\*, 2016\*  
Adalberto Mondesi (INF).....2015-16, 2019\*, 2021\*  
Mike Moustakas (3B).....2010, 2016\*  
Paulo Orlando (OF).....2010-11, 2017\*  
Salvador Perez (C).....2011, 2018\*  
Yordano Ventura (RHP).....2012-13  
Scott Alexander (LHP) \*.....2013-14  
Miguel Almonte (RHP) \*.....2015-17  
Aaron Brooks (RHP) \*.....2013  
Orlando Calixte (INF) \*.....2013-14, 2016  
Dusty Coleman (INF) \*.....2015  
Louis Coleman (RHP) \*.....2010  
Cheslor Cuthbert (INF) \*.....2013-14  
Brandon Finnegan (LHP) \*.....2014-15  
Greg Holland (RHP) \*.....2010, 2012\*  
Michael Mariot (RHP) \*.....2012, 2018  
Jason Vargas (LHP) \*.....2015\*, 2016\*

**2016 Chicago Cubs** Season(s) with NWA  
Mike Montgomery (LHP).....2010, 2012  
Spencer Patton (RHP) \*.....2013

**2017 Houston Astros** Season(s) with NWA  
Nori Aoki (OF) \*.....2014\*

**2020 Los Angeles Dodgers** Season(s) with NWA  
Scott Alexander (LHP) \*.....2013-14  
Terrance Gore (OF) \*.....2015-17

**2021 Atlanta Braves** Season(s) with NWA  
Terrance Gore (OF).....2015-17  
Will Smith (LHP).....2011

## ALL-STARs

American League	Season(s) with NWA
2011 Aaron Crow, Kansas City (RHP).....	2010, 2014
2013 Alex Gordon Kansas City (LF).....	2009*, 2016*
Greg Holland, Kansas City (RHP).....	2010, 2012*
Salvador Perez, Kansas City (C).....	2011, 2018*
2014 Alex Gordon Kansas City (LF).....	2009*, 2016*
Greg Holland, Kansas City (RHP).....	2010, 2012*
Salvador Perez, Kansas City (C).....	2011, 2018*
2015 Lorenzo Cain, Kansas City (CF).....	2012*
Alex Gordon Kansas City (LF).....	2009*, 2016*
Kelvin Herrera, Kansas City (RHP).....	2011, 2013*
Mike Moustakas, Kansas City (3B).....	2010, 2016*
Salvador Perez, Kansas City (C).....	2011, 2018*
2016 Kelvin Herrera, Kansas City (RHP).....	2011, 2013*
Eric Hosmer, Kansas City (1B).....	2010
Salvador Perez, Kansas City (C).....	2011, 2018*
2017 Mike Moustakas, Kansas City (3B).....	2010, 2016*
Salvador Perez, Kansas City (C).....	2011, 2018*
Jason Vargas, Kansas City (LHP).....	2015*, 2016*
2018 Salvador Perez, Kansas City (C).....	2011, 2018*
2019 Whit Merrifield, Kansas City (UTL).....	2012-14
Mike Minor, Texas (LHP).....	2016*
2021 Jake Odorizzi, Minnesota (LHP).....	2011-12
Whit Merrifield, Kansas City (2B).....	2012-14
Salvador Perez, Kansas City (C).....	2011, 2018*

## ALL-STARs (CONT.)

National League	Season(s) with NWA
2016 Wil Myers, San Diego (1B).....	2011-12
2017 Greg Holland, Colorado (RHP).....	2010, 2012*
2018 Lorenzo Cain, Milwaukee(CF).....	2012*
Jeremy Jeffress, Milwaukee (RHP).....	2011-12
2019 Mike Moustakas, Milwaukee (3B).....	2010, 2016*
Will Smith, San Francisco (LHP).....	2011

## ROOKIE OF THE YEAR

American League	Season(s) with NWA
2013 Wil Myers, Tampa Bay (23 of 30 first-place votes)	2011-12

## MARIANO RIVER AWARD (Best reliever in the AL)

American League	Season(s) with NWA
2014 Greg Holland, Kansas City	2009, 2012*

## LOUISVILLE SILVER SLUGGER AWARDS

American League	Season(s) with NWA
2016 Salvador Perez, Kansas City (C)	2011, 2018*
2017 Eric Hosmer, Kansas City (1B)	2010
2018 Salvador Perez, Kansas City (C)	2011, 2018*
2020 Salvador Perez, Kansas City (C)	2011, 2018*
2021 Salvador Perez, Kansas City (C)	2011, 2018*

## RAWLINGS GOLD GLOVES

American League	Season(s) with NWA
2011 Alex Gordon, Kansas City (LF)	2009*, 2016*
2012 Alex Gordon, Kansas City (LF)	2009*, 2016*
2013 Alex Gordon, Kansas City (LF)	2009*, 2016*
Eric Hosmer, Kansas City (1B)	2010
Salvador Perez, Kansas City (C)	2011, 2018*
2014 Alex Gordon, Kansas City (LF)	2009*, 2016*
Eric Hosmer, Kansas City (1B)	2010
Salvador Perez, Kansas City (C)	2011, 2018*
2015 Eric Hosmer, Kansas City (1B)	2010
Salvador Perez, Kansas City (C)	2011, 2018*
2016 Salvador Perez, Kansas City (C)	2011, 2018*
2017 Alex Gordon, Kansas City (LF)	2009*, 2016*
Eric Hosmer, Kansas City (1B)	2010
2018 Alex Gordon, Kansas City (LF)	2009*, 2016*
Salvador Perez, Kansas City (C)	2011, 2018*
2019 Alex Gordon, Kansas City (LF)	2009*, 2016*
2020 Alex Gordon, Kansas City (LF)	2009*, 2016*

National League	Season(s) with NWA
2019 Lorenzo Cain, Milwaukee (CF)	2012*

## PLATINUM GLOVE AWARD

American League	Season(s) with NWA
2014 Alex Gordon, Kansas City (LF)	2009*, 2016*
2020 Alex Gordon, Kansas City (LF)	2009*, 2016*

## ALL STAR GAME MVP

American League	Season(s) with NWA
2016 Eric Hosmer, Kansas City	2010

## CHAMPIONSHIP SERIES MVP

American League	Season(s) with NWA
2015 Lorenzo Cain, Kansas City	2012*

## WORLD SERIES MVP

American League	Season(s) with NWA
2015 Salvador Perez, Kansas City	2011, 2018*

### KEY:

\* Appeared in NW Arkansas on MLB Rehab  
\* Not named to World Series roster  
*Italics:* All-Star Game Starter

# MAJOR LEAGUERS IN NORTHWEST ARKANSAS

**55** Naturals alumni debuted in Major League Baseball before playing in Northwest Arkansas. Each is listed below, in order of their first game with the Naturals.

**21** players who reached the Majors before playing for the Naturals appeared with the club as a part of a Major League rehab assignment, as indicated with \*

#	PLAYER	SEASON(S) WITH NWA	1ST NWA GAME	MLB DEBUT DATE	DEBUT TEAM	DEBUT AGE	DEBUT GAME RESULTS
1	Sánchez, Angel (INF)	2008	4/3/2008	9/23/2006 vs. DET	Kansas City	23y 003d	3 AB, 0 H, 0 HR, 0 RBI, 0 SB
2	Colón, Román (RHP)	2008	4/4/2008	8/21/2004 @ LAD	Atlanta	25y 008d	1.0 IP, 0 H, 2 SO, 0 BB, 0 ER
3	Fulchino, Jeff (RHP)	2008	4/5/2008	6/22/2006 @ BAL	Florida	26y 208d	0.1 IP, 0 H, 0 SO, 1 BB, 0 ER
4	Aldridge, Cory (OF)	2008	7/3/2008	9/5/2001 @ MON	Atlanta	22y 084d	0 AB, 0 H, 0 HR, 0 RBI, 0 SB
5	Hamulack, Tim (LHP)	2008	7/4/2008	9/2/2005 @ FLA	New York (NL)	28y 292d	0.1 IP, 0 H, 0 SO, 0 BB, 0 ER
6	Bale, John (LHP)	2008*, 2009*	7/15/2008	9/30/1999 @ CLE	Toronto	26y 131d	2.0 IP, 2 H, 4 SO, 2 BB, 3 ER
7	Oviedo, Juan Carlos (RHP) †	2008*	7/17/2008	5/9/2005 @ TOR	Kansas City	23y 055d	1.0 IP, 0 H, 2 SO, 0 BB, 0 ER
8	Lerew, Anthony (RHP)	2009	4/10/2009	9/4/2005 vs. CIN	Atlanta	22y 311d	0.2 IP, 0 H, 1 SO, 0 BB, 0 ER
9	Tejeda, Robinson (RHP)	2009*	6/11/2009	5/10/2005 @ MIL	Philadelphia	23y 047d	1.0 IP, 0 H, 0 SO, 2 BB, 0 ER
10	Wilson, Vance (C)	2009	6/19/2009	4/24/1999 @ CHC	New York (NL)	27y 038d	0 AB, 0 H, 0 HR, 0 RBI, 0 SB
11	Orvella, Chad (RHP)	2009	6/29/2009	5/31/2005 @ OAK	Tampa Bay	24y 242d	1.2 IP, 0 H, 1 SO, 0 BB, 0 ER
12	Gordon, Alex (OF)	2009*, 2016*	7/5/2009	4/2/2007 vs. BOS	Kansas City	23y 051d	3 AB, 0 H, 0 HR, 0 RBI, 0 SB
13	Betancourt, Yuniesky (INF)	2009*, 2012*	7/12/2009	7/28/2005 vs. CLE	Seattle	23y 178d	4 AB, 1 H, 0 HR, 0 RBI, 0 SB
14	Farnsworth, Kyle (RHP)	2009*	8/13/2009	4/29/1999 @ FLA	Chicago (NL)	23y 015d	6.0 IP, 6 H, 5 SO, 1 BB, 1 ER, W
15	Meche, Gil (RHP)	2010*	7/21/2010	7/6/1999 @ ANA	Seattle	20y 301d	5.2 IP, 4 H, 5 SO, 2 BB, 2 ER
16	Costa, Shane (OF)	2010	7/23/2010	6/2/2005 vs. NYY	Kansas City	23y 172d	3 AB, 1 H, 0 HR, 1 RBI, 0 SB
17	Fields, Josh (INF)	2010*	8/18/2010	9/13/2006 @ LAA	Chicago (AL)	23y 273d	0 AB, 0 H, 0 HR, 0 RBI, 0 SB
18	Miner, Zach (RHP)	2011	5/16/2011	6/4/2006 vs. BOS	Detroit	24y 084d	4.0 IP, 7 H, 2 SO, 2 BB, 3 ER, L
19	Chen, Bruce (LHP)	2011*, 2014*	6/8/2011	9/7/1998 @ NYM	Atlanta	21y 080d	3.0 IP, 6 H, 5 SO, 2 BB, 4 ER
20	Davies, Kyle (RHP)	2011*	6/8/2011	5/21/2005 @ BOS	Atlanta	21y 254d	5.0 IP, 4 H, 6 SO, 3 BB, 0 ER, W
21	Jeffress, Jeremy (RHP)	2011-12	7/20/2011	9/1/2010 @ CIN	Milwaukee	22y 345d	1.0 IP, 1 H, 0 SO, 0 BB, 0 ER
22	Treanor, Matt (C)	2011*	8/17/2011	6/2/2004 vs. CIN	Florida	28y 091d	3 AB, 1 H, 0 HR, 0 RBI, 0 SB
23	Evans, Terry (OF)	2012	4/5/2012	6/17/2007 @ LAD	Los Angeles (AL)	25y 149d	1 AB, 0 H, 0 HR, 2 RBI, 0 SB
24	Cain, Lorenzo (OF)	2012*	4/22/2012	7/16/2010 @ ATL	Milwaukee	24y 094d	1 AB, 0 H, 0 HR, 0 RBI, 0 SB
25	Paulino, Felipe (RHP)	2012*, 2013*	4/25/2012	9/5/2007 @ MIL	Houston	23y 335d	3.0 IP, 6 H, 1 SO, 2 BB, 5 ER
26	Kouzmanoff, Kevin (3B)	2012	7/16/2012	9/2/2006 @ TEX	Cleveland	25y 039d	4 AB, 1 H, 1 HR, 4 RBI, 0 SB
27	Gutiérrez, J.C. (RHP)	2012	7/19/2012	8/19/2007 @ SDP	Houston	24y 036d	1.0 IP, 0 H, 1 SO, 0 BB, 0 ER
28	Kendall, Jason (C)	2012	7/20/2012	4/1/1996 @ FLA	Pittsburgh	21y 280d	4 AB, 3 H, 0 HR, 2 RBI, 0 SB
29	Jackson, Zach (LHP)	2013	5/29/2013	6/4/2006 vs. WSN	Milwaukee	23y 022d	1.0 IP, 0 H, 2 SO, 0 BB, 0 ER
30	Bergmann, Jason (RHP)	2013	7/11/2013	8/28/2005 vs. STL	Washington	23y 337d	1.1 IP, 1 H, 3 SO, 0 BB, 0 ER
31	Verdugo, Ryan (LHP)	2012	8/21/2013	7/17/2012 vs. SEA	Kansas City	25y 098d	1.2 IP, 8 H, 2 SO, 2 BB, 6 ER, L
32	Bocock, Brian (INF)	2014	4/17/2014	3/31/2008 @ LAD	San Francisco	23y 022d	1 AB, 0 H, 0 HR, 0 RBI, 0 SB
33	Ramírez, Max (C/1B)	2014	5/29/2014	6/22/2008 @ WSN	Texas	23y 255d	3 AB, 0 H, 0 HR, 2 RBI, 0 SB
34	Aoki, Nori (OF)	2014*	7/7/2014	4/6/2012 vs. STL	Milwaukee	30y 092d	1 AB, 0 H, 0 HR, 0 RBI, 0 SB
35	Maier, Mitch (OF)	2014	7/21/2014	9/23/2006 vs. DET	Kansas City	24y 058d	2 AB, 0 H, 0 HR, 0 RBI, 0 SB
36	Liddi, Alex (INF)	2015, 2018	4/9/2015	9/7/2011 @ LAA	Seattle	23y 024d	2 AB, 0 H, 0 HR, 0 RBI, 0 SB
37	Gore, Terrance (OF)	2015-17	4/9/2015	9/2/2014 vs. TEX	Kansas City	23y 086d	0 AB, 0 H, 0 HR, 0 RBI, 0 SB
38	Furcal, Rafael (INF)	2015	5/14/2015	4/4/2000 vs. COL	Atlanta	22y 163d	4 AB, 2 H, 0 HR, 2 RBI, 1 SB
39	Medlen, Kris (RHP)	2015*, 2016*	6/19/2015	5/21/2009 vs. COL	Atlanta	23y 226d	3.0 IP, 3 H, 3 SO, 5 BB, 5 ER, L
40	Vargas, Jason (LHP)	2015*, 2016*	7/13/2015	7/14/2005 @ PHI	Florida	22y 162d	1.0 IP, 1 H, 1 SO, 1 BB, 0 ER
41	Clemens, Paul (RHP)	2015	8/19/2015	4/9/2013 @ SEA	Houston	25y 054d	4.0 IP, 6 H, 0 SO, 1 BB, 5 ER, W
42	Minor, Mike (LHP)	2016*	5/10/2016	8/9/2010 @ HOU	Atlanta	22y 226d	6.0 IP, 5 H, 5 SO, 1 BB, 3 ER
43	Walters, Zach (INF)	2017	6/15/2017	9/6/2013 @ MIA	Washington	24y 001d	1 AB, 1 H, 0 HR, 2 RBI, 0 SB
44	García, Onelki (RHP)	2017	6/15/2017	9/11/2013 vs. ARI	Los Angeles (NL)	24y 040d	0.0 IP, 0 H, 0 SO, 1 BB, 0 ER
45	Buchholz, Clay (RHP)	2018	4/17/2018	8/17/2007 vs. LAA	Boston	23y 003d	6.0 IP, 8 H, 5 SO, 3 BB, 3 ER, W
46	Beeler, Dallas (RHP)	2018	7/9/2018	6/28/2014 vs. WSN	Chicago (NL)	25y 016d	6.0 IP, 4 H, 6 SO, 3 BB, 0 ER, L
47	Bowyer, Blaine (RHP)	2018*	7/24/2018	6/12/2005 vs. OAK	Atlanta	23y 336d	1.0 IP, 2 H, 1 SO, 1 BB, 1 ER, L
48	Hahn, Jesse (RHP)	2018*	7/24/2018	6/3/2014 vs. PIT	San Diego	23y 308d	3.2 IP, 6 H, 5 SO, 2 BB, 4 ER, L
49	Barlow, Scott (RHP)	2018	8/19/2018	4/30/2018 @ BOS	Kansas City	25y 133d	3.0 IP, 5 H, 1 SO, 0 BB, 1 ER
50	Kennedy, Ian (RHP)	2018*	9/3/2018	9/1/2007 vs. TBD	New York (AL)	22y 256d	7.0 IP, 5 H, 6 SO, 2 BB, 1 ER, W
51	Featherston, Taylor (INF)	2019	4/4/2019	4/12/2015 vs. KCR	Los Angeles (AL)	25y 186d	3 AB, 0 H, 0 HR, 0 RBI, 0 SB
52	Viloria, Meibrys (C)	2019, 2021	4/10/2019	9/2/2018 vs. BAL	Kansas City	21y 199d	3 AB, 1 H, 0 HR, 2 RBI, 0 SB
53	Storen, Drew (RHP)	2019	5/24/2019	5/17/2010 @ STL	Washington	22y 279d	0.2 IP, 0 H, 1 SO, 0 BB, 0 ER
54	Sanabria, Carlos (RHP)	2021	5/5/2021	8/5/2020 @ ARI	Houston	23y 194d	1.0 IP, 2 H, 1 SO, 2 BB, 2 ER
55	Bolanos, Ronald (RHP)	2021*	8/20/2021	9/3/2019 vs. ARI	San Diego	23y 011d	6.0 IP, 5 H, 4 SO, 2 BB, 2 ER, L

\* Indicates appearance(s) came on MLB Rehab Assignment

† Known as Leo Núñez through 2011

ABOUT THE  
NATURALS

2022 NWA  
NATURALS

2021 SEASON  
IN REVIEW

CLUB  
HISTORY

NATURALS  
RECORDS

LEAGUE  
OPPONENTS

GENERAL  
INFORMATION

## MID-SEASON ALL-STAR SELECTIONS

<b>2008</b> Kila Ka'aihue Juan Richardson Angel Sánchez Ovandy Suero Dan Cortes Dusty Hughes Blake Johnson	1B* DH* INF OF RHP LHP RHP	<b>2012</b> Carlo Testa Yem Prades Mario Lisson Christian Colón Patrick Keating Justin Marks	LF* RF* INF INF RHP LHP	<b>2016</b> Mauricio Ramos Frank Schwindel Jake Junis Kevin McCarthy Alec Mills	3B* 1B RHP RHP RHP
<b>2009</b> Corey Smith Jordan Parraz Kurt Mertins Cody Strait Greg Holland	3B* OF* INF OF RHP	<b>2013</b> Orlando Calixte Matt Fields Roman Hernandez Angel Franco Rey Navarro Mitch Canham Yordano Ventura Santiago Garrido	SS* DH RF* INF INF C RHP RHP	<b>2017</b> Humberto Arteaga* Samir Duenes* Jack López* Pedro Fernandez Jake Newberry Sam Selman	SS 1B 2B RHP RHP LHP
<b>2010</b> Johnny Giavotella Mike Moustakas Clint Robinson Paulo Orlando Derrick Robinson Chris McConnell Tim Smith Mario Santiago Louis Coleman Brandon Sisk Edgar Osuna Mike Montgomery	2B* 3B* DH* RF* CF* INF OF RHP RHP LHP LHP LHP	<b>2014</b> Lane Adams CF* Jorge Bonifacio Cheslor Cuthbert Orlando Calixte Whit Merrifield Andrew Triggs	RF* 3B* INF INF RHP	<b>2018</b> Nick Dini Jackssón Flores Nicky Lopez Erick Mejia Elmer Hernandez Scott Blewett Foster Griffin Zach Lovvorn Jake Newberry Emilio Ogando Walker Sheller	C 3B* SS* 2B* LF RHP LHP RHP RHP LHP RHP
<b>2011</b> Anthony Seratelli Salvador Perez Jeff Bianchi Wil Myers Buddy Baumann Kelvin Herrera	2B* C INF OF LHP RHP	<b>2015</b> Jorge Bonifacio Balbino Fuenmayor Mike Bianucci Angel Franco Terrance Gore Alex Liddi J.C. Sulbaran	OF* 1B* OF 2B OF 3B RHP	<b>2019</b> D.J. Burt Gabriel Cancel* Khalil Lee* Gerson Garabito Ofreidy Gomez Conner Greene	INF INF OF RHP RHP RHP

\* - Denotes start

## POSTSEASON ALL-STAR SELECTIONS

<b>2008</b> Kila Ka'aihue Dan Cortes	1B RHP	<b>2011</b> Salvador Perez	C	<b>2016</b> Eric Skoglund Jake Junis	LHP RHP
<b>2010</b> Clint Robinson Johnny Giavotella Mike Moustakas Paulo Orlando Derrick Robinson	1B 2B 3B OF OF	<b>2014</b> Andy Ferguson	RHP	<b>2021</b> MJ Melendez Nick Pratto Bobby Witt Jr.	C 1B SS
		<b>2015</b> Jonathan Dzielick Balbino Fuenmayor	LHP 1B		

## AWARD WINNERS

### Texas League Player of the Year

2008	Kila Ka'aihue, First Baseman
2010	Mike Moustakas, Third Baseman

### Texas League Manager of the Year

2010	Brian Poldberg
------	----------------

### Mike Coolbaugh Coach of the Year

2008	Larry Carter
2012	Terry Bradshaw

### Texas League Organization of the Year

2012	Northwest Arkansas Naturals
------	-----------------------------

### Texas League Executive of the Year

2008	Eric Edlestein, General Manager
------	---------------------------------

### Double-A Central Most Valuable Player

2021	MJ Melendez, Catcher
------	----------------------

### Double-A Central Top MLB Prospect

2021	Bobby Witt Jr., Infielder
------	---------------------------

### Texas League All-Star Game MVP

2009	Corey Smith, Infielder
2015	Jorge Bonifacio, Outfielder

### Baseball America Player of the Year

2012	Wil Myers, Outfielder
2021	Bobby Witt Jr., Infielder

### Baseball America Bob Freitas Award

2012	Northwest Arkansas Naturals
------	-----------------------------

### Sporting News MiLB Hitter of the Year

2010	Mike Moustakas, Third Baseman
------	-------------------------------

### Joe Bauman Award (MiLB Home Run King)

2021	MJ Melendez, Catcher
2010	Mike Moustakas, Third Baseman

### Matt Minker Award Winner

2011	Eric Edlestein, General Manager
2016	Justin Cole, General Manager
2019	Danny Helmer, Clubhouse Manager



# AWARD WINNERS (CONT.)

## NATURALS TEXAS LEAGUE PLAYER OF THE WEEK AWARDS

### League Player of the Week (38)

#### *Texas League*

July 7, 2008	Kila Ka'aihue
	Juan Richardson
August 25	Cory Aldridge
June 1, 2009	Kurt Mertins
June 22	Jeff Bianchi
June 29	Ed Lucas
July 20	Jeff Bianchi
Aug. 31	Cody Clark
April 19, 2010	Mike Moustakas
May 17	Mike Moustakas
July 5	Clint Robinson
August 9	Clint Robinson
August 30	Clint Robinson
May 9, 2011	Nick Van Stratten
July 18	Salvador Perez
April 23, 2012	Wil Myers
April 15, 2013	Brett Eibner
June 3	Brian Fletcher
June 24	Whit Merrifield
July 8	Brett Eibner
July 22	Brian Fletcher
June 26, 2014	Cheslor Cuthbert
June 23	Lane Adams
August 4	Juan Graterol
April 27, 2015	Balbino Fuenmayor
May 11	Balbino Fuenmayor
June 29	Alex Liddi
June 20, 2016	Frank Schwindel
June 5, 2017	Donnie Dewees
June 26	Donnie Dewees
May 21, 2018	Elier Hernandez
August 13	Anderson Miller
June 3, 2019	Meibrys Vilorio

#### *Double-A Central*

July 4, 2021	MJ Melendez
July 18	MJ Melendez
July 25	MJ Melendez
August 1	Freddy Fermin
August 29	Vinnie Pasquantino
September 19	Seuly Matias

### League Pitcher of the Week (31)

#### *Texas League*

April 21, 2008	Carlos Rosa
June 2	Blake Wood
August 25	Blake Wood
April 8, 2010	Federico Castaneda
April 19	Edgar Osuna
June 21	Louis Coleman
June 28	Mario Santiago
August 23	John Lamb
May 9, 2011	Will Smith
May 23	Buddy Baumann
April 30, 2012	Jake Odorizzi
May 7	Chris Dwyer
July 30	Ethan Hollingsworth
May 6, 2013	Yordano Ventura
June 24	Brooks Pounders
July 22	Aaron Brooks
July 7, 2014	Jason Adam
July 14	Andy Ferguson
May 11, 2015	Miguel Almonte
July 20	Cody Reed
May 23, 2016	Jake Junis
June 13	Alec Mills
August 1	Daniel Stumpf
June 19, 2017	Foster Griffin
August 6, 2018	Scott Blewett
April 15, 2019	Ofriedy Gomez
July 22	Brady Singer

#### *Double-A Central*

May 9, 2021	Alec Marsh
June 6	Marcelo Martinez
August 8	Austin Cox
August 29	Drew Parrish

## KANSAS CITY ROYALS ORGANIZATIONAL AWARDS (WON BY NATURALS)

### George Brett Award

(Organization's top hitter)

2008	Kila Ka'aihue
2009	David Lough
2010	Mike Moustakas
2012	Wil Myers
2013	Lane Adams
2014	Whit Merrifield
2016	Hunter Dozier
2017	Frank Schwindel
2018	Nicky Lopez
2019	Khalil Lee
2021	Bobby Witt Jr.

### Paul Splittorff Award

(Organization's top pitcher)

2009	Dan Cortes
2010	John Lamb
2011	Kelvin Herrera
2012	Jake Odorizzi
2013	Yordano Ventura
2014	Christian Binford
2015	Jonathan Dzedzic
2016	Jake Junis
2017	Foster Griffin

### Dick Howser Award

(Organization's most outstanding player development person)

2016	Vance Wilson
------	--------------

### Mike Sweeney Award

(Represents KC on and off the field)

2012	Alex McClure
2014	Malcom Culver
2015	Parker Morin
2016	Logan Moon
2017	Elier Hernandez
2021	Vinnie Pasquantino

### Willie Wilson Award

(Organization's top baserunner)

2010	Derrick Robinson
2011	Anthony Seratelli
2015	Terrance Gore
2018	Nick Heath
2019	Nick Heath

### Frank White Award

(Organization's top defender)

2015	Bubba Starling
2016	Cam Gallagher
2017	Nicky Lopez
2021	Nick Pratto

### Carlos Fortuna Award

(Dedicated to improving his English, work ethic and conduct)

2014	Angel Franco
2016	Yender Caramo
2019	Freddy Fermin

ABOUT THE  
NATURALS

2022 NWA  
NATURALS

2021 SEASON  
IN REVIEW

CLUB  
HISTORY

NATURALS  
RECORDS

LEAGUE  
OPPONENTS

GENERAL  
INFORMATION

# OPENING DAY LINEUPS

## 2008 @ San Antonio, 6-4 Win

1. Jose Duarte, CF
2. Angel Sánchez, SS
3. Mario Lisson, 3B
4. Juan Richardson, DH
5. Kila Ka'aihue, 1B
6. Marc Maddox, 2B
7. Brian McFall, RF
8. Geraldo Valentin, LF
9. Kiel Thibault, C
- SP Carlos Rosa, RHP

## 2009 @ San Antonio, 7-2 Loss

1. Jose Duarte, CF
2. Joe Dickerson, LF
3. Mario Lisson, SS
4. Cody Strait, DH
5. Corey Smith, 3B
6. Jordan Parraz, RF
7. Brian McFall, 1B
8. Kurt Mertins, 2B
9. John Suomi, C
- SP Dan Cortes, LHP

## 2010 vs. San Antonio, 5-1 Win

1. Derrick Robinson, CF
2. Johnny Givotella, 2B
3. Clint Robinson, 1B
4. Ernesto Mejia, DH
5. Nick Van Stratten, RF
6. Tim Smith, LF
7. Manny Piña, C
8. Kurt Mertins, 3B
9. Chris McConnell, SS
- SP Aaron Crow, RHP

## 2011 vs. San Antonio, 3-2 Loss

1. Derrick Robinson, CF
2. Christian Colón, SS
3. Wil Myers, RF
4. Jamie Romak, DH
5. Jeff Bianchi, 2B
6. Salvador Perez, C
7. Kurt Mertins, 3B
8. Anthony Seratelli, 1B
9. Nick Van Stratten, LHP
- SP Chris Dwyer, RHP

## 2012 @ Corpus Christi, 9-0 Loss

1. Rey Navarro, 2B
2. Christian Colón, SS
3. Wil Myers, RF
4. Johnny Whittleman, 1B
5. Mario Lisson, 3B
6. Yem Prades, CF
7. Carlo Testa, LF
8. Terry Evans, DH
9. Ben Theriot
- SP Chris Dwyer, RHP

## 2013 vs. Midland, 11-0 Loss

1. Brett Eibner, CF
2. Orlando Calixte, SS
3. Brian Fletcher, DH
4. Matt Fields, 1B
5. Yem Prades, RF
6. Manny Piña, C
7. Whit Merrifield, LF
8. Alex McClure, 2B
9. Rey Navarro, 3B
- SP Noel Arguelles, LHP

## 2014 @ Frisco, 3-1 Win (7 innings)

1. Lane Adams, CF
2. Whit Merrifield, LF
3. Jorge Bonifacio, RF
4. Cheslor Cuthbert, 3B
5. Jared Schlehuber, 1B
6. Edinson Rincon, DH
7. Angel Franco, SS
8. Parker Morin, C
9. Justin Trapp, 2B
- SP Andy Ferguson, RHP

## 2015 @ Midland, 10-5 Loss

1. Lane Adams, CF
2. Raul Mondesi, SS
3. Jorge Bonifacio, RF
4. Alex Liddi, 1B
5. Hunter Dozier, 3B
6. Mike Bianucci, DH
7. Angel Franco, 2B
8. Anderson De La Rosa, C
9. Terrance Gore, LF
- SP Miguel Almonte, RHP

## 2016 vs. Frisco, 2-0 Loss

1. Ramos Torres, 2B
2. Raul Mondesi, SS
3. Bubba Starling, CF
4. Hunter Dozier, 3B
5. Orlando Calixte, RF
6. Zane Evans, C
7. Mauricio Ramos, DH
8. Frank Schwindel, 1B
9. Carlos Garcia, LF
- SP Alec Mills, RHP

## 2017 vs. San Antonio, 4-0 Loss

1. Donnie Dewees, CF
2. Alfredo Escalera, LF
3. Samir Duenez, 1B
4. Frank Schwindel, DH
5. Mauricio Ramos, 3B
6. Humberto Arteaga, SS
7. Zane Evans, C
8. Logan Moon, RF
9. Jack López, 2B
- SP Zach Lovvorn, RHP

## 2018 vs. Corpus Christi, 5-4 Win

1. Nicky Lopez, SS
2. Erick Mejia, 2B
3. Alfredo Escalera, LF
4. Samir Dueñez, 1B
5. Elier Hernandez, RF
6. Donnie Dewees, CF
7. Corey Toups, 3B
8. Anderson Miller, DH
9. Nate Esposito, C
- SP Foster Griffin, LHP

## 2019 vs. Springfield, 5-1 Win

1. Nick Heath, CF
2. Khalil Lee, RF
3. Gabriel Cancel, 2B
4. Samir Dueñez, 1B
5. Emmanuel Rivera, 3B
6. Miebrys Vilorio, C
7. Taylor Featherston, SS
8. Kort Peterson, LF
9. DJ. Burt, DH
- SP Conner Greene, RHP

## 2021 @ Arkansas, W, 7-4

1. Clay Dungan, 2B
2. Bobby Witt Jr., SS
3. Nick Pratto, 1B
4. Dairon Blanco, CF
5. MJ Melendez, C
6. Brewer Hicklen, LF
7. Dennicher Carrasco, DH
8. Travis Jones, RF
9. Angelo Castellano, 3B
- SP Jonathan Heasley, RHP

# OPENING DAY STATISTICS

## OFFENSIVE NUMBERS:

**Most Starts:** 3, Two players: Samir Dueñez (2017-19) & Kurt Mertins (2009-11)  
**Most At-Bats:** 5, Many Players, last: Bobby Witt Jr. & Nick Pratto, May 4, 2021 @ Arkansas  
**Most Hits:** 3, Three Players, last: Mike Bianucci/Hunter Dozier, April 9, 2015 @ Midland  
**Most Runs:** 3, Dairon Blanco, May 4, 2021 @ Arkansas  
**Most RBI:** 4, MJ Melendez, May 4, 2021 @ Arkansas  
**Most Doubles:** 1, 12 Players, last: Nick Heath, April 4, 2019 vs. Springfield  
**Most Triples:** 1, Four Players, last: Samir Dueñez, April 4, 2019 vs. Springfield  
**Most Home Runs:** 2, Mike Bianucci, April 9, 2015 @ Midland  
2, MJ Melendez, May 4, 2021 @ Arkansas  
**Most Walks:** 3, Dairon Blanco, May 4, 2021 @ Arkansas  
**Most Strikeouts:** 3, Five players, last: Dennicher Carrasco, May 4, 2021 @ Arkansas  
**Most Total Bases:** 9, Mike Bianucci, April 9, 2015 @ Midland  
**Most Stolen Bases:** 2, Four Players, last: Dairon Blanco & Brewer Hicklen, May 4, 2021 @ Arkansas  
**Most Errors:** 2, Two Players - last: Christian Colón, April 5, 2012 @ Corpus Christi  
**Most Outfield Assists:** 2, Nick Van Stratten, April 7, 2011 vs. San Antonio

## PITCHING NUMBERS:

**Most Innings Pitched, Starter:** 6.0 IP, Two players, last: Conner Greene, 2019 vs. Springfield  
**Most Innings Pitched, Reliever:** 4.1 IP, Everett Teafor, April 8, 2010 vs. San Antonio  
**Most Hits Allowed, Starter:** 6, Two Players, last: Dan Cortes - April 9, 2009 @ San Antonio  
**Most Hits Allowed, Reliever:** 4, Pedro Fernandez, April 5, 2018 vs. Corpus Christi  
**Most Runs Allowed, Starter:** 5, Dan Cortes, April 9, 2009 @ San Antonio  
**Most Runs Allowed, Reliever:** 4, Elisaul Pimentel, April 5, 2012 @ Corpus Christi  
**Most Earned Runs Allowed, Starter:** 5, Dan Cortes, April 9, 2009 @ San Antonio  
**Most Earned Runs Allowed, Reliever:** 4, Elisaul Pimentel, April 5, 2012 @ Corpus Christi  
**Most Walks Allowed, Starter:** 4, Noel Arguelles, April 4, 2013 vs. Midland  
**Most Walks Allowed, Reliever:** 6, Daniel Stumpf, April 9, 2015 @ Midland  
**Most Strikeouts, Starter:** 8, Zach Lovvorn, April 6, 2017 vs. San Antonio  
**Most Strikeouts, Reliever:** 7, Jake Kalish, April 4, 2019 vs. Springfield

## OPENING DAY LINEUP FIGURES

### ALL-TIME RECORD ON OPENING DAY: 5-7

**Current Streak:** Won 2  
**Opening Day Record, Home:** 3-4  
**Opening Day Record, Road:** 2-3  
**Most At-Bats:** 40, April 3, 2008 @ San Antonio  
**Most Runs:** 6, April 3, 2008 @ San Antonio  
**Most Hits:** 14, April 3, 2008  
**Most Walks, Batting:** 6, 2x, last: April 4, 2019 vs. SPG  
**Most Strikeouts, Batting:** 13, April 5, 2018 vs. CC  
**Most Left-on-Base:** 12, April 5, 2019 vs. Springfield  
**Best RISP:** 5-for-11, April 8, 2010 vs. San Antonio

**Worst RISP:** 0-for-9, April 7, 2016 vs. Frisco  
**Most Doubles:** 3, April 8, 2010 vs. San Antonio  
**Most Triples:** 1, 4x, last: April 4, 2019 vs. Springfield  
**Most Home Runs:** 4, April 9, 2015 @ Midland  
**Most Errors:** 5, Twice - last: April 5, 2012 @ Corpus Christi  
**Most Stolen Bases:** 2, 4x, last: April 7, 2016 vs. Frisco  
**Longest Game:** 3 hours, 34 minutes, April 4, 2013 @ Midland  
**Shortest Game:** 2 hours, 27 minutes, April 7, 2011 vs. San Antonio  
**Largest Attendance:** 6,210, April 6, 2017 vs. San Antonio  
**Smallest Attendance:** 4,856, April 4, 2013 vs. Midland

ABOUT THE  
NATURALS

2022 NWA  
NATURALS

2021 SEASON  
IN REVIEW

CLUB  
HISTORY

NATURALS  
RECORDS

LEAGUE  
OPPONENTS

GENERAL  
INFORMATION

# FRANCHISE FIRSTS

## TEAM

Game.....	April 3, 2008 @ San Antonio
Home Plate Umpire .....	Jason Millsap
Win.....	April 3, 2008 @ San Antonio, 6-4
Road Game .....	April 3, 2008 @ San Antonio
Loss.....	April 4, 2008 @ San Antonio, 3-0
Series Win.....	April 25-28, 2008 vs. Arkansas (4-0 sweep)
Home Series Win.....	April 25-28, 2008 vs. Arkansas (4-0 sweep)
Road Series Win.....	May 12-15, 2008 @ Tulsa (3 games to 1)
Home Series Sweep.....	April 25-28, 2008 vs. Arkansas (4-0 sweep)
Road Series Sweep.....	June 29-July 1, 2008 @ Corpus Christi (3-0 sweep)
Homestand Above .500.....	April 21-28, 2008 vs. Springfield (2-2) & Arkansas (4-0)
Shutout.....	April 8, 2008 @ Corpus Christi, 2-0
Extra Inning Game .....	April 7, 2008 @ Corpus Christi, 12 innings (8-7, loss)
Doubleheader.....	April 24, 2008 vs. Springfield, Game 1: W, 4-2, Game 2: 4-3, L
Ejection .....	Brian Poldberg, May 16, 2008 vs. Arkansas: 7th inning by HP Umpire Mike Jarboe

## HITTERS

Batter .....	Jose Duarte, April 3, 2008 @ San Antonio
Baserunner.....	Jose Duarte, April 3, 2008 @ San Antonio
Base Hit .....	Jose Duarte, April 3, 2008 @ San Antonio (single)
Run.....	Jose Duarte, April 3, 2008 @ San Antonio (3rd inning)
Run Batted In .....	Juan Richardson, April 3, 2008 @ San Antonio (3rd inning, single)
Extra-Base Hit.....	Brian McFall, April 3, 2008 @ San Antonio (triple)
Double.....	Kiel Thibault, April 3, 2008 @ San Antonio
Triple .....	Brian McFall, April 3, 2008 @ San Antonio
Home Run .....	Brian McFall, April 3, 2008 @ San Antonio (5th inning off Michael Ekstrom)
Two-Run Home Run .....	Brian McFall, April 3, 2008 @ San Antonio (5th inning off Michael Ekstrom)
Three-Run Home Run .....	Kila Ka'aihue, April 7, 2008 vs. Corpus Christi (1st inning, off Sean Walker)
Grand Slam .....	Kila Ka'aihue, April 11, 2008 vs. San Antonio (8th inning, off Jonathan Ellis)
Inside-the-Park Home Run.....	Donnie Dewees, July 27, 2017 vs. Springfield Cardinals (3rd inning off Trey Nielsen)
Pinch Hitter .....	Kila Ka'aihue, April 12, 2008 vs. San Antonio
Pinch Hit .....	Brian McFall, April 24, 2008 vs. Springfield (single)
Two Hits, Inning .....	Mario Lissons, April 11, 2008 vs. San Antonio (two singles)
Stolen Base .....	Jose Duarte, April 3, 2008 @ San Antonio
Walk.....	Jose Duarte, April 3, 2008 @ San Antonio
Strikeout .....	Angel Sanches, April 3, 2008 @ San Antonio (by Michael Ekstrom)
Sacrifice.....	Jose Duarte, April 3, 2008 @ San Antonio
Sacrifice Fly .....	Ovandy Suero, April 13, 2008 vs. Corpus Christi
Hit by Pitch.....	Marc Maddox, April 6, 2008 vs. Corpus Christi
Ground Into Double Play.....	Angel Sánchez, April 3, 2008 @ San Antonio

## PITCHERS

Pitcher.....	Carlos Rosa, April 3, 2008 @ San Antonio
Winning Pitcher .....	Dusty Hughes, April 3, 2008 @ San Antonio
Losing Pitcher .....	Julio Pimentel, April 4, 2008 @ San Antonio
Save .....	Matt Peterson, April 3, 2008 @ San Antonio
Hit Allowed .....	Carlos Rosa, April 3, 2008 @ San Antonio by Chad Huffman (single)
Double Allowed .....	Carlos Rosa, April 3, 2008 @ San Antonio by Peter Cioforno
Triple Allowed.....	Dusty Hughes, April 6, 2008 @ Corpus Christi by Eli Lorg
Home Run Allowed.....	Matt Peterson, April 3, 2008 @ San Antonio by Brett Dowdy
Run Allowed.....	Carlos Rosa, April 3, 2008 @ San Antonio by Chad Huffman
Walk.....	Dusty Hughes, April 3, 2008 @ San Antonio by Brett Dowdy
Strikeout .....	Brett Dowdy by Carlos Rosa, April 3, 2008 @ San Antonio
Hit Batsman .....	Rowdy Hardy, April 5, 2008 @ San Antonio. Hit Drew Macias
Wild Pitch.....	Dusty Hughes, April 6, 2008 @ Corpus Christi

## FIELDING

Double Play .....	April 5, 2008 @ San Antonio. Hit by Kyle Blanks
.....	Mario Lisson (5) – Marc Maddox (4) – Kila Ka'iahue (3) was the fielding play
Unassisted Double Play.....	Kila Ka'iahue on April 5, 2008, 3-Unassisted
Triple Play.....	July 19, 2011 at Arkansas. Hit by Alberto Rosario
.....	Mario Lisson (5) – Jeff Bianchi (4) – Jamie Romak (3) was the fielding play.
Error.....	Angel Sanches, April 3, 2008 @ San Antonio (throwing)
Outfield Assists.....	Jose Duarte, April 4, 2008 @ San Antonio

# NORTH DIVISION SERIES HISTORY

## 2008 NORTH DIVISION CHAMPIONSHIP

In the franchise's first season of existence, the Nationals won the 2<sup>nd</sup> Half North Division crown on August 30, 2008, to earn a playoff berth against the 1<sup>st</sup> Half North Division champions, the Arkansas Travelers (Los Angeles Angels). Northwest Arkansas posed a good fight against Arkansas, trailing 2-0 entering the final game of the series. The Travelers scored three runs in the top of the 11<sup>th</sup> to advance to the Texas League Championship Series. Despite the Nationals' early exit from the postseason, it set a winning precedent for the organization for years to come.

### Game 1 • at Arkansas • Thursday, September 4

Northwest Arkansas	001	000	000	-	1	4	0
Arkansas	000	001	03X	-	4	7	0

WP: F. Rodriguez (1-0); LP: C. Hayes (0-1); SV: R. Rodriguez (1); HR: Duarte (1). T-2:39 A-1,059

### Game 2 • at Arkansas • Friday, September 5


Northwest Arkansas	010	000	030	-	4	6	1
Arkansas	204	000	00X	-	6	8	1

WP: D. Denham (1-0); LP: B. Wood (0-1); SV: R. Rodriguez (2); HR: Trumbo (1). T-2:38 A-2,015

### Game 3 • at NW Arkansas • Saturday, September 6

Arkansas	020	100	000	03	-	6	11	0
Northwest Arkansas	020	100	000	00	-	4	8	0

WP: D. Brandt (1-0); LP: K. Crist (0-1); SV: R. Rodriguez (3); HR: Conger (1), Lissos 2 (2). T-2:49 A-3,047 (6,121)



Northwest Arkansas won the franchise's first playoff series on Sept. 11, 2009 sweeping Springfield, 3-0.

## 2009 NORTH DIVISION CHAMPIONSHIP

For the second consecutive season, Northwest Arkansas punched its ticket to the postseason with a 2<sup>nd</sup> Half North Division title on September 6, 2009. Three days later, the Nationals commenced upon a three-game sweep over the Springfield Cardinals (St. Louis Cardinals) in the best-of-five game series. Behind a complete-game shutout from Anthony Lerew in Game 1 and four home runs in Game 2, Kurt Mertins delivered a two-out, walk-off single to send Northwest Arkansas to the Texas League Championship for the first time in franchise history.

### Game 1 • at Springfield • Wednesday, September 9

Northwest Arkansas	150	000	000	-	6	8	0
Springfield	000	000	000	-	0	2	1

WP: A. Lerew (1-0); LP: T. Hearne (0-1); HR: Bianchi (1). T-2:16 A-3,109

### Game 2 • at Springfield • Thursday, September 10

Northwest Arkansas	040	212	003	-	12	14	2
Springfield	142	000	000	-	7	12	1

WP: C. Orvella (1,0); LP: C. Mulligan (0-1); SV: A. Hartsock (1); HR: Lough (1), Maddox (1), Bianchi (2), Clark (1). T-3:22 A-3,704

### Game 3 • at NW Arkansas • Friday, September 11

Springfield	001	000	000	-	1	4	3
Northwest Arkansas	100	000	001	-	2	8	1

WP: B. Wood (1-0); LP: C. Fick (0-1); HR: None. T-2:36 A-3,664 (10,447)

## 2010 NORTH DIVISION CHAMPIONSHIP

In one of the most epic North Division Championship series, Northwest Arkansas trailed the Springfield Cardinals (St. Louis Cardinals) 2 games to 1 in the best-of-five series. The Cardinals led, 5-4 entering the top of the 8<sup>th</sup> inning before Eric Hosmer crushed his second homer of the game and fifth of the postseason to give Northwest Arkansas a 6-5 lead they did not relinquish to even the series. The Nationals played seven runs in the first two innings in Game 5 as Mike Montgomery struck out six batters over 6.1 innings to earn the win and put a seemingly team of destiny into the Texas League Championship. The five-game thriller between the Cardinals and the Nationals featured 18 future Major League players (Northwest Arkansas, 12; Springfield, 6).

### Game 1 • at NW Arkansas • Thursday, September 9

Springfield	010	000	010	002	-	4	8	2
Northwest Arkansas	001	000	010	000	-	2	11	1

WP: S. Gorgen (1-0); LP: P. Keating (0-1); SV: B. King (1); HR: Kozma 2 (2), Hosmer (1) T-3:48 A-3,927

### Game 2 • at NW Arkansas • Friday, September 10

Springfield	000	000	002	-	2	8	2
Northwest Arkansas	110	001	20X	-	5	7	0

WP: E. Teaford (1-0); LP: D. Kopp (0-1); HR: Seratelli (1), Hosmer (2). T-2:41 A-3,642

### Game 3 • at Springfield • Saturday, September 11

Northwest Arkansas	200	000	205	-	9	12	1
Springfield	002	820	10X	-	13	16	0

WP: B. Broderick (1-0); LP: R. Hardy (0-1); SV: B. King (2); HR: Hosmer (3), Seratelli (2). T-3:27 A-3,536

### Game 4 • at Springfield • Sunday, September 12

Northwest Arkansas	200	002	020	-	6	8	0
Springfield	111	002	000	-	5	14	0

WP: B. Johnson (1-0); LP: S. Gorgen (1-1); SV: P. Keating (1); HR: Hosmer 2 (5), C. Robinson (1), Carpenter (1) T-2:57 A-2,828

### Game 5 • at NW Arkansas • Monday, September 13

Springfield	100	200	100	-	4	7	1
Northwest Arkansas	430	000	10X	-	8	12	2

WP: M. Montgomery (1-0); LP: T. Hearne (0-1); SV: H. Barrera (1); HR: Seratelli (3), Scruggs (1). T-3:03 A-2,726



Eric Hosmer hit a franchise-record six home runs during the 2010 postseason including two in Game 4 at Springfield.

## 2011 NORTH DIVISION CHAMPIONSHIP

2011 marked the fourth straight season the Nationals appeared in the North Division Championship Series and rekindled the Diamond State Rivalry against the Arkansas Travelers (Los Angeles Angels). The Nationals forced a Game 4 winning Game 3, behind 6.0 innings of one-run baseball from Mario Santiago before dropping Game 4 at home the following day.

### Game 1 • at Arkansas • Wednesday, September 7

Northwest Arkansas	100	000	000	00	-	1	4	1
Arkansas	100	000	000	01	-	2	6	0

WP: D. Carpenter (1-0); LP: B. Hardy (0-1); HR: None. T-3:33 A-2,439

### Game 2 • at Arkansas • Thursday, September 8

Northwest Arkansas	000	000	000	-	0	2	2
Arkansas	000	000	001	-	1	3	0

WP: S. Gelz (1,0); LP: E. Garcia (0-1); HR: Lopez (1) T-2:20 A-2,936

ABOUT THE  
NATURALS

2022 NWA  
NATURALS

2021 SEASON  
IN REVIEW

CLUB  
HISTORY

NATURALS  
RECORDS

LEAGUE  
OPPONENTS

GENERAL  
INFORMATION



## NORTH DIVISION SERIES CONT.

### Game 3 • at NW Arkansas • Friday, September 9

Arkansas	100	000	000	-	1	4	2
Northwest Arkansas	100	010	01X	-	3	4	1
WP: M. Santiago (1-0); LP: O. Arenas (0-1); SV: B. Hardy (1)HR: None. T-2:35 A-3,193							

### Game 4 • at NW Arkansas • Saturday, September 10

Arkansas	300	310	020	-	9	12	0
Northwest Arkansas	000	302	000	-	5	10	3
WP: Van Mill (1-0); LP: Jeffress (0-1); HR: T. Smith (1), Jimenez 2 (2). T-3:20 A-2,503 (11,071)							

### 2015 NORTH DIVISION CHAMPIONSHIP

The Nationals snapped a three-year playoff drought by capturing the 1<sup>st</sup> Half North Division title. Northwest Arkansas met the Arkansas Travelers (Los Angeles Angels) in the North Division Championship for the third time in franchise history and went on to sweep the Travelers, 3-0. Trailing 3-1 in Game 1, Raul Mondesi hit a game-tying two-run home run in the bottom of the 8<sup>th</sup> inning. Bubba Starling led off the 9<sup>th</sup> by reaching on an error and scored from 1<sup>st</sup> base with two outs on a single by Parker Morin to win the game, 4-3. The Game 1 victory set the tone for the remainder of the series.

### Game 1 • at NW Arkansas • Wednesday, September 9

Arkansas	000	012	000	-	3	8	1
Northwest Arkansas	000	010	021	-	4	7	0
WP: M. Peterson (1-0); LP: C. O'Grady (0-1); HR: Mondesi (1) T-2:55 A-2,418							

### Game 2 • at NW Arkansas • Friday, September 10

Arkansas	100	002	000	-	3	8	2
Northwest Arkansas	000	005	00X	-	5	8	0
WP: S. Selman (1-0); LP: E. Santos (0-1); SV: M. Peterson (1); HR: None. T-3:07 A-3,215							

### Game 3 • at Arkansas • Saturday, September 11

Northwest Arkansas	010	201	101	-	6	9	0
Arkansas	101	010	000	-	3	6	0

### 2016 NORTH DIVISION CHAMPIONSHIP

After winning the 2<sup>nd</sup> Half of the North Division on the final day of the regular season, Northwest Arkansas rolled into the postseason and entered the best-of-five game series against the Springfield Cardinals (St. Louis Cardinals) on the road. The Nationals set franchise and Texas League records, including most hits (19) in a losing effort and experienced the suspension rule. Game 2 of the series started in Springfield, Mo. on Thursday, Sept. 9 and concluded in Springdale, Ark. on Friday, Sept. 10 in the afternoon, prior to Game 3. Leading the series, 2-1 entering Game 4, a walk-off, bunt, fielder's choice by Nationals' catcher, Cam Gallagher, scored Ryan O'Hearn in the bottom of the 10<sup>th</sup> inning to send the Nationals to the franchise's fourth Texas League Championship Series.

### Game 1 • at Springfield • Wednesday, September 9

Northwest Arkansas	004	101	030	-	9	16	4
Springfield	000	140	010	-	6	10	1
WP: D. Stumpf (1-0); LP: R. Rowland (0-1); SV: M. Peterson; HR: Toups 2 (2), Caldwell (1). T-3:01 A-2,647							

### Game 2 • at Springfield/NW Ark. • Fri./Sat., Sept. 10/11


Northwest Arkansas	303	002	003	-	11	19	1
Springfield	300	040	05X	-	12	11	2
WP: R. Wick (1-0); LP: D. Stumpf (1-1); HR: Toups (3), O'Hearn 2 (2), Ramos (1), Duenez (1), Wilson (1). T-2:39 (:11 delay/suspended game) A-2,598							

### Game 3 • at NW Arkansas • Saturday, September 11

Springfield	000	200	001	-	3	8	0
Northwest Arkansas	010	114	01X	-	8	14	0
WP: E. Stout (1-0); LP: M. Pearce (0-1); HR: Toups (4), Duenez (2), Voit (1). T-2:50 A-2,477							

### Game 4 • at NW Arkansas • Sunday, September 12

Springfield	000	101	000	0	-	2	6	0
Northwest Arkansas	000	100	100	1	-	3	11	1
WP: M. Peterson (1-0); LP: J. Lucas (0-1); HR: O'Hearn (3), DeJong (1). T-3:08 A-1,710								



Ryan O'Hearn scored on a bunt by Cam Gallagher to defeat the Cardinals, 3-2 in 10 innings in Game 4 of the 2016 NLCS.

### 2017 NORTH DIVISION CHAMPIONSHIP

NWA clinched during the club's longest road trip in franchise history. The Nationals opened the 14-game in 13-days road trip with a five-game series sweep of the Tulsa Drillers with the finale and clinching game featuring a seven-inning performance by left-hander Emilio Ogando in the 4-1 win. The Nationals and Drillers locked-up in the North Division Series as this time, the Drillers notched the upper hand. Northwest Arkansas took Game 1 with a three-run seventh inning with an eight-strikeout performance by Foster Griffin to take a 1-0 series lead. The Drillers evened the series with an 11-7 back-and-forth win headed into Tulsa. NWA took Game 3 by scoring six runs in the first two innings en route to a 7-3; but Tulsa took the final two games to advance to the Texas League Championship Series.

### Game 1 • at NW Arkansas • Wednesday, September 6

Tulsa	000	000	010	-	1	4	1
Northwest Arkansas	000	000	00X	-	3	7	1
WP: T. Hill (1-0); LP: L. Somsen (0-1); SV: R. Lovelady (1) HR: None T-2:23 A-2,616							

### Game 2 • at NW Arkansas • Thursday, Sept. 7

Tulsa	204	100	400	-	11	9	2
Northwest Arkansas	000	331	000	-	7	12	0
WP: B. Moran (1-0); LP: Y. Marte (0-1); HR: Dini (1), Gailen (1), Beatty (1), Jackson (1) T-3:42 A-3,434							

### Game 3 • at Tulsa • Friday, September 8

Northwest Arkansas	330	000	010	-	7	12	1
Tulsa	300	000	000	-	3	6	2
WP: E. Ogando (1-0); LP: J. Sborz (0-1); HR: Garlick (1), Gailen (2). T-2:27 A-2,692							

### Game 4 • at Tulsa • Saturday, September 9

Northwest Arkansas	002	204	000	-	8	13	0
Tulsa	000	262	06X	-	16	18	2
WP: K. Kowalczyk (1-0); LP: M. Tenuta (0-1); HR: O'Hearn (1), O'Brien (1), Garlick (2). T-3:41 A-2,377							

### Game 5 • at Tulsa • Sunday, September 10

Northwest Arkansas	000	000	001	-	1	6	1
Tulsa	030	300	03X	-	6	7	0
WP: D. Santana (1-0); LP: C. Ray (0-1); HR: Mejia (1). T-2:26 A-2,179							



Alfredo Escalera (No. 24), Sam Selman (center) and Donnie Dewees celebrate at ONEOK Field following the Nationals 4-1 win to clinch the First Half Championship on June 17, 2017.

# CHAMPIONSHIP SERIES HISTORY

## 2009 TEXAS LEAGUE CHAMPIONSHIP V. MIDLAND ROCKHOUNDS

### RockHounds win, 3-1

The first Texas League Championship series appearance in Northwest Arkansas history saw the Nationals fall in four games to the Midland RockHounds (Oakland Athletics). The Nationals jumped on the RockHounds in the series opener in the Permian Basin at CitiBank Ballpark, massacring Midland for 11 runs on 18 hits and came back to the Natural State with the series tied at 1-1. The RockHounds staved off a Nationals' late-inning rally in Game 3 and won a 12-inning thriller in Game 4 to clinch the series, 3-1.

#### Game 1 • at Midland • Tuesday, September 15

The Nationals offensive attack set a postseason franchise record with 18 hits, matching the single-game high for the 2009 season and capitalized on five Midland blunders to take Game 1, 11-5 ... Nationals' starter, **Anthony Lerew**, earned his second win of the postseason allowing one run over 6.0 innings with six strikeouts ... Midland starter **Arnold Leon** took the loss after working just 4.0 innings, allowing three unearned runs ... The Nationals struck first in the second inning, after **Corey Smith** moved into scoring position on a **Josh Donaldson** passed ball, **Vance Wilson** delivered a run-scoring single to get the Nationals on the board ... Northwest Arkansas made it 2-0 in the third after a RockHound error, the first of eventual five on the night ... Four doubles catalyzed the Nationals' offense with Wilson delivering two in the win.

	1	2	3	4	5	6	7	8	9	R	H	E	LO
NW Arkansas	0	1	1	1	2	2	3	1	0	11	18	0	12
Midland	0	0	1	0	0	0	0	0	4	5	13	5	13
W: A. Lerew (1-0)				L: A. Leon (0-1)						SV: None			
Weather: 83°		1st Pitch: 6:31 PM					T: 3:03			Att: 3,498			
HR: J. Donaldson (1, 3rd inning off Lerew, 0 on, 0 out).													

#### Game 2 • at Midland • Wednesday, September 16

Midland used a five-run sixth-inning and staved off a late-inning rally by Northwest Arkansas to even the series ... Veteran right-hander, **Graham Godfrey**, earned a gritty win ... **Chad Orvella** blew the save and took the loss for the Nationals ... **Jon Hutton** worked the final four outs to notch the save ... the Nationals blew the game open early with a five-run second inning ... **Marc Maddox** came through with the big blow during the second inning with a two-run homer ... Midland responded with two-run home half of the second to narrow the gap ... Three home runs in the sixth inning propelled the RockHounds to a 7-5 lead ... **Corey Smith** singled home **Jeff Bianchi** in the eighth inning; but Hutton halted the rally for Midland.

	1	2	3	4	5	6	7	8	9	R	H	E	LO	
NW Arkansas	0	5	0	0	0	0	0	1	0	6	11	1	5	
Midland	0	2	0	0	0	5	0	0	x	7	11	0	8	
W: G. Godfrey (1-0)				L: C. Orvella (0-1)				SV: J. Hutton (1)						
Weather: 82°				1st Pitch: 6:31 PM				T: 2:51		Att: 2,3,577				
HR: M. Maddox (1, 2nd inning off Godfrey, 1 on, 1 out) ... S. Peterson (1, 6th inning off Hardy, 0 on, 0 out) ... A. Gilbert (1, 6th inning off Hardy, 0 on, 1 out) ... J. Weeks (1, 6th inning off Orvella, 2 on, 1 out)														

### 2009 POSTSEASON ROSTER

**Manager:** Brian Poldberg (27); **Coaches:** Terry Bradshaw (41), Larry Carter (34); **Strength Coach:** Nic Lively; **Trainer:** Chris DeLucia; **Clubhouse Manager:** Danny Helmer

No.	Name	Pos.	No.	Name	Pos.	No.	Name	Pos.
23	Juan Abreu .....	RHP	28	Rowdy Hardy.....	LHP	3	Chris McConnell .....	SS
37	John Bannister .....	RHP	14	Aaron Hartsock .....	RHP	7	Kurt Mertins .....	2B
6	Jeff Bianchi .....	INF	11	Jeff Howell .....	C	29	Chad Orvella .....	RHP
24	Federico Castaneda.....	RHP	32	Blake Johnson .....	RHP	16	Corey Smith .....	1B
17	Cody Clark .....	C	18	Anthony Lerew .....	RHP	40	Ben Swaggerty .....	RHP
26	Jose Duarte .....	OF	15	David Lough .....	OF	19	Everett Teaford .....	LHP
12	Jarrod Dyson .....	OF	21	Ed Lucas .....	UTL	13	Vance Wilson.....	C
33	Jason Godin .....	RHP	9	Marc Maddox.....	2B/SS	37	Blake Wood.....	RHP

#### Game 3 • at Northwest Arkansas • Friday, September 18

The RockHounds took a 2-1 series lead by plating six runs in the first three innings ... Northwest Arkansas finally broke through against Midland starter, **Kyle Middleton**, in the fifth inning on a **Kurt Mertins** sacrifice fly ... Trailing 8-1 entering the bottom of the sixth, **David Lough** belted a two-run homer to cut the deficit to 8-3 ... After the RockHounds made it a 9-3 game, Northwest Arkansas used a three-run home run by team-leader, **Corey Brown**, to pull the Nationals within three ... **Jarrod Dyson** led off the bottom of the ninth with a double and later scored on a Midland fielding error for the Nationals' final run of the game.

	1	2	3	4	5	6	7	8	9	R	H	E	LO
Midland	3	0	3	0	1	1	0	1	0	9	12	2	10
NW Arkansas	0	0	0	0	1	2	0	3	1	7	10	1	7
W: K. Middleton (1-0) L: B. Johnson (0-1) SV: J. Lansford (1)													
Weather: 73° 1st Pitch: 7:16 PM T: 3:19 Att: 3,965													
HR: D. Lough (1, 6th inning off Middleton, K, 1 on, 0 out) ... C. Smith (1, 8th inning off Storey, 2 on, 0 out) ... C. Brown (1, 3rd inning off Johnson, B, 1 on, 1 out) ... S. Peterson (2, 5th inning off Castaneda, F, 0 on, 1 out) ... J. Horton (2, 6th inning off Castaneda, F, 0 on, 0 out, 8th inning off Castaneda, F, 0 on, 0 out).													

#### Game 4 • at Northwest Arkansas • Saturday, September 19

The RockHounds defeated the Nationals at Arvest Ballpark to clinch the organization's third Texas League crown ... Northwest Arkansas broke the scoreless affair in the seventh inning on a **Vance Wilson** sacrifice fly, followed by a **Cody Clark** run-scoring single ... A fielding error by **Aaron Hartsock** allowed for **Corey Brown** to hit a game-tying, two-run home run in the ninth inning ... The Nationals could not capitalize on a bases-loaded chance in the 10<sup>th</sup> inning ... Midland's **Raul Padron** hit a go-ahead, two-run home run in the top of the 12<sup>th</sup> frame to secure the extra-inning win for the RockHounds.

	1	2	3	4	5	6	7	8	9	10	11	12	R	H	E	LO
Midland	0	0	0	0	0	0	0	0	2	0	2	4	11	1	12	
NW Arkansas	0	0	0	0	0	0	2	0	0	0	0	2	10	1	12	
W: J. Fernandez (1-0)    L: B. Swaggerty (0-1)    SV: J. Lansford (2)																
Weather: 68°    1st Pitch: 1:04 PM    T: 4:06    Att: 2,680																
HR: C. Brown (2, 9th inning off Hartsock, 1 on, 0 out) ... R. Padron (1, 12th inning off Swaggerty, 1 on, 2 out).																

ABOUT THE  
NATURALS

2022 NWA  
NATURALS

2021 SEASON  
IN REVIEW

CLUB  
HISTORY

NATURALS  
RECORDS

LEAGUE  
OPPONENTS

GENERAL  
INFORMATION

# CHAMPIONSHIP SERIES HISTORY CONT.

## 2010 TEXAS LEAGUE CHAMPIONSHIP V. MIDLAND ROCKHOUNDS

### Naturals win, 3-1

Three seasons into the franchise's young history, the Naturals capture the organization's first Texas League Championship crown with a 3-1 series win over the Midland RockHounds. The Naturals postseason roster included 12 future Major League players including Danny Duffy, Eric Hosmer and Will Smith. The Naturals pitching staff held Midland, the best offensive team from the South Division, to eight runs the entire series while posting a 1.25 ERA.



#### Game 1 • at NW Arkansas • Wednesday, September 15

Fueled by four home runs and strong pitching, the Naturals took Game 1 at home, 7-2 ... 21-year old Danny Duffy notched the win with five strikeouts over 5.0 innings ... veteran hurler, Graham Godfrey took the loss ... Patrick Keating worked the final four outs to earn the save ... Midland struck first with a two-run second inning, but Manny Piña's two-run homer tied the contest in the bottom of the frame ... Anthony Seratelli's two-run home run in the fourth inning gave the Naturals' the lead for good ... Seratelli homered again in the seventh inning ... Clint Robinson hit a home run in the eighth inning for a 7-2 final score.

	1	2	3	4	5	6	7	8	9	R	H	E	LO
Midland	0	2	0	0	0	0	0	0	0	2	9	0	11
NW Arkansas	0	2	0	2	0	0	2	1	x	7	8	1	2
W: D. Duffy (1-0)    L: G. Godfrey (0-1)    SV: P. Keating (1)													
Weather: 84°    1st Pitch: 7:04 PM    T: 3:00    Att: 3,210													
HR: M. Piña (1, 2nd inning off Godfrey, 1 on, 0 out) ... A. Seratelli 2 (2, 4th inning off Godfrey, 1 on, 2 out, 7th inning off Smyth, 1 on, 0 out) ... C. Robinson (1, 8th inning off Sewell, 0 on, 1 out).													

#### Game 2 • at NW Arkansas • Thursday, September 16

Midland starter Anthony Capra kept the Naturals bats hitless for 6.0 innings, allowing an unearned run for Northwest Arkansas in bottom of third inning ... Nick Van Stratten broke the no-hit bid off reliever Mickey Storey and later scored to tie the game at 2-2 on a Chris McConnell single ... Midland broke the 2-2 tie in the ninth inning, scoring three runs on three hits and capitalizing on one Natural error ... Midland's Nate Wagner pitched the bottom of the ninth and retired the Naturals in order.

	1	2	3	4	5	6	7	8	9	R	H	E	LO
Midland	0	0	0	2	0	0	0	0	3	5	11	2	6
NW Arkansas	0	0	1	0	0	0	1	0	0	2	2	1	5
W: M. Storey (1-0)    L: R. Hardy (0-1)    SV: N. Wagner (1)													
Weather: 80°    1st Pitch: 7:06 PM    T: 2:37    Att: 3,465													
HR: None													

#### Game 3 • at Midland • Friday, September 17

Eric Hosmer's name continued to be etched deeper within Texas League lore as his sixth home run of the postseason ended up being the game-winner in the top of the eighth inning to give the Naturals a 2-1 series lead ... The homer tied Keith Ginter's mark of the 2000 Round Rock Express as the second-most home runs in Texas League postseason history ... Starter John Lamb twirled 6.2 innings of one-run baseball with five strikeouts in a no-decision effort ... Patrick Keating worked around a pair of singles in the ninth inning to hold on for the save in Game 3.

	1	2	3	4	5	6	7	8	9	R	H	E	LO
NW Arkansas	0	0	0	0	0	0	0	2	0	2	4	1	5
Midland	0	0	0	0	0	1	0	0	0	1	6	1	6
W: H. Barrera (1-0)    L: M. Storey (1-1)    SV: P. Keating (2)													
Weather: 85°    1st Pitch: 7:05 PM    T: 2:34    Att: 3,528													
HR: G. Green (1, 6th inning off Lamb, Jo, 0 on, 2 out) ... E. Hosmer (1, 8th inning off Storey, 1 on, 2 out).													

#### Game 4 • at Midland • Saturday, September 18

Will Smith did not pitch a single inning for the Naturals during the regular season, but earned the win in the clinching game of the championship series ... Smith worked 6.2 innings of shutout baseball with six strikeouts in the victory ... Northwest Arkansas scratched around a run in the fifth inning after Anthony Seratelli's lead-off triple ... The second run came when Eric Hosmer singled to score Johnny Givotella ... The run was waved off initially with the umpires ruling the batted ball off Hosmer's bat hit Givotella's foot, but manager Brian Poldberg argued and the call was reversed, which led to the ejection of Midland manager, Darren Bush ... Henry Barrera retired all four batters he faced ... Patrick Keating tip-toed around a lead-off double to record his fourth save of the postseason.

	1	2	3	4	5	6	7	8	9	R	H	E	LO
NW Arkansas	0	0	0	0	1	0	0	1	0	2	8	0	5
Midland	0	0	0	0	0	0	0	0	0	0	8	1	7
W: W. Smith (1-0)    L: M. Wright (0-1)    SV: P. Keating (3)													
Weather: 87°    1st Pitch: 7:02 PM    T: 2:40    Att: 3,279													
HR: None													

## 2010 POSTSEASON ROSTER

**Manager:** Brian Poldberg (27); **Coaches:** Terry Bradshaw (41), Larry Carter (34); **Strength Coach:** Joey Greeny; **Trainer:** Tony Medina; **Clubhouse Manager:** Danny Helmer

No.	Name	Pos.	No.	Name	Pos.	No.	Name	Pos.
29	Henry Barrera.....	RHP	19	John Lamb.....	LHP	26	Jamie Romak.....	OF
21	Danny Duffy.....	LHP	2	Chris McConnell.....	SS	6	Anthony Seratelli.....	3B
15	Ryan Eigsti.....	C	22	Mike Montgomery.....	LHP	32	Brandon Sisk.....	LHP
3	Johnny Givotella.....	2B	16	Paulo Orlando.....	OF	24	Tim Smith.....	OF
13	Rowdy Hardy.....	LHP	31	Eduardo Paulino.....	RHP	25	Will Smith.....	LHP
33	Eric Hosmer.....	1B	9	Manny Piña.....	C	40	Ben Swaggerty.....	LHP
14	Blake Johnson.....	RHP	43	Clint Robinson.....	1B/DH	17	Everett Teaford.....	LHP
35	Patrick Keating.....	RHP	4	Derrick Robinson.....	OF	1	Nick Van Stratten.....	OF

# CHAMPIONSHIP SERIES HISTORY CONT.

## 2015 TEXAS LEAGUE CHAMPIONSHIP V. MIDLAND ROCKHOUNDS

### RockHounds win, 3-0

For the third time in six seasons, the Midland RockHounds and the Naturals locked up in the Texas League Championship Series. Midland pitching dominated the series and allowed the RockHounds to grab their second consecutive Texas League Championship Series. The series featured future big leaguers such as Matt Olson and Sean Manaea of the RockHounds plus Jorge Bonifacio, Hunter Dozier, Daniel Stumpf and Kevin McCarthy for the Naturals.

#### Game 1 • at Midland • Tuesday, September 15

Traded just two month prior to Game 1 of the Texas League Championship Series by Kansas City to Oakland at the trade deadline, former Natural, *Sean Manaea* carved up his former teammates over eight innings with seven strikeouts ... Northwest Arkansas struck first and cashed in on a Midland error in the third inning ... *Ramon Torres* scored on a *Raul Mondesi* double and later scored on a fielder's choice by *Alex Liddi* ... The RockHounds responded for two runs in the third inning, highlighted by *Jacob Bruggman*'s solo home run and scored three more in the fourth en route to the 5-2 loss.

	1	2	3	4	5	6	7	8	9	R	H	E	LO
NW Arkansas	0	0	2	0	0	0	0	0	0	2	9	0	9
Midland	0	0	2	3	0	0	0	0	x	5	5	2	5
W: S. Manaea (1-0) L: J. Dziedzic (0-1) SV: B. McCurry (1)													
Weather: 94° 1st Pitch: 6:35 PM T: 2:38 Att: 2,954													
HR: J. Bruggman (1, 3 <sup>rd</sup> inning off Dziedzic, J, 0 on, 1 out).													



#### Game 2 • at Midland • Wednesday, September 16

Midland scored six runs over the first four innings using a pair of home runs -- one by *Renato Núñez* and *Jacob Bruggman*'s second of the series ... Northwest Arkansas rallied in the fifth inning with *Frank Schwindel*'s run-scoring single ... *Jorge Bonifacio* lifted the Naturals to within two runs of the RockHounds with his three-run home run, his first hit of the 2015 postseason ... After Midland scored twice in the seventh, NWA scored three in the ninth, but the RockHounds staved off the Naturals for any further runs.

	1	2	3	4	5	6	7	8	9	R	H	E	LO
NW Arkansas	0	0	0	0	1	3	0	0	2	6	6	0	5
Midland	3	0	0	3	0	0	2	0	x	8	12	2	8
W: C. Jensen (1-0) L: P. Clemens (0-1) SV: None													
Weather: 91° 1st Pitch: 6:33 PM T: 2:37 Att: 3,292													
HR: R. Núñez, R (1, 1st inning off Clemens, 2 on, 1 out) ... J. Bruggman (2, 4 <sup>th</sup> inning off Murray, 1 on, 2 out) ... J. Bonifacio (1, 6 <sup>th</sup> inning off Jensen, 2 on, 0 out).													

#### Game 3 • at Northwest Arkansas • Friday, September 18

Rockhounds starter *Parker Frazier* dominated the Naturals over 9.0 innings throwing a complete-game shutout to complete the sweep for Midland ... it marked the second straight Texas League Championship for the RockHounds ... Midland touched up Naturals' starter *Luke Farrell* for four runs on five hits in the fourth inning and tacked on three runs including a solo home run by *Josh Whitaker* in the sixth inning en route to the 7-0 win ... Northwest Arkansas was held to just three hits in the game with catcher *Parker Morin* going 2-for-3 with a double in the contest.

	1	2	3	4	5	6	7	8	9	R	H	E	LO
Midland	0	0	0	4	0	3	0	0	0	7	11	0	5
NW Arkansas	0	0	0	0	0	0	0	0	0	0	3	0	8
W: P. Frazier (1-0) L: L. Farrell (0-1) SV: None													
Weather: 82° 1st Pitch: 7:07 PM T: 2:21 Att: 2,761													
HR: J. Whitaker (1, 6 <sup>th</sup> inning off McCarthy, 0 on, 1 out).													

*Parker Morin* (left) finished 4-for-10 with a double in the Texas League Championship Series and hit .450 (9-for-20) with a double, triple and two RBIs during the 2015 Texas League Postseason.

## 2015 POSTSEASON ROSTER

**Manager:** Vance Wilson (13); **Coaches:** Brandon Moore (4)/Terry Bradshaw (41), Jim Brower (38); **Strength Coach:** Austin Driggers; **Trainer:** Masha Koyanagi; **Clubhouse Manager:** Danny Helmer

No.	Name	Pos.	No.	Name	Pos.	No.	Name	Pos.
19	Lane Adams.....	OF	22	Alex Liddi .....	UTL	1	Edward Salcedo .....	IF/OF
24	Jorge Bonifacio .....	OF	29	Kevin McCarthy.....	RHP	23	Frank Schwindel .....	1B/DH
15	Paul Clemens .....	RHP	2	Raul Mondesi .....	SS	17	Sam Selman .....	LHP
25	Malcom Culver .....	RHP	21	Park Morin .....	C	6	Bubba Starling .....	CF
8	Kenny Diekroeger .....	INF	57	Matt Murray .....	RHP	37	Eric Stout .....	LHP
9	Hunter Dozier .....	3B	16	Aroni Nina .....	RHP	11	Daniel Stumpf .....	LHP
12	Jonathan Dziedzic .....	LHP	18	Mark Peterson .....	RHP	27	Ramon Torres.....	INF
30	Zane Evans .....	C	39	Brooks Pounder .....	RHP			
40	Luke Farrell .....	RHP	14	Benino Pruneda .....	RHP			

ABOUT THE  
NATURALS

2022 NWA  
NATURALS

2021 SEASON  
IN REVIEW

CLUB  
HISTORY

NATURALS  
RECORDS

LEAGUE  
OPPONENTS

GENERAL  
INFORMATION

121



## CHAMPIONSHIP SERIES HISTORY CONT.

## 2016 TEXAS LEAGUE CHAMPIONSHIP V. MIDLAND ROCKHOUNDS

## RockHounds win, 3-1

The fourth meeting in franchise history and the second straight season, the Naturals and the RockHounds met in the Texas League Championship Series which saw the Midland win their third straight title in four games.

## Game 1 • at NW Arkansas • Wednesday, September 13

The series opener proved went back and forth throughout the night ... Midland struck first with two runs in top half of the first and the Naturals countered back using a lead-off double by Corey Toups to ignite a two-run frame ... Northwest Arkansas gained the lead in the second on a solo home run -- the third of the postseason -- by Samir Dueñez, but Midland tied the score in the third inning against Yender Caramo ... Midland capitalized on a Naturals' error in the sixth to take a 5-3 lead which held until the ninth when Dueñez plated Ryan O'Hearn to make it a 5-4 game and eventual final score.

	1	2	3	4	5	6	7	8	9	R	H	E	LO
Midland	2	0	1	0	0	2	0	0	0	5	11	1	8
NW Arkansas	2	1	0	0	0	0	0	0	1	4	8	1	3
W: J. Seddon (1-0) L: Y. Caramo (0-1) SV: J. Sanchez (1)													
Weather: 82° 1st Pitch: 7:07 PM T: 2:36 Att: 1,875													
HR: S. Dueñez (1, 2 <sup>nd</sup> inning off Seddon, 0 on, 0 out)													

## Game 2 • at NW Arkansas • Thursday, September 14

Midland broke the scoreless tie in the top of the fourth against Naturals' starter, Eric Skoglund, with two runs ... the RockHounds tacked on three runs in the fifth inning and used a solo home run by Richie Martin in the sixth to increase the 6-0 lead ... Northwest Arkansas stormed back against Midland reliever, Sam Bragg, three runs on four hits and added the club's final run in the seventh with a run-scoring single by Ryan O'Hearn ... relievers, Miguel Almonte and Mark Peterson combined for three innings of shutout baseball with six total strikeouts to keep the Naturals within striking distance ... but Jake Sanchez nailed down his second consecutive save by fanning the side in the final frame.

	1	2	3	4	5	6	7	8	9	R	H	E	LO
Midland	0	0	0	2	3	1	0	0	0	6	12	1	9
NW Arkansas	0	0	0	0	0	3	1	0	0	4	9	1	8
W: C. Walter (1-0) L: E. Skoglund (0-1) SV: J. Sanchez (2)													
Weather: 72° 1st Pitch: 7:06 PM T: 3:16 Att: 1,694													
HR: R. Martin (1, 6 <sup>th</sup> inning off Redman, 0 on, 0 out)													



## 2016 POSTSEASON ROSTER

**Manager:** Vance Wilson (13); **Coaches:** Brian Buchanan (44), Steve Luebber (46); **Strength Coach:** Austin Driggers; **Trainer:** Masa Koyanagi; **Clubhouse Manager:** Danny Helmer

No.	Name	Pos.	No.	Name	Pos.	No.	Name	Pos.
25	Miguel Almonte.....	RHP	45	Ashton Goudeau .....	RHP	15	Frank Schwindel .....	1B/DH
2	Humberto Arteaga .....	SS	19	Tim Hill .....	LHP	23	Eric Skoglund.....	LHP
41	Evan Beal .....	RHP	1	Jack López .....	INF	29	Glenn Sparkman.....	RHP
26	Yender Caramo .....	RHP	12	Logan Moon .....	OF	27	Josh Staumont .....	RHP
24	Allan de San Miguel .....	C	29	Aroni Nina .....	RHP	28	Eric Stout .....	LHP
39	Samir Dueñez .....	DH	30	Ryan O'Hearn.....	1B/OF	53	Daniel Stumpf .....	LHP
9	Alfredo Escalera .....	OF	21	Mark Peterson .....	RHP	4	Corey Toups.....	2B
35	Cam Gallagher.....	C	3	Mauricio Ramos .....	3B			
16	Carlos Garcia .....	OF	11	Reid Redman .....	RHP			

## Game 3 • at Midland • Friday, September 15



With the series pushed up a night due to ensuing inclement weather, the Naturals bussed over-night to get to west Texas for the 7:00 p.m. game and their season hanging in the balance ... Josh Staumont kept the season alive with 6.1 innings of three-hit, shutout baseball and struck out eight RockHounds to earn the win ... the Naturals offense came to his aid with a single-run in the opening inning on a sacrifice fly by Mauricio Ramos ... added two more in the seventh with two-run double by Alfredo Escalera ... Escalera added the fourth run in the ninth inning with a RBI triple and finished the game 4-for-5 with three runs batted in to help lead the Naturals into a Game 4 the following night ... Daniel Stumpf, Aroni Nina and Eric Stout combined for the final 2.2 innings of no-hit baseball to shutdown the Hounds.

	1	2	3	4	5	6	7	8	9	R	H	E	LO
NW Arkansas	1	0	0	0	0	0	2	0	1	4	11	0	9
Midland	0	0	0	0	0	0	0	0	0	0	3	0	4
W: J. Staumont (1-0) L: B. Mann (0-1) SV: E. Stout (1)													
Weather: 86° 1st Pitch: 7:01 PM T: 2:46 Att: 3,805													
HR: None													

## Game 4 • at Midland • Saturday, September 16

With the field drenched from a downpour throughout the night, the Naturals and the RockHounds endured a three hour and three minute rain delay and finally threw the first pitch at 10:03 p.m. marking it the latest start time for a postseason game in Texas League history in over 25 years ... Midland struck for a three runs in the second inning off starter, Glenn Sparkman, and added a fourth run in the fifth inning using a solo home run by Tyler Marincov ... the Naturals offense never got off the ground, scoring the lone tally in the seventh inning ... Midland starter, James Naile twirled 6.0 innings of two-hit baseball in his first career postseason start.

	1	2	3	4	5	6	7	8	9	R	H	E	LO
NW Arkansas	0	0	0	0	0	0	1	0	0	1	3	0	4
Midland	0	3	0	0	1	0	0	0	x	4	11	0	9
W: J. Naile (1-0) L: G. Sparkman (0-1) SV: J. Sanchez (3)													
Weather: 70° 1st Pitch: 10:03 PM T: 2:35 (3:03) Att: 3,301													
HR: V. Rosa (1, 2 <sup>nd</sup> inning off Sparkman, 0 on, 0 out); T. Marincov (1, 5 <sup>th</sup> inning off Hill, T, 0 on, 1 out).													

Josh Staumont (above) struck out eight over 6.1 innings in Game 3 at Midland. Cam Gallagher (left) hit .417 in the Championship Series ... (Photo: Michael Morrison & John Owens)



# CHAMPIONSHIP SERIES HISTORY CONT.

## 2021 DOUBLE-A CENTRAL CHAMPIONSHIP VS. WICHITA WIND SURGE

### Naturals win, 3-0

After claiming the second playoff spot on the final day of the regular season, the Naturals and Wind Surge met in the Double-A Central Championship Series, which saw Northwest Arkansas sweep the series to claim the franchise's second league title.

#### Game 1 • at NW Arkansas • Tuesday, September 21

The series opener went back-and-forth early, with both teams scoring in the 2nd, 3rd and 4th innings, but two runs in the 3rd on doubles from Seuly Matias and Freddy Fermin gave the Naturals an early lead ... Austin Cox made the start for Northwest Arkansas, allowing three runs on six hits with four strikeouts across 4.0 innings ... after Wichita tied it in the 6th on a home run, the Naturals jumped ahead for good in the 7th on a Brewer Hicklen solo homer, minutes after he made a leaping catch at the wall to end the top of the 7th ... Fermin added two more in the 8th on a single and Jose Cuas earned a four-out save to secure the Game 1 victory.

	1	2	3	4	5	6	7	8	9	R	H	E	LO
Wichita	0	1	1	1	0	1	0	0	1	5	11	0	8
NW Arkansas	0	1	2	1	0	0	1	2	-	7	13	0	14
W: J. Dye (1-0) L: E. Manoah Jr. (L, 0-1) SV: J. Cuas (1)													
Weather: 69° 1st Pitch: 6:30 PM T: 3:24 Att: 908													
HR: L. Cabrera (1, 2nd inning off Cox, 0 on, 2 out) ... D. Burt (1, 3rd inning off Cox, 0 on, 1 out) ... J. Palacios (1, 6th inning off Woods Jr., 0 on, 0 out) ... B. Hicklen (1, 7th inning off Manoah Jr., 0 on, 1 out)													

#### Game 2 • at NW Arkansas • Wednesday, September 22

Northwest Arkansas broke a scoreless tie in the bottom of the 4th inning, plating runs on a Vinnie Pasquantino double and Freddy Fermin popup single that dropped in the back of the infield ... the Naturals added two more in the 6th on a two-run single from Meibrys Vilorio ... starter Yefri Del Rosario allowed just one run in four innings of work and the bullpen combined for five scoreless frames, between Garrett Davila, Andrés Sotillet and a second straight night of work from Jose Cuas.

	1	2	3	4	5	6	7	8	9	R	H	E	LO
Wichita	0	0	0	0	1	0	0	0	0	1	7	1	8
NW Arkansas	0	0	0	3	0	2	0	0	-	5	10	2	14
W: G. Davila (1-0) L: C. Sands (0-1) L: None													
Weather: 70° 1st Pitch: 6:30 PM T: 2:55 Att: 1,281													
HR: None													



### 2021 POSTSEASON ROSTER

**Manager:** Scott Thorman (35); **Coaches:** Abraham Nunez (6), Derrick Lewis (43), Allan de San Miguel (11); **Strength Coach:** CJ Mikkelsen; **Trainer:** Justin Kemp; **Clubhouse Manager:** Danny Helmer

No.	Name	Pos.	No.	Name	Pos.	No.	Name	Pos.
9	Bhret Bewley	INF	23	Josh Dye	LHP	39	Drew Parrish	LHP
27	Holden Capps	LHP	21	C.J. Eldred	RHP	44	Vinnie Pasquantino	1B
14	Austin Cox	LHP	13	Freddy Fermin	C	3	Blake Perkins	OF
26	Tyler Cropley	C	29	Robert Garcia	LHP	38	Andrés Sotillet	RHP
17	Jose Cuas	RHP	8	Jimmy Govern	INF	33	Daniel Tillo	LHP
31	Garrett Davila	LHP	2	Jeison Guzmán	INF	24	Meibrys Vilorio	C
19	Yefri Del Rosario	RHP	18	Brewer Hicklen	OF	55	Nolan Watson	RHP
4	Austin Dennis	UTL	15	Seuly Matias	OF	22	Stephen Woods Jr.	RHP
12	Clay Dungan	INF	28	Kevin Merrell	UTL	25	Angel Zepa	LHP

#### Game 3 • at Wichita • Friday, September 24, 2021



After taking Games 1 and 2 over the Wind Surge at home, the Naturals traveled North to Wichita one win away from a Championship with a chance to sweep the Wind Surge ... in front of a crowd of over five and a half thousand, southpaw Drew Parrish started for the Naturals and struck out five across 4.0 innings of two-run baseball ... while the Wind Surge were first onto the scoreboard with a solo

home run from Jermaine Palacios in the second inning, the Naturals tied it up in the third inning on a sacrifice fly from second baseman Clay Dungan in the third ... the momentum of the game turned in the Naturals favor for good in the fourth inning when Brewer Hicklen stepped to the plate with the bases loaded and no outs, crushing a grand slam to push Northwest Arkansas ahead 5-1, his second home run of the series ... after the Wind Surge tagged Parrish for a run in the bottom of the fourth, manager Scott Thorman called upon 2015 first round pick Nolan Watson, who fired 4.0 innings of shutout baseball to keep the Naturals comfortably ahead and earn his third win in as many straight extended relief outings, dating back to the regular season ... Vinnie Pasquantino singled home Jeison Guzmán for a run of insurance in the seventh and closer Jose Cuas was tasked with getting the final three outs for the third straight game. The sidearm induced a double play and struck out Ernie De La Trinidad to secure the championship for the Naturals.

	1	2	3	4	5	6	7	8	9	R	H	E	LO
NW Arkansas	0	0	1	4	0	0	1	0	0	6	8	0	5
Wichita	0	1	0	1	0	0	0	0	0	2	7	2	5
W: N. Watson (1-0) L: A. Schuller (L, 0-1) SV: None													
Weather: 74° 1st Pitch: 7:19 PM T: 2:36 Att: 5,558													
HR: J. Palacios (2, 2nd inning off Parrish, 0 on, 0 out) ... B. Hicklen (2, 4th inning off Schuller, 3 on, 0 out)													

**Brewer Hicklen (above) connected on a go-ahead grand slam in the fourth inning of Game 3 in Wichita to put the Naturals ahead for good ... the outfielder hit .300 (3-for-10) in the series with 2 home runs and 5 runs batted in ... (Photo: Alan Jamison).**

**Jose Cuas (left) pitched in all three games of the Championship Series, earning a four-out save in Game 1, a 7-5 win over Wichita, then protecting four-run leads in Game 2 (5-1) and Game 3 (6-2) ... (Photo: Alan Jamison).**

ABOUT THE  
NATURALS

2022 NWA  
NATURALS

2021 SEASON  
IN REVIEW

CLUB  
HISTORY

NATURALS  
RECORDS

LEAGUE  
OPPONENTS

GENERAL  
INFORMATION

123

# 2013 ALL-STAR GAME

## GAME SUMMARY

Northwest Arkansas hosted its first ever Texas League All-Star Game on June 25, 2013. The 77<sup>th</sup> version of the Midsummer Classic was played at Arvest Ballpark in-front of a crowd of 6,265 which saw the Texas League South Division All-Stars cruise past the North Division stars with a 6-0 final.

Eight South Division pitchers combined for the 7-hit shut out of the North with the win claimed by starter Neil Ramirez from the Frisco RoughRiders. The victory for the South was the third in four years.

Corpus Christi outfielder George Springer took home Most Valuable Player honors from the game becoming the fourth Hook to garner the honor. Springer played a big role in the game driving in three of the South's six runs against the North Division including a pair of home runs.

The South took the lead in the second inning with Jake Blackwood leading off the inning with the double. A costly throwing error by Tyler Matzek allowed Blackwood to score with two outs and put Rene Garcia on second base. Garcia came around to score on Odubel Herrera's single to left field.

Springer made it a 3-0 game in the sixth with his first home run off Tom Cooney and Brett Nicholas extended the advantage for the South with a solo home run off Michael Cisco to lead off the seventh.

The game's MVP adding icing on the cake with a two-run blast in the eighth for a 6-0 final score.

The North Division's best scoring chance came in the bottom of the seventh when C.J. Cron led off the inning with a double, but was stranded at second after back-to-back strike outs of Matt Fields and Chris Swauger while Roman Hernandez grounded out to end the threat.



### South Division 6, North Division 0 Arvest Ballpark, Springdale, Ark., June 25, 2013

SOUTH DIVISION	AB	R	H	RBI	BB	SO	LOB	AVG
Noel, Rico LF	3	0	0	0	0	1	1	.000
Martinez, Teodoro LF	2	0	0	0	0	0	1	.000
Goebbert, Jake RF	3	0	0	0	0	2	0	.000
Myers, D'Arby RF	1	1	1	0	0	0	0	1.000
Springer, George CF	3	2	2	3	1	0	0	.667
Aliotti, Anthony PH-1B	4	0	1	0	0	2	1	.250
Foltyniewicz, Mike P	0	0	0	0	0	0	0	.000
Rearick, Chris P	0	0	0	0	0	0	0	.000
McBryde, Jeremy P	0	0	0	0	0	0	0	.000
Stites, Matt P	0	0	0	0	0	0	0	.000
Blackwood, Jake 3B	4	1	1	1	0	0	1	.250
Nicholas, Brett DH-1B	4	1	1	1	0	2	2	.250
Coleman, Dusty SS	2	0	0	0	0	1	1	.000
Valdez, Jedy SS	2	0	0	0	0	1	0	.000
Garcia, Rene C	2	1	0	0	0	0	0	.000
Telis, Tomas PH-C	2	0	1	0	0	0	0	.500
Herrera, Odubel 2B	2	0	2	1	0	0	0	1.000
Rodriguez, Guilder 2B	2	0	0	0	0	1	1	.000
Totals	36	6	9	5	1	10	8	

NORTH DIVISION	AB	R	H	RBI	BB	SO	LOB	AVG
Nina, Angelys 2B-SS	4	0	0	0	0	0	1	.000
Gotay, Ruben 3B	2	0	0	0	0	1	1	.000
Navarro, Rey 3B	2	0	0	0	0	0	1	.000
Grichuk, Randal CF	4	0	1	0	0	0	0	.250
Cron, C.J. 1B	4	0	2	0	0	0	0	.500
Rolling, Kiel DH	2	0	0	0	0	0	0	.000
a-Fields, Matt PH-DH	2	0	0	0	0	2	2	.000
Swauger, Chris LF	4	0	1	0	0	2	2	.250
Hernandez, Roman RF	3	0	0	0	0	0	2	.000
Caliste, Orlando SS	2	0	1	0	0	1	0	.500
Lindsey, Taylor 2B	1	0	1	0	0	0	0	1.000
Bandy, Jett C	2	0	1	0	0	0	0	.500
Canham, Mitch C	1	0	0	0	0	0	1	.000
Totals	33	0	7	0	0	6	10	

SOUTH	IP	H	R	ER	BB	SO	HR	ERA
Ramirez, Neil (W)	1.0	0	0	0	0	1	0	0.00
Martinez, David (H)	1.0	1	0	0	0	0	0	0.00
Smith, Murphy (H)	2.0	1	0	0	0	1	0	0.00
Buchanan, Jake (H)	1.0	2	0	0	0	0	0	0.00
Foltyniewicz, Mike (H)	1.0	0	0	0	0	0	0	0.00
Rearick, Chris	1.0	1	0	0	0	2	0	0.00
McBryde, Jeremy	1.0	1	0	0	0	0	0	0.00
Stites, Matt	1.0	1	0	0	0	2	0	0.00
Totals	9.0	7	0	0	0	6	0	0.00

NORTH	IP	H	R	ER	BB	SO	HR	ERA
Matzek, Tyler(L)	2.0	2	2	0	1	5	0	0.00
Garrido, Santiago	1.0	0	0	0	0	0	0	0.00
Piazza, Mike	2.0	1	0	0	0	0	0	0.00
Cooney, Tom	1.0	1	1	1	0	2	1	9.00
Cisco, Michael	1.0	1	1	1	0	2	1	9.00
Wyatt, Heath	1.0	3	2	2	0	1	1	18.00
Johnson, Kevin	0.2	1	0	0	0	0	0	0.00
Thomas, Kevin	0.1	0	0	0	0	0	0	0.00
Totals	9.0	9	6	4	1	10	3	6.00

**2B:** Blackwood (1, Matzek), Telis (1, Johnson, K); Swauger (1, Martinez, D), Cron (1, Rearick).  
**HR:** Springer 2 (2, 6th inning off Cooney, 0 on, 1 out; 8th inning off Wyatt, 1 on, 1 out), Nicholas (1, 7th inning off Cisco, 0 on, 0 out).  
**RBI:** Herrera, O (1), Springer 3 (3), Nicholas (1).  
**Team RISP:** SD - 1-for-8; ND - 0-for-6  
**Team LOB:** SD - 4; ND - 6

**SB:** Springer (1, 2nd base off Matzek/Bandy).  
**CS:** Herrera, O (1, 2nd base by Piazza/Bandy); Grichuk (1, 2nd base by Smith, M/Garcia, R).  
**E:** Herrera, O (1, throw); Matzek (1, throw).  
**Pickoffs:** Garcia, R (Bandy at 1st base).

**Umpires:** HP: Justin Sassaman. 1B: Pat Hoberg. 2B: Brett Terry. 3B: Ramon Hernandez. LF: Mike Cascio. RF: Travis Eggert.  
**Time of Game:** 2:23  
**Attendance:** 6,265.



## NATURALS RECORDS



# SINGLE-SEASON RECORDS

## ALL-TIME CLUB STANDINGS

YEAR	DIVISION	PLACE	WON	LOST	PCT.	GB	ATTEND.	POSTSEASON
2008	North	2 <sup>nd</sup>	75	65	.536	-1.0	<b>358,792</b>	2 <sup>nd</sup> Half Champs, lost to ARK 3-0
2009	North	2 <sup>nd</sup>	73	67	.521	-1.0	318,056	2 <sup>nd</sup> Half & North Champs, def. SPG 3-0, lost MID 3-1
2010	North	1 <sup>st</sup>	<b>86</b>	<b>54</b>	<b>.614</b>	---	320,523	1 <sup>st</sup> & 2 <sup>nd</sup> Half Champs, TL Champs def SPG 3-2, def MID 3-1
2011	North	1 <sup>st</sup>	73	64	.533	---	310,613	2 <sup>nd</sup> Half Champs, lost to ARK 3-2
2012	North	4 <sup>th</sup>	58	81	.414	-21.5	321,254	Did not qualify
2013	North	4 <sup>th</sup>	59	81	.421	-14.5	318,592	Did not qualify
2014	North	4 <sup>th</sup>	53	<b>87</b>	.379	<b>-22.5</b>	319,109	Did not qualify
2015	North	2 <sup>nd</sup>	69	70	.496	-2.0	290,471	1 <sup>st</sup> Half & North Champs, def. ARK 3-0, lost MID 3-0
2016	North	4 <sup>th</sup>	65	75	.464	-10.0	312,001	2 <sup>nd</sup> Half & North Champs, def. SPG 3-1, lost MID 3-1
2017	North	3 <sup>rd</sup>	67	73	.479	-10.0	304,026	1 <sup>st</sup> Half & North Champs, lost to TUL 3-2
2018	North	3 <sup>rd</sup>	70	70	.500	-4.5	304,526	Did not qualify
2019	North	4 <sup>th</sup>	57	81	.413	-24.0	284,829	Did not qualify
2020	North							Season Cancelled/COVID-19
2021	North	2 <sup>nd</sup>	64	55	.575	-4.5	150,473	2 <sup>nd</sup> Seed in AA-C Championship Series, def WCH 3-0
13 SEASONS			<b>869</b>	<b>923</b>	<b>.485</b>	---	<b>3,913,265</b>	

## ALL-TIME BATTING STATISTICS

YEAR	AVG	AB	R	H	TB	2B	3B	HR	RBI	BB	K	SB	CS	OBP	SLG	OPS	SH	SF	HBP	GDP
2008	.262	4677	640	1224	1846	208	24	122	594	500	860	167	<b>85</b>	.337	.395	.731	51	42	50	111
2009	.269	4694	703	1263	1891	245	31	107	633	477	937	162	77	.342	.403	.745	52	41	64	100
2010	<b>.291</b>	<b>4697</b>	<b>770</b>	<b>1368</b>	2129	<b>291</b>	37	<b>132</b>	<b>712</b>	486	817	152	70	.364	.453	.817	52	<b>48</b>	76	102
2011	.268	4529	688	1212	1802	206	30	108	618	490	858	205	56	.345	.398	.742	<b>86</b>	35	60	120
2012	.257	4656	564	1198	1796	217	27	109	517	394	1033	122	50	.321	.386	.706	59	44	61	102
2013	.250	4656	583	1164	1816	222	35	120	531	392	1089	118	66	.311	.390	.701	38	34	36	120
2014	.241	4644	505	1118	1610	206	17	84	462	436	1067	110	58	.309	.347	.656	70	37	38	107
2015	.266	4671	625	1242	1955	266	33	127	577	358	1130	129	44	.321	.419	.740	45	36	40	84
2016	.253	4718	552	1195	1766	232	18	101	498	359	1105	157	48	.311	.374	.686	57	38	56	92
2017	.260	4782	544	1244	1721	189	24	80	506	310	1051	119	45	.312	.360	.672	32	28	63	94
2018	.267	4693	660	1252	1882	224	<b>44</b>	106	594	373	1044	167	71	.325	.401	.726	53	33	51	73
2019	.243	4498	533	1094	1596	177	35	85	486	378	1293	<b>218</b>	71	.309	.355	.664	32	35	65	78
2021	<b>.257</b>	3932	<b>668</b>	1012	1741	181	25	<b>166</b>	<b>619</b>	488	1076	<b>164</b>	60	<b>.347</b>	<b>.443</b>	<b>.790</b>	<b>23</b>	31	66	67

## ALL-TIME PITCHING STATISTICS

YEAR	ERA	CG	SHO	SV	IP	H	R	ER	HR	HB	BB	SO	WP
2008	4.15	2	11	<b>47</b>	<b>1248.0</b>	1270	628	576	129	71	396	989	64
2009	4.42	3	4	33	1222.1	<b>1306</b>	704	600	110	63	520	833	84
2010	3.84	2	<b>14</b>	37	1213.0	1195	609	517	97	54	452	1017	72
2011	4.57	<b>4</b>	8	42	1199.2	1181	688	609	140	48	486	998	101
2012	4.78	0	6	35	1210.0	1206	<b>721</b>	<b>643</b>	141	65	<b>558</b>	976	<b>102</b>
2013	4.19	4	9	31	1233.2	1167	653	575	126	78	497	1074	74
2014	4.26	2	7	34	1234.2	1248	678	584	118	53	496	1064	96
2015	3.89	1	5	28	1202.0	1186	603	520	102	46	488	978	67
2016	<b>3.55</b>	0	8	32	1239.2	1159	534	489	122	41	373	<b>1163</b>	60
2017	4.21	1	8	40	1227.2	1298	643	574	115	43	435	1022	83
2018	4.56	1	9	35	1209.1	1334	692	613	138	68	461	1004	91
2019	3.96	2	6	30	1198.1	1199	644	527	109	<b>92</b>	445	1142	70
2021	4.56	3	8	27	1024.0	1013	563	519	133	56	442	1104	80

## ALL-TIME FIELDING STATISTICS

YEAR	PCT.	G	PO	A	E	TC	DP	PB
2008	.979	140	<b>3744</b>	<b>1526</b>	111	<b>5381</b>	145	8
2009	.972	140	3667	1521	149	5337	<b>149</b>	8
2010	.974	140	3639	1477	139	5255	144	5
2011	.975	137	3600	1416	126	5142	145	12
2012	.976	139	3630	1425	122	5177	135	<b>17</b>
2013	.973	140	3701	1374	141	5216	119	14
2014	.968	140	3704	1371	<b>166</b>	5241	112	11
2015	.976	139	3606	1314	123	5043	126	13
2016	<b>.982</b>	140	3720	1322	93	5135	119	13
2017	.978	140	3683	1316	112	5111	135	10
2018	.976	140	3628	1359	123	5110	119	15
2019	.970	138	3595	1300	151	5046	136	13
2021	.979	119	3072	1063	90	4225	90	7

BOLD - Led League



# REGULAR SEASON RECORD BY DATE

APRIL	W	L	Win %
4/1	0	0	---
4/2	0	0	---
4/3	1	0	1.000
4/4	2	3	.400
4/5	3	3	.500
4/6	2	5	.286
4/7	2	7	.222
4/8	4	6	.400
4/9	2	8	.200
4/10	5	6	.455
4/11	7	3	.700
4/12	4	7	.364
4/13	3	7	.300
4/14	3	7	.300
4/15	2	7	.222
4/16	2	11	.154
4/17	8	3	.727
4/18	7	3	.700
4/19	2	9	.182
4/20	5	3	.625
4/21	4	4	.500
4/22	7	5	.583
4/23	5	4	.556
4/24	4	9	.308
4/25	5	5	.500
4/26	7	4	.636
4/27	8	4	.667
4/28	8	4	.667
4/29	4	6	.400
4/30	7	3	.700

JULY	W	L	Win %
7/1	5	5	.500
7/2	6	5	.545
7/3	4	9	.308
7/4	7	6	.538
7/5	7	6	.538
7/6	7	5	.583
7/7	6	6	.500
7/8	7	3	.700
7/9	3	7	.300
7/10	7	6	.538
7/11	3	8	.273
7/12	5	6	.455
7/13	5	7	.417
7/14	5	6	.455
7/15	3	7	.300
7/16	4	8	.333
7/17	5	8	.385
7/18	7	7	.500
7/19	5	7	.417
7/20	7	7	.500
7/21	9	4	.692
7/22	7	6	.538
7/23	6	5	.545
7/24	8	7	.533
7/25	6	7	.462
7/26	7	4	.636
7/27	6	7	.462
7/28	5	8	.385
7/29	6	8	.429
7/30	4	8	.333
7/31	5	7	.417

MAY	W	L	Win %
5/1	5	4	.556
5/2	7	4	.636
5/3	6	3	.667
5/4	5	9	.357
5/5	8	5	.615
5/6	8	6	.571
5/7	6	6	.500
5/8	8	3	.727
5/9	4	4	.500
5/10	10	3	.769
5/11	7	3	.700
5/12	5	6	.455
5/13	5	7	.417
5/14	7	5	.583
5/15	7	8	.467
5/16	7	6	.538
5/17	7	4	.636
5/18	9	4	.692
5/19	6	7	.462
5/20	5	5	.500
5/21	5	8	.385
5/22	7	6	.538
5/23	3	9	.250
5/24	2	8	.200
5/25	5	6	.455
5/26	6	7	.462
5/27	3	7	.300
5/28	6	6	.500
5/29	3	6	.333
5/30	4	9	.308
5/31	4	7	.364

AUG.	W	L	Win %
8/1	7	7	.500
8/2	7	5	.583
8/3	6	7	.462
8/4	5	8	.385
8/5	5	6	.455
8/6	7	5	.583
8/7	5	5	.500
8/8	6	7	.462
8/9	7	4	.636
8/10	4	6	.400
8/11	7	4	.636
8/12	6	5	.545
8/13	7	4	.636
8/14	6	6	.500
8/15	5	7	.417
8/16	2	9	.182
8/17	4	6	.400
8/18	4	5	.444
8/19	5	8	.385
8/20	7	5	.583
8/21	4	8	.333
8/22	5	7	.417
8/23	5	7	.417
8/24	9	4	.692
8/25	6	7	.462
8/26	6	6	.500
8/27	6	7	.462
8/28	8	6	.571
8/29	7	7	.500
8/30	6	5	.545
8/31	8	7	.533

JUNE	W	L	Win %
6/1	6	5	.545
6/2	6	5	.545
6/3	3	8	.273
6/4	7	6	.538
6/5	3	8	.273
6/6	8	3	.727
6/7	3	10	.231
6/8	8	4	.667
6/9	10	5	.667
6/10	2	8	.200
6/11	9	6	.600
6/12	8	7	.533
6/13	6	6	.500
6/14	4	8	.333
6/15	9	6	.600
6/16	7	7	.500
6/17	8	5	.615
6/18	7	4	.636
6/19	8	7	.533
6/20	4	8	.333
6/21	5	7	.417
6/22	9	4	.692
6/23	3	8	.273
6/24	2	5	.286
6/25	4	5	.444
6/26	5	4	.556
6/27	6	3	.667
6/28	3	8	.273
6/29	5	4	.556
6/30	6	5	.545

SEPT.	W	L	Win %
9/1	2	10	.167
9/2	8	4	.667
9/3	4	5	.444
9/4	5	2	.714
9/5	3	3	.500
9/6	2	1	.667
9/7	0	3	.000
9/8	1	0	1.000
9/9	1	0	1.000
9/10	0	1	.000
9/11	1	0	1.000
9/12	0	1	.000
9/13	0	0	---
9/14	1	0	1.000
9/15	1	0	1.000
9/16	0	1	.000
9/17	0	1	.000
9/18	1	0	1.000
9/19	1	0	1.000

ABOUT THE  
NATURALS

2022 NWA  
NATURALS

2021 SEASON  
IN REVIEW

CLUB  
HISTORY

NATURALS  
RECORDS

LEAGUE  
OPPONENTS

GENERAL  
INFORMATION



## SINGLE-SEASON RECORDS

Best Record, Overall.....	86-54 (.614).....	2010
Worst Record, Overall.....	53-87 (.479).....	2014
Most Games Won.....	86.....	2010
Most Games Lost.....	87.....	2014
Highest Winning Pct.....	(.614).....	2010
Lowest Winning Pct.....	(.379).....	2014
Best Record, Overall, Home.....	48-21 (.696).....	2010
Worst Record, Overall, Home.....	24-46 (.343).....	2014
Best Record, Overall, Road.....	38-33 (.535).....	2010
Worst Record, Overall, Road.....	21-48 (.304).....	2012
Best First Half Record, Overall.....	42-28 (.600).....	2010
Worst First Half Record, Overall.....	25-45 (.457).....	2014
Best Second Half Record, Overall.....	44-26 (.629).....	2010
Worst Second Half Record, Overall.....	21-48 (.304).....	2012
Best First Half Record, Home.....	25-11 (.694).....	2015
Worst First Half Record, Home.....	10-24 (.294, 2x).....	2013, 2014
Best First Half Record, Road.....	20-14 (.588).....	2017
Worst First Half Record, Road.....	10-24 (.294).....	2019
Best Second Half Record, Home.....	24-12 (.667).....	2008
Worst Second Half Record, Home.....	13-23 (.361).....	2012
Best Second Half Record, Road.....	21-17 (.553).....	2010
Worst Second Half Record, Road.....	8-28 (.222).....	2017
Most Total Wins Over One Club.....	25.....	Arkansas (2010)
Most Total Losses to One Club.....	21.....	Tulsa (2014)

## SINGLE-SEASON FIELDING RECORDS

### Double Plays by Position:

Pitcher.....	4.....	Gerson Garabito (2019)
Catcher.....	10.....	Juan Graterol (2014)
First Baseman.....	104.....	Corey Smith (2009)
Second Baseman.....	89.....	Marc Maddox (2008)
Shortstop.....	81.....	Chris McConnell (2010)
Third Baseman.....	30.....	Emmanuel Rivera (2019)
Left Fielder.....	4.....	Ethan Chapman (2014)
Center Fielder.....	7.....	Jose Duarte (2008)
Right Fielder.....	6.....	Nick Van Stratten (2010)

### Assists by Position:

Pitcher.....	32.....	Rowdy Hardy (2008)
Catcher.....	84.....	Adam Donachie (2008)
First Baseman.....	52.....	Clint Robinson (2010)
Second Baseman.....	364.....	Johnny Givotella (2010)
Shortstop.....	362.....	Chris McConnell (2010)
Third Baseman.....	277.....	Emmanuel Rivera (2019)
Left Fielder.....	12.....	Ethan Chapman (2014)
Center Fielder.....	18.....	Jose Duarte (2008)
Right Fielder.....	13.....	Nick Van Stratten (2010)



# SINGLE-SEASON RECORDS (CONT.)

Best Winning Pct., Season Series.....	(.781).....	Arkansas (2010)
Most One-Run Games Played.....	50.....	2009
Most-One Run Games Won.....	30.....	2012
Most-One Run Games Lost.....	27 (3x).....	2010, 2014, 2016
Most Doubleheaders Won.....	12.....	2010
Best Doubleheader Record.....	7-1 (.875).....	2017
Worst Doubleheader Record.....	0-2 (.000).....	2016
Most Extra-Inning Games, Played.....	14 (3x).....	2008, 2011, 2016
Most Extra-Inning Games, Won.....	9 (2x).....	2009, 2016
Most Extra Inning Games, Lost.....	9.....	2011
Best Extra-Inning Record.....	9-3.....	2009
Most Shutouts Participated.....	23.....	2016
Most Shutouts Won.....	14.....	2010
Most Shutouts Lost.....	15 (2x).....	2016, 2019

## CLUB BATTING

Highest Batting Average.....	(.291).....	2010
Lowest Batting Average.....	(.241).....	2014
Most At Bats.....	4,782.....	2017
Fewest At Bats.....	4,498.....	2019
Most Runs.....	770.....	2010
Fewest Runs.....	505.....	2014
Most Opponents Runs.....	721.....	2012
Fewest Opponents Runs.....	603.....	2015
Most Hits.....	1,368.....	2010
Fewest Hits.....	1,094.....	2019
Most Singles.....	908.....	2010
Fewest Singles.....	787.....	2013
Most Doubles.....	291.....	2014
Fewest Doubles.....	177.....	2019
Most Triples.....	44.....	2018
Fewest Triples.....	17.....	2014
Most Home Runs.....	132.....	2010
Fewest Home Runs.....	80.....	2017
Most Home Runs, Home.....	80.....	2010
Fewest Home Runs, Home.....	38.....	2019
Most Home Runs, Road.....	74.....	2015
Fewest Home Runs, Road.....	34.....	2017
Runs Batted In.....	712.....	2010
Highest Slugging Percentage.....	(.453).....	2010
Lowest Slugging Percentage.....	(.347).....	2014
Most Stolen Bases.....	218.....	2019
Most Times Caught Stealing.....	85.....	2008
Most Times GDP.....	120 (2x).....	2011, 2013
Fewest Times GDP.....	73.....	2018
Most Sacrifice Hits.....	86.....	2011
Most Sacrifice Flies.....	48.....	2010
Most Grand Slams.....	6.....	2008
Most Strikeouts.....	1,293.....	2015
Fewest Strikeouts.....	817.....	2010
Most Walks.....	500.....	2008
Fewest Walks.....	310.....	2017
Most Times HBP.....	76.....	2010
Fewest Times HBP.....	36.....	2013

## CLUB PITCHING

Lowest ERA.....	(3.84).....	2010
Highest ERA.....	(4.78).....	2012
Most Complete Games.....	4 (2x).....	2011, 2013
Fewest Complete Games.....	0.....	2012
Most Strikeouts.....	1,142.....	2013
Fewest Strikeouts.....	833.....	2009
Most Walks.....	558.....	2012
Fewest Walks.....	396.....	2008
Most Hits.....	1,334.....	2018
Fewest Hits.....	1,167.....	2013
Most Runs.....	721.....	2012
Fewest Runs.....	603.....	2015
Most Saves.....	47 (2x).....	2008, 2019
Fewest Saves.....	28.....	2015

## CLUB FIELDING

Highest Fielding Percentage.....	(.979).....	2008
Lowest Fielding Percentage.....	(.968).....	2014
Fewest Errors.....	111.....	2008
Most Errors.....	166.....	2014
Most Double Plays.....	149.....	2009
Fewest Double Plays.....	112.....	2014
Most Passed Balls.....	17.....	2012
Fewest Passed Balls.....	5.....	2010

ABOUT THE  
NATURALS

2022 NWA  
NATURALS

2021 SEASON  
IN REVIEW

CLUB  
HISTORY

NATURALS  
RECORDS

LEAGUE  
OPPONENTS

GENERAL  
INFORMATION

# CONSECUTIVE RECORDS

## CLUB GENERAL

Games Won.....	11.....	April 26 - May 6, 2015
Games Won to Start Season.....	4.....	April 4 - April 7, 2019
Games Lost.....	10.....	April 6 - April 16, 2014
Games Lost to Start Season.....	5.....	April 4 - April 8, 2013
Won, Home.....	10.....	April 20 - May 14, 2015
Won, Road.....	8 (2x).....	June 14 - June 20, 2017
		August 23 - August 29, 2008
Lost, Home.....	10.....	June 5 - June 21, 2008
Lost, Road.....	16.....	July 9 - August 17, 2017
One-Run Games Played.....	6.....	June 17 - June 22, 2012
One-Run Games Won.....	5 (2x).....	Last: August 9 - August 20, 2019
One-Run Games Lost.....	6.....	April 23 - May 6, 2018
Won Extra Innings.....	6.....	April 24 - June 19, 2012
Series Won.....	5 (2x).....	May 5 - May 24, 2018
		June 21 - July 10, 2010
Series Lost.....	8.....	July 8 - August 7, 2019
Shutouts (Pitching).....	2 (8x).....	Last: Doubleheader August 14, 2021
Shutouts (Hitting).....	3.....	July 10 - July 12, 2015
Scoreless Innings (Pitching).....	28.1.....	June 19 - June 22, 2016
Scoreless Innings (Hitting).....	27.1.....	July 10 - July 13, 2015

## INDIVIDUAL CONSECUTIVE STREAKS

### Batting:

Hitting Streak.....	21.....	Clint Robinson, June 16 - July 12, 2010
Hitting Streak, Home.....	20.....	Mike Moustakas, May 17 - June 22, 2010
Hitting Streak, Road.....	18.....	Morales Torres, April 17 - May 25, 2016
On-Base.....	34.....	Jacksson Flores, May 29 - July 7, 2018
On-Base, Home.....	28 (2x).....	Mike Moustakas, April 22 - June 22, 2010
		Jordan Parraz, April 18 - June 15, 2009
On-Base, Road.....	28.....	Corey Toups, May 27 - August 9, 2016
Games with Home Run.....	6.....	Gabriel Cancel, April 24 - April 29, 2019

### Pitching:

Batters Retired.....	18.....	Christian Binford at Springfield, April 26, 2016
Strikeouts.....	8.....	Juan Abreu (3 games) July 23 - July 29, 2009
Decisions.....	17.....	Ashton Goudeau, May 25 - August 17, 2016
Consecutive Scoreless Innings, Starter.....	31.2.....	Emilio Ogando, July 22 - August 26, 2018
Consecutive Scoreless Innings, Reliever.....	21.1.....	Tim Hill, June 7 - July 29, 2017

## LONGEST WINNING STREAK: 11 GAMES (APRIL 26, 2016 TO MAY 6, 2015)

DATE	OPPONENT	SCORE	WIN	LOSS	SAVE	R	H	E	LO
Sunday, April 26, 2015	@ Tulsa	W, 10-5	Murray (1-0)	Anderson (3-1)		10	12	1	10
Monday, April 27, 2015	vs. Springfield	W, 5-3	Sparkman (2-2)	Mayers (0-3)	Culver (1)	5	10	1	10
Tuesday, April 28, 2015	vs. Springfield	W, 6-5	Nina (1-0)	Baker (1-2)		6	9	2	4
Wednesday, April 29, 2015	vs. Springfield	W, 5-0	Ferguson (2-0)	Cornelius (0-2)		5	8	2	3
Thursday, April 30, 2015	vs. Springfield	W, 7-2	Sulbaran (1-2)	Morales (1-1)		7	16	0	12
Friday, May 1, 2015	vs. Tulsa	W, 10-3	Almonte (1-1)	Anderson (3-2)		10	15	1	9
Saturday, May 2, 2015	@ Tulsa	W, 4-1	Murray (2-0)	Urias (1-2)	Stumpf (1)	4	6	1	8
Sunday, May 3, 2015	vs. Tulsa	W, 12-3	Dziedzic (1-1)	McGuire (4-1)		12	18	0	11
Monday, May 4, 2015	vs. Tulsa	W, 7-2	Ferguson (3-0)	Kehrt (1-3)		7	12	0	9
Tuesday, May 5, 2015	@ Springfield	W, 5-3	Sulbaran (2-2)	Morales (1-2)	Stumpf (2)	5	10	0	5
Wednesday, May 6, 2015	@ Springfield	W, 8-4	Almonte (2-1)	Petree (0-3)		8	14	1	8
						<b>79</b>	<b>130</b>	<b>9</b>	<b>89</b>

## LONGEST LOSING STREAK: 10 GAMES (APRIL 6, 2014 TO APRIL 16, 2014)

DATE	OPPONENT	SCORE	WIN	LOSS	SAVE	R	H	RA	HA
Sunday, April 6, 2014	@ Midland	L, 2-1	Alcántara (1-0)	Alexander (0-1)	Frankoff (1)	1	7	2	5
Monday, April 7, 2014	@ Midland	L, 8-7	Dull (1-0)	Baez (0-1)	Castillo (1)	7	9	8	11
Tuesday, April 8, 2014	@ Midland	L, 20-8	Long (1-0)	Adam (0-1)		8	13	20	23
Thursday, April 10, 2014	vs. Frisco	L, 11-7	Klein (1-0)	Baez (0-2)		7	8	11	9
Friday, April 11, 2014	vs. Frisco	L, 2-1	Reyes (1-1)	Culver (0-1)	Mendoza (1)	1	7	2	4
Saturday, April 12, 2014	vs. Frisco	L, 15-2	Asher (1-1)	Billo (0-1)		2	8	15	17
Sunday, April 13, 2014	vs. Midland	L, 11-6	Jensen (1-0)	Sulbaran (0-1)		6	10	11	14
Tuesday, April 15, 2014	vs. Midland	L, 1-0	Granier (1-1)	Adam (0-2)	Frankoff (3)	0	1	1	3
Tuesday, April 15, 2014	vs. Midland	L, 6-1 (13)	Dull (2-0)	Schlehuber (0-1)		1	9	6	10
Wednesday, April 16, 2014	@ Tulsa	L, 7-0	Gray (1-1)	Selman (0-1)		0	2	7	10
						<b>33</b>	<b>74</b>	<b>83</b>	<b>106</b>

# CONSECUTIVE RECORDS (CONT.)

## WINS - ALL GAMES

Length	Year	Details
11	2015	April 26 (at Tulsa) - May 6 (at Springfield), snapped: May 7 (loss at Springfield)
8	2017	June 14 (at Tulsa) - June 20 (at Arkansas), snapped: June 21 (loss at Arkansas)
8	2010	July 1 (v. San Antonio) - July 9 (at San Antonio), snapped: July 10 (loss at San Antonio)
8	2008	August 23 (at Tulsa) - August 30 (v. Tulsa), snapped: August 31 (loss v. Tulsa)
7	2015	May 16 (v. Springfield) - May 22 (v. Tulsa), snapped: May 23 (loss v. Tulsa)
7	2012	June 2 (at Frisco) - June 9 (v. Arkansas), snapped: June 10 (loss at Tulsa)
6 (7x)	2018	Last: August 2 (v. Springfield) - August 8, Game 2 (v. Midland), snapped: August 9 (loss v. Midland)

## LOSSES - ALL GAMES

Length	Year	Details
10	2014	April 6 (at Midland) - April 16 (at Tulsa), snapped: April 17 (win at Tulsa)
9	2019	April 8 (v. Arkansas) - April 16 (at Arkansas), snapped: April 17 (win at Arkansas)
8	2012	July 2 (at San Antonio) - July 9 (v. San Antonio), snapped: July 10 (win v. San Antonio)
7 (8x)	2018 (3x)	Last: July 12 (v. Tulsa) - July 18 (at Springfield), snapped: July 19 (win v. Tulsa)
6 (6x)	2017	Last: July 15 (v. Tulsa) - July 20 (v. Tulsa), snapped: July 21 (win v. Tulsa)

## WINS - HOME GAMES

Length	Year	Details
10	2015	April 20 (v. Frisco) - May 14 (v. Springfield), snapped: May 15 (loss v. Springfield)
8	2008	July 5 (v. San Antonio) - July 23 (v. Tulsa), snapped: July 24 (loss v. Tulsa)
8	2008	April 25 (v. Arkansas) - May 6 (v. Tulsa), snapped: May 7 (loss v. Springfield)
7	2018	July 25 (v. Arkansas) - August 8 (v. Midland, Game 2), snapped: August 9 (v. Midland)
7	2012	June 6 (v. Arkansas) - June 20 (v. Tulsa), snapped: June 21 (loss v. Tulsa)
7	2010	July 1 (v. San Antonio) - July 17 (v. Springfield, gm 1), snapped: July 17 (loss v. Springfield, gm 1)
7	2010	May 7 (v. Springfield) - May 22 (v. Arkansas), snapped: May 23 (loss v. Arkansas)
7	2009	May 31 (v. Frisco) - June 13 (v. Arkansas), snapped: June 14 (loss v. Tulsa)
6 (2x)	2017	Last: April 25 (v. Springfield) - May 9 (v. Arkansas), snapped: May 11 (loss v. Tulsa)

## LOSSES - HOME GAMES

Length	Year	Details
12	2008	June 5 (v. Arkansas) - July 4 (v. San Antonio), snapped: July 5 (win v. San Antonio)

## WINS - ROAD GAMES

Length	Year	Details
8	2017	June 14 (at Tulsa) - June 20 (at Arkansas), snapped: June 21 (at Arkansas)
7	2016	April 28 (at Springfield) - May 9 (at Arkansas), snapped: May 10 (loss at Arkansas)
7	2008	August 23 (at Tulsa) - August 29 (at Arkansas), snapped: September 4 (loss at Arkansas)
6	2011	April 30 (at Arkansas) - May 16 (at Tulsa), snapped: May 17 (loss at Tulsa)

## LOSSES - ROAD GAMES

Length	Year	Details
16	2017	July 9 (at San Antonio) - August 17 (at Midland), snapped: August 18 (win at Frisco)
11	2012	July 2 (at San Antonio) - July 23 (at Springfield), snapped: July 31 (win at Tulsa)
10	2012	August 15 (at Midland) - August 29 (at Arkansas), snapped: August 31 (win at Arkansas, gm 1)
9	2013	May 12 (at Springfield) - May 24 (at Corpus Christi), snapped: May 26 (win at San Antonio)
8	2019	May 11 (at Springfield) - May 25 (at Tulsa), snapped: May 26 (win at Tulsa)
8	2012	April 9 (at San Antonio) - May 2 (at Springfield), snapped: May 3 (win at Springfield)
8	2009	August 10 (at Arkansas) - September 1 (at Arkansas), snapped: September 2 (win at Arkansas)
8	2008	August 3 (at Arkansas) - August 18 (at Frisco), snapped: August 23 (win at Tulsa)
7	2018	July 7 (at Corpus Christi) - July 18 (at Springfield), snapped: July 26 (win at Springfield)
7	2016	April 14 (at Frisco) - April 25 (at Springfield), snapped: April 26 (win at Springfield)
7	2010	May 13 (at Springfield) - May 28 (at Frisco), snapped: May 29 (win at Midland)

## NATURALS OVERALL SEASON SERIES RECORDS

Year	Won	Lost	Split	Sweeps	Swept
2008	19	16	6	9	7
2009	18	15	7	3	3
2010	27	11	2	6	2
2011	19	12	9	4	4
2012	12	21	5	4	10
2013	11	22	7	2	8
2014	12	23	6	1	10
2015	13	20	7	5	3
2016	15	19	7	3	5
2017	15	21	3	6	6
2018	19	19	5	2	7
2019	11	23	5	3	5
2021	9	4	7	0	0

ABOUT THE  
NATURALS

2022 NWA  
NATURALS

2021 SEASON  
IN REVIEW

CLUB  
HISTORY

NATURALS  
RECORDS

LEAGUE  
OPPONENTS

GENERAL  
INFORMATION

# LONGEST HITTING STREAK – CLINT ROBINSON, JUNE 15 - JULY 12, 2010)

#	Date	Opponent	AVG	AB	R	H	2B	3B	HR	RBI	BB	IBB	SO	SB	CS	PA	HBP	SAC	SF
1	6/15/10	@ Tulsa	.282	4	2	3	0	0	1	2	0	0	1	0	0	4	0	0	0
2	6/16/10	@ Tulsa	.282	3	0	1	0	0	0	0	0	0	1	0	1	3	0	0	0
3	6/17/10	vs. Springfield	.285	5	2	2	1	0	1	3	0	0	0	0	0	5	0	0	0
4	6/18/10	vs. Springfield	.286	6	1	2	0	0	0	1	0	0	2	0	0	6	0	0	0
5	6/19/10	vs. Springfield	.294	3	3	3	1	0	0	0	2	1	0	0	0	5	0	0	0
6	6/24/10	vs. Tulsa	.301	4	3	3	1	0	2	3	0	0	0	0	0	4	0	0	0
7	6/25/10	@ Arkansas	.308	4	1	3	2	0	0	0	1	1	0	0	0	5	0	0	0
8	6/26/10	@ Arkansas	.306	5	0	1	0	0	0	0	0	0	0	0	0	5	0	0	0
9	6/27/10	@ Arkansas	.305	4	1	1	0	0	0	0	0	0	1	0	0	4	0	0	0
10	6/28/10	@ Arkansas	.308	4	1	2	0	0	1	1	0	0	0	0	0	4	0	0	0
11	7/1/10	vs. San Antonio	.306	5	0	1	0	0	0	0	0	0	1	1	0	5	0	0	0
12	7/2/10	vs. San Antonio	.309	4	1	2	0	1	0	0	0	0	0	0	0	4	0	0	0
13	7/3/10	vs. San Antonio	.315	4	1	3	0	1	0	1	0	0	0	0	0	4	0	0	0
14	7/4/10	vs. Corpus Christi	.315	3	1	1	0	0	1	1	0	0	0	0	0	4	0	0	0
15	7/5/10	vs. Corpus Christi	.316	5	1	2	1	0	0	1	0	0	2	0	0	5	0	0	0
16	7/6/10	vs. Corpus Christi	.317	3	1	1	0	0	1	1	2	0	0	0	0	5	0	0	0
17	7/8/10	@ San Antonio	.318	5	1	2	0	0	1	2	0	0	0	0	0	5	0	0	0
18	7/9/10	@ San Antonio	.316	5	0	1	0	0	0	0	0	0	2	0	0	5	0	0	0
19	7/10/10	@ San Antonio	.315	4	1	1	0	0	0	0	0	0	1	0	0	4	0	0	0
20	7/11/10	@ Corpus Christi	.318	4	2	2	1	0	1	2	0	0	1	0	0	4	0	0	0
21	7/12/10	@ Corpus Christi	.318	3	1	1	0	0	1	1	1	0	1	0	0	4	0	0	0
			<b>.437</b>	<b>87</b>	<b>24</b>	<b>38</b>	<b>7</b>	<b>2</b>	<b>10</b>	<b>19</b>	<b>7</b>	<b>2</b>	<b>13</b>	<b>1</b>	<b>1</b>	<b>94</b>	<b>0</b>	<b>0</b>	<b>0</b>

## NATURALS SIGNIFICANT HITTING STREAKS

#	PLAYER	STREAK	AVG	AB	R	H	2B	3B	HR	RBI	BB	SO	OPS	FIRST GAME	LAST GAME
1.	Clint Robinson	21	.437	87	24	38	7	2	10	19	7	13	1.387	June 15th, 2010	July 12th, 2010
2.	Jordan Parraz	19	.431	72	13	31	5	2	2	16	10	6	1.151	May 27th, 2009	June 15th, 2009
3.	Jacksson Flores	17	.343	67	11	23	6	0	3	7	2	9	.929	June 15th, 2018	July 6th, 2018
	Rey Navarro	17	.348	69	11	24	4	0	3	11	2	4	.902	July 4th, 2013	July 23rd, 2013
5.	Elier Hernandez	16	.463	67	15	31	5	1	2	15	3	7	1.142	May 21st, 2018	June 8th, 2018
	Alex Liddi	16	.352	71	5	25	8	0	0	6	0	21	.812	August 6th, 2015	August 25th, 2015
	Brian Fletcher	16	.377	69	14	26	2	0	1	11	4	10	.860	June 19th, 2013	July 8th, 2019
	Wil Myers	16	.383	60	18	23	5	1	7	17	8	17	1.307	April 23rd, 2012	May 10th, 2012
	Cody Clark	16	.400	50	12	20	5	0	4	19	8	8	1.223	June 18th, 2009	July 14th, 2009
10.	Jacksson Flores	15	.375	64	13	24	5	2	0	8	4	8	.927	July 31st, 2018	August 16th, 2018
	Jacksson Flores	15	.444	54	10	24	5	0	2	6	4	3	1.131	May 29th, 2018	June 13th, 2018
	Lane Adams	15	.438	64	10	28	10	0	2	11	0	15	1.125	July 17th, 2015	August 1st, 2015
	Mike Bianucci	15	.426	54	14	23	5	0	4	13	4	13	1.198	April 21st, 2015	May 7th, 2015
	Paulo Orlando	15	.421	57	13	24	3	1	4	15	6	8	1.196	June 18th, 2015	July 5th, 2018
15.	Ryan O'Hearn	14	.392	51	8	20	5	0	5	11	5	13	1.240	June 9th, 2016	June 22nd, 2016
	Balbino Fuenmayor	14	.417	60	15	25	6	0	7	15	3	6	1.328	May 3rd, 2015	May 17th, 2015
	Angel Franco	14	.356	59	6	21	1	1	0	8	5	5	.813	July 14th, 2014	July 29th, 2014
	Corey Smith	14	.350	60	5	21	1	0	4	12	2	11	.938	May 4th, 2009	May 16th, 2009
19.	Jacksson Flores	13	.354	48	11	17	1	0	0	7	3	7	.779	May 3rd, 2018	May 17th, 2018
	Nicky Lopez	13	.373	51	8	19	2	0	0	7	7	2	.860	June 1st, 2018	June 14th, 2018
	Ramon Torres	13	.302	53	8	16	4	1	1	3	2	4	.799	August 21st, 2015	September 7th, 2015
	Jamie Romak	13	.389	54	10	21	4	0	4	7	2	7	1.096	July 12th, 2011	July 25th, 2011
	Eric Hosmer	13	.375	56	10	21	5	2	3	9	2	5	1.093	August 13th, 2010	August 27th, 2010
	Kurt Mertins	13	.373	59	11	22	3	1	0	4	3	12	.870	July 10th, 2009	July 25th, 2009
	Jose Duarte	13	.333	57	13	19	3	0	1	4	6	6	.835	July 5th, 2008	July 19th, 2008
26.	MJ Melendez	12	.353	51	12	18	5	0	5	20	7	9	1.169	June 26th, 2021	July 8th, 2021
	MJ Melendez	12	.426	47	8	20	2	0	5	12	8	8	1.296	May 14th, 2021	May 30th, 2021
	Corey Toups	12	.429	49	14	21	5	1	1	8	2	10	1.067	July 1st, 2016	July 15th, 2016
	Ramon Torres	12	.333	51	7	17	3	0	0	4	3	7	.763	April 22nd, 2016	May 5th, 2015
	Bubba Starling	12	.340	47	8	16	3	0	1	6	5	15	.864	June 26th, 2015	July 11th, 2015
	Paulo Orlando	12	.412	51	9	21	3	1	0	3	3	6	.954	June 7th, 2012	June 20th, 2012
	Paulo Orlando	12	.435	46	12	20	2	4	1	10	3	12	1.197	July 23rd, 2011	August 5th, 2011
	Tim Smith	12	.489	45	12	22	4	0	3	17	3	4	1.278	June 10th, 2011	June 23rd, 2011
	Johnny Giavotella	12	.333	54	9	18	3	1	0	5	2	8	.794	July 1st, 2010	July 17th, 2010
	Derrick Robinson	12	.333	57	4	19	5	1	0	8	3	7	.811	June 16th, 2010	July 1st, 2010



LONGEST ON-BASE STREAK (34 GAMES)

JECKSSON FLORES, MAY 29 - JULY 7, 2018)

#	Date	Opponent	AVG	AB	R	H	2B	3B	HR	RBI	BB	IBB	SO	SB	CS	HBP	SAC	SF	OBP
1	5/29/18	@ Frisco	.290	4	2	2	0	0	0	0	1	0	1	0	0	0	0	0	.362
2	5/30/18	@ Frisco	.305	4	1	3	1	0	1	2	0	0	0	0	0	0	0	0	.373
3	5/31/18	@ Frisco	.308	2	0	1	0	0	0	0	0	0	0	0	0	0	1	0	.375
4	6/1/18	@ Midland	.306	4	0	1	1	0	0	0	0	0	0	0	0	0	0	0	.372
5	6/2/18	@ Midland	.307	3	0	1	0	0	0	0	1	0	0	0	0	0	0	0	.375
6	6/3/18	@ Midland	.305	4	0	1	0	0	0	0	0	0	1	0	0	0	0	0	.372
7	6/5/18	vs. Springfield	.306	3	1	1	0	0	1	1	0	0	0	0	0	1	0	0	.375
8	6/6/18	vs. Springfield	.311	4	1	2	1	0	0	1	0	0	1	0	0	0	0	0	.378
9	6/7/18	vs. Springfield	.311	3	1	1	0	0	0	0	1	0	0	0	0	0	0	0	.381
10	6/8/18	vs. Springfield	.323	4	1	3	1	0	0	0	0	0	0	0	1	0	0	0	.390
11	6/9/18	@ Arkansas	.325	5	0	2	0	0	0	0	0	0	0	1	0	0	0	0	.390
12	6/10/18	@ Arkansas	.325	3	1	1	0	0	0	1	0	0	0	0	0	0	0	1	.387
13	6/11/18	@ Arkansas	.323	4	1	1	0	0	0	0	0	0	0	0	0	0	0	0	.384
14	6/12/18	@ Arkansas	.324	3	1	1	1	0	0	1	1	0	0	0	0	0	0	0	.386
15	6/13/18	@ Tulsa	.333	4	0	3	0	0	0	0	0	0	0	0	0	0	0	0	.394
16	6/14/18	@ Tulsa	.330	2	0	0	0	0	0	0	0	0	1	1	0	1	0	0	.393
17	6/15/18	@ Tulsa	.328	4	0	1	0	0	0	0	0	0	0	0	0	0	0	0	.390
18	6/16/18	@ Tulsa	.328	3	1	1	0	0	1	1	1	0	0	0	0	0	0	0	.392
19	6/17/18	vs. Arkansas	.326	4	1	1	0	0	0	0	0	0	0	0	0	0	0	0	.389
20	6/18/18	vs. Arkansas	.323	5	1	1	0	0	1	2	0	0	1	0	0	0	0	0	.385
21	6/19/18	vs. Arkansas	.321	4	0	1	0	0	0	0	0	0	0	0	0	0	0	0	.382
22	6/21/18	@ Tulsa	.318	5	2	1	0	0	0	1	0	0	0	0	0	0	0	0	.378
23	6/22/18	@ Tulsa	.319	3	0	1	1	0	0	0	0	0	0	0	0	0	0	0	.378
24	6/23/18	@ Tulsa	.317	4	0	1	1	0	0	2	0	0	1	0	0	0	0	0	.376
25	6/28/18	vs. San Antonio	.325	4	1	3	1	0	1	1	0	0	0	0	1	0	0	0	.382
26	6/29/18	vs. San Antonio	.324	4	0	1	0	0	0	0	0	0	2	0	0	0	0	0	.380
27	6/30/18	vs. San Antonio	.332	4	1	3	0	0	0	0	0	0	0	0	0	0	0	0	.386
28	7/1/18	vs. Corpus Christi	.330	4	1	1	0	0	0	0	0	0	2	0	0	0	0	0	.384
29	7/2/18	vs. Corpus Christi	.338	4	2	3	2	0	0	0	0	0	0	0	0	0	0	0	.390
30	7/3/18	vs. Corpus Christi	.336	4	0	1	0	0	0	0	0	0	0	0	0	0	0	0	.387
31	7/5/18	@ San Antonio	.335	4	0	1	0	0	0	0	0	0	0	0	0	0	0	0	.385
32	7/5/18	@ San Antonio	.335	3	0	1	0	0	0	0	1	0	1	1	0	0	0	0	.387
33	7/6/18	@ San Antonio	.333	4	1	1	1	0	0	0	0	0	2	1	0	0	0	0	.385
34	7/7/18	@ Corpus Christi	.329	3	0	0	0	0	0	0	1	0	1	0	0	0	0	0	.383
			<b>.373</b>	<b>126</b>	<b>21</b>	<b>47</b>	<b>11</b>	<b>0</b>	<b>5</b>	<b>13</b>	<b>7</b>	<b>0</b>	<b>14</b>	<b>4</b>	<b>2</b>	<b>2</b>	<b>1</b>	<b>1</b>	<b>.412</b>

NATURALS SIGNIFICANT ON-BASE STREAKS

#	PLAYER	STREAK	AVG	AB	R	H	2B	3B	HR	RBI	BB	SO	OBP	FIRST GAME	LAST GAME
1.-	Jecksson Flores	34	.373	126	21	47	11	0	5	13	7	14	.412	May 29, 2018	July 7, 2018
2.	MJ Melendez	27	.302	106	22	32	9	0	8	26	14	23	.385	June 19, 2021	July 18, 2021
	Derrick Robinson	27	.336	122	16	41	10	2	1	17	8	18	.368	June 16, 2010	July 20, 2010
	Clint Robinson	27	.415	106	27	44	10	2	11	25	9	14	.466	June 11, 2010	July 12, 2010
5.	Dairon Blanco	26	.364	110	26	40	5	1	5	20	5	25	.407	July 4, 2021	August 3, 2021
6.	Vinnie Pasquantino	25	.395	86	13	34	14	0	4	20	16	10	.486	August 5, 2021	September 3, 2021
	Jordan Parraz	25	.333	84	12	28	8	1	2	14	13	7	.462	April 25, 2009	May 25, 2009
	Ramon Torres	25	.298	94	14	28	4	0	3	9	12	10	.383	July 21, 2015	August 19, 2015
9.	Jecksson Flores	24	.354	99	20	35	7	2	0	9	7	13	.396	July 22, 2018	August 16, 2018
	Paulo Orlando	24	.376	93	21	35	5	1	4	20	7	14	.438	June 17, 2010	July 17, 2010
	Kila Ka'aihue	24	.390	77	23	30	5	0	9	22	26	10	.543	June 14, 2008	July 13, 2008
12.	Corey Toups	23	.333	90	20	30	7	1	5	20	6	25	.386	July 1, 2016	July 31, 2016
	Khalil Lee	23	.316	79	17	25	4	1	3	14	17	28	.450	May 20, 2019	June 15, 2019
	Nick Van Stratten	23	.291	86	9	25	3	1	1	10	3	14	.344	June 19, 2011	June 9, 2012
	Freddy Fermin	23	.410	83	22	34	8	0	6	25	12	14	.485	July 2, 2021	August 4, 2021
16.	Paulo Orlando	22	.291	86	18	25	3	1	3	11	4	9	.358	August 1, 2010	August 27, 2010
	Matt Fields	22	.303	76	15	23	5	0	7	18	18	30	.438	June 20, 2013	July 16, 2013
18.	Cheslor Cuthbert	21	.346	78	9	27	6	1	2	10	9	17	.414	July 7, 2014	August 5, 2014
	Justin Trapp	21	.260	77	9	20	2	1	2	7	8	12	.337	April 6, 2014	May 5, 2014
	Alex Liddi	21	.329	76	13	25	8	0	6	18	6	19	.381	May 13, 2018	June 7, 2018
21.	Rey Navarro	20	.325	80	14	26	5	0	3	12	3	8	.345	July 4, 2013	July 27, 2013
	Ramon Torres	20	.275	80	12	22	5	1	1	3	7	6	.333	August 21, 2015	April 14, 2016
	Alex Liddi	20	.322	87	7	28	10	1	0	7	1	27	.326	August 1, 2015	August 25, 2015
	Corey Toups	20	.288	73	14	21	3	1	1	2	11	19	.402	May 27, 2016	June 17, 2016
	Terrance Gore	20	.327	55	13	18	0	0	0	3	9	7	.439	May 10, 2015	June 5, 2015

ABOUT THE  
NATURALS

2022 NWA  
NATURALS

2021 SEASON  
IN REVIEW

CLUB  
HISTORY

NATURALS  
RECORDS

LEAGUE  
OPPONENTS

GENERAL  
INFORMATION

# DOUBLEHEADER RECORDS

## CLUB GENERAL

Longest Doubleheader, Innings.....	20 Innings (2x).....	vs. Midland, April 15, 2014 (1st game 7 innings, 2nd game 13 innings)
.....	.....	vs. Arkansas, May 5, 2009 1st game 7 innings, 2nd game 13 innings
Shortest Doubleheader.....	3 Hours, 17 Minutes.....	vs. Arkansas, Sept. 2, 2010 (1st Game: 1:55, 2nd Game: 1:22)
Longest Doubleheader, 7 Innings.....	5 Hours, 29 Minutes.....	at Springfield, June 20, 2021 (1st Game: 2:49, 2nd Game: 2:40)
Shortest Doubleheader, 7 Innings.....	3 Hours, 33 Minutes.....	vs. Midland, August 8, 2018 (1st Game: 1:53, 2nd Game: 1:40)
Longest Doubleheader, Extra Innings.....	6 Hours, 19 Minutes.....	vs. Arkansas, May 5, 2009 (1st Game: 2:19, 2nd Game: 4:00)

## CLUB BATTING

Runs.....	17.....	at Arkansas, May 2, 2010 (G1: 11 and G2: 6)
Runs, Opponent.....	19.....	at Springfield, June 19, 2015 (G1: 10 and G2: 9)
Runs, Both Clubs.....	32.....	NW Arkansas (13) at Springfield (19), June 19, 2015
Fewest Runs.....	0.....	vs. Tulsa, June 9, 2015
Fewest Runs, Opponent.....	0 (2x).....	vs. Frisco, August 14, 2021
.....	.....	at Arkansas, June 9, 2010
Fewest Runs, Both Clubs.....	3.....	NW Arkansas (1) at Springfield (2), August 1, 2010
Hits.....	29.....	Arkansas at NW Arkansas, May 4, 2009 (13 and 16)
Hits, Opponent.....	25.....	Arkansas at NW Arkansas, May 30, 2019 (9 and 16)
Hits, Both Clubs.....	47.....	Arkansas at NW Arkansas, May 5, 2009 (18 and 29)
Fewest Hits.....	7.....	NW Arkansas at San Antonio, April 16, 2010 (3 and 4)
Fewest Hits, Opponent.....	3.....	San Antonio at NW Arkansas, May 28, 2021 (2 and 1)
Fewest Hits, Both Clubs.....	14.....	San Antonio at NW Arkansas May 28, 2021 (3 and 11)

# MONTHLY RECORDS

## CLUB GENERAL

Wins.....	21.....	July, 2008
Losses.....	23.....	July, 2012
Best Record - by win pct. (min. 15 games).....	21-8 (.724).....	July, 2008
Worst Record - by win pct. (min. 15 games).....	6-21 (.222).....	May, 2013

## CLUB BATTING

Best Average (min. 15 games).....	(.306).....	May, 2008
Worst Average (min. 15 games).....	(.217).....	April, 2008
Best On-Base Percentage (min. 15 games).....	(.377).....	May, 2008
Worst On-Base Percentage (min. 15 games).....	(.286) 2x.....	April & May, 2013
Best Slugging Percentage (min. 15 games).....	(.496).....	July, 2021
Worst Slugging Percentage (min. 15 games).....	(.298).....	August, 2019
Best OPS (On Base Plus Slugging) (min. 15 games).....	(.856).....	July, 2021
Worst OPS.....	(.588).....	August, 2019
Most Runs.....	186.....	July, 2021
Fewest Runs (min. 15 games).....	81 (2x).....	Last: August, 2019
Home Runs.....	48.....	July, 2021
Fewest Home Runs (min. 15 games).....	7.....	August, 2019
Doubles.....	62.....	June 2010
Triples.....	12 (3x).....	Last: June, 2021
Most Total Bases.....	471.....	July, 2021
Walks.....	116.....	July, 2009
Strikeouts.....	298.....	July, 2019
Fewest Strikeouts (min. 15 games).....	118.....	April, 2009
Steals.....	60.....	July, 2011
Fewest Steals (min. 15 games).....	13.....	April, 2013
Hit By Pitches.....	23 (2x).....	Last: June, 2021
Most Double Plays grounded in to.....	32.....	May, 2013

## CLUB PITCHING

Best ERA (Earned Run Average).....	2.97.....	May, 2016
Worst ERA.....	5.99.....	July, 2021
Best WHIP (Walks and hits per inning pitched).....	1.14.....	June, 2016
Worst WHIP.....	1.61.....	June, 2009
Best Opponents' Batting Average.....	(.231) (2x).....	Last: May, 2021
Worst Opponents' Batting Average.....	(.297).....	May, 2017
Most Strikeouts.....	283.....	August, 2019
Fewest Strikeouts (min. 15 games).....	114.....	April, 2009
Most Saves.....	13 (2x).....	Last: August, 2011
Fewest Saves (min. 15 games).....	1.....	May, 2013
Most Home Runs Allowed.....	42.....	July, 2021
Fewest Home Runs Allowed (min. 15 games).....	13.....	April, 2009
Most Walks Allowed.....	141.....	July, 2012
Fewest Walks Allowed (min. 15 games).....	45.....	September, 2021

# SINGLE-GAME CLUB RECORDS

## CLUB GENERAL

Longest Game, 9 Innings, Home.....	3:59	.....vs. Midland, May 20, 2009
Longest Game, 9 Innings, Away.....	4:07	.....@ Springfield, June 29, 2021
Shortest Game, 9 Innings, Home.....	1:53	.....vs. Frisco, September 2, 2019
Shortest Game, Home.....	1:22	.....vs. Arkansas, September 2, 2010 (7 innings, Game 2)
Shortest Game, 9 Innings, Away.....	1:59	.....@ Tulsa, June 8, 2016
Shortest Game, Away.....	1:40	.....@ Tulsa, July 29, 2009 (7 innings, Game 1)
Longest Game, Extra Innings, Home.....	5:05	.....vs. Arkansas, May 3, 2014 (15 innings)
Shortest Game, Extra Innings, Home.....	2:34	.....vs. Tulsa, June 19, 2008 (10 innings)
Longest Game, Extra Innings, Away.....	5:38	.....@ Springfield, May 11, 2013(20 innings)
Shortest Game, Extra Innings, Away.....	2:34	.....@ Arkansas, May 18, 2008 (10 innings)
Longest Game, Innings, Home.....	15	.....vs. Arkansas, May 3, 2014
Longest Game, Innings, Away.....	20	.....@ Springfield, May 11, 2013
Longest 1-0 Win.....	2:41	.....@ Arkansas, July 21, 2010
Longest 1-0 Loss.....	3:00	.....@ Frisco, August 23, 2019
Largest Winning Margin.....	17 Runs	.....vs. Springfield, August 24, 2021 (18-1)
Largest Losing Margin.....	21 Runs	.....@ San Antonio, April 15, 2011 (26-5)
Largest Shutout Victory.....	12-0	.....@ Springfield, August 23, 2013
Largest Shutout Loss.....	0-16	.....@ Tulsa, August 30, 2017

## BATTING

### NATURALS

Runs Scored.....	21	.....@ Springfield, August 20, 2013
Runs Scored, Inning.....	10	.....10th Inning @ Wichita, September 9, 2021
Scored in Every Inning.....		.....Never
Most Consecutively Scored Innings.....	7^	.....@ Midland, September 15, 2009
Most Consecutively Scored Innings (regular season.....	6 (2x)	.....@ San Antonio, July 7, 2009 (10-5, W) .....@ Corpus Christi, July 7, 2011 (9-2, W)
RBI.....	20	.....@ Springfield, August 20, 2013
Hits.....	22	.....vs. Arkansas, May 22, 2010
Doubles.....	8	.....@ Midland, July 13, 2015
Triples.....	3 (2x)	.....vs. Springfield, April 18, 2019
Home Runs.....	7 (2x)	.....vs. Tulsa, June 10, 2015 .....vs. Arkansas, July 23, 2013
Extra Base Hits.....	11	.....vs. San Antonio, May 30, 2021
Total Bases.....	40	.....vs. Arkansas, August 31, 2010 (7 2B, 1 3B, 2 HR)
Left on Base.....	17	.....vs. Arkansas, May 22, 2010
Strikeouts.....	22	.....@ Springfield May 11, 2013
Walks.....	14	.....@ Springfield, May 11, 2013
Stolen Bases.....	8 (2x)	.....@ Arkansas, May 8, 2021
Hlt Batters.....	6	.....@ Springfield, August 24, 2011
Plate Appearances.....	82	.....@ San Antonio, July 8, 2011 .....@ Springfield, June 29, 2021 .....@ Springfield, May 11, 2013

### OPPONENT

Runs Scored, Opponent.....	26	.....@ San Antonio, April 15, 2011
Runs Scored, Inning by Opponent.....	11	.....8th inning vs. Corpus Christi, July 26, 2019
Scored in Every Inning.....	18 Runs	.....vs. Wichita, July 27, 2021
RBI, Opponent.....	26	.....@ San Antonio, April 15, 2011
Hits, Opponent.....	26	.....@ San Antonio, April 15, 2011
Home Runs, Opponent.....	7	.....@ San Antonio, April 15, 2011
Extra Base Hits, Opponent.....	16	.....@ San Antonio, April 15, 2011 (9 2B, 7 HR)
Total Bases, Opponent.....	56	.....@ San Antonio, April 15, 2011
Left on Base, Opponent.....	16	.....vs. Springfield, July 25, 2010
Walks, Opponents.....	13	.....@ Midland, April 9, 2015
Stolen Bases, Opponent.....	7	.....@ Corpus Christi, April 23, 2019

### COMBINED

Runs Scored, Combined (Both Teams).....	31	.....@ San Antonio, April 15, 2011
RBI, Combined (Both Teams).....	30	.....@ San Antonio, April 15, 2011
Hits, Combined (Both Teams).....	35	.....@ San Antonio, April 15, 2011

## CLUB PITCHING

Strikeouts.....	19	.....@ Springfield, May 11, 2013
Walks Issued.....	13	.....@ Midland, April 9, 2015
Runs Allowed.....	26	.....@ San Antonio, April 15, 2011
Hits Allowed.....	26	.....@ San Antonio, April 15, 2011
Home Runs Allowed.....	7	.....@ San Antonio, April 15, 2011
Extra Base Hits Allowed.....	16	.....@ San Antonio, April 15, 2011 (8 2B, 7 HR)

## FIELDING

### NATURALS

Double Plays.....	5	.....@ San Antonio, August 20, 2015
Errors.....	6	.....vs. Midland, May 4, 2019

### OPPONENT

Double Plays, Opponent.....	4 (12x)	.....Last: vs. Midland, July 2, 2016
Errors, Opponent.....	6	.....@ Midland, April 7, 2014

ABOUT THE  
NATURALS

2022 NWA  
NATURALS

2021 SEASON  
IN REVIEW

CLUB  
HISTORY

NATURALS  
RECORDS

LEAGUE  
OPPONENTS

GENERAL  
INFORMATION

# SINGLE-GAME BATTING RECORDS

## PLATE APPEARANCES

1.	9	Calixte, Orlando.....	5/11/13.....@ Springfield
	9	Canham, Mitch.....	5/11/13.....@ Springfield
	9	Fields, Matt.....	5/11/13.....@ Springfield
	9	Graterol, Juan.....	5/11/13.....@ Springfield
	9	Llanos, Alex.....	5/11/13.....@ Springfield
	9	McClure, Alex.....	5/11/13.....@ Springfield
	9	Navarro, Rey.....	5/11/13.....@ Springfield
	9	Prades, Yem.....	5/11/13.....@ Springfield
	9	Duarte, Jose.....	7/21/08.....@ Springfield
10.	7	51 tied (Last: Six on 6/29/21 @ Springfield)	

## AT BATS

1.	9	Calixte, Orlando.....	5/11/13.....@ Springfield
	9	Graterol, Juan.....	5/11/13.....@ Springfield
	9	Llanos, Alex.....	5/11/13.....@ Springfield
	9	McClure, Alex.....	5/11/13.....@ Springfield
	9	Navarro, Rey.....	5/11/13.....@ Springfield
6.	8	Prades, Yem.....	5/11/13.....@ Springfield
	8	Duarte, Jose.....	7/21/08.....@ Springfield
8.	7	19 tied (Last: Two on 4/13/17 @ San Antonio)	

## RUNS SCORED

1.	4	Pratto, Nick.....	5/21/21.....@ Springfield
	4	Rivera, Emmanuel.....	7/20/19.....@ Amarillo
	4	Featherston, Taylor.....	4/11/19.....@ Springfield
	4	Lopez, Nicky.....	6/21/18.....@ Tulsa
	4	Hernandez, Elier.....	5/12/18.....vs. Tulsa
	4	Dini, Nick.....	7/6/17.....@ Corpus Christi
	4	Fletcher, Brian.....	7/23/13.....vs. Arkansas
	4	Colón, Christian.....	6/14/11.....vs. Tulsa
	4	Myers, Wil.....	6/14/11.....vs. Tulsa
	4	Robinson, Derrick.....	8/7/10.....vs. Arkansas
	4	Giavotella, Johnny.....	7/22/10.....@ Arkansas
	4	Orlando, Paulo.....	7/22/10.....@ Arkansas
	4	Smith, Tim.....	5/22/10.....vs. Arkansas
	4	Mertins, Kurt.....	6/1/09.....vs. Frisco
	4	Maddox, Marc.....	8/25/08.....@ Tulsa
	4	Falu, Irving.....	7/27/08.....vs. Springfield
	4	Ka'aihue, Kila.....	7/8/08.....vs. Corpus Christi
18.	3	185 tied (Last: Two on 9/19/21 vs. Springfield)	

## HITS

1.	6	Lucas, Ed.....	7/21/08.....@ Springfield
2.	5	Blanco, Dairon.....	7/13/21.....vs. Arkansas
	5	Lopez, Nicky.....	6/21/18.....@ Tulsa
	5	Bonifacio, Jorge.....	8/21/14.....vs. Springfield
	5	Fletcher, Brian.....	7/23/13.....vs. Arkansas
	5	Seratelli, Anthony.....	8/17/11.....vs. Frisco
	5	Giavotella, Johnny.....	7/22/10.....@ Arkansas
	5	Robinson, Clint.....	5/22/10.....vs. Arkansas
	5	Bianchi, Jeff.....	6/27/09.....vs. Arkansas
	5	Lucas, Ed.....	6/22/09.....@ Tulsa
11.	4	118 tied (Last: Clay Dungan, 9/4/21 vs. Corpus Christi)	

## DOUBLES

1	3	O'Hearn, Ryan.....	6/26/16.....@ Tulsa
	3	Lisson, Mario.....	6/13/12.....@ Tulsa
	3	Seratelli, Anthony.....	4/17/11.....@ Corpus Christi
	3	Giavotella, Johnny.....	7/24/10.....vs. Springfield
	3	Robinson, Clint.....	5/22/10.....vs. Arkansas
	3	Bianchi, Jeff.....	6/19/09.....@ Springfield
7.	2	197 tied (Last: Vinnie Pasquantino, 9/3/21 vs. Corpus Christi)	

## TRIPLES

1.	2	Featherston, Taylor.....	4/18/19.....vs. Springfield
	2	Canham, Mitch.....	8/28/13.....vs. Tulsa

## HOME RUNS

1	3	Witt Jr., Bobby.....	5/30/21.....vs. San Antonio
	3	Pratto, Nick.....	5/21/21.....@ Springfield
	3	Featherston, Taylor.....	7/20/19.....@ Amarillo
	3	Adams, Lane.....	8/13/13.....vs. Corpus Christi
	3	Fletcher, Brian.....	7/23/13.....vs. Arkansas
6.	2	71 tied (Last: Seuly Matias, 9/18/21 vs. Springfield)	

## RUNS BATTED IN

1.	7	Featherston, Taylor.....	7/20/19.....@ Amarillo
	7	Adams, Lane.....	8/13/13.....vs. Corpus Christi
	7	Robinson, Clint.....	5/22/10.....vs. Arkansas
	7	Aldridge, Cory.....	8/25/08.....@ Tulsa
5.	6	Pratto, Nick.....	5/21/21.....@ Springfield
	6	Flores, Jacksson.....	8/29/18.....@ Tulsa
	6	O'Hearn, Ryan.....	8/17/16.....vs. Corpus Christi
	6	Adams, Lane.....	8/20/13.....@ Springfield
	6	Testa, Carlo.....	4/27/12.....vs. Arkansas
	6	McConnell, Chris.....	6/5/10.....vs. Midland
	6	Smith, Tim.....	5/22/10.....vs. Arkansas
	6	Lucas, Ed.....	9/2/09.....@ Arkansas
	6	Lucas, Ed.....	6/13/09.....vs. Arkansas
	6	Smith, Corey.....	6/1/09.....vs. Frisco
	6	Lisson, Mario.....	7/28/08.....vs. Springfield
	6	Ka'aihue, Kila.....	7/8/08.....vs. Corpus Christi
	6	McFall, Brian.....	4/30/08.....@ Springfield
18.	5	31 tied (Last: Two on 8/24/21 vs. Springfield)	

## REACHING BASE (H, BB, & HBP)

1.	6	Jones, Travis.....	6/29/21.....@ Springfield
	6	Fields, Matt.....	5/11/13.....@ Springfield
	6	Giavotella, Johnny.....	7/22/10.....@ Arkansas
	6	Lucas, Ed.....	7/21/08.....@ Springfield
5.	5	56 tied (Last: Clay Dungan, 9/4/21 vs. Corpus Christi)	

SINGLE-GAME BATTING RECORDS

WALKS

1.	4	Jones, Travis	.....6/29/21	.....@ Springfield
4		Whittleman, John	.....4/17/12	.....vs. San Antonio
4		Seratelli, Anthony	.....7/24/11	.....vs. Springfield
4		Lucas, Ed	.....7/16/09	.....@ Springfield
4		Ka'aihue, Kila	.....7/20/08	.....@ Springfield
4		Richardson, Juan	.....4/28/08	.....vs. Arkansas
7.	3	87 tied (Last: Vinnie Pasquantino, 9/8/21 @ Wichita)		

INTENTIONAL WALKS

1.	2	Gibbs, Micah	.....6/27/15	.....vs. Tulsa
2		Franco, Angel	.....8/27/13	.....vs. Tulsa
2		Robinson, Derrick	.....4/10/11	.....vs. Corpus Christi
2		Romak, Jamie	.....4/10/11	.....vs. Corpus Christi
2		Moustakas, Mike	.....5/22/10	.....vs. Arkansas

STRIKEOUTS

1.	5	Blanco, Dairon	.....5/12/21	.....vs. Tulsa
		Franco, Angel	.....5/11/13	.....@ Springfield
		McClure, Alex	.....5/11/13	.....@ Springfield
4.		68 tied (Last: Meibrys Vilorio, 9/4/21 vs. Corpus Christi)		

HIT BY PITCHES

1.	3	Blanco, Dairon	.....6/29/21	.....@ Springfield
3		Dini, Nick	.....5/16/18	.....vs. Arkansas
3.		Peterson, Kort	.....8/22/18	.....vs. Springfield
2		Arteaga, Humberto	.....8/23/17	.....vs. Springfield
2		Dini, Nick	.....7/29/17	.....vs. Springfield
2		Ramos, Mauricio	.....6/4/17	.....@ Midland
2		Schwindel, Frank	.....8/10/16	.....@ Corpus Christi
2		Toups, Corey	.....7/22/16	.....vs. Springfield
2		Ramos, Mauricio	.....4/22/16	.....vs. Tulsa
2		Coleman, Dusty	.....5/8/15	.....@ Springfield
2		Coleman, Dusty	.....4/26/15	.....@ Tulsa
2		Graterol, Juan	.....7/3/14	.....vs. Midland
2		Adams, Lane	.....4/13/14	.....vs. Midland
2		Piña, Manny	.....7/23/12	.....@ Springfield
2		Giavotella, Johnny	.....4/13/10	.....vs. Corpus Christi
2		Wilson, Vance	.....7/11/09	.....vs. San Antonio
2		Clark, Cody	.....5/27/09	.....vs. Midland
2		Richardson, Juan	.....7/12/08	.....@ Springfield

GROUND INTO DOUBLE PLAYS

1.	2	37 tied (Last: Brhet Bewley, 6/18/21 @ San Antonio)		
----	---	---	--	--

STOLEN BASES

1.	4	Heath, Nick	.....5/20/19	.....@ Arkansas
4		Robinson, Derrick	.....8/24/11	.....@ Springfield
4		Robinson, Derrick	.....4/26/10	.....@ Springfield
4.		Hicklen, Brewer	.....8/12/21	.....vs. Frisco
3		Dungan, Clay	.....8/8/21	.....@ Arkansas
3		Blanco, Dairon	.....6/23/21	.....vs. Arkansas
3		Dungan, Clay	.....5/19/21	.....@ Springfield
3		Lee, Khalil	.....8/15/19	.....@ Arkansas
3		Jones, Travis	.....5/13/19	.....vs. Tulsa
3		Heath, Nick	.....5/11/19	.....@ Springfield
3		Gore, Terrance	.....8/27/16	.....@ Arkansas
3		Gore, Terrance	.....8/19/16	.....vs. San Antonio
3		Mondesi, Adalberto	.....7/4/16	.....vs. Frisco
3		Gore, Terrance	.....5/31/16	.....vs. San Antonio
3		Torres, Ramon	.....4/19/16	.....@ Midland
3		Adams, Lane	.....5/10/14	.....vs. Springfield
3		Adams, Lane	.....4/23/14	.....vs. Springfield
3		Calixte, Orlando	.....7/17/13	.....@ Tulsa
3		Robinson, Derrick	.....7/8/11	.....@ San Antonio
3		Orlando, Paulo	.....6/11/10	.....@ Arkansas
3		Dyson, Jarrod	.....8/28/09	.....vs. Springfield
3		Dyson, Jarrod	.....7/20/09	.....vs. Arkansas
3		Suero, Ovandy	.....7/22/08	.....vs. Tulsa
3		Suero, Ovandy	.....5/21/08	.....vs. Midland
3		Suero, Ovandy	.....4/27/08	.....vs. Arkansas
3		Suero, Ovandy	.....4/22/08	.....vs. Springfield

CAUGHT STEALING

1.	2	Dungan, Clay	.....8/29/21	.....vs. Springfield
		Pratto, Nick	.....5/8/21	.....@ Arkansas
2		Peterson, Kort	.....8/24/18	.....vs. Springfield
2		Liddi, Alex	.....6/2/18	.....@ Midland
2		Hernandez, Elier	.....5/27/18	.....vs. Midland
2		Deweese, Donnie	.....4/7/17	.....vs. San Antonio
2		Cuthbert, Cheslor	.....7/27/14	.....vs. Springfield
2		Calixte, Orlando	.....7/21/14	.....vs. Arkansas
2		Rincon, Edinson	.....5/13/14	.....@ Arkansas
2		Seratelli, Anthony	.....8/8/11	.....vs. Arkansas
2		Robinson, Derrick	.....6/12/11	.....vs. Tulsa
2		Dyson, Jarrod	.....7/19/10	.....@ Arkansas
2		McFall, Brian	.....4/22/08	.....vs. Springfield

SACRIFICES

1.	2	24 tied (Last: Angelo Castellano, 7/4/19 @ Tulsa)		
----	---	---	--	--

SACRIFICE FLIES

1.	2	Pasquantino, Vinnie	.....8/8/21	.....@ Arkansas
2		Franco, Angel	.....5/12/15	.....@ Arkansas
2		Prades, Yem	.....7/15/12	.....@ Springfield
2		Smith, Tim	.....6/14/11	.....vs. Tulsa
2		McConnell, Chris	.....5/13/09	.....vs. Springfield

ABOUT THE  
NATURALS

2022 NWA  
NATURALS

2021 SEASON  
IN REVIEW

CLUB  
HISTORY

NATURALS  
RECORDS

LEAGUE  
OPPONENTS

GENERAL  
INFORMATION



# SINGLE-GAME PITCHING RECORDS

## INNINGS PITCHED

1.	9.0	Blewett, Scott.....	8/10/18.....	vs. Frisco
	9.0	Ray, Corey.....	6/8/17.....	vs. Springfield
	9.0	Ferguson, Andy.....	8/9/14.....	vs. San Antonio
	9.0	Ferguson, Andy.....	7/19/14.....	@ Springfield
	9.0	Brooks, Aaron.....	7/24/13.....	vs. Arkansas
	9.0	Pounders, Brooks.....	6/27/13.....	vs. Midland
	8.2	Brooks, Aaron.....	8/17/13.....	vs. San Antonio
7.	8.0	Garabito, Gerson.....	9/1/19.....	vs. Frisco
	8.0	Kowar, Jackson.....	8/24/19.....	@ Frisco
	8.0	Kowar, Jackson.....	8/3/19.....	@ Tulsa
	8.0	Gomez, Ofreidy.....	8/2/19.....	@ Tulsa
	8.0	Blewett, Scott.....	8/28/18.....	@ Tulsa
	8.0	Sparkman, Glenn.....	5/3/18.....	vs. Springfield
	8.0	Griffin, Foster.....	8/31/17.....	@ Tulsa
	8.0	Caramo, Yender.....	8/20/16.....	vs. San Antonio
	8.0	Ferguson, Andy.....	8/20/14.....	vs. Springfield
	8.0	Ventura, Yordano.....	5/27/13.....	@ San Antonio
	8.0	Smith, Will.....	8/25/11.....	@ Springfield
	8.0	Smith, Will.....	8/8/11.....	vs. Arkansas
	8.0	Dwyer, Chris.....	7/26/11.....	vs. Tulsa
	8.0	Osuna, Edgar.....	5/24/10.....	vs. Arkansas
	8.0	Crow, Aaron.....	4/29/10.....	@ Springfield
	8.0	Hardy, Rowdy.....	7/21/09.....	vs. Arkansas
	8.0	Teaford, Everett.....	7/17/09.....	@ Corpus Christi
	8.0	Pimentel, Julio.....	4/26/08.....	vs. Arkansas
	8.0	Rosa, Carlos.....	4/25/08.....	vs. Arkansas

## INNINGS PITCHED (RELIEVER)

1.	7.1	Vines, Jace.....	7/26/18.....	@ Springfield
6.2	Dwyer, Chris.....	5/10/12.....	vs. Springfield	
3.	6.1	Griffin, Foster.....	7/24/18.....	vs. Arkansas
6.1	Hollingsworth, Ethan.....	8/24/12.....	vs. Springfield	
6.1	Hollingsworth, Ethan.....	7/30/12.....	vs. Springfield	
6.1	Kniginyzky, Matthew.....	6/14/09.....	vs. Tulsa	
6.1	Johnson, Blake.....	7/17/08.....	vs. Arkansas	
8.	6.0	Kniginyzky, Matthew.....	6/20/09.....	@ Springfield
6.0	Hardy, Rowdy.....	9/4/10.....	vs. Tulsa	
6.0	Sulbaran, Juan Carlos.....	7/10/14.....	@ Springfield	
6.0	Sotillet, Andres.....	4/13/19.....	@ Springfield	
6.0	Haves, Chris.....	5/4/09.....	vs. Arkansas	

## HITS ALLOWED

1.	16	Griffin, Foster.....	5/25/18.....	vs. Midland
2.	13	Brooks, Aaron.....	7/19/13.....	vs. Springfield
3.	12	Singer, Brady.....	7/2/19.....	vs. Arkansas
	12	Ray, Corey.....	7/31/17.....	vs. Arkansas
	12	Lovvorn, Zach.....	6/11/17.....	vs. Arkansas
	12	Johnson, Blake.....	5/13/09.....	vs. Springfield
	12	Lerew, Anthony.....	5/4/09.....	vs. Arkansas
8.	11	15 Tied (Last: Ofreidy Gomez, 7/14/19 vs. Tulsa)		

## HITS ALLOWED BY STARTING PITCHER (IP)

1.	0	<b>Pounders, Brooks (9.0).....</b>	<b>6/27/13.....</b>	<b>vs. Midland</b>
0	Staumont, Josh (7.0).....	8/23/17.....	vs. Springfield	
0	Smith, Will (7.0).....	7/19/11.....	@ Arkansas	
0	Lamb, John (6.1).....	8/26/10.....	@ Springfield	
0	Cortes, Dan (6.0).....	8/29/08.....	@ Arkansas	
0	Marsh, Alec (5.0).....	5/8/21.....	@ Arkansas	
0	Cortes, Dan (5.0).....	5/23/09.....	@ Arkansas	
0	Murray, Matt (3.0).....	7/13/14.....	vs. Tulsa	
0	Cevette, Dan (3.0).....	5/25/09.....	@ Arkansas	
0	Finnegan, Brandon (2.1).....	5/12/15.....	@ Arkansas	
0	Zerpa, Angel (2.0).....	8/27/21.....	vs. Springfield	
0	Almonte, Miguel (2.0).....	7/2/15.....	@ Frisco	
0	Zimmer, Kyle (2.0).....	8/14/13.....	vs. Corpus Christi	
0	Oviedo, Juan Carlos (2.0).....	7/17/08.....	vs. Arkansas	
0	Cox, Austin (1.0).....	9/10/21.....	@ Wichita	
0	Ferguson, Andy (1.0).....	5/10/13.....	@ Springfield	
0	Holland, Greg (1.0).....	5/10/12.....	vs. Springfield	
0	Bale, John (1.0).....	7/15/08.....	vs. Arkansas	
0	Bowlan, Jonathan (0.2).....	5/23/21.....	@ Springfield	
0	Boyer, Blaine (0.2).....	7/24/18.....	vs. Arkansas	
0	Lamb, John (0.2).....	5/19/11.....	@ Tulsa	

## STRIKEOUTS

1.	13	Duffy, Danny .....	7/17/13.....	@ Tulsa
2.	12	Staumont, Josh .....	9/5/16.....	vs. Arkansas
	12	Zimmer, Kyle .....	7/25/13.....	@ Springfield
4.	11	Marsh, Alec.....	5/14/21.....	vs. Tulsa
	11	Mills, Alec.....	6/13/16.....	@ Arkansas
	11	Adam, Jason .....	5/30/13... vs.	Corpus Christi
		Odorizzi, Jake .....	5/5/12.....	vs. Tulsa
		Odorizzi, Jake .....	4/23/12.....	vs. Springfield
9.	10	Bowlan, Jonathan .....	5/5/21.....	@ Arkansas
	10	Griffin, Foster.....	7/1/17.....	vs. Corpus Christi
	10	Staumont, Josh .....	8/26/16.....	@ Springfield
	10	Skoglund, Eric.....	8/12/16.....	@ San Antonio
	10	Staumont, Josh .....	7/22/16.....	vs. Springfield
	10	Adam, Jason .....	6/19/14.....	vs. Tulsa
	10	Melville, Tim.....	5/13/14.....	@ Arkansas
	10	Ventura, Yordano.....	5/6/13.....	vs. Arkansas
	10	Ventura, Yordano .....	4/30/13.....	vs. Springfield
	10	Smith, Will.....	8/30/11.....	vs. Arkansas
	10	Dwyer, Chris.....	8/5/11.....	vs. Arkansas
	10	Cortes, Dan.....	6/18/08.....	vs. Tulsa

## RUNS

1.	11	Sulbaran, Juan Carlos.....	8/16/12.....	@ Midland
10	10	Sulbaran, Juan Carlos.....	6/20/15.....	@ Springfield
10	Dwyer, Chris.....	5/4/12.....	@ Springfield	
10	Godin, Jason.....	9/7/09.....	@ Tulsa	
5.	9	Ogando, Emilio.....	7/12/18.....	vs. Tulsa
9	Griffin, Foster.....	5/25/18.....	vs. Midland	
9	Adam, Jason.....	4/16/13.....	@ Frisco	
9	Smith, Will.....	7/29/11.....	@ Springfield	
9	Osuna, Edgar.....	6/17/10.....	vs. Springfield	
9	Lerew, Anthony.....	6/23/09.....	@ Tulsa	
9	Hardy, Rowdy.....	8/31/08.....	vs. Tulsa	
12.	8	30 Tied (Last: Angel Zerpa, 6/27/21 vs. Arkansas)		

## EARNED RUNS

1.	11	Sulbaran, Juan Carlos.....	8/16/12.....	@ Midland
2.	10	Sulbaran, Juan Carlos.....	6/20/15.....	@ Springfield
3.	9	Dwyer, Chris.....	7/12/18.....	vs. Tulsa
		Godin, Jason.....	5/25/18.....	vs. Midland
		Ogando, Emilio.....	4/16/13.....	@ Frisco
		Griffin, Foster.....	7/29/11.....	@ Springfield
		Adam, Jason.....	6/17/10.....	vs. Springfield
		Smith, Will.....	8/31/08.....	vs. Tulsa
9.	8	Zerpa, Angel.....	6/27/21.....	vs. Arkansas
		Goudeau, Ashton.....	7/11/16.....	@ Frisco
		Billo, Greg.....	4/12/14.....	vs. Frisco
		Adam, Jason.....	8/26/13.....	vs. Arkansas
		Adam, Jason.....	7/22/13.....	vs. Arkansas
		Melville, Tim.....	4/21/12.....	@ Arkansas
8		Miner, Zach.....	7/9/11.....	@ San Antonio
		Osuna, Edgar.....	6/3/11.....	vs. Frisco
		Godin, Jason.....	9/7/09.....	@ Tulsa
		Johnson, Blake.....	6/7/09.....	@ Frisco
		Hardv. Rowdy.....	6/28/08.....	@ San Antonio

## HOME RUNS

1.	4	Terrero, Franco .....	4/22/18.....	@ Tulsa
	4	Skoglund, Eric .....	8/23/16.....	@ Springfield
	4	Montgomery, Mike.....	9/1/12.....	vs. Tulsa
	4	Garcia, Edgar Alberto .....	8/29/11.....	vs. Tulsa
5.	3	40 Tied (Last: Jonathan Heasley, 7/20/21 @ Tulsa)		

# SINGLE-GAME PITCHING RECORDS

## WALKS

1.	8	Arguelles, Noel	.....5/12/13.....@ Springfield
2.	7	Adam, Jason	.....7/5/13.....@ Midland
	7	Dwyer, Chris	.....6/11/12.....@ Midland
	7	Lerew, Anthony	.....7/11/09.....vs. San Antonio
5.	6	Ogando, Emilio	.....6/9/18.....@ Arkansas
	6	Staumont, Josh	.....8/16/16.....vs. Corpus Christi
	6	Staumont, Josh	.....8/1/16.....vs. Arkansas
	6	Stumpf, Daniel	.....4/9/15.....@ Midland
	6	Marimon, Sugar Ray	.....7/12/13.....vs. Springfield
	6	Arguelles, Noel	.....5/11/13.....vs. Springfield
	6	Arguelles, Noel	.....7/16/12.....vs. Arkansas
	6	Dwyer, Chris	.....5/4/12.....@ Springfield
	6	Paukovits, Bryan	.....4/13/12.....vs. Corpus Christi
	6	Dwyer, Chris	.....7/10/11.....@ Corpus Christi
	6	Crow, Aaron	.....7/29/10.....@ Tulsa
	6	Cortes, Dan	.....5/23/09.....@ Arkansas

## HIT BATTERS

1.	4	Hardy, Rowdy	.....8/22/09.....@ Frisco
	4	Hardy, Rowdy	.....5/18/08.....@ Arkansas
3.	3	Garabito, Gerson	.....7/18/19.....@ Corpus Christi
	3	Cloney, J.C.	.....6/7/19.....vs. Springfield
	3	Almonte, Miguel	.....4/14/15.....@ Frisco
	3	Cortes, Dan	.....7/6/08.....vs. Corpus Christi
	3	Johnson, Blake	.....4/19/08.....@ Arkansas
8.	2	66 Tied (Last: Jose Cuas, 8/29/21 vs. Springfield)	

## WILD PITCHES

1.	4	Greene, Conner	.....5/18/19.....vs. Springfield
	4	Osuna, Edgar	.....6/3/11.....vs. Frisco
	4	Dwyer, Chris	.....5/8/11.....vs. Tulsa
	4	Paulino, Eduardo	.....6/27/10.....@ Arkansas
	4	Godin, Jason	.....9/7/09.....@ Tulsa
6.	3	Parrish, Drew	.....7/28/21.....vs. Wichita
	3	Zerpa, Angel	.....7/15/21.....vs. Arkansas
	3	Dellrosario, Yefri	.....7/13/21.....vs. Arkansas
	3	Ray, Corey	.....8/30/17.....@ Tulsa
	3	Staumont, Josh	.....8/6/16.....vs. Tulsa
	3	Beal, Evan	.....6/11/16.....@ Arkansas
	3	Stumpf, Daniel	.....6/10/15.....vs. Tulsa
	3	Melville, Tim	.....6/5/14.....vs. Tulsa
	3	Rollins, Heath	.....4/29/11.....@ Arkansas
	3	Hardy, Rowdy	.....7/25/10.....vs. Springfield
	3	Crow, Aaron	.....6/16/10.....@ Tulsa
	3	Atencio, Greg	.....5/21/08.....vs. Midland

## GROUND BALL DOUBLE PLAYS INDUCED

1.	3	16 Tied (Last: J.C. Cloney, 9/2/19 vs. Frisco)	
----	---	--	--

## TOTAL BATTERS FACED

1.	35	Griffin, Foster	.....5/25/18.....vs. Midland
2.	33	Garabito, Gerson	.....9/1/19.....vs. Frisco
	33	Blewett, Scott	.....8/10/18.....vs. Frisco
	33	Blewett, Scott	.....6/8/18.....vs. Springfield
	33	Ferguson, Andy	.....7/19/14.....@ Springfield
	33	Ferguson, Andy	.....6/18/14.....vs. Arkansas
	33	Smith, Will	.....7/24/11.....vs. Springfield
	33	Pimentel, Julio	.....5/17/08.....@ Arkansas
9.	32	Blewett, Scott	.....8/28/18.....@ Tulsa
10.	31	14 Tied (Last: Brady Singer, 7/2/19 vs. Arkansas)	

## PITCHES THROWN

1.	116	Ferguson, Andy	.....8/9/14.....vs. San Antonio
2.	114	Adam, Jason	.....6/17/13.....@ Arkansas
3.	112	Brooks, Aaron	.....8/17/13.....vs. San Antonio
	112	Smith, Will	.....8/30/11.....vs. Arkansas
5.	111	Ferguson, Andy	.....7/14/14.....vs. Tulsa
	111	Ferguson, Andy	.....6/18/14.....vs. Arkansas
7.	110	Brooks, Aaron	.....7/29/13.....@ Arkansas
8.	109	Blewett, Scott	.....8/28/18.....@ Tulsa
9.	107	Adam, Jason	.....6/9/14.....@ Arkansas
10.	106	Garabito, Gerson	.....8/10/19.....vs. Tulsa
	106	Hernandez, Arnaldo	.....5/15/19.....vs. Tulsa
	106	Melville, Tim	.....8/24/14.....@ Arkansas
	106	Ferguson, Andy	.....6/8/14.....@ Arkansas
	106	Adam, Jason	.....7/5/13.....@ Midland
	106	Hardy, Rowdy	.....8/16/09.....vs. Frisco

## BALLS THROWN

1.	52	Lerew, Anthony	.....7/11/09.....vs. San Antonio
	52	Cortes, Dan	.....5/23/09.....@ Arkansas
3.	51	Vines, Jace	.....7/16/18.....@ Springfield
4.	49	Garabito, Gerson	.....6/8/19.....vs. Springfield
	49	Ogando, Emilio	.....5/13/18.....vs. Tulsa
6.	48	Ray, Corey	.....8/10/17.....vs. Midland
	48	Adam, Jason	.....7/5/13.....@ Midland
	48	Arguelles, Noel	.....7/16/12.....vs. Arkansas
	48	Paulino, Eduardo	.....8/24/10.....@ Springfield
10.	47	Griffin, Foster	.....7/8/18.....@ Corpus Christi
	47	Ray, Corey	.....7/5/17.....@ Corpus Christi
	47	Cortes, Dan	.....6/27/09.....vs. Arkansas

## STRIKES THROWN

1.	79	Ferguson, Andy	.....7/14/14.....vs. Tulsa
2.	78	Brooks, Aaron	.....7/29/13.....@ Arkansas
3.	77	Ferguson, Andy	.....8/9/14.....vs. San Antonio
4.	76	Sparkman, Glenn	.....5/8/18.....@ Arkansas
5.	75	Singer, Brady	.....8/31/19.....vs. Frisco
	75	Hernandez, Arnaldo	.....5/15/19.....vs. Tulsa
7.	74	Singer, Brady	.....7/2/19.....vs. Arkansas
	74	Adam, Jason	.....6/9/14.....@ Arkansas
9.	73	Garabito, Gerson	.....9/1/19.....vs. Frisco
	73	Melville, Tim	.....8/8/14.....vs. San Antonio
	73	Brooks, Aaron	.....8/17/13.....vs. San Antonio
	73	Brooks, Aaron	.....6/19/13.....@ Arkansas

## STRIKE % (MIN. 80 PITCHES)

1.	78.05%	.....Osuna, Edgar	.....4/17/11 ..@ Corpus Christi
2.	75.00%	.....Parrish, Drew	.....7/10/21.....@ Wichita
	75.00%	.....Griffin, Foster	.....7/12/17.....vs. Tulsa
	75.00%	.....Binford, Christian	.....5/23/15.....vs. Tulsa
	75.00%	.....Hollingsworth, Ethan	.....7/8/12.....vs. San Antonio
6.	74.75%	.....Singer, Brady	.....7/2/19.....vs. Arkansas
	74.71%	.....Hardy, Rowdy	.....5/24/08.....vs. Frisco
8.	74.70%	.....Skoglund, Eric	.....6/1/16.....vs. San Antonio
9.	74.49%	.....Garabito, Gerson	.....9/1/19.....vs. Frisco
10.	74.47%	.....Melville, Tim	.....4/27/14.....vs. Tulsa

## PITCHES/INNING (MIN. 80 PITCHES)

1.	9.78	.....Ray, Corey	.....6/8/17.....vs. Springfield
2.	10.67	.....Blewett, Scott	.....8/10/18.....vs. Frisco
	10.67	.....Brooks, Aaron	.....7/24/13.....vs. Arkansas
4.	10.75	.....Osuna, Edgar	.....5/24/10.....vs. Arkansas
5.	10.89	.....Pounders, Brooks	.....6/27/13.....vs. Midland
6.	11.00	.....Caramo, Yender	.....8/20/16.....vs. San Antonio
7.	11.13	.....Rosa, Carlos	.....4/25/08.....vs. Arkansas
8.	11.22	.....Ferguson, Andy	.....7/19/14.....@ Springfield
9.	11.25	.....Griffin, Foster	.....8/31/17.....@ Tulsa
	11.25	.....Ferguson, Andy	.....8/20/14.....vs. Springfield

ABOUT THE  
NATURALS

2022 NWA  
NATURALS

2021 SEASON  
IN REVIEW

CLUB  
HISTORY

NATURALS  
RECORDS

LEAGUE  
OPPONENTS

GENERAL  
INFORMATION

# TOP 10 HITTING - MONTH

## GAMES PLAYED

1.	30	Blanco, Dairon.....	August 2019
	30	Rivera, Emmanuel.....	August 2019
	30	Flores, Jeksson.....	June 2018
	30	Lopez, Nicky.....	May 2018
	30	O'Hearn, Ryan.....	July 2016
6.	29	14 Tied (Last: Khalil Lee, August 2019)	

## AT BATS

1.	127	Deweese, Donnie.....	May 2018
2.	120	Lopez, Nicky.....	May 2018
	120	Prades, Yem.....	July 2012
	120	Smith, Corey.....	July 2009
5.	119	Flores, Jeksson.....	July 2018
	119	Escalera, Alfredo.....	August 2016
7.	118	Blanco, Dairon.....	August 2019
	118	Mejia, Erick.....	May 2018
9.	117	Four Tied (Last: Samir Dueñez, July 2017)	

## PLATE APPEARANCES

1.	136	Deweese, Donnie.....	May 2018
2.	134	Lopez, Nicky.....	May 2018
3.	133	Mejia, Erick.....	May 2018
	133	Toups, Corey.....	August 2016
5.	132	Flores, Jeksson.....	July 2018
	132	Robinson, Derrick.....	May 2010
7.	130	Robinson, Clint.....	May 2010
8.	129	Mejia, Erick.....	August 2018
	129	Eibner, Brett.....	July 2013
10.	128	Escalera, Alfredo.....	August 2016
	128	Maddox, Marc.....	July 2008

## RUNS SCORED

1.	28	Melendez, MJ.....	July 2021
2.	27	Blanco, Dairon.....	July 2021
3.	26	Ka'aihue, Kila.....	July 2008
4.	25	Seratelli, Anthony.....	June 2011
	25	Richardson, Juan.....	July 2008
6.	24	Robinson, Clint.....	June 2010
7.	23	Richardson, Juan.....	August 2008
8.	22	Dungan, Clay.....	June 2021
	22	Mejia, Erick.....	May 2018
	22	Robinson, Clint.....	August 2010
	22	Moustakas, Mike.....	May 2010
	22	Strait, Cody.....	May 2009

## HITS

1.	45	Fuenmayor, Balbino.....	May 2015
2.	44	Lopez, Nicky.....	May 2018
3.	43	Giavotella, Johnny.....	August 2010
4.	41	Robinson, Clint.....	August 2010
5.	39	Blanco, Dairon.....	July 2021
	39	Giavotella, Johnny.....	July 2010
7.	38	Hernandez, Elier.....	May 2018
	38	Robinson, Clint.....	June 2010
	38	Richardson, Juan.....	July 2008
	38	Maddox, Marc.....	July 2008

## TOTAL BASES

1.	80	Melendez, MJ.....	July 2021
	80	Fuenmayor, Balbino.....	May 2015
3.	78	Robinson, Clint.....	August 2010
4.	74	Robinson, Clint.....	June 2010
5.	69	Moustakas, Mike.....	May 2010
6.	67	Romak, Jamie.....	July 2011
	67	Hosmer, Eric.....	August 2010
8.	66	Eibner, Brett.....	July 2013
	66	Richardson, Juan.....	July 2008
10.	64	Witt Jr., Bobby.....	June 2021
	64	Giavotella, Johnny.....	August 2010

## DOUBLES

1.	13	Pasquantino, Vinnie.....	August 2021
	13	Robinson, Clint.....	May 2010
	13	Maddox, Marc.....	July 2008
4.	12	Prades, Yem.....	August 2012
5.	11	O'Hearn, Ryan.....	June 2016
	11	Fuenmayor, Balbino.....	May 2015
	11	Whittleman, Johnny.....	April 2012
	11	Richardson, Juan.....	May 2008
	11	Richardson, Juan.....	August 2008
10.	10	Ten Tied (Last: Jeksson Flores, July 2018)	

## TRIPLES

1.	9	Orlando, Paulo.....	August 2011
2.	4	Deweese, Donnie.....	June 2017
	4	Sosa, Ruben.....	May 2017
	4	Eibner, Brett.....	June 2013
	4	Seratelli, Anthony.....	June 2011
	4	Orlando, Paulo.....	May 2010
	4	Robinson, Derrick.....	April 2010
	4	Mertins, Kurt.....	August 2009
9.	3	11 Tied (Last: Dungan & Witt Jr., June 2021)	

## HOME RUNS

1.	12	Melendez, MJ.....	July 2021
2.	10	Romak, Jamie.....	July 2011
3.	9	Pratto, Nick.....	May 2021
	9	Fields, Matt.....	June 2013
	9	Robinson, Clint.....	August 2010
	9	Moustakas, Mike.....	May 2010
7.	8	Liddi, Alex.....	July 2018
	8	Fuenmayor, Balbino.....	May 2015
	8	Eibner, Brett.....	July 2013
	8	Robinson, Clint.....	June 2010
	8	Ka'aihue, Kila.....	July 2008

## RUNS BATTED IN

1.	32	Moustakas, Mike.....	May 2010
2.	31	Ka'aihue, Kila.....	July 2008
3.	29	Melendez, MJ.....	July 2021
	29	Perez, Salvador.....	July 2011
5.	26	Dueñez, Samir.....	August 2018
	26	Smith, Tim.....	June 2011
	26	Robinson, Clint.....	August 2010
8.	25	Fields, Matt.....	June 2013
	25	Moustakas, Mike.....	June 2010
10.	24	Six Times (Last: Freddy Fermin, July 2021)	

## WALKS

1.	25	Ka'aihue, Kila.....	July 2008
2.	24	Ka'aihue, Kila.....	June 2008
3.	22	Whittleman, Johnny.....	April 2012
4.	21	Lucas, Ed.....	July 2009
5.	20	Fields, Matt.....	July 2013
	20	Seratelli, Anthony.....	May 2011
7.	19	Pratto, Nick.....	May 2021
	19	George, Jordan.....	August 2019
	19	O'Hearn, Ryan.....	July 2016
	19	Seratelli, Anthony.....	June 2011

## STRIKEOUTS

1.	43	Featherston, Taylor.....	July 2019
	43	Fields, Matt.....	July 2013
3.	42	Fletcher, Brian.....	August 2012
	42	Fletcher, Brian.....	July 2012
5.	41	Eibner, Brett.....	July 2012
6.	40	Blanco, Dairon.....	August 2019
7.	39	Featherston, Taylor.....	April 2019
8.	38	Cancel, Gabriel.....	August 2019
9.	37	Hicklen, Brewer.....	July 2021
	37	Lee, Khalil.....	August 2019
	37	Liddi, Alex.....	August 2018
	37	Fields, Matt.....	May 2013

# TOP 10 HITTING - MONTH (CONT.)

## HIT BY PITCHES

1.	6	Fletcher, Brian	August 2012
2.	6	Orlando, Paulo	July 2010
3.	5	Lee, Khalil	June 2019
5		Jones, Travis	May 2019
5		Romak, Jamie	June 2011
5		Orlando, Paulo	August 2010
5		McConnell, Chris	July 2010
5		Parraz, Jordan	May 2009
9.	4	13 Tied (Last: Blanco & Dungan, June 2021)	

## STOLEN BASES

1.	18	Heath, Nick	May 2019
2.	16	Hicklen, Brewer	August 2021
	16	Gore, Terrance	July 2016
	16	Dyson, Jarrod	August 2009
5.	15	Robinson, Derrick	June 2011
	15	Robinson, Derrick	April 2010
	15	Suero, Ovandy	April 2008
8.	14	Lee, Khalil	May 2019
	14	Gore, Terrance	May 2015
	14	Robinson, Derrick	July 2011

## CAUGHT STEALING

1.	6	Blanco, Dairon	August 2019
	6	Robinson, Derrick	June 2011
	6	Duarte, Jose	June 2009
4.	5	Robinson, Derrick	May 2010
	5	Dyson, Jarrod	August 2009
	5	Falu, Irving	July 2008
	5	Suero, Ovandy	May 2008
8.	4	18 Tied (Last: Clay Dungan, August 2021)	

## SACRIFICES

1.	6	Gore, Terrance	August 2016
	6	Gore, Terrance	June 2016
	6	Franco, Angel	August 2014
	6	Colón, Christian	August 2011
	6	Colón, Christian	July 2011
6.	5	Flores, Jacksson	July 2018
	5	Mondesi, Adalberto	August 2015
	5	Chapman, Ethan	July 2014
	5	Van Stratten, Nick	June 2012
	5	Dyson, Jarrod	August 2009

## SACRIFICE FLIES

1.	5	Fletcher, Brian	August 2014
2.	4	Dueñez, Samir	April 2019
	4	Calixte, Orlando	July 2014
4.	3	18 Tied (Last: Samir Dueñez, August 2018)	

## DOUBLE PLAYS GROUNDED INTO

1.	8	Giavotella, Johnny	May 2010
2.	7	Hosmer, Eric	August 2010
3.	6	Jones, Travis	June 2019
	6	Hernandez, Elier	June 2018
	6	Dueñez, Samir	August 2017
	6	Ramos, Mauricio	July 2016
	6	Ramos, Mauricio	May 2016
	6	Merrifield, Whit	August 2013
	6	Van Stratten, Nick	August 2010
	6	Parraz, Jordan	June 2009
	6	Lisson, Mario	May 2008

## BATTING AVERAGE (TOP 15)

1.	.410	Robinson, Clint	August 2010
2.	.409	Robinson, Clint	June 2010
3.	.408	Fermin, Freddy	July 2021
4.	.407	Parraz, Jordan	June 2009
5.	.404	Van Stratten, Nick	June 2010
6.	.400	Orlando, Paulo	May 2010
	.400	Ka'aihue, Kila	July 2008
	.400	Ka'aihue, Kila	May 2008
9.	.394	Giavotella, Johnny	August 2010
10.	.393	Martin, Rudy	May 2021
	.393	Moustakas, Mike	May 2010
12.	.391	Fuenmayor, Balbino	May 2015
13.	.389	Lisson, Mario	August 2011
14.	.388	Schwindel, Frank	April 2017
15.	.382	Seratelli, Anthony	June 2010

## ON BASE PERCENTAGE (TOP 15)

1.	.536	Ka'aihue, Kila	July 2008
2.	.521	Ka'aihue, Kila	May 2008
3.	.513	Martin, Rudy	May 2021
4.	.493	Romak, Jamie	July 2010
5.	.486	Coleman, Dusty	April 2015
	.486	Moustakas, Mike	May 2010
7.	.483	Robinson, Clint	August 2010
8.	.481	Fermin, Freddy	July 2021
	.481	Seratelli, Anthony	June 2010
10.	.473	Parraz, Jordan	June 2009
	.464	Dini, Nick	June 2017
12.	.463	Giavotella, Johnny	August 2010
	.463	Parraz, Jordan	May 2009
14.	.462	Seratelli, Anthony	May 2011
15.	.461	Robinson, Clint	June 2010

## SLUGGING PERCENTAGE (TOP 15)

1.	.843	Myers, Wil	May 2012
2.	.796	Robinson, Clint	June 2010
3.	.788	Ka'aihue, Kila	July 2008
4.	.780	Robinson, Clint	August 2010
5.	.775	Moustakas, Mike	May 2010
6.	.761	Fermin, Freddy	July 2021
7.	.741	Melendez, MJ	July 2021
8.	.731	Pratto, Nick	May 2021
9.	.704	Parraz, Jordan	June 2009
10.	.697	Hicklen, Brewer	August 2021
11.	.696	Fuenmayor, Balbino	May 2015
12.	.694	Hosmer, Eric	July 2010
13.	.691	Romak, Jamie	July 2011
14.	.663	Myers, Wil	April 2012
15.	.662	Melendez, MJ	May 2021
	.662	Dozier, Hunter	April 2016

## OPS - ON BASE PLUS SLUGGING (TOP 15)

1.	1.324	Ka'aihue, Kila	July 2008
2.	1.276	Myers, Wil	May 2012
3.	1.263	Robinson, Clint	August 2010
4.	1.262	Moustakas, Mike	May 2010
5.	1.256	Robinson, Clint	June 2010
6.	1.242	Fermin, Freddy	July 2021
7.	1.176	Pratto, Nick	May 2021
	1.176	Parraz, Jordan	June 2009
	1.176	Ka'aihue, Kila	May 2008
10.	1.152	Melendez, MJ	July 2021
11.	1.143	Hicklen, Brewer	August 2021
12.	1.120	Romak, Jamie	July 2010
13.	1.114	Fuenmayor, Balbino	May 2015
14.	1.105	Romak, Jamie	July 2011
15.	1.103	Martin, Rudy	May 2021

\* Averages based on minimum 60 plate appearances/month \*

ABOUT THE  
NATURALS

2022 NWA  
NATURALS

2021 SEASON  
IN REVIEW

CLUB  
HISTORY

NATURALS  
RECORDS

LEAGUE  
OPPONENTS

GENERAL  
INFORMATION

## TOP-10 PITCHING - MONTH

## WINS

1.	5	Teaford, Everett	August 2010
2.	4	Singer, Brady	August 2019
	4	Ogando, Emilio	August 2018
	4	Griffin, Foster	August 2018
	4	Griffin, Foster	August 2017
	4	Griffin, Foster	June 2017
	4	Dziedzic, Jonathan	August 2015
	4	Almonte, Miguel	May 2015
	4	Ferguson, Andy	June 2014
	4	Smith, Will	August 2011
	4	Smith, Will	July 2011
	4	Duffy, Danny	August 2010
	4	Cortes, Dan	August 2008
	4	Hughes, Dusty	May 2008
	4	Johnson, Blake	May 2008

## LOSSES

1.	5	Ray, Corey	July 2017
	5	Kalish, Jake	July 2017
	5	Goudeau, Ashton	July 2016
	5	Adam, Jason	May 2013
5.	4	12 Tied (Last: Gerson Garabito, August 2019)	

## SAVES

1.	8	Triggs, Andrew	June 2014
2.	7	Jackson, Zach	June 2013
3.	6	McCarthy, Kevin	May 2016
	6	Triggs, Andrew	July 2014
	6	Jackson, Zach	August 2013
6.	5	13 Tied (Last: Josh Dye, June 2021)	

## APPEARANCES

1.	12	Jackson, Zach	July 2013
2.	11	Terrero, Franco	May 2019
	11	Newberry, Jake	July 2017
	11	Alexander, Scott	June 2014
	11	Triggs, Andrew	April 2014
	11	Keck, Jon	August 2013
	11	Keck, Jon	July 2012
	11	Hayes, Chris	July 2008
	11	De La Vara, Gilbert	May 2008
10.	10	40 Tied (Last: Dye & Snider, June 2021)	

## GAMES STARTED

1.	7	Staumont, Josh	August 2016
	7	Goudeau, Ashton	July 2016
3.	6	71 Tied (Last: Kowar & Singer, August 2019)	

## COMPLETE GAMES

1.	1	25 Tied (Last: Three in August 2021)	
----	---	--------------------------------------	--

## COMPLETE GAME SHUTOUTS

1.	1	11 Tied (Last: Heasley & Parrish, August 2021)	
----	---	--	--

## GAMES FINISHED

1.	12	Jackson, Zach	July 2013
2.	11	Newberry, Jake	July 2017
	11	Triggs, Andrew	June 2014
4.	10	Keating, Patrick	May 2011
	10	Hayes, Chris	May 2008
6.	9	Newberry, Jake	May 2018
	9	Newberry, Jake	May 2017
	9	Jackson, Zach	August 2013
	9	Jackson, Zach	June 2013
	9	Hayes, Chris	August 2008

## HOLDS

1.	5	Hamulack, Tim	August 2008
2.	4	Snider, Collin	June 2021
	4	Ogando, Emilio	July 2019
	4	Speier, Gabe	July 2018
	4	Alexander, Scott	July 2013
	4	Lafferty, Brendan	May 2012
7.	3	20 Tied (Last: Carlos Sanabria, May 2021)	

## EARNED RUN AVERAGE (ERA)

1.	0.00	Nina, Aroni (15.2 IP)	August 2016
	0.00	Hardy, Blaine (15.0 IP)	April 2010
	0.00	Johnson, Blake (16.2 IP)	April 2011
	0.00	Hayes, Chris (21.0 IP)	May 2009
5.	0.45	Ferguson, Andy (20.0 IP)	April 2015
6.	0.52	Caramo, Yender (17.1 IP)	June 2016
7.	0.53	Terrero, Franco (17.0 IP)	May 2018
8.	0.54	Hayes, Chris (16.2 IP)	July 2008
9.	0.56	Baez, Angel (16.0 IP)	May 2014
10.	0.78	Osuna, Edgar (23.0 IP)	April 2010

## WALKS &amp; HITS PER INNINGS PITCHED (WHIP)

1.	0.54	Vines, Jace (31.1 IP)	May 2019
2.	0.56	Hayes, Chris (18.0 IP)	June 2008
3.	0.60	Hardy, Blaine (15.0 IP)	April 2010
4.	0.68	McCarthy, Kevin (16.1 IP)	May 2016
5.	0.71	Junis, Jakob (38.0 IP)	May 2016
6.	0.76	Caramo, Yender (17.1 IP)	June 2016
	0.76	Rosa, Carlos (34.0 IP)	April 2008
8.	0.77	Ogando, Emilio (18.2 IP)	May 2019
9.	0.80	Coleman, Luis (20.0 IP)	June 2010
10.	0.81	Baez, Angel (16.0 IP)	May 2014
	0.81	Hayes, Chris (21.0 IP)	May 2009

## OPPONENTS' BATTING AVERAGE

1.	.140	Volz, Kendal (15.0 IP)	April 2012
	.140	Hardy, Blaine (15.0 IP)	April 2010
3.	.150	Ogando, Emilio (33.1 IP)	August 2018
4.	.152	Ferguson, Andy (20.0 IP)	April 2015
5.	.153	Hayes, Chris (18.0 IP)	June 2008
6.	.156	Junis, Jakob (38.0 IP)	May 2016
7.	.159	Coleman, Luis (20.0 IP)	June 2010
8.	.161	Marte, Yuniior (15.2 IP)	August 2017
	.161	McCarthy, Kevin (16.1 IP)	May 2016
10.	.163	Parrish, Drew (24.0 IP)	August 2021
	.163	De La Vara, Gilbert (15.0 IP)	August 2008

## STRIKEOUTS PER 9 INNINGS (K/9)

1.	14.80	Nicoll, Chris (15.2 IP)	April 2008
2.	14.57	Marsh, Alec (21.0 IP)	May 2021
3.	13.74	Heasley, Jonathan (19.0 IP)	July 2021
4.	13.24	Bowlan, Jonathan (17.0 IP)	May 2021
5.	13.13	Strahm, Matt (19.2 IP)	July 2016
6.	12.95	Staumont, Josh (29.2 IP)	August 2016
7.	12.94	Plummer, Jarod (16.0 IP)	July 2008
8.	12.86	Ventura, Yordano (23.1 IP)	April 2013
9.	12.27	Parrish, Drew (24.2 IP)	July 2021
10.	12.19	Blewett, Scott (25.1 IP)	August 2019

\* Single month ratios based on minimum 15.0 innings \*



# TOP-10 PITCHING - MONTH (CONT.)

## INNINGS PITCHED

1.	42.1	Smith, Will.....	August 2011
2.	40.0	Brooks, Aaron.....	July 2013
3.	39.1	Ferguson, Andy.....	July 2014
	39.1	Mariot, Michael.....	July 2012
5.	38.1	Kniginzky, Matt.....	July 2009
6.	38.0	Junis, Jakob.....	May 2016
7.	37.1	Smith, Will.....	July 2011
8.	37.0	Skoglund, Eric.....	August 2016
	37.0	Lerew, Anthony.....	August 2009
10.	36.2	Singer, Brady.....	August 2019
	36.2	Hardy, Rowdy.....	May 2008

## HITS ALLOWED

1.	56	Griffin, Foster.....	May 2018
2.	52	Pimentel, Julio Casear.....	July 2008
3.	47	Lerew, Anthony.....	May 2009
4.	45	Hardy, Rowdy.....	April 2008
5.	44	Brooks, Aaron.....	July 2013
6.	43	Blewett, Scott.....	May 2018
	43	Melville, Tim.....	July 2014
	43	Marimon, Sugar Ray.....	May 2013
9.	42	Ray, Corey.....	July 2017
	42	Crow, Aaron.....	May 2010
	42	Hardy, Rowdy.....	May 2008

## RUNS ALLOWED

1.	32	Greene, Connor.....	May 2019
	32	Griffin, Foster.....	May 2018
3.	30	Pimentel, Julio Casear.....	May 2008
4.	29	Adam, Jason.....	April 2013
5.	27	Ray, Corey.....	July 2017
6.	26	Ray, Corey.....	August 2017
	26	Adam, Jason.....	July 2013
	26	Arguelles, Noel.....	May 2012
9.	25	Goudeau, Ashton.....	July 2016
	25	Adam, Jason.....	May 2013
	25	Crow, Aaron.....	May 2012

## EARNED RUNS ALLOWED

1.	30	Griffin, Foster.....	May 2018
2.	29	Adam, Jason.....	April 2013
3.	28	Pimentel, Julio Casear.....	May 2008
4.	27	Greene, Connor.....	May 2019
5.	25	Ray, Corey.....	August 2017
	25	Goudeau, Ashton.....	July 2016
7.	23	Griffin, Foster.....	June 2018
	23	Ray, Corey.....	July 2017
	23	Pounders, Brooks.....	July 2013
	23	Crow, Aaron.....	May 2010
	23	Pimentel, Julio Casear.....	July 2008

## HOME RUNS ALLOWED

1.	10	Marimon, Sugar Ray.....	May 2013
2.	8	Ogando, Emilio.....	July 2018
	8	Brooks, Aaron.....	July 2013
	8	Odorizzi, Jake.....	August 2011
5.	7	Heasley, Jonathan.....	July 2021
	7	Griffin, Foster.....	June 2018
	7	Ogando, Emilio.....	May 2018
	7	Skoglund, Eric.....	August 2017
	7	Ray, Corey.....	July 2017
	7	Sulbaran, JC.....	April 2013

## HIT BATTERS

1.	7	Hardy, Rowdy.....	May 2008
2.	6	Cloney, J.C.....	June 2019
	6	Hardy, Rowdy.....	August 2009
4.	5	Garabito, Gerson.....	July 2019
	5	Gómez, Ofreidy.....	June 2019
	5	Blewett, Scott.....	July 2018
	5	Pounders, Brooks.....	July 2013
	5	Adam, Jason.....	June 2013
	5	Kniginzky, Matt.....	July 2009
10.	4	10 Tied (Last: Andres Núñez, June 2021)	

## STRIKEOUTS

1.	43	Teaford, Everett.....	August 2010
2.	42	Staumont, Josh.....	August 2016
3.	40	Singer, Brady.....	August 2019
4.	37	Junis, Jakob.....	May 2016
	37	Sulbaran, JC.....	July 2014
	37	Smith, Will.....	August 2011
	37	Cortes, Dan.....	June 2008
8.	36	Adam, Jason.....	June 2014
	36	Duffy, Danny.....	August 2010
10.	35	Griffin, Foster.....	July 2018
	35	Ventura, Yordano.....	May 2013

## WALKS

1.	25	Staumont, Josh.....	August 2016
2.	23	Cortes, Dan.....	May 2009
3.	21	Arguelles, Noel.....	May 2013
	21	Dwyer, Chris.....	July 2011
	21	Paulino, Eduardo.....	July 2010
6.	19	Woods Jr., Stephen.....	June 2021
	19	Arguelles, Noel.....	April 2014
8.	18	Ogando, Emilio.....	July 2018
	18	Ogando, Emilio.....	May 2018
	18	Selman, Sam.....	May 2014
	18	Sulbaran, JC.....	August 2012
	18	Dwyer, Chris.....	May 2011

## WILD PITCHES

1.	10	Greene, Connor.....	May 2019
2.	8	Ray, Corey.....	August 2017
3.	7	Montgomery, Mike.....	August 2010
4.	6	Zerpa, Angel.....	July 2021
	6	Dwyer, Chris.....	May 2011
	6	Osuna, Edgar.....	June 2011
	6	Cortes, Dan.....	July 2009
	6	Pimentel, Julio Casear.....	August 2008
9.	5	11 Tied (Last: Yefri Del Rosario, July 2021)	

## GROUND BALL DOUBLE PLAYS INDUCED

1.	9	Santiago, Mario.....	May 2010
2.	8	Sotillet, Andrés.....	April 2019
3.	7	Farrell, Luke.....	August 2015
	7	Mariot, Michael.....	July 2012
	7	Crow, Aaron.....	April 2010
6.	6	14 Tied (Last: Scott Blewett, August 2018)	

## TOTAL BATTERS FACED

1.	165	Brooks, Aaron.....	July 2013
2.	164	Smith, Will.....	August 2011
3.	162	Crow, Aaron.....	May 2010
4.	161	Kniginzky, Matt.....	July 2009
	161	Pimentel, Julio Casear.....	July 2008
6.	160	Ferguson, Andy.....	July 2014
7.	158	Griffin, Foster.....	May 2018
8.	157	Blewett, Scott.....	May 2018
9.	154	Smith, Will.....	June 2011
	154	Teaford, Everett.....	July 2009
	154	Hardy, Rowdy.....	May 2008

ABOUT THE  
NATURALS

2022 NWA  
NATURALS

2021 SEASON  
IN REVIEW

CLUB  
HISTORY

NATURALS  
RECORDS

LEAGUE  
OPPONENTS

GENERAL  
INFORMATION

# TOP 10 HITTING - SEASON

## GAMES PLAYED

1.	140*	Smith, Corey	2009
2.	136*	Mejia, Erick	2018
3.	134*	Giavotella, Johnny	2010
4.	133	Duarte, Jose	2008
	133	Richardson, Juan	2008
6.	132	Dueñez, Samir	2017
	132	Bonifacio, Jorge	2014
8.	131*	Rivera, Emmanuel	2019
	131	Fields, Matt	2013
10.	130	Lisson, Mario	2008

## AT BATS

1.	550*	Smith, Corey	2009
2.	540*	Mejia, Erick	2018
3.	528	Duarte, Jose	2008
4.	523	Dueñez, Samir	2017
5.	522	Giavotella, Johnny	2010
6.	511	Robinson, Derrick	2010
7.	505	Bonifacio, Jorge	2014
8.	496	Rivera, Emmanuel	2019
9.	495	Prades, Yem	2012
	495	Mertins, Kurt	2009

## PLATE APPEARANCES

1.	602*	Mejia, Erick	2018
2.	597*	Giavotella, Johnny	2010
	597*	Smith, Corey	2009
4.	585	Duarte, Jose	2008
5.	570	Robinson, Derrick	2010
6.	568	Colón, Christian	2011
7.	566	Dueñez, Samir	2017
	566	Bonifacio, Jorge	2014
9.	559	Richardson, Juan	2008
10.	552	Mertins, Kurt	2009

## RUNS SCORED

1.	92*	Giavotella, Johnny	2010
2.	91	Serattelli, Anthony	2011
3.	90	Robinson, Clint	2010
	90	Richardson, Juan	2008
5.	84	Orlando, Paulo	2010
6.	79	Mejia, Erick	2018
7.	74	Dungan, Clay	2021
	74	Lee, Khalil	2019
	74	Flores, Jecksson	2018
	74	Eibner, Brett	2013
	74	Robinson, Derrick	2010

## HITS

1.	168*	Giavotella, Johnny	2010
2.	160	Robinson, Clint	2010
3.	146	Robinson, Derrick	2010
4.	146	Richardson, Juan	2008
5.	144	Flores, Jecksson	2018
	142	Mejia, Erick	2018
7.	139	Ramos, Mauricio	2016
8.	138	Liddi, Alex	2015
9.	137	Smith, Corey	2009
10.	136	Mertins, Kurt	2009

## TOTAL BASES

1.	298*	Robinson, Clint	2010
2.	240	Giavotella, Johnny	2010
3.	234	Richardson, Juan	2008
4.	231	Smith, Corey	2009
5.	228	Liddi, Alex	2015
6.	213	Fields, Matt	2013
7.	210	Dueñez, Samir	2017
8.	202	Flores, Jecksson	2018
	202	Romak, Jamie	2011
10.	201	Bonifacio, Jorge	2015

## DOUBLES

1.	41*	Robinson, Clint	2010
2.	39*	Liddi, Alex	2015
3.	36	Richardson, Juan	2008
4.	35	Giavotella, Johnny	2010
5.	31	Flores, Jecksson	2018
6.	30	Cancel, Gabriel	2019
	30	Bonifacio, Jorge	2015
	30	Prades, Yem	2012
	30	Maddox, Marc	2008
10.	29	Smith, Corey	2009

## TRIPLES

1.	10	Orlando, Paulo	2011
2.	9	Eibner, Brett	2013
3.	8	Robinson, Derrick	2010
	8	Mertins, Kurt	2009
5.	7	Heath, Nick	2019
	7	Mejia, Erick	2018
7.	6	Deweese, Donnie	2017
	6	Liddi, Alex	2015
	6	Serattelli, Anthony	2011
	6	Orlando, Paulo	2010

## HOME RUNS

1.	31*	Fields, Matt	2013
2.	29*	Robinson, Clint	2010
3.	28	Melendez, MJ	2021
4.	26*	Ka'aihue, Kila	2008
5.	23	Liddi, Alex	2018
	23	Romak, Jamie	2011
7.	21	Moustakas, Mike	2010
	21	Smith, Corey	2009
9.	19	Schwindel, Frank	2016
	19	Eibner, Brett	2013

## RUNS BATTED IN

1.	98*	Robinson, Clint	2010
2.	90	Smith, Corey	2009
3.	87	Fields, Matt	2013
4.	82	Richardson, Juan	2008
5.	79	Ka'aihue, Kila	2008
6.	76	Moustakas, Mike	2010
7.	75	Dueñez, Samir	2017
8.	72	Liddi, Alex	2018
9.	71	Romak, Jamie	2011
10.	69	Cancel, Gabriel	2019

## WALKS

1.	80	Ka'aihue, Kila	2008
2.	75	Serattelli, Anthony	2011
3.	67	Whittleman, John	2012
4.	65*	Lee, Khalil	2019
5.	61	Giavotella, Johnny	2010
6.	60	Fields, Matt	2013
7.	58	Robinson, Clint	2010
8.	55	Romak, Jamie	2011
9.	54	Richardson, Juan	2008
10.	53	Eibner, Brett	2013
	53	Lucas, Ed	2009

## STRIKEOUTS

1.	181	Fields, Matt	2013
2.	154	Lee, Khalil	2019
3.	151	Dozier, Hunter	2015
4.	150	Featherston, Taylor	2019
5.	149	Eibner, Brett	2013
6.	144	Cancel, Gabriel	2019
7.	132	Hicklen, Brewer	2021
	132	Smith, Corey	2009
9.	131	O'Hearn, Ryan	2016
	131	Calixte, Orlando	2013

# TOP 10 HITTING - SEASON (CONT.)

## HIT BY PITCHES

1.	18	Orlando, Paulo	2013
2.	11	Escalera, Alfredo	2010
	11	Parraz, Jordan	2008
4.	10	Cancel, Gabriel	2018
	10	Ramos, Mauricio	2011
	10	Toups, Corey	2010
	10	Maddox, Marc	2009
8.	9	Eight Tied (Last: Taylor Featherston, 2019)	

## STOLEN BASES

1.	55*	Robinson, Derrick	2011
2.	53*	Lee, Khalil	2019
3.	50	Heath, Nick	2019
	50*	Robinson, Derrick	2010
5.	44*	Gore, Terrance	2016
6.	40*	Hicklen, Brewer	2021
7.	42	Suero, Ovandy	2008
8.	39	Gore, Terrance	2015
9.	38	Adams, Lane	2014
10.	37	Dyson, Jarrod	2009

## CAUGHT STEALING

1.	17*	Mejia, Erick	2018
	17*	Robinson, Derrick	2010
3.	16	Suero, Ovandy	2008
4.	15*	Robinson, Derrick	2011
5.	12	Lee, Khalil	2019
	12	Maddox, Marc	2008
7.	11	Dungan, Clay	2021
	11	Calixte, Orlando	2013
9.	10	Burt, D.J.	2019
	10	Orlando, Paulo	2010
	10	Duarte, Jose	2009
	10	Mertins, Kurt	2009

## SACRIFICES

1.	21*	Colón, Christian	2011
2.	19*	Gore, Terrance	2016
3.	15	Robinson, Derrick	2011
4.	14*	Mejia, Erick	2018
	14	Chapman, Ethan	2014
	14	Franco, Angel	2014
7.	12*	Mondesi, Adalberto	2015
8.	11*	Castellano, Angelo	2019
9.	10	Flores, Jecsson	2018
	10	McConnell, Chris	2010

## SACRIFICE FLIES

1.	7	Schwindel, Frank	2016
	7	Navarro, Rey	2013
3.	6	Rivera, Emmanuel	2019
	6	Bonifacio, Jorge	2014
	6	Navarro, Rey	2012
	6	Moustakas, Mike	2010
	6	Piña, Manny	2010
	6	Lisson, Mario	2008
9.	5	17 Tied (Last: MJ Melendez, 2021)	

## DOUBLE PLAYS GROUNDED INTO

1.	20*	Ramos, Mauricio	2016
2.	18	Dueñez, Samir	2017
3.	17	Colón, Christian	2011
	17	Giavotella, Johnny	2010
	17	Lisson, Mario	2008
	17	Richardson, Juan	2008
7.	16	Myers, Wil	2011
8.	15	Calixte, Orlando	2013
9.	14	Five Tied (Last: Emmanuel Rivera, 2019)	

## BATTING AVERAGE (TOP 15)

1.	.335*	Robinson, Clint	2010
2.	.322	Giavotella, Johnny	2010
3.	.314	Flores, Jecsson	2018
4.	.314	Ka'aihue, Kila	2008
5.	.305*	Orlando, Paulo	2010
6.	.301	Falu, Irving	2008
7.	.298	Adams, Lane	2015
8.	.296	Richardson, Juan	2008
9.	.290	Lucas, Ed	2009
10.	.289	Blanco, Dairon	2021
11.	.288	Dungan, Clay	2021
	.288	Ramos, Mauricio	2016
13.	.287	Hernandez, Elier	2018
	.287	Liddi, Alex	2015
15.	.286	Robinson, Derrick	2010

## ON BASE PERCENTAGE (TOP 15)

1.	.463*	Ka'aihue, Kila	2008
2.	.410	Robinson, Clint	2010
3.	.395	Giavotella, Johnny	2010
4.	.392	Seratelli, Anthony	2011
5.	.388	Lucas, Ed	2009
6.	.372	Melendez, MJ	2021
7.	.370	Richardson, Juan	2008
8.	.367	Falu, Irving	2008
9.	.366	Orlando, Paulo	2010
10.	.363	Lee, Khalil	2019
	.363	Flores, Jecsson	2018
	.363	Maddox, Marc	2008
13.	.361	Toups, Corey	2016
14.	.360	Blanco, Dairon	2021
	.360	Adams, Lane	2015

## SLUGGING PERCENTAGE (TOP 15)

1.	.628*	Melendez, MJ	2021
2.	.625*	Robinson, Clint	2010
3.	.624*	Ka'aihue, Kila	2008
4.	.483	Liddi, Alex	2018
5.	.480	Orlando, Paulo	2010
6.	.474	Liddi, Alex	2015
	.474	Richardson, Juan	2008
8.	.469	Fields, Matt	2013
9.	.466	Adams, Lane	2015
10.	.462	Toups, Corey	2016
11.	.460	Romak, Jamie	2011
	.460	Giavotella, Johnny	2010
13.	.454	Blanco, Dairon	2021
	.454	McFall, Brian	2008
15.	.451	Eibner, Brett	2013

## OPS - ON BASE PLUS SLUGGING (TOP 15)

1.	1.086	Ka'aihue, Kila	2008
2.	1.035*	Robinson, Clint	2010
3.	.999*	Melendez, MJ	2021
4.	.855	Giavotella, Johnny	2010
5.	.846	Orlando, Paulo	2010
6.	.844	Richardson, Juan	2008
7.	.836	Lucas, Ed	2009
8.	.826	Adams, Lane	2015
9.	.822	Toups, Corey	2016
10.	.814	Blanco, Dairon	2021
11.	.804	Flores, Jecsson	2018
12.	.803	Romak, Jamie	2011
13.	.798	Liddi, Alex	2015
14.	.794	Fields, Matt	2013
15.	.792	Whittleman, John	2012

\*Led League

Current Naturals in BOLD

Single Season averages based on minimum  
2.7 plate appearances/game

ABOUT THE  
NATURALS

2022 NWA  
NATURALS

2021 SEASON  
IN REVIEW

CLUB  
HISTORY

NATURALS  
RECORDS

LEAGUE  
OPPONENTS

GENERAL  
INFORMATION

## TOP-10 PITCHING - SEASON

## WINS

1.	14*	Teaford, Everett	2010
2.	13*	Smith, Will	2011
3.	11	Ogando, Emilio	2018
	11	Griffin, Foster	2017
	11	Ferguson, Andy	2014
6.	10	Griffin, Foster	2018
	10	Ogando, Emilio	2017
	10	Dziedzic, Jonathan	2015
	10	Lerew, Anthony	2009
	10	Cortes, Dan	2008
	10	Johnson, Blake	2008

## LOSSES

1.	14*	Marimon, Sugar Ray	2013
	14*	Arguelles, Noel	2012
3.	13	Goudeau, Ashton	2016
	13	Pimentel, Julio	2008
5.	12*	Garabito, Gerson	2019
	12*	Griffin, Foster	2018
	12	Ray, Corey	2017
8.	11	Melville, Tim	2014
	11	Adam, Jason	2013
	11	Hardy, Rowdy	2008

## APPEARANCES

1.	45	Keck, Jon	2013
2.	44*	Terrero, Franco	2018
3.	43	Terrero, Franco	2019
	43	Marte, Yuniór	2018
	43	Culver, Malcom	2015
	43	Nina, Aroni	2015
	43	Triggs, Andrew	2014
	43	Lafferty, Brendan	2012
9.	42	Stout, Eric	2016
	42	Stumpf, Daniel	2015
	42	Arguelles, Noel	2014
	42	Crist, Kyle	2008

## GAMES STARTED

1.	29*	Ray, Corey	2017
2.	28	Pimentel, Julio	2008
3.	27	Skoglund, Eric	2016
	27	Dwyer, Chris	2011
	27	Smith, Will	2011
	27	Lerew, Anthony	2009
	27	Hardy, Rowdy	2008
8.	26	Garabito, Gerson	2019
	26*	Griffin, Foster	2018
	26*	Ogando, Emilio	2018
	26	Melville, Tim	2014
	26	Adam, Jason	2013
	26	Marimon, Sugar Ray	2013

## COMPLETE GAMES

1.	2	Wood, Blake	2014
	2	Smith, Will	2013
	2	Dwyer, Chris	2011
	2	Marimon, Sugar Ray	2011
	2	Ferguson, Andy	2008
6.	1	15 Tied (Last: Cox, Heasley & Parrish- 2021)	

## COMPLETE GAME SHUTOUTS

1	2†	Wood, Blake	2008
2	1+	Heasley, Jonathan	2021
	1+	Parrish, Drew	2021
	1	Ray, Corey	2017
	1	Ferguson, Andy	2014
	1	Brooks, Aaron	2013
	1	Pounders, Brooks	2013
	1+	Smith, Will	2011
	1+	Duffy, Danny	2010
	1	Lerew, Anthony	2009

## GAMES FINISHED

1.	32	Newberry, Jake	2017
	32	Triggs, Andrew	2014
	32	Hayes, Chris	2008
4.	31	Jackson, Zach	2013
5.	28	Terrero, Franco	2019
	28	Nina, Aroni	2015
7.	25	Peterson, Matt	2016
	25	Sisk, Brandon	2010
9.	24	Dye, Josh	2021
	24	Newberry, Jake	2018
	24	Crist, Kyle	2008

## HOLDS

1.	9	Ogando, Emilio	2019
2.	8	Alexander, Scott	2013
3.	7	Gavin, Grant	2019
	7	Sotillet, Andres	2019
	7	Speier, Gabe	2018
	7	Alexander, Scott	2014
7.	6	Six Tied (Last: Tim Hill, 2016)	

## SAVES

1.	19	Triggs, Andrew	2014
2.	18	Jackson, Zach	2013
3.	15	Newberry, Jake	2017
4.	12	Newberry, Jake	2018
	12	Hayes, Chris	2008
6.	11	McCarthy, Kevin	2016
7.	10	Zuber, Tyler	2019
	10	Keating, Patrick	2010
9.	9	Five Tied (Last: Josh Dye, 2021)	

## EARNED RUN AVERAGE (ERA)

1.	2.45*	Cáramo, Yender	2016
2.	2.93	Ferguson, Andy	2014
3.	3.12	Dziedzic, Jonathan	2015
4.	3.25	Junis, Jakob	2016
	3.25	Sulbaran, Juan Carlos	2014
6.	3.33	Heasley, Jonathan	2021
7.	3.40	Mariot, Michael	2012
8.	3.45	Ogando, Emilio	2017
	3.45	Skoglund, Eric	2016
10.	3.77	Garabito, Gerson	2019

## WALKS+HITS PER INNINGS PITCHED (WHIP)

1.	1.09	Cáramo, Yender	2016
2.	1.11	Skoglund, Eric	2016
3.	1.15	Junis, Jakob	2016
4.	1.16	Ferguson, Andy	2014
5.	1.12	Heasley, Jonathan	2021
6.	1.25	Ogando, Emilio	2017
	1.25	Dziedzic, Jonathan	2015
	1.25	Mariot, Michael	2012
9.	1.28	Pounders, Brooks	2013
10.	1.34	Smith, Will	2011

## OPPONENTS' BATTING AVERAGE (BAA)

1.	.230	Skoglund, Eric	2016
2.	.233	Cáramo, Yender	2016
3.	.237	Ferguson, Andy	2014
4.	.238	Dwyer, Chris	2011
5.	.241	Cortes, Dan	2008
6.	.244	Heasley, Jonathan	2021
7.	.246	Junis, Jakob	2016
8.	.247	Pounders, Brooks	2013
9.	.251	Gómez, Ofreidy	2019
10.	.255	Ogando, Emilio	2017

\* Led League

† Denotes One 9-inning shutout, one 7-inning shutout

+ Denotes 7-inning shutout

Single Season ratios based on minimum 0.8 IP/Game

# TOP-10 PITCHING - SEASON (CONT.)

## INNINGS PITCHED

1.	161.1*	Smith, Will.....	2011
2.	157.1	Pimentel, Julio .....	2008
3.	156.1*	Skoglund, Eric .....	2016
4.	155.2	Hardy, Rowdy .....	2008
5.	152.2	Griffin, Foster .....	2018
6.	152.0	Lerew, Anthony .....	2009
7.	148.1	Blewett, Scott .....	2013
9.	147.2	Marimon, Sugar Ray .....	2014
10.	144.0	Ferguson, Andy .....	2013
		Adam, Jason .....	2008

## HITS ALLOWED

1.	197*	Griffin, Foster .....	2018
2.	195	Hardy, Rowdy .....	2008
3.	193	Pimentel, Julio .....	2008
4.	171	Smith, Will.....	2011
5.	170	Ray, Corey .....	2017
6.	168	Johnson, Blake .....	2008
7.	164	Blewett, Scott .....	2018
	164	Lerew, Anthony .....	2009
9.	159	Marimon, Sugar Ray .....	2013
10.	157	Kniginzky, Matthew .....	2009

## RUNS ALLOWED

1.	103	Pimentel, Julio .....	2008
2.	98	Kniginzky, Matthew .....	2009
	98*	Adam, Jason .....	2013
4.	97	Hardy, Rowdy .....	2008
	97*	Ray, Corey .....	2017
6.	95*	Arguelles, Noel .....	2012
7.	94	Griffin, Foster .....	2018
8.	93	Dwyer, Chris .....	2011
9.	92	Melville, Tim .....	2014
10.	86	Crow, Aaron .....	2010
	86	Marimon, Sugar Ray .....	2013

## EARNED RUNS ALLOWED

1.	94	Pimentel, Julio .....	2008
2.	88	Dwyer, Chris .....	2011
3.	87	Griffin, Foster .....	2018
4.	86*	Ray, Corey .....	2017
	86	Hardy, Rowdy .....	2008
6.	85*	Arguelles, Noel .....	2012
7.	83	Adam, Jason .....	2013
8.	82	Kniginzky, Matthew .....	2009
9.	79	Melville, Tim .....	2014
10.	79	Blewett, Scott .....	2018

## HOME RUNS ALLOWED

1.	26*	Marimon, Sugar Ray .....	2013
2.	22	Ogando, Emilio .....	2018
3.	21	Kniginzky, Matthew .....	2009
4.	20	Griffin, Foster .....	2018
	20	Ray, Corey .....	2017
	20	Johnson, Blake .....	2008
7.	19*	Skoglund, Eric .....	2016
8.	18	Heasley, Jonathan .....	2021
9.	17	Pimentel, Julio .....	2008
	17	Sulbaran, Juan Carlos .....	2015

## HIT BATTERS

1.	20*	Hardy, Rowdy .....	2008
2.	15	Adam, Jason .....	2013
3.	14	Gómez, Ofreidy .....	2019
4.	12	Blewett, Scott .....	2018
5.	11	Pounders, Brooks .....	2013
	11	Johnson, Blake .....	2008
7.	10	Garabito, Gerson .....	2019
	10	Kniginzky, Matthew .....	2009
9.	9	Greene, Conner .....	2019
	9	Hardy, Rowdy .....	2009

## STRIKEOUTS

1.	134*	Skoglund, Eric .....	2016
2.	126	Adam, Jason .....	2013
	126	Dwyer, Chris .....	2011
4.	120	Heasley, Jonathan .....	2021
5.	119	Marimon, Sugar Ray .....	2013
6.	118	Ferguson, Andy .....	2014
7.	117	Griffin, Foster .....	2018
	117	Junis, Jakob .....	2016
9.	116	Sulbaran, Juan Carlos .....	2014
10.	115	Pimentel, Julio .....	2008

## WALKS

1.	78	Dwyer, Chris .....	2011
2.	72*	Ogando, Emilio .....	2018
3.	68	Melville, Tim .....	2014
4.	66	Arguelles, Noel .....	2012
5.	63	Paulino, Eduardo .....	2010
6.	60	Garabito, Gerson .....	2019
7.	59	Ray, Corey .....	2017
	59	Crow, Aaron .....	2010
9.	57	Kniginzky, Matthew .....	2009
10.	55	Lerew, Anthony .....	2009
	55	Cortes, Dan .....	2008

## WILD PITCHES

1.	17*	Greene, Conner .....	2019
2.	16	Dwyer, Chris .....	2011
	16*	Pimentel, Julio .....	2008
4.	15	Ray, Corey .....	2017
5.	11	Kniginzky, Matthew .....	2009
	11	Wood, Blake .....	2008
7.	10	Fernandez, Pedro .....	2018
	10	Blewett, Scott .....	2018
	10	Lovvorn, Zach .....	2017
	10	Hollingsworth, Ethan .....	2012

## GROUND BALL DOUBLE PLAYS INDUCED

1.	22	Kniginzky, Matthew .....	2009
2.	19	Smith, Will .....	2011
3.	16	Johnson, Blake .....	2010
	16	Hardy, Rowdy .....	2008
5.	15*	Griffin, Foster .....	2018
	15	Johnson, Blake .....	2008
	15	Pimentel, Julio .....	2008
8.	14	Griffin, Foster .....	2017
	14	Arguelles, Noel .....	2012
	14	Crow, Aaron .....	2010
	14	Hardy, Rowdy .....	2010

## TOTAL BATTERS FACED

1.	696	Pimentel, Julio .....	2008
2.	694	Hardy, Rowdy .....	2008
3.	678	Smith, Will .....	2011
4.	673	Griffin, Foster .....	2018
5.	667	Lerew, Anthony .....	2009
6.	650	Blewett, Scott .....	2018
7.	644	Marimon, Sugar Ray .....	2013
8.	642	Ray, Corey .....	2017
9.	637	Adam, Jason .....	2013
10.	636	Skoglund, Eric .....	2016

## STRIKEOUTS PER WALK

1.	2016	Junis, Jakob .....	4.33
2.	2021	Heasley, Jonathan .....	3.53
3.	2016	Skoglund, Eric .....	3.53
4.	2018	Griffin, Foster .....	2.93
5.	2016	Cáramo, Yender .....	2.91
6.	2014	Ferguson, Andy .....	2.88
7.	2008	Hardy, Rowdy .....	2.81
8.	2017	Lovvorn, Zach .....	2.74
9.	2012	Marlot, Michael .....	2.70
10.	2015	Dziedzic, Jonathan .....	2.66

ABOUT THE  
NATURALS

2022 NWA  
NATURALS

2021 SEASON  
IN REVIEW

CLUB  
HISTORY

NATURALS  
RECORDS

LEAGUE  
OPPONENTS

GENERAL  
INFORMATION



# TOP 10 HITTING - CAREER

## GAMES PLAYED

1.	371	Lisson, Mario	.....2008-09, 2011-12
2.	294	Orlando, Paulo	.....2010-12, 2017
3.	283	Navarro, Rey	.....2011-13
4.	282	Bonifacio, Jorge	.....2013-15
5.	264	Miller, Anderson	.....2017-19
6.	257	Calixte, Orlando	.....2013-14, 2016
7.	254	Dueñez, Samir	.....2016-19
8.	246	Adams, Lane	.....2013-15
9.	235	Liddi, Alex	.....2015, 2018
10.	234	Robinson, Derrick	.....2010-11

## AT BATS

1.	1,271	Lisson, Mario	.....2008-09, 2011-12
2.	1,081	Bonifacio, Jorge	.....2013-15
3.	1,047	Orlando, Paulo	.....2010-12, 2017
4.	1,034	Navarro, Rey	.....2011-13
5.	997	Calixte, Orlando	.....2013-14, 2016
6.	966	Dueñez, Samir	.....2016-19
7.	952	Miller, Anderson	.....2017-19
8.	934	Adams, Lane	.....2013-15
9.	930	Robinson, Derrick	.....2010-11
10.	874	Liddi, Alex	.....2015, 2018

## PLATE APPEARANCES

1.	1,452	Lisson, Mario	.....2008-09, 2011-12
2.	1,207	Bonifacio, Jorge	.....2013-15
3.	1,166	Orlando, Paulo	.....2010-12, 2017
4.	1,139	Navarro, Rey	.....2011-13
5.	1,100	Calixte, Orlando	.....2013-14, 2016
6.	1,066	Dueñez, Samir	.....2016-19
7.	1,056	Adams, Lane	.....2013-15
8.	1,053	Robinson, Derrick	.....2010-11
9.	1,025	Miller, Anderson	.....2017-19
10.	965	Duarte, Jose	.....2008-09

## RUNS SCORED

1.	175	Lisson, Mario	.....2008-09, 2011-12
2.	172	Orlando, Paulo	.....2010-12, 2017
3.	153	Adams, Lane	.....2013-15
4.	138	Navarro, Rey	.....2011-13
5.	132	Seratelli, Anthony	.....2010-11
6.	130	Robinson, Derrick	.....2010-11
7.	128	Calixte, Orlando	.....2013-14, 2016
8.	124	Bonifacio, Jorge	.....2013-15
9.	123	Dueñez, Samir	.....2016-19
10.	119	Liddi, Alex	.....2015, 2018

## HITS

1.	311	Lisson, Mario	.....2008-09, 2011-12
2.	310	Orlando, Paulo	.....2010-12, 2017
3.	277	Navarro, Rey	.....2011-13
4.	260	Bonifacio, Jorge	.....2013-15
5.	258	Adams, Lane	.....2013-15
6.	252	Calixte, Orlando	.....2013-14, 2016
7.	251	Robinson, Derrick	.....2010-11
8.	245	Dueñez, Samir	.....2016-19
9.	235	Liddi, Alex	.....2015, 2018
	235	Miller, Anderson	.....2017-19

## TOTAL BASES

1.	519	Lisson, Mario	.....2008-09, 2011-12
2.	461	Orlando, Paulo	.....2010-12, 2017
3.	418	Liddi, Alex	.....2015, 2018
4.	409	Adams, Lane	.....2013-15
5.	398	Bonifacio, Jorge	.....2013-15
6.	388	Dueñez, Samir	.....2016-19
7.	382	Navarro, Rey	.....2011-13
8.	374	Calixte, Orlando	.....2013-14, 2016
9.	347	Miller, Anderson	.....2017-19
10.	337	Schwindel, Frank	.....2015-17

## DOUBLES

1.	72	Lisson, Mario	.....2008-09, 2011-12
2.	57	Liddi, Alex	.....2015, 2018
	57	Bonifacio, Jorge	.....2013-15
4.	53	Adams, Lane	.....2013-15
5.	49	Dueñez, Samir	.....2016-19
	49	Calixte, Orlando	.....2013-14, 2016
	49	Dozier, Hunter	.....2014-19
8.	46	Orlando, Paulo	.....2010-12, 2017
9.	43	Navarro, Rey	.....2011-13
10.	41	Robinson, Clint	.....2010

## TRIPLES

1.	18	Orlando, Paulo	.....2010-12, 2017
2.	11	Deweese, Donnie	.....2017-18
3.	10	Robinson, Derrick	.....2010-11
	10	Heath, Nick	.....2018-19
5.	9	Liddi, Alex	.....2015, 2018
	9	Mertins, Kurt	.....2009-12
	9	Seratelli, Anthony	.....2010-11
	9	Eibner, Brett	.....2013
9.	7	Seven tied (Last: Kort Peterson, 2017-19)	

## HOME RUNS

1.	42	Lisson, Mario	.....2008-09, 2011-12
2.	36	Liddi, Alex	.....2015, 2018
3.	31	Fields, Matt	.....2013
4.	30	Schwindel, Frank	.....2015-17
5.	29	Robinson, Clint	.....2010
	29	Romak, Jamie	.....2010-11
7.	28	Adams, Lane	.....2013-15
	28	Dueñez, Samir	.....2016-19
	28	Melendez, MJ	.....2021
10.	27	Fletcher, Brian	.....2012-14

## RUNS BATTED IN

1.	179	Lisson, Mario	.....2008-09, 2011-12
2.	163	Dueñez, Samir	.....2016-19
3.	134	Bonifacio, Jorge	.....2013-15
4.	131	Orlando, Paulo	.....2010-12, 2017
5.	128	Liddi, Alex	.....2015, 2018
6.	115	Schwindel, Frank	.....2015-17
7.	115	Navarro, Rey	.....2011-13
8.	111	Adams, Lane	.....2013-15
9.	107	Ramos, Mauricio	.....2016-17
10.	103	Seratelli, Anthony	.....2010-11

## WALKS

1.	124	Seratelli, Anthony	.....2010-11
2.	123	Lisson, Mario	.....2008-09, 2011-12
3.	103	Bonifacio, Jorge	.....2013-15
4.	99	Adams, Lane	.....2013-15
5.	97	Duarte, Jose	.....2008-09
6.	94	Dozier, Hunter	.....2014-19
7.	91	Robinson, Derrick	.....2010-11
8.	84	Dueñez, Samir	.....2016-19
9.	82	Lucas, Ed	.....2008-09
10.	80	Ka'ahue, Kila	.....2008

## STRIKEOUTS

1.	298	Lisson, Mario	.....2008-09, 2011-12
2.	276	Bonifacio, Jorge	.....2013-15
3.	254	Liddi, Alex	.....2015, 2018
4.	254	Dozier, Hunter	.....2014-19
	254	Calixte, Orlando	.....2013-14, 2016
6.	229	Adams, Lane	.....2013-15
7.	225	Miller, Anderson	.....2017-19
8.	221	Dueñez, Samir	.....2016-19
9.	204	Escalera, Alfredo	.....2016-18
10.	198	Toups, Corey	.....2016-18

# TOP 10 HITTING - CAREER (CONT.)

## HIT BY PITCHES

1.	25	Lisson, Mario	2008-09, 2011-12
	25	Orlando, Paulo	2010-12, 2017
3.	17	McFall, Brian	2008-09
	17	Dini, Nick	2017-18
	17	Ramos, Mauricio	2016-17
6.	16	Escalera, Alfredo	2016-18
7.	14	Adams, Lane	2013-15
	14	Maddox, Marc	2008-09
9.	13	Mertins, Kurt	2009-12
	13	Romak, Jamie	2010-11

## STOLEN BASES

1.	105	Robinson, Derrick	2010-11
2.	91	Gore, Terrance	2015-17
3.	82	Adams, Lane	2013-15
4.	70	Lisson, Mario	2008-09, 2011-12
5.	60	Heath, Nick	2018-19
6.	55	Lee, Khalil	2018-19
7.	54	Orlando, Paulo	2010-12, 2017
8.	50	Serattelli, Anthony	2010-11
9.	46	Duarte, Jose	2008-09
10.	42	Suero, Ovandy	2008

## CAUGHT STEALING

1.	32	Robinson, Derrick	2010-11
2.	20	Orlando, Paulo	2010-12, 2017
3.	19	Calixte, Orlando	2013-14, 2016
4.	18	Duarte, Jose	2008-09
5.	17	Mejia, Erick	2018
6.	16	Suero, Ovandy	2008
	16	Miller, Anderson	2017-19
8.	15	Adams, Lane	2013-15
	15	Blanco, Dairon	2019, 2021
	15	Lisson, Mario	2008-09, 2011-12

## SACRIFICES

1.	28	Colón, Christian	2011-12, 2014
	28	Gore, Terrance	2015-17
3.	25	Franco, Angel	2013-15
4.	20	Robinson, Derrick	2010-11
5.	19	Lisson, Mario	2008-09, 2011-12
6.	17	Navarro, Rey	2011-13
7.	16	McConnell, Chris	2009-10
8.	14	Mertins, Kurt	2009-12
	14	Van Stratten, Nick	2010-12
	14	Mejia, Erick	2018
	14	Chapman, Ethan	2014-15

## SACRIFICE FLIES

1.	15	Navarro, Rey	2011-13
2.	14	Lisson, Mario	2008-09, 2011-12
3.	12	Bonifacio, Jorge	2013-15
	12	Dueñez, Samir	2016-19
5.	11	Mertins, Kurt	2009-12
	11	Schwindel, Frank	2015-17
7.	10	Calixte, Orlando	2013-14, 2016
	10	Orlando, Paulo	2010-12, 2017
9.	9	Bianchi, Jeff	2009, 2011
	9	Piña, Manny	2010-13

## DOUBLE PLAYS GROUNDED INTO

1.	34	Lisson, Mario	2008-09, 2011-12
2.	27	Navarro, Rey	2011-13
	27	Ramos, Mauricio	2016-17
4.	26	Calixte, Orlando	2013-14, 2016
	26	Dueñez, Samir	2016-19
6.	23	Bonifacio, Jorge	2013-15
7.	22	Maddox, Marc	2008-09
	22	Colón, Christian	2011-12, 2014
	22	Merrifield, Whit	2012-14
10.	21	Three Tied (Last: Hunter Dozier, 2014-19)	

## BATTING AVERAGE (TOP 15)

1.	.335	Robinson, Clint	2010
2.	.322	Giavotella, Johnny	2010
3.	.314	Flores, Jeksson	2018
4.	.308	Smith, Tim	2010-11
5.	.298	Lopez, Nicky	2017-18
6.	.296	Richardson, Juan	2008
	.296	Lucas, Ed	2008-09
	.296	Orlando, Paulo	2010-12, 2017
9.	.280	Bianchi, Jeff	2009, 2011
10.	.279	Myers, Wil	2011-12
	.279	Fletcher, Brian	2012-14
12.	.276	Adams, Lane	2013-15
13.	.275	Ramos, Mauricio	2016-17
14.	.272	Schwindel, Frank	2015-17
15.	.271	Four Tied (Last: Corey Toups, 2016-18)	

## ON BASE PERCENTAGE (TOP 15)

1.	.410	Robinson, Clint	2010
2.	.395	Giavotella, Johnny	2010
3.	.381	Lucas, Ed	2008-09
4.	.380	Serattelli, Anthony	2010-11
5.	.370	Richardson, Juan	2008
6.	.369	Smith, Tim	2010-11
	.369	Myers, Wil	2011-12
8.	.363	Flores, Jeksson	2018
9.	.360	Lopez, Nicky	2017-18
10.	.357	Lee, Khalil	2018-19
	.354	Romak, Jamie	2010-11
12.	.353	Orlando, Paulo	2010-12, 2017
13.	.352	Adams, Lane	2013-15
14.	.350	Toups, Corey	2016-18
15.	.343	Maddox, Marc	2008-09

## SLUGGING PERCENTAGE (TOP 15)

1.	.625	Robinson, Clint	2010
2.	.487	Fletcher, Brian	2012-14
3.	.486	Myers, Wil	2011-12
4.	.478	Liddi, Alex	2015, 2018
5.	.477	Smith, Tim	2010-11
6.	.474	Richardson, Juan	2008
7.	.469	Fields, Matt	2013
8.	.460	Giavotella, Johnny	2010
	.460	Romak, Jamie	2010-11
10.	.451	Eibner, Brett	2013
11.	.445	O'Hearn, Ryan	2016-17
12.	.442	Schwindel, Frank	2015-17
13.	.440	Flores, Jeksson	2018
14.	.440	Orlando, Paulo	2010-12, 2017
	.440	McFall, Brian	2008-09

## OPS - ON BASE PLUS SLUGGING (TOP 15)

1.	1.035	Robinson, Clint	2010
2.	.855	Myers, Wil	2011-12
	.855	Giavotella, Johnny	2010
4.	.846	Smith, Tim	2010-11
5.	.844	Richardson, Juan	2008
6.	.816	Fletcher, Brian	2012-14
7.	.815	Lucas, Ed	2008-09
8.	.814	Romak, Jamie	2010-11
9.	.804	Flores, Jeksson	2018
10.	.794	Fields, Matt	2013
	.794	Orlando, Paulo	2010-12, 2017
12.	.790	Adams, Lane	2013-15
13.	.789	Liddi, Alex	2015, 2018
14.	.787	O'Hearn, Ryan	2016-17
15.	.781	Eibner, Brett	2013

Career averages based on minimum 500 plate appearances

ABOUT THE  
NATURALS

2022 NWA  
NATURALS

2021 SEASON  
IN REVIEW

CLUB  
HISTORY

NATURALS  
RECORDS

LEAGUE  
OPPONENTS

GENERAL  
INFORMATION

# TOP-10 PITCHING - CAREER

## WINS

1.	24	Johnson, Blake	2008-11
2.	22	Ogando, Emilio	2017-19
3.	21	Griffin, Foster	2017-18, 2021
4.	18	Ferguson, Andy	2013-16
5.	17	Teaford, Everett	2009-10
6.	16	Cortes, Dan	2008-09
7.	15	Sulbaran, Juan Carlos	2012-15
	15	Dwyer, Chris	2010-12
9.	14	Hardy, Rowdy	2008-10
10.	13	Adam, Jason	2013-14, 2017-18
	13	Smith, Will	2011

## LOSSES

1.	25	Sulbaran, Juan Carlos	2012-15
2.	24	Arguelles, Noel	2012-14
3.	21	Marimon, Sugar Ray	2012-14
4.	20	Johnson, Blake	2008-11
	20	Ogando, Emilio	2017-19
	20	Goudeau, Ashton	2016-17
7.	19	Griffin, Foster	2017-18, 2021
	19	Dwyer, Chris	2010-12
	19	Adam, Jason	2013-14, 2017-18
10.	18	Hardy, Rowdy	2008-10

## APPEARANCES

1.	114	Selman, Sam	2014-18
2.	92	Arguelles, Noel	2012-14
3.	88	Keating, Patrick	2010-12
4.	87	Terrero, Franco	2018-19
5.	85	Ogando, Emilio	2017-19
	85	Culver, Malcom	2013-15
7.	83	Marte, Yunior	2017-19
	83	Peterson, Matt	2014-17
9.	82	Johnson, Blake	2008-11
10.	76	Sulbaran, Juan Carlos	2012-15

## GAMES STARTED

1.	59	Johnson, Blake	2008-11
2.	51	Ogando, Emilio	2017-19
3.	47	Griffin, Foster	2017-18, 2021
	47	Dwyer, Chris	2010-12
5.	46	Sulbaran, Juan Carlos	2012-15
6.	44	Adam, Jason	2013-14, 2017-18
7.	42	Marimon, Sugar Ray	2012-14
8.	41	Ferguson, Andy	2013-16
9.	38	Cortes, Dan	2008-09
10.	37	Hardy, Rowdy	2008-10

## COMPLETE GAMES

1.	3	Wood, Blake	2008-09, 2014
2.	2	Dwyer, Chris	2010-12
	2	Marimon, Sugar Ray	2012-14
	2	Ferguson, Andy	2013-16
	2	Smith, Will	2011
6.	1	14 Tied	

## COMPLETE GAME SHUTOUTS

1.	2	Wood, Blake	2008-09, 2014
2.	1	Brooks, Aaron	2013
	1	Duffy, Danny	2010, 2013, 2019
	1	Ferguson, Andy	2013-16
	1	Heasley, Jonathan	2021
	1	Lerew, Anthony	2009
	1	Parrish, Drew	2021
	1	Pounders, Brooks	2013, 2015
	1	Ray, Corey	2017-18
	1	Smith, Will	2011

## GAMES FINISHED

1.	63	Keating, Patrick	2010-12
2.	56	Newberry, Jake	2017-18
3.	51	Peterson, Matt	2014-17
4.	49	Terrero, Franco	2018-19
5.	44	Culver, Malcom	2013-15
6.	44	Hayes, Chris	2008-09
7.	42	Nina, Aroni	2014-16
8.	37	Selman, Sam	2014-18
9.	35	Triggs, Andrew	2013-14
10.	31	Jackson, Zach	2013

## HOLDS

1.	15	Alexander, Scott	2013-14
2.	10	Hill, Tim	2016-17
	10	Marte, Yunior	2017-19
	10	Selman, Sam	2014-18
	10	Swaggerty, Ben	2009-10
	10	Terrero, Franco	2018-19
7.	9	Ogando, Emilio	2017-19
8.	8	Five Tied	

## SAVES

1.	27	Newberry, Jake	2017-18
2.	26	Keating, Patrick	2010-12
3.	19	Triggs, Andrew	2013-14
4.	18	Jackson, Zach	2013
	18	Peterson, Matt	2014-17
6.	15	Culver, Malcom	2013-15
	15	Hardy, Blaine	2010-12
	15	Hayes, Chris	2008-09
9.	11	McCarthy, Kevin	2015-16
	11	Terrero, Franco	2018-19

## EARNED RUN AVERAGE

1.	3.01	Santiago, Mario	2010-11
2.	3.29	Marte, Yunior	2017-19
3.	3.44	Ferguson, Andy	2013-16
4.	3.58	Skoglund, Eric	2016-19
5.	3.77	Garabito, Gerson	2019
6.	3.81	Pounders, Brooks	2013, 2015
7.	3.84	Cortes, Dan	2008-09
8.	3.85	Smith, Will	2011
9.	4.09	Lerew, Anthony	2009
10.	4.10	Binford, Christian	2014-17

## WALKS+HITS PER INNINGS PITCHED (WHIP)

1.	1.18	Skoglund, Eric	2016-19
2.	1.20	Ferguson, Andy	2013-16
3.	1.23	Santiago, Mario	2010-11
4.	1.25	Pounders, Brooks	2013, 2015
5.	1.28	Marte, Yunior	2017-19
6.	1.30	Binford, Christian	2014-17
7.	1.34	Smith, Will	2011
	1.34	Osuna, Edgar	2010-11
9.	1.35	Teaford, Everett	2009-10
10.	1.37	Marimon, Sugar Ray	2012-14

## OPPONENTS' BATTING AVERAGE

1.	.221	Marte, Yunior	2017-19
2.	.235	Dwyer, Chris	2010-12
3.	.236	Selman, Sam	2014-18
4.	.238	Ferguson, Andy	2013-16
5.	.240	Pounders, Brooks	2013, 2015
6.	.245	Skoglund, Eric	2016-19
7.	.248	Cortes, Dan	2008-09
8.	.254	Santiago, Mario	2010-11
9.	.255	Teaford, Everett	2009-10
10.	.263	Ogando, Emilio	2017-19

*Career averages based on minimum 140.0 innings pitched*

# TOP-10 PITCHING - CAREER (CONT.)

## INNINGS PITCHED

1.	366.1	Johnson, Blake	2008-11
2.	320.1	Ogando, Emilio	2017-19
3.	297.0	Hardy, Rowdy	2008-10
4.	289.2	Sulbaran, Juan Carlos	2012-15
5.	280.1	Ferguson, Andy	2013-16
6.	270.0	Griffin, Foster	2017-18, 2021
7.	260.0	Adam, Jason	2013-14, 2017-18
8.	252.1	Arguelles, Noel	2012-14
9.	244.2	Dwyer, Chris	2010-12
10.	236.0	Marimon, Sugar Ray	2012-14

## HITS ALLOWED

1.	420	Johnson, Blake	2008-11
2.	342	Hardy, Rowdy	2008-10
3.	323	Ogando, Emilio	2017-19
4.	317	Griffin, Foster	2017-18, 2021
5.	308	Sulbaran, Juan Carlos	2012-15
6.	289	Arguelles, Noel	2012-14
7.	268	Adam, Jason	2013-14, 2017-18
8.	247	Ferguson, Andy	2013-16
9.	243	Marimon, Sugar Ray	2012-14
10.	238	Lovvorn, Zach	2017-19

## RUNS ALLOWED

1.	216	Arguelles, Noel	2012-14
2.	196	Johnson, Blake	2008-11
3.	171	Ogando, Emilio	2017-19
4.	171	Sulbaran, Juan Carlos	2012-15
5.	167	Adam, Jason	2013-14, 2017-18
6.	158	Dwyer, Chris	2010-12
7.	157	Hardy, Rowdy	2008-10
8.	145	Griffin, Foster	2017-18, 2021
9.	125	Marimon, Sugar Ray	2012-14
10.	122	Selman, Sam	2014-18

## EARNED RUNS ALLOWED

1.	181	Arguelles, Noel	2012-14
2.	174	Johnson, Blake	2008-11
3.	152	Sulbaran, Juan Carlos	2012-15
4.	151	Ogando, Emilio	2017-19
5.	145	Adam, Jason	2013-14, 2017-18
6.	144	Dwyer, Chris	2010-12
7.	140	Hardy, Rowdy	2008-10
8.	134	Griffin, Foster	2017-18, 2021
9.	110	Marimon, Sugar Ray	2012-14
10.	110	Selman, Sam	2014-18

## HOME RUNS ALLOWED

1.	44	Sulbaran, Juan Carlos	2012-15
2.	41	Ogando, Emilio	2017-19
3.	35	Johnson, Blake	2008-11
4.	35	Marimon, Sugar Ray	2012-14
5.	31	Griffin, Foster	2017-18, 2021
6.	29	Dwyer, Chris	2010-12
7.	27	Arguelles, Noel	2012-14
8.	26	Ferguson, Andy	2013-16
9.	24	Osuna, Edgar	2010-11
10.	23	Hardy, Rowdy	2008-10

## HIT BATTERS

1.	37	Hardy, Rowdy	2008-10
2.	22	Adam, Jason	2013-14, 2017-18
3.	21	Selman, Sam	2014-18
4.	20	Johnson, Blake	2008-11
5.	16	Ogando, Emilio	2017-19
6.	15	Sulbaran, Juan Carlos	2012-15
7.	14	Gómez, Ofreidy	2019
8.	14	Pounders, Brooks	2013, 2015
9.	13	Blewett, Scott	2018-19
10.	12	Cortes, Dan	2008-09
12	12	Vines, Jace	2018-19

## STRIKEOUTS

1.	251	Ogando, Emilio	2017-19
2.	244	Selman, Sam	2014-18
3.	243	Adam, Jason	2013-14, 2017-18
4.	243	Ferguson, Andy	2013-16
5.	232	Sulbaran, Juan Carlos	2012-15
6.	217	Dwyer, Chris	2010-12
7.	214	Johnson, Blake	2008-11
8.	211	Griffin, Foster	2017-18, 2021
9.	183	Hardy, Rowdy	2008-10
10.	166	Cortes, Dan	2008-09

## WALKS

1.	163	Arguelles, Noel	2012-14
2.	139	Sulbaran, Juan Carlos	2012-15
3.	132	Dwyer, Chris	2010-12
4.	131	Selman, Sam	2014-18
5.	128	Ogando, Emilio	2017-19
6.	108	Johnson, Blake	2008-11
7.	105	Cortes, Dan	2008-09
8.	104	Paulino, Eduardo	2010-11
9.	92	Adam, Jason	2013-14, 2017-18
10.	88	Ferguson, Andy	2013-16

## WILD PITCHES

1.	27	Sulbaran, Juan Carlos	2012-15
2.	25	Selman, Sam	2014-18
3.	21	Arguelles, Noel	2012-14
4.	18	Dwyer, Chris	2010-12
18		Ray, Corey	2017-18
18		Wood, Blake	2008-09, 2014
7.	17	Greene, Conner	2019
8.	16	Paulino, Eduardo	2010-11
16		Adam, Jason	2013-14, 2017-18
16		Pimentel, Elissaul	2011-12
16		Fernandez, Pedro	2016-18

## GROUND BALL DOUBLE PLAYS INDUCED

1.	43	Johnson, Blake	2008-11
2.	40	Hardy, Rowdy	2008-10
3.	29	Griffin, Foster	2017-18, 2021
4.	26	Arguelles, Noel	2012-14
5.	25	Ogando, Emilio	2017-19
6.	24	Lovvorn, Zach	2017-19
7.	22	Kniginzky, Matthew	2009
8.	20	Selman, Sam	2014-18
20		Hayes, Chris	2008-09
10.	19	Adam, Jason	2013-14, 2017-18
19		Smith, Will	2011

## TOTAL BATTERS FACED

1.	1,582	Johnson, Blake	2008-11
2.	1,384	Ogando, Emilio	2017-19
3.	1,304	Sulbaran, Juan Carlos	2012-15
4.	1,295	Hardy, Rowdy	2008-10
5.	1,185	Arguelles, Noel	2012-14
6.	1,163	Griffin, Foster	2017-18, 2021
7.	1,152	Ferguson, Andy	2013-16
8.	1,136	Adam, Jason	2013-14, 2017-18
9.	1,063	Dwyer, Chris	2010-12
10.	1,015	Marimon, Sugar Ray	2012-14

## STRIKEOUTS PER WALK

1.	4.54	Osuna, Edgar	2010-11
2.	3.57	Binford, Christian	2014-17
3.	3.20	Skoglund, Eric	2016-19
4.	2.78	Griffin, Foster	2017-18, 2021
2.78		Goudeau, Ashton	2016-17
6.	2.76	Ferguson, Andy	2013-16
7.	2.65	Hardy, Rowdy	2008-10
8.	2.64	Adam, Jason	2013-14, 2017-18
9.	2.60	Santiago, Mario	2010-11
10	2.45	Murray, Matt	2014-15

ABOUT THE  
NATURALS

2022 NWA  
NATURALS

2021 SEASON  
IN REVIEW

CLUB  
HISTORY

NATURALS  
RECORDS

LEAGUE  
OPPONENTS

GENERAL  
INFORMATION

# INDIVIDUAL HITTING PERFORMANCES

## SIX-HIT PERFORMANCES

No.	Player	Date	Opponent
1.	Ed Lucas	July 21, 2008.....	at Springfield

## FIVE-HIT PERFORMANCES

No.	Player	Date	Opponent
1.	Ed Lucas	June 22, 2009.....	at Tulsa
2.	Jeff Bianchi	June 27, 2009.....	vs. Arkansas
3.	Clint Robinson	May 22, 2010.....	vs. Arkansas
4.	Johnny Givotella	July 22, 2010.....	at Arkansas
5.	Anthony Seratelli	August 17, 2011.....	vs. Frisco
6.	Brian Fletcher	July 23, 2013.....	vs. Arkansas
7.	Jorge Bonifacio	August 21, 2014.....	vs. Springfield
8.	Nicky Lopez	June 21, 2018.....	at Tulsa
9.	Dairon Blanco	July 13, 2021.....	vs. Arkansas

## THREE-HOMER GAMES

No.	Player	Date	Opponent
1.	Brian Fletcher	July 23, 2013.....	vs. Arkansas
2.	Lane Adams	August 13, 2013.....	vs. Corpus Christi
3.	Taylor Featherston	July 20, 2019.....	at Amarillo
4.	Nick Pratto	May 21, 2021.....	at Springfield
5.	Bobby Witt Jr.	May 30, 2021.....	vs. San Antonio

## LONGEST NATURALS PLATE APPEARANCES

Pitches	Last NWA Player	Date	Opposing Pitcher (Team)	Result
16	Donnie Dewees.....	April 7, 2017.....	Michael Kelly (SA).....	Strikeout Swinging
15 (2x)	Dennicher Carrasco.....	July 18, 2021.....	Devin Sweet (ARK).....	Popout (P6)
14 (3x)	Jordan George.....	August 27, 2019.....	James Kaprielian (MID).....	Walk
13 (6x)	Dennicher Carrasco.....	July 2, 2021.....	Salvador Justo (@ SPR).....	Strikeout Swinging
12 (21x)	Dennicher Carrasco.....	June 4, 2021.....	Justin Hagenman (TUL).....	Walk
11 (46x)	MJ Melendez.....	August 3, 2021.....	Moises Gomez (@ ARK).....	Flyout (F8)
10 (130x)	Meibrys Viloria.....	September 15, 2021.....	Domingo Robles (SPR).....	Flyout (F7)

## LONGEST OPPONENT PLATE APPEARANCES

Pitches	Last Player (Team)	Date	NWA Pitcher	Result
14 (4x)	Johnni Turbo (@ ARK).....	June 22, 2015.....	Jonathan Dziedzic.....	Strikeout Swinging
13 (8x)	Chuck Taylor (ARK).....	August 27, 2017.....	Andrew Edwards.....	Strikeout Looking
12 (17x)	Matt Whatley (@ FRI).....	June 13, 2021.....	Stephen Woods Jr.....	Walk
11 (57x)	Jermaine Palacios (@ WCH)....	August 9, 2021.....	C.J. Eldred.....	Walk
10 (141x)	Moises Castillo (SPR).....	August 27, 2021.....	Drew Parrish.....	Strikeout Swinging



# GRAND SLAMS

No.	Batter	Date	Inning	Opponent	Pitcher
1.	Kila Ka'aihue	April 11, 2008	8 <sup>th</sup>	San Antonio	Jon Ellis
2.	Brian McFall	April 30, 2008	6 <sup>th</sup>	at Springfield	Nicholas Webber
3.	Mario Lisson	May 1, 2008	7 <sup>th</sup>	at Springfield	Joshua Dew
4.	Kila Ka'aihue	July 8, 2008	5 <sup>th</sup>	Corpus Christi	Ryan McKeller
5.	Juan Richardson	July 13, 2008	1 <sup>st</sup>	at Springfield	Adam Ottavino
6.	Mario Lisson	July 28, 2008	2 <sup>nd</sup>	Springfield	Jess Todd
7.	Cody Strait	May 8, 2009	9 <sup>th</sup>	at Springfield	Francisco Samuel
8.	Ed Lucas	September 2, 2009	6 <sup>th</sup>	at Arkansas	Barret Browning
9.	Manny Piña	April 22, 2010	6 <sup>th</sup>	Arkansas	Taylor Wilding
10.	Mike Moustakas	May 16, 2010	7 <sup>th</sup>	at Springfield	Matt Meyer
11.	Tim Smith	May 18, 2010	5 <sup>th</sup>	Tulsa	Greg Reynolds
12.	Nick Van Stratten	May 15, 2011	6 <sup>th</sup>	at Springfield	Nick Greenwood
13.	Christian Colón	June 17, 2011	4 <sup>th</sup>	Springfield	Kevin Thomas
14.	Salvador Pérez	July 24, 2011	7 <sup>th</sup>	Springfield	Nick Greenwood
15.	Salvador Pérez	July 26, 2011	3 <sup>rd</sup>	Tulsa	Christian Friedrich
16.	Jamie Romak	July 31, 2011	7 <sup>th</sup>	Springfield	Jeff Lyman
17.	Carlo Testa	April 27, 2012	4 <sup>th</sup>	Arkansas	Greg Smith
18.	Kevin Kouzmanoff	August 2, 2012	3 <sup>rd</sup>	at Tulsa	Jhoulys Chacín
19.	Matt Fields	April 16, 2013	2 <sup>nd</sup>	at Frisco	Ben Rowen
20.	Orlando Calixte	July 10, 2013	6 <sup>th</sup>	Springfield	Heath Wyatt
21.	Lane Adams	August 13, 2013	7 <sup>th</sup>	Corpus Christi	Cameron Lamb
22.	Matt Fields	August 23, 2013	8 <sup>th</sup>	at Springfield	Zach Russell
23.	Jorge Bonifacio	April 8, 2014	6 <sup>th</sup>	at Midland	Blake Hassebrock
24.	Jorge Bonifacio	May 11, 2014	3 <sup>rd</sup>	Springfield	Kurt Hoyer
25.	Frank Schwindel	August 25, 2015	8 <sup>th</sup>	Springfield	Ronnie Shaban
26.	Frank Schwindel	May 14, 2016	2 <sup>nd</sup>	at Springfield	Andrew Morales
27.	Ryan O'Hearn	July 3, 2016	5 <sup>th</sup>	Frisco	Reed Garrett
28.	Donnie Dewees	June 1, 2017	6 <sup>th</sup>	at Frisco	David Ledbetter
29.	Alfredo Escalera	June 11, 2017	3 <sup>rd</sup>	Arkansas	Lindsey Caughel
30.	Mauricio Ramos	August 18, 2017	1 <sup>st</sup>	at Frisco	Richelson Peña
31.	Gabriel Cancel	April 24, 2019	3 <sup>rd</sup>	at Corpus Christi	Brandon Bailey
32.	Emmanuel Rivera	April 29, 2019	5 <sup>th</sup>	at Midland	Zack Erwin
33.	Rudy Martin	May 11, 2021	8 <sup>th</sup>	Tulsa	Guillermo Zuniga
34.	Freddy Fermin	July 2, 2021	6 <sup>th</sup>	at Springfield	Salvador Justo
35.	Bhret Bewley	July 20, 2021	1 <sup>st</sup>	at Tulsa	Austin Drury
36.	Blake Perkins	July 29, 2021	5 <sup>th</sup>	Wichita	Alex Phillips
37.	Blake Perkins	August 1, 2021	5 <sup>th</sup>	Wichita	Hector Lujan
38.	Brewer Hicklen	September 9, 2021	2 <sup>nd</sup>	at Wichita	Tyler Beck
39.	Brewer Hicklen	September 24, 2021*	4 <sup>th</sup>	at Wichita	Austin Schulfer

\* Double-A Central Championship Series Game 3

## NATURALS GRAND SLAMS BY THE NUMBERS

### By Year:

7 grand slams (1):	2021
6 grand slams (1):	2008
5 grand slams (1):	2011
4 grand slams (1):	2013
3 grand slams (2):	2010, 2017
2 grand slams (5):	2009, 2012, 2014, 2016, 2019
1 grand slam (1):	2015
None (1):	2018

### Players with Multiple Grand Slams:

2 grand slams:	Kila Ka'aihue (4/11/2008, 7/8/2008)
	Mario Lisson (5/1/2008, 7/28/2008)
	Salvador Pérez (7/24/2011, 7/26/2011)
	Matt Fields (4/15/2013, 8/23/2013)
	Jorge Bonifacio (4/8/2014, 5/11/2014)
	Frank Schwindel (8/5/2015, 5/14/2016)
	Blake Perkins (7/29/2021, 8/1/2021)
	Brewer Hicklen (9/9/2021, 9/24/2021*)

ABOUT THE  
NATURALS

2022 NWA  
NATURALS

2021 SEASON  
IN REVIEW

CLUB  
HISTORY

NATURALS  
RECORDS

LEAGUE  
OPPONENTS

GENERAL  
INFORMATION

## LEADOFF HOME RUNS

No.	Batter	Date	Opponent	Pitch	Pitcher
1.	Brett Eibner	July 7, 2013	at Frisco	6	Tyler Tufts
2.	Angel Franco	April 24, 2015	at Tulsa	5	Jeremy Kehrt
3.	Dusty Coleman	May 7, 2015	at Springfield	2	Mike Mayers
4.	Corey Toups	August 11, 2016	at Corpus Christi	2	Cy Sneed
5.	Corey Toups	August 13, 2016	at San Antonio	2	Tim Berry
6.	Corey Toups	August 25, 2016	at Springfield	2	Corey Baker
7.	Corey Toups	September 8, 2016 *	at Springfield	2	Juan Carlos Sulbaran
8.	Donnie Dewees	May 1, 2017	at Tulsa	2	Scott Barlow
9.	Blake Perkins	June 10, 2021	at Frisco	5	Hans Crouse
10.	Clay Dungan	June 16, 2021	at San Antonio	1	Caleb Boushley
11.	Clay Dungan	July 24, 2021	at Tulsa	3	Gerardo Carrillo

\* North Division Championship Series Game 3

## NATURALS LEADOFF HOME RUNS BY THE NUMBERS

### By Year:

4 times (1):	2016
3 times (1):	2021
2 times (1):	2015
1 time (2):	2013, 2017
None (8):	2008, 2009, 2010, 2011, 2012, 2014, 2018, 2019

## INSIDE-THE-PARK HOME RUNS

No.	Batter	Date	Inning	On Base	Opponent	Pitcher
1.	Donnie Dewees	July 27, 2017	3rd	0	Springfield	Trey Nielsen
2.	Blake Perkins	August 18, 2019	3rd	1	Tulsa	Parker Curry
3.	Dairon Blanco	June 30, 2021	4th	1	at Springfield	Kyle Leahy
4.	Brewer Hicklen	July 15, 2021	8th	0	Arkansas	Ray Kerr

## NATURALS INSIDE THE PARK HOME RUNS BY THE NUMBERS

### By Year:

2 times (1):	2021
1 time (2):	2017, 2019
None (10):	2008, 2009, 2010, 2011, 2012, 2013, 2014, 2015, 2016, 2018

## PINCH-HIT HOME RUNS

No.	Batter	Date	Inning	On Base	Opponent	Pitcher
1.	Orlando Calixte	July 23, 2013	9th	0	Arkansas	David Carpenter
2.	Cheslor Cuthbert	August 20, 2013	8th	2	at Springfield	Zach Russell
3.	Mark Threlkeld	August 21, 2014	8th	1	Springfield	Lee Stoppelman
4.	Frank Schwindel	August 21, 2015	9th	2	at Corpus Christi	Aaron West

## NATURALS PINCH-HIT HOME RUNS BY THE NUMBERS

### By Year:

2 times (1):	2013
1 time (2):	2014, 2015
None (10):	2008, 2009, 2010, 2011, 2012, 2016, 2017, 2018, 2019, 2021

# POSTSEASON HOME RUNS

No.	Batter	Date	Series	Inning	On	Opponent	Pitcher
1.	Jose Duarte	September 4, 2008	NDS (1)	3 <sup>rd</sup>	0	at Arkansas	Daniel Davidson
2.	Mario Lisson	September 6, 2008	NDS (3)	2 <sup>nd</sup>	1	Arkansas	David Austen
3.	Mario Lisson	September 6, 2008	NDS (3)	4 <sup>th</sup>	0	Arkansas	David Austen
4.	Jeff Bianchi	September 9, 2009	NDS (1)	2 <sup>nd</sup>	1	at Springfield	Trey Hearne
5.	David Lough	September 10, 2009	NDS (2)	2 <sup>nd</sup>	0	at Springfield	Lance Lynn
6.	Marc Maddox	September 10, 2009	NDS (2)	4 <sup>th</sup>	1	at Springfield	Lance Lynn
7.	Jeff Bianchi	September 10, 2009	NDS (2)	6 <sup>th</sup>	0	at Springfield	Casey Mulligan
8.	Cody Clark	September 10, 2009	NDS (2)	9 <sup>th</sup>	1	at Springfield	Eduardo Sanchez
9.	Marc Maddox	September 16, 2009	TLCS (2)	2 <sup>nd</sup>	1	at Midland	Graham Godfrey
10.	David Lough	September 18, 2009	TLCS (3)	6 <sup>th</sup>	1	Midland	Kyle Middleton
11.	Corey Smith	September 18, 2009	TLCS (3)	8 <sup>th</sup>	2	Midland	Mickey Storey
12.	Eric Hosmer	September 9, 2010	NDS (1)	3 <sup>rd</sup>	0	Springfield	Scott McGregor
13.	Anthony Seratelli	September 10, 2010	NDS (2)	2 <sup>nd</sup>	0	Springfield	David Kopp
14.	Eric Hosmer	September 10, 2010	NDS (2)	6 <sup>th</sup>	0	Springfield	David Kopp
15.	Eric Hosmer	September 11, 2010	NDS (3)	1 <sup>st</sup>	1	at Springfield	Brian Broderick
16.	Anthony Seratelli	September 11, 2010	NDS (3)	7 <sup>th</sup>	1	at Springfield	Thomas Eager
17.	Eric Hosmer	September 12, 2010	NDS (4)	1 <sup>st</sup>	1	at Springfield	Nick Additon
18.	Clint Robinson	September 12, 2010	NDS (4)	6 <sup>th</sup>	1	at Springfield	Nick Additon
19.	Eric Hosmer	September 12, 2010	NDS (4)	8 <sup>th</sup>	1	at Springfield	Scott Gorgen
20.	Anthony Seratelli	September 13, 2010	NDS (5)	7 <sup>th</sup>	0	Springfield	Thomas Eager
21.	Manny Piña	September 15, 2010	TLCS (1)	2 <sup>nd</sup>	1	Midland	Graham Godfrey
22.	Anthony Seratelli	September 15, 2010	TLCS (1)	4 <sup>th</sup>	1	Midland	Graham Godfrey
23.	Anthony Seratelli	September 15, 2010	TLCS (1)	7 <sup>th</sup>	1	Midland	Paul Smyth
24.	Clint Robinson	September 15, 2010	TLCS (1)	8 <sup>th</sup>	0	Midland	Lance Sewell
25.	Eric Hosmer	September 17, 2010	TLCS (3)	8 <sup>th</sup>	1	at Midland	Mickey Storey
26.	Tim Smith	September 10, 2011	NDS (4)	4 <sup>th</sup>	0	Arkansas	Eddie McKiernan
27.	Adalberto Mondesi	September 9, 2015	NDS (1)	8 <sup>th</sup>	1	Arkansas	Danny Reynolds
28.	Bubba Starling	September 11, 2015	NDS (3)	4 <sup>th</sup>	1	at Arkansas	Chris Ellis
29.	Jorge Bonifacio	September 16, 2015	TLCS (2)	6 <sup>th</sup>	2	at Midland	Chris Jensen
30.	Corey Toups	September 7, 2016	NDS (1)	6 <sup>th</sup>	0	at Springfield	Robby Rowland
31.	Corey Toups	September 7, 2016	NDS (1)	8 <sup>th</sup>	1	at Springfield	Ronnie Shaban
32.	Corey Toups	September 8, 2016	NDS (2)	1 <sup>st</sup>	0	at Springfield	Juan Carlos Sulbaran
33.	Ryan O'Hearn	September 8, 2016	NDS (2)	3 <sup>rd</sup>	0	at Springfield	Juan Carlos Sulbaran
34.	Samir Dueñez	September 8, 2016	NDS (2)	3 <sup>rd</sup>	0	at Springfield	Juan Carlos Sulbaran
35.	Mauricio Ramos	September 8, 2016	NDS (2)	6 <sup>th</sup>	0	at Springfield	Kevin Herget
36.	Ryan O'Hearn	September 8, 2016	NDS (2)	6 <sup>th</sup>	0	at Springfield	Chandler Hawkins
37.	Samir Dueñez	September 9, 2016	NDS (3)	2 <sup>nd</sup>	0	Springfield	Matt Pearce
38.	Corey Toups	September 9, 2016	NDS (3)	5 <sup>th</sup>	0	Springfield	Matt Pearce
39.	Ryan O'Hearn	September 10, 2016	NDS (4)	4 <sup>th</sup>	0	Springfield	Austin Gomber
40.	Samir Dueñez	September 13, 2016	TLCS (1)	2 <sup>nd</sup>	0	Midland	Joel Seddon
41.	Nick Dini	September 7, 2017	NDS (2)	4 <sup>th</sup>	1	Tulsa	Scott Barlow
42.	Ryan O'Hearn	September 9, 2017	NDS (4)	6 <sup>th</sup>	2	Tulsa	Andrew Sopko
43.	Brewer Hicklen	September 21, 2021	AACCS (1)	7 <sup>th</sup>	0	Wichita	Erik Manoah Jr.
44.	Brewer Hicklen	September 24, 2021	AACCS (3)	4 <sup>th</sup>	3	at Wichita	Austin Schulfer

# OPPONENT HOME RUNS BREAKDOWN

TEAM	WALK-OFF	GRAND SLAMS	INSIDE-THE-PARK	LEADOFF	PINCH-HT
Amarillo	1	-	-	-	-
Arkansas	2	7	-	7	-
Corpus Christi	-	3	-	-	3
Frisco	1	4	-	5	-
Midland	2	8	-	1	-
San Antonio	5	3	-	2	-
Springfield	9	10	-	4	2
Tulsa	4	9	-	2	1
Wichita	-	1	-	1	-
	24	44	0	22	6

ABOUT THE  
NATURALS

2022 NWA  
NATURALS

2021 SEASON  
IN REVIEW

CLUB  
HISTORY

NATURALS  
RECORDS

LEAGUE  
OPPONENTS

GENERAL  
INFORMATION

## WALK-OFF HOME RUNS

No.	Date	Batter	Pitcher	Opponent	Inning	On	Final
1.	June 11, 2009	Jordan Parraz	David Herndon	Arkansas	8 <sup>th</sup>	0	2-1
2.	June 27, 2009	Jeff Bianchi	Marco Albano	Arkansas	10 <sup>th</sup>	0	4-3
3.	August 17, 2009	Vance Wilson	Thomas Diamond	Frisco	9 <sup>th</sup>	0	2-1
4.	April 9, 2011	Mario Lisson	Josh Spence	San Antonio	9 <sup>th</sup>	0	6-5
5.	July 23, 2013*	Brian Fletcher	Nick Maronde	Arkansas	11 <sup>th</sup>	2	10-8
6.	August 16, 2013	Cheslor Cuthbert	Matt Lollis	San Antonio	12 <sup>th</sup>	0	2-1
7.	April 22, 2014	Mark Threlkeld	Ronnie Shaban	Springfield	9 <sup>th</sup>	0	3-2
8.	May 11, 2014	Orlando Calixte	Dean Kiekhefer	Springfield	9 <sup>th</sup>	0	9-8
9.	May 17, 2014	Orlando Calixte	Nelson Gonzales	Tulsa	9 <sup>th</sup>	0	2-1
10.	May 17, 2015	Hunter Dozier	Iden Nazario	Springfield	9 <sup>th</sup>	0	3-2
11.	May 15, 2018	Nick Dini	Matt Festa	Arkansas	9 <sup>th</sup>	1	4-2
12.	April 7, 2019	Kort Peterson	Joe Fasola	Springfield	9 <sup>th</sup>	1	6-5
13.	April 20, 2019	Gabriel Cancel	Kodi Whitley	Springfield	10 <sup>th</sup>	1	5-3

\*Game was suspended on July 23, HR hit on July 24

## NATURALS WALK-OFF HOME RUNS BY THE NUMBERS

### By Year:

3 walk-off home runs (2):	2009, 2014
2 walk off home runs (2):	2013, 2019
1 walk-off home run (3):	2011, 2015, 2018
None (6):	2008, 2010, 2012, 2016, 2017, 2021

## NATURALS WALK-OFF WINS

Season	Walk-Off Wins	Walk-Off Losses	Notes
2008	4	5	
2009	11	4	1 Playoff Win
2010	6	8	
2011	7	7	2 Playoff Losses
2012	10	7	
2013	3	7	
2014	5	5	
2015	6	6	1 Playoff Win
2016	4	11	1 Playoff Win
2017	8	3	
2018	8	6	
2019	10	11	
2020	N/A	N/A	
2021	2	2	
	84	82	

## NATURALS WALK-OFF WINS BY THE NUMBERS

### By Year:

11 walk-offs (1):	2009
10 walk-offs (2):	2012, 2019
8 walk-offs (2):	2017, 2018
7 walk-offs (1):	2011
6 walk-offs (2):	2010, 2015
5 walk-offs (1):	2014
4 walk-offs (2):	2008, 2016
3 walk-offs (1):	2013
2 walk offs (1):	2021

### By Type:

Singles (50):	Last: 9/3/21
Doubles (6):	Last: 8/16/19
Triples (1):	8/1/15
Home Runs (13):	Last: 4/20/19
Sacrifice Bunts (1):	9/10/16
Sacrifice Flies (5):	Last: 7/14/17
Errors (4):	Last: 5/12/18
Fielders' Choices (1):	8/2/09
Wild Pitches (3):	Last: 9/2/18

# NATURALS WALK-OFF WINS LOG

No.	Date	Opponent	Score	Outs	How	Batter	Pitcher	Winning Run
1.	4/27/08	vs. Arkansas	6-5 (13)	0	Single (LF)	Juan Richardson	Jeff Kennard	Adam Donachie
2.	5/6/08	vs. Tulsa	5-4 (9)	2	Single (RF)	Jose Duarte	Ryan Mattheus	Irving Falu
3.	6/22/08	vs. Arkansas	2-1 (11)	0	Single (CF)	Marc Maddox	Daniel Davidson	Osvaldo Suero
4.	7/16/08	vs. Arkansas	4-3 (13)	1	Single (LF)	Juan Richardson	Francisco Rodriguez	Marc Maddox
5.	4/16/09	vs. San Antonio	5-4 (9)	0	Single (LF)	Joe Dickerson	Chris Britton	Jose Duarte
6.	4/29/09	vs. Springfield	9-8 (12)	1	E1	Chris McConnell	Elvis Hernandez	Brian McFall
7.	5/4/09	vs. Arkansas (G2)	5-4 (13)	2	Single (LF)	Cory Smith	Bryan Rembisz	Jose Duarte
8.	6/11/09	vs. Arkansas (G1)	2-1 (8)	0	Solo HR (CF)	Jordan Parraz	David Herndon	Jordan Parraz
9.	6/27/09	vs. Arkansas	4-3 (10)	2	Solo HR (LCF)	Jeff Bianchi	Marco Albano	Jeff Bianchi
10.	7/11/09	vs. San Antonio	11-10 (9)	1	Single (CF)	Cody Clark	Evan Scribner	Jose Duarte
11.	8/2/09	vs. Springfield	5-4 (9)	1	5 FC	Vance Wilson	C.J. Fick	David Lough
12.	8/17/09	vs. Frisco	2-1 (9)	1	Solo HR (LCF)	Vance Wilson	Thomas Diamond	Vance Wilson
13.	8/26/09	vs. Springfield	8-7 (9)	1	Single (RF)	Jeff Howell	C.J. Fick	Ed Lucas
14.	8/30/09	vs. Tulsa	2-1 (12)	2	Single (CF)	Corey Smith	Andrew Johnston	Jeff Bianchi
15.	9/11/09	vs. <b>Springfield</b>	2-1 (9)	2	<b>ES</b>	<b>Kurt Mertins</b>	<b>C.J. Fick</b>	<b>Jose Duarte</b>
16.	5/4/10	vs. Springfield	7-6 (11)	1	Single (CF)	Clint Robinson	Matt Meyer	Derrick Robinson
17.	6/18/10	vs. Springfield	8-7 (10)	2	Single (LF)	Clint Robinson	Blake King	Johnny Givatoletta
18.	6/22/10	vs. Tulsa	5-4 (13)	2	Single (LF)	Johnny Givatoletta	Stu Pomeranz	Anthony Seratelli
19.	7/11/10	vs. San Antonio	6-5 (9)	2	Sac Fly (F8)	Derrick Robinson	Brandon Gomes	Tim Smith
20.	8/4/10	vs. Tulsa	3-2 (9)	1	E3	Anthony Seratelli	Rex Brothers	Paulo Orlando
21.	9/5/10	vs. Tulsa	4-3 (9)	0	Double (RF)	Eric Hosmer	Chris Malone	Johnny Givatoletta
22.	4/8/11	vs. San Antonio	5-4 (11)	1	Single (RF)	Nick Van Stratten	Colt Hynes	Anthony Seratelli
23.	4/9/11	vs. San Antonio	6-5 (9)	0	Solo HR (LCF)	Mario Lissou	Josh Spence	Mario Lissou
24.	4/10/11	vs. Corpus Christi	3-2 (14)	1	Single (CF)	Wil Myers	David Berner	Nick Van Stratten
25.	6/6/11	vs. Midland	4-3 (11)	1	Single (CF)	Tim Smith	Neil Wagner	Christian Colon
26.	6/12/11	vs. Tulsa	7-6 (12)	1	Sac Fly (F9)	Kurt Mertins	Keith Weiser	Anthony Seratelli
27.	7/5/11	vs. Corpus Christi	7-6 (9)	2	Single (CF)	Salvador Perez	Henry Villar	Nick Francis
28.	7/14/11	vs. Springfield	7-6 (9)	1	Single (RF)	Jamie Romak	Jorge Rondon	Mario Lissou
29.	4/24/12	vs. Springfield	7-6 (13)	2	Single (CF)	Christian Colon	Sam Freeman	Carlo Testa
30.	6/7/12	vs. Arkansas	6-5 (10)	2	Single (3B)	Yem Prades	Ryan Chaffee	Paulo Orlando
31.	6/8/12	vs. Arkansas	5-4 (10)	2	Single (P)	Eric Duncan	Daniel Tillman	Ray Navarro
32.	6/18/12	vs. Tulsa	6-5 (10)	2	Single (RF)	Julio Rodriguez	Cory Riordan	Carlo Testa
33.	6/19/12	vs. Tulsa	5-4 (11)	2	Single (CF)	Yem Prades	Zach Simons	Sharon Schoop
34.	6/25/12	vs. Arkansas	3-2 (9)	2	Single (LF)	Alex McClure	Andrew Taylor	Carlo Testa
35.	7/10/12	vs. San Antonio	8-7 (9)	2	2-Run SF (9), E9	John Whittleman	Mike Broadway	Yem Prades
36.	8/8/12	vs. Midland	5-4 (9)	2	Single (CF)	Manny Pina	Brett Hunter	Whit Merrifield
37.	8/22/12	vs. Springfield	9-8 (9)	0	Single (CF)	Whit Merrifield	Erick Fornataro	Michael Liberto
38.	8/24/12	vs. Springfield	3-2 (14)	2	Single Pitch	Yem Prades	Michael Blazek	Michael Liberto
39.	7/21/13	vs. Springfield	5-4 (9)	1	Wild Pitch	Brian Fletcher	Angel Franco	Deryk Hooker
40.	7/23/13	vs. Arkansas	10-8 (11)	2	2-Run HR (RF)	Brian Fletcher	Brett Elbner	Nick Maronde
41.	8/16/13	vs. San Antonio	2-1 (12)	0	Solo HR (CF)	Cheslor Cuthbert	Cheslor Cuthbert	Matt Lollis
42.	4/22/14	vs. Springfield	3-2 (9)	2	Solo HR (LF)	Mark Threlkeld	Mark Threlkeld	Ronnie Shaban
43.	5/11/14	vs. Springfield	9-8 (9)	1	Solo HR (LF)	Orlando Calixte	Orlando Calixte	Dean Kiehefer
44.	5/17/14	vs. Tulsa	2-1 (9)	0	Solo HR (LF)	Orlando Calixte	Orlando Calixte	Nelson Gonzalez
45.	7/2/14	vs. Midland	6-5 (9)	2	Single (LF)	Lane Adams	Angel Franco	Marcus Walden
46.	8/9/14	vs. San Antonio	4-3 (9)	1	Single (CF)	Micah Gibbs	Orlando Calixte	Leonel Campos
47.	4/28/15	vs. Springfield	6-5 (9)	1	Single (CF)	Mike Bianucci	Bubba Starling	Corey Baker
48.	5/17/15	vs. Springfield	3-2 (10)	1	Solo HR (LF)	Hunter Dozier	Hunter Dozier	Iden Nazario
49.	5/18/15	vs. Arkansas	3-2 (10)	1	Bunt Single	Angel Franco	Terrance Gore	Nick Brady
50.	6/27/15	vs. Tulsa	2-1 (11)	2	Single (RF)	Lane Adams	Jorge Bonifacio	Ralston Cash
51.	8/1/15	vs. Springfield	6-5 (9)	1	2-Run Triple (CF)	Parker Morin	Kenny Diekroeger	Chris Perry
52.	9/9/15	vs. <b>Arkansas</b>	4-3 (9)	2	<b>Single (LF)</b>	<b>Parker Morin</b>	<b>Bubba Starling</b>	<b>Chris O'Grady</b>
53.	8/2/16	vs. Arkansas	8-7 (13)	1	Single (CF)	Corey Toups	Humberto Artega	Edward Paredes
54.	8/31/16	vs. Tulsa	5-4 (11)	1	Single (CF)	Frank Schwindel	Alfredo Escalera	Joe Broussard
55.	9/4/16	vs. Arkansas	2-1 (10)	1	Single (CF)	Mauricio Ramos	Logan Moon	Eduardo Paredes
56.	9/10/16	vs. <b>Springfield</b>	3-2 (10)	1	<b>Sac Bunt</b>	<b>Cam Gallagher</b>	<b>Ryan O'Hearn</b>	<b>Josh Lucas</b>
57.	4/22/17	vs. Tulsa (G1)	3-2 (7)	2	4-3 Groundout	Samir Duenes	Logan Moon	Edward Paredes
58.	4/27/17	vs. Springfield	4-3 (11)	2	Wild Pitch	Jack Lopez	Ruben Sosa	Blake McKnight
59.	5/8/17	vs. Arkansas	3-2 (9)	2	Single (CF)	Allan de San Miguel	Mauricio Ramos	Peter Tago
60.	5/26/17	vs. Midland	11-10 (9)	0	2-Run Double (RF)	Donnie Dewees	Alfredo Escalera	Carlos Navas
61.	6/7/17	vs. Springfield (G2)	5-4 (7)	2	Single (2B)	Alfredo Escalera	Donnie Dewees	Pedro Echemendia
62.	6/30/17	vs. Corpus Christi	8-7 (9)	2	Sac Fly (F8)	Nick Dini	Donnie Dewees	Ryan Thompson
63.	7/14/17	vs. Tulsa	2-1 (12)	2	Sac Fly (F9)	Samir Duenes	Cody Jones	Chris Cottton
64.	7/23/17	vs. Tulsa	8-7 (9)	2	Double (LF)	Anderson Miller	Nick Dini	Blake Gailen
65.	4/5/18	vs. Corpus Christi	5-4 (9)	2	Single (RF)	Eliel Hernandez	Nicky Lopez	Riley Ferrell
66.	5/12/18	vs. Tulsa	10-9 (9)	2	ES	Brandon Downes	Eliel Hernandez	Dylan Baker
67.	5/15/18	vs. Arkansas	4-2 (10)	2	2-Run HR (LF)	Nick Dini	Anderson Miller	Mattthew Festa
68.	5/23/18	vs. Frisco	7-6 (10)	0	Double (RCF)	Nicky Lopez	Erick Mejia	Adam Parks
69.	6/17/18	vs. Arkansas	4-3 (9)	2	Single (LF)	Erick Mejia	Nate Esposito	Bryan Bonnell
70.	6/30/18	vs. San Antonio	4-3 (9)	0	Single (CF)	Alex Liddi	Kelvin Gutierrez	Erick Yardley
71.	8/5/18	vs. Springfield	5-4 (9)	2	Single (RF)	Kelvin Gutierrez	Erick Mejia	Hector Mendoza
72.	9/2/18	vs. Arkansas	4-3 (10)	1	Wild Pitch	Nick Heath	Samir Duenes	Matt Tenuta
73.	4/6/19	vs. Springfield	5-4 (11)	0	Single (RF)	Taylor Featherston	Xavier Fernandez	Jacob Patterson
74.	4/7/19	vs. Springfield	6-5 (9)	0	2-Run HR (RF)	Kort Peterson	Kort Peterson	John Fasola
75.	4/20/19	vs. Springfield	5-3 (10)	1	Solo HR (LF)	Gabriel Cancel	Travis Jones	Kodi Whitley
76.	5/6/19	vs. Midland	3-2 (9)	2	Double (RF)	Emmanuel Rivera	Gabriel Cancel	Zack Erwin
77.	5/28/19	vs. Arkansas	5-4 (9)	0	2-Run Single (RF)	Meibrys Viloria	Travis Jones	Zac Grotz
78.	7/2/19	vs. Arkansas	9-8 (12)	2	Single (RF)	Khalil Lee	Angelo Castellano	Matt Tenuta
79.	8/9/19	vs. Tulsa	4-3 (7)	1	Single (LF)	Nate Esposito	Jordan George	Jordan Sheffield
80.	8/11/19	vs. Tulsa	3-2 (9)	0	Single (LF)	Freddy Fermin	Kevin Merrell	Luis Vasquez
81.	8/16/19	vs. Tulsa	3-2 (10)	0	Double (CF)	Jordan George	Blake Perkins	Yordy Cabrera
82.	8/18/19	vs. Tulsa	9-8 (10)	1	Single (LF)	Emmanuel Rivera	Gabriel Cancel	Nolan Long
83.	9/2/21	vs. Corpus Christi	4-3 (12)	1	Single (RF)	Clay Dungan	Blake Perkins	Michael Horrell
84.	9/3/21	vs. Corpus Christi	7-6 (10)	0	Single (LF)	Jimmy Govern	Brewer Hicklen	Felipe Tejada

**Bold Italics Indicates Postseason Game**

ABOUT THE  
NATURALS

2022 NWA  
NATURALS

2021 SEASON  
IN REVIEW

CLUB  
HISTORY

NATURALS  
RECORDS

LEAGUE  
OPPONENTS

GENERAL  
INFORMATION



# INDIVIDUAL PITCHING PERFORMANCES

## NATURALS 10-GAME WINNERS (PITCHING)

PITCHER	RECORD	WIN PCT.	SEASON
Everett Teaford, LHP	14-3	.824	2010
Will Smith, LHP	13-9	.591	2011
Foster Griffin, LHP	11-5	.686	2017
Emilio Ogando	11-7	.611	2018
Dan Cortes, RHP	10-4	.714	2008
Jonathan Dziedzic	10-6	.625	2015
Anthony Lerew, RHP	10-6	.625	2009
Blake Johnson, RHP	10-9	.526	2008
Andy Ferguson, RHP	11-10	.524	2014
Emilio Ogando, LHP	10-10	.500	2017
Foster Griffin	10-12	.454	2018

## LONGEST OUTINGS WITHOUT A STRIKEOUT

INNINGS	PITCHER	RUNS	DATE	OPPONENT
6.0	Foster Griffin (W)	3	August 24, 2018	vs. Springfield
6.0	Scott Blewett (W)	5	May 17, 2018	vs. Arkansas
6.0	Corey Ray	5	June 3, 2017	@ Midland
6.0	Ashton Goudeau (L)	2	July 26, 2016	@ Arkansas
6.0	Sugar Ray Marimon (L)	4	August 29, 2012	@ Arkansas
6.0	Rowdy Hardy	3	August 10, 2009	@ Arkansas
6.0	Matthew Kniginyzky	1	April 19, 2009	vs. Corpus Christi
6.0	Rowdy Hardy	4	April 27, 2008	vs. Arkansas
5.2	J.C. Cloney	7	July 19, 2019	@ Amarillo
5.2	Jonathan Dziedzic	3	April 28, 2015	vs. Springfield
5.1	Noel Arguelles	3	April 15, 2013	@ Frisco
5.0	Emilio Ogando (L)	4	August 3, 2017	@ Springfield
5.0	Yender Caramo	1	May 17, 2016	vs. Arkansas
5.0	Miguel Almonte	1	June 7, 2015	@ San Antonio
5.0	Jonathan Dziedzic	4	June 6, 2015	@ San Antonio
5.0	Noel Arguelles	1	May 12, 2012	vs. Springfield
5.0	John Lamb	5	August 8, 2010	vs. Arkansas
5.0	Aaron Crow (L)	7	May 9, 2010	@ Tulsa
5.0	Blake Johnson (W)	0	July 12, 2009	vs. Corpus Christi
5.0	Matthew Kniginyzky (L)	5	May 21, 2009	vs. Tulsa
5.0	Dan Cortes	3	May 12, 2009	@ Tulsa

## MOST EFFICIENT STARTS

### FEWEST PITCHES/INNING (MIN. 70 PITCHES)

PLAYER	DATE	OPP	IP	H	R	SO	TBF	NP	S	%S	P/IP
Corey Ray (W)	June 8, 2017	vs. Springfield	9.0	4	0	4	31	88	60	68.18%	9.78
Aaron Crow (W)	April 29, 2010	@ Springfield	8.0	6	2	6	29	79	55	69.62%	9.88
Cody Reed (W)	July 21, 2015	vs. Tulsa	7.0	2	0	7	24	71	53	74.65%	10.14
J.C. Cloney	August 16, 2019	vs. Tulsa	7.0	1	0	5	22	72	50	69.44%	10.29
Emilio Ogando (W)	September 3, 2017	@ Arkansas	7.0	4	2	3	24	73	49	67.12%	10.43
Scott Blewett (W)	August 10, 2018	vs. Frisco	9.0	8	1	3	33	96	67	69.79%	10.67
Aaron Brooks (W)	July 24, 2013	vs. Arkansas	9.0	4	0	5	31	96	71	73.96%	10.67
Will Smith (W)	May 15, 2011	@ Springfield	7.0	4	0	1	26	75	47	62.67%	10.71
BuddyBaumann(W)	June 16, 2011	vs. Springfield	7.0	4	0	7	25	75	58	77.33%	10.71
Edgar Osuna (W)	May 24, 2010	vs. Arkansas	8.0	6	3	5	31	86	57	66.28%	10.75

### FEWEST PITCHES/BATTER FACED (MIN. 70 PITCHES)

PLAYER	DATE	OPP	IP	H	R	SO	TBF	NP	S	%S	P/BF
Edgar Osuna (L)	May 30, 2010	@ Midland	6.0	9	5	3	27	70	53	75.71%	2.59
Foster Griffin (L)	May 25, 2018	vs. Midland	7.0	16	9	6	35	94	69	73.40%	2.69
MatthewKniginyzky(L)	May 15, 2009	vs. Springfield	6.0	6	5	4	27	73	51	69.86%	2.70
Aaron Crow (W)	April 29, 2010	@ Springfield	8.0	6	2	6	29	79	55	69.62%	2.72
Edgar Osuna (W)	April 17, 2011	@ Corpus Christi	6.2	10	6	4	30	82	64	78.05%	2.73
Rowdy Hardy (L)	April 17, 2008	@ Arkansas	5.1	11	6	3	26	71	50	70.42%	2.73
Edgar Osuna (W)	May 24, 2010	vs. Arkansas	8.0	6	3	5	31	86	57	66.28%	2.77
Rowdy Hardy	May 18, 2008	@ Arkansas	6.0	7	2	3	27	75	47	62.67%	2.78
Blake Johnson	September 4, 2009	@ Arkansas	6.1	11	2	3	29	81	59	72.84%	2.79
Julio Pimentel (L)	May 17, 2008	@ Arkansas	7.2	9	6	4	33	93	65	69.89%	2.82
Anthony Lerew (L)	May 4, 2009	vs. Arkansas	5.2	12	5	1	28	79	52	65.82%	2.82

# INDIVIDUAL PITCHING PERFORMANCES (CONT.)

## NINE-INNING COMPLETE GAME SHUTOUTS

No.	Player	Date	Opponent	IP	H	R	SO	NP	STRIKE %
1.	Brooks Pounders	June 27, 2013	vs. Midland	9.0	0	0	6	98	71.43%
2.	Aaron Brooks	July 24, 2013	vs. Arkansas	9.0	4	0	5	96	73.96%
3.	Andy Ferguson	July 19, 2014	@ Springfield	9.0	4	0	4	101	66.34%
4.	Corey Ray	June 8, 2017	vs. Springfield	9.0	4	0	4	88	68.18%

## COMPLETE GAME SHUTOUTS

No.	Player	Date	Opponent	IP	H	R	SO	NP	STRIKE %
1.	Anthony Lerew	June 12, 2009	vs. Arkansas	7.0	3	0	5	91	61.54%
2.	Danny Duffy	September 2, 2010	vs. Arkansas	5.0	3	0	5	78	55.88%
3.	Will Smith	May 15, 2011	@ Springfield	7.0	4	0	1	75	55.88%
4.	Jonathan Heasley	August 14, 2021	vs. Frisco	7.0	5	0	5	80	67.50%
5.	Drew Parrish	August 27, 2021	vs. Springfield	7.0	2	0	7	91	69.23%

## NINE-INNING COMPLETE GAMES

No.	Player	Date	Opponent	IP	H	R	SO	NP	STRIKE %
1.	Andy Ferguson	August 9, 2014	vs. San Antonio	9.0	6	3	6	116	66.38%
2.	Scott Blewett	August 10, 2018	vs. Frisco	9.0	8	1	3	96	69.79%

## COMPLETE GAMES

No.	Player	Date	Opponent	IP	H	R	SO	NP	STRIKE %
1.	Everett Teaford (L)	July 29, 2009	@ Tulsa	6.0	4	2	2	90	62.22%
2.	Mario Santiago (L)	April 16, 2010	@ San Antonio	6.2	3	2	4	92	58.70%
3.	Chris Dwyer (L)	April 26, 2011	@ Springfield	6.0	3	3	4	97	60.82%
4.	Chris Dwyer (L)	June 10, 2011	@ Arkansas	6.0	7	4	4	102	55.88%
5.	Will Smith (L)	August 25, 2011	@ Springfield	8.0	7	1	5	101	67.33%
6.	Sugar Ray Marimon (L)	May 26, 2013	@ San Antonio	6.0	6	1	6	86	59.30%
7.	Sugar Ray Marimon	June 13, 2013	vs. Springfield	7.0	5	1	8	97	72.16%
8.	Jonathan Dziedzic	June 12, 2015	@ Tulsa	7.0	7	4	1	96	68.75%
9.	Ofreidy Gomez (L)	August 2, 2019	@ Tulsa	8.0	6	3	9	102	58.82%
10.	Brady Singer	August 31, 2019	vs. Frisco	7.0	6	1	6	105	71.43%
11.	Austin Cox	August 4, 2021	@ Arkansas	7.0	4	1	6	93	69.89%

All pitchers earned win in game unless indicated with (L) to signify they took a loss

## NATURALS PITCHERS WITH 10-PLUS STRIKEOUT PERFORMANCES

STRIKEOUTS	PITCHER	DATE	OPPONENT
13	Danny Duffy	July 17, 2013	@ Tulsa
12	Josh Staumont	September 4, 2016	vs. Arkansas
	Kyle Zimmer	July 25, 2013	@ Springfield
11	Alec Marsh	May 14, 2021	vs. Tulsa
	Alec Mills	June 13, 2016	@ Arkansas
	Jason Adam	May 30, 2013	vs. Corpus Christi
	Jake Odorizzi	May 5, 2012	vs. Tulsa
	Jake Odorizzi	April 23, 2012	vs. Springfield
10	Jonathan Bowlan	May 5, 2021	@ Arkansas
	Foster Griffin	July 1, 2018	vs. Corpus Christi
	Josh Staumont	August 26, 2016	@ Springfield
	Eric Skoglund	August 12, 2016	@ San Antonio
	Josh Staumont	July 22, 2016	vs. Springfield
	Jason Adam	June 19, 2014	vs. Tulsa
	Tim Melville	May 13, 2014	@ Arkansas
	Yordano Ventura	May 6, 2013	vs. Arkansas
	Yordano Ventura	April 30, 2013	vs. Springfield
	Will Smith	August 20, 2011	vs. Arkansas
	Chris Dwyer	August 5, 2011	vs. Arkansas
	Dan Cortes	June 18, 2008	vs. Tulsa

ABOUT THE  
NATURALS

2022 NWA  
NATURALS

2021 SEASON  
IN REVIEW

CLUB  
HISTORY

NATURALS  
RECORDS

LEAGUE  
OPPONENTS

GENERAL  
INFORMATION

## NATURALS NO-HITTERS

## Brooks Pounders

June 27, 2013 vs. Midland  
Northwest Arkansas 11, Midland 0



The 2013 season had been one of ups and downs for the 22-year-old Brooks Pounders; but on a Thursday night in June, it was the pinnacle of his campaign.

Pounders became the first hurler in Nationals history to throw a

complete-game no-hitter against the Midland Rockhounds.

The 6-foot-4, right-hander fanned six Midland batters and allowed just two baserunners - Connor Crumbliss reached on a Matt Field's error in the fifth and Taylor Ladendorf hit by a pitch in the fifth.

Pounders threw a season-high 98 pitches with 70 crossing for strikes.

Midland	AB	R	H	RBI	BB	SO	AVG
Crumbliss lf	4	0	0	0	0	0	.282
Myers cf	4	0	0	0	0	1	.273
Aliotti 1b	3	0	0	0	0	1	.352
Goebbert dh	3	0	0	0	0	0	.284
Coleman 3b	3	0	0	0	2	2	.780
Oberacker rf	3	0	0	0	0	1	.237
Ladendorf 2b	2	0	0	0	0	1	.283
Freitas c	3	0	0	0	0	0	.226
Taylor c	0	0	0	0	0	0	.211
Perez, D ss	3	0	0	0	0	0	.249
Totals	28	0	0	0	0	6	

NW Arkansas	AB	R	H	RBI	BB	SO	AVG
Eibner cf	5	2	3	1	0	0	.226
Calixte ss	4	2	3	2	0	0	.265
Fletcher dh	5	1	1	4	0	1	.268
Fields 1b	4	1	1	0	1	2	.244
Cuthbert 3b	4	0	1	0	0	1	.200
Navarro 2b	4	1	2	0	0	0	.279
Prades rf	3	1	0	0	1	0	.185
Merrifield lf	4	2	3	3	0	0	.216
Graterol c	4	1	2	1	0	0	.253
Totals	37	11	16	11	2	4	

**2B:** Merrifield (7, off Daley). **HR:** Fletcher (6, 1st inning off Leon, 2 on, 0 out), Calixte (4, 6th inning off Leon, 0 on, 0 out). **RBI:** Fletcher (4), Calixte (2), Eibner (19), Merrifield (3), Graterol (7). **DP:** Midland 2.

**LOB:** Midland, 2; Northwest Arkansas 5. **CS:** Navarro (4, 2nd base by Leon/Freitas). **E:** Fields (7).

Midland	IP	H	R	ER	BB	SO	HR
Leon (4-5)	6.2	11	5	5	0	3	2
Hunter	0.2	1	3	3	2	0	0
Daley	0.2	4	3	3	0	1	0
Totals	8.0	16	11	11	2	4	2

NW Arkansas	IP	H	R	ER	BB	SO	HR
Pounders (3-4)	9.0	0	0	0	0	6	0

**WP:** Daley. **HBP:** Ladendorf (by Pounders), Calixte (by Hunter). **Pitches-strikes:** Daley 16-12, Pounders 98-70. **GO-FO:** Pounders 10-8.

**Umpires:** Thornewell, R. Hernandez, Eggert.

**T:** 2:28.

**Att:** 3,955.

Greg Holland  
Chris Dwyer  
Brandon Lafferty  
Kendal Volz

May 10, 2012

Northwest Arkansas 2, Springfield 0

It was the second of its kind for the Nationals on May 10, 2012 with starter Greg Holland on a rehab stint setting the tone by striking out the side in the first inning.

Chris Dwyer, the scheduled starter, continued to dominate the Springfield Cardinals with 6.2 innings of no-hit baseball. Dwyer allowed just two base runners via base on balls and struck out five before handing the ball over to Brandon Lafferty to finish the eighth inning. Kendal Volz tossed a perfect ninth to cap the no-hit evening.

The Nationals scored in the first inning with Wil Myers bringing home Paulo Orlando and added the second run in the fourth frame.

Springfield	AB	R	H	RBI	BB	SO	AVG
Wong 2b	4	0	0	0	0	1	.308
Curtis 3b	3	0	0	0	1	2	.400
Taveras cf	4	0	0	0	0	2	.320
Conley rf	4	0	0	0	0	1	.258
Swager dh	3	0	0	0	0	1	.259
Shaffer lf	3	0	0	0	0	0	.263
Scruggs 1b	3	0	0	0	0	0	.184
Derba c	3	0	0	0	0	1	.203
Garcia ss	1	0	0	0	1	0	.250
Totals	28	0	0	0	2	8	

NW Arkansas	AB	R	H	RBI	BB	SO	AVG
Orlando rf	4	1	1	0	0	0	.286
Colon ss	4	0	2	0	0	1	.298
Myers cf	2	0	1	1	2	1	.342
Whittleman dh	3	0	0	0	0	1	.3
.275							
Lisson 1b	4	0	0	0	0	1	.203
Duncan 3b	4	1	1	0	0	1	.294
Navarro 2b	4	0	0	0	0	1	.190
Testa lf	3	0	0	0	0	1	.307
Rodriguez c	3	0	2	1	0	0	.214
Totals	31	2	7	2	3	9	

**RBI:** Myers (25), Rodriguez, Jul (4). **SB:** Duncan (1, 2nd base off Rosenthal/Derba), Colon (4, 2nd base off Rosenthal/Derba). **E:** Rosenthal (2); Colon, (8). **LOB:** Springfield 4; Northwest Arkansas, 8.

Springfield	IP	H	R	ER	BB	SO	HR
Rosenthal (2-4)	4.1	6	2	2	2	6	0
Thomas	1.2	0	0	0	0	2	0
Rondon	1.0	1	0	0	1	1	0
Wright, J	1.0	0	0	0	0	0	0
Totals	8.0	7	2	2	3	9	0

NW Arkansas	IP	H	R	ER	BB	SO	HR
Holland, G	1.0	0	0	0	0	3	0
Dwyer (2-4)	6.2	0	0	0	2	5	0
Lafferty	0.1	0	0	0	0	0	0
Volz (5-4)	1.0	0	0	0	0	0	0
Totals	9.0	0	0	0	2	8	0

**WP:** Rosenthal. **Balk:** Rondon. **HBP:** Garcia, (by Dwyer).

**Pitches-strikes:** Holland, G 14-11, Dwyer 103-60, Lafferty 3-2, Volz 8-6.

**GO-FO:** Dwyer 9-5, Lafferty 0-1, Volz 2-0.

**Umpires:** Hoberg, Stanzak, Benham.

**T:** 2:45.

**Att:** 3,964.

## Will Smith

## Kelvin Herrera

July 19, 2011

Northwest Arkansas 1, Arkansas 0

Billed initially as a pitcher's duel, the contest did not stray from that theme with Nationals starter Will Smith tossing seven innings of no-hit baseball against the Travelers. His



counter part, 2014 AL Rookie of the Year Matt Shoemaker, the distances scatter five hits, struck out eight and allowed the lone and decide Northwest Arkansas run.

Smith struck out the first two Travelers faced en route to retiring the first 15 batters. Smith allowed back-to-back walks to begin the sixth which set up history. Alberto Rosario grounded to third baseman Mario Lison who stepped on third, tossed to Jeff Bianchi at second and he relayed it to first to complete the inning-ending triple play. The first and only in Nationals history.

Kelvin Herrera polished off the win with a perfect eighth and ninth innings. The Nationals crossed the plate in the first inning capitalizing on two Traveler errors.



NW Arkansas	AB	R	H	RBI	BB	SO	AVG
Robinson cf	4	0	0	0	0	1	.271
Colon ss	4	1	0	0	0	0	.255
Myers rf	4	0	0	0	0	1	.267
Romak 1b	4	0	2	1	0	0	.255
Bianchi 2b	4	0	1	0	0	2	.269
Francis lf	4	0	0	0	0	1	.288
Perez c	3	0	1	0	0	1	.266
Serattelli dh	3	0	1	0	0	1	.283
Lisson 3b	3	0	0	0	0	1	.248
Totals	33	1	5	1	0	8	

Arkansas	AB	R	H	RBI	BB	SO	AVG
Pettit 1b	3	0	0	0	0	2	.211
Perez ss	3	0	0	0	0	2	.300
Jimenez 3b	3	0	0	0	0	0	.299
Lopez lf	3	0	0	0	0	1	.283
Castillo rf	3	0	0	0	0	2	.233
Cusick 2b	3	0	0	0	0	0	.292
Fuller cf	2	0	0	0	1	0	.247
Mercado dh	2	0	0	0	1	0	.274
Rosario c	3	0	0	0	0	0	.230
Totals	25	0	0	0	2	7	

**2B:** Perez, S (13, off Shoemaker), Romak (16, off Shoemaker). **RBI:** Romak (51). **LOB:** Northwest Arkansas 5. **SB:** Bianchi (10, 2nd base off Shoemaker/Rosario, A). **Triple Play:** Rosario (Lisson-Bianchi-Romak). **E:** Jimenez 2 (15), Rosario, A (2).

NW Arkansas	IP	H	R	ER	BB	SO	HR
Smith (8-7)	7.0	0	0	0	2	5	0
Herrera (5-7)	2.0	0	0	0	0	2	0

**Arkansas** IP H R ER BB SO HR  
Shoemaker (8-2) 9.0 5 1 0 0 8 0

**Pitches-strikes:** Smith 101-62, Herrera 23-16. **GO-FO:** Smith 8-6, Herrera 4-0.

**Umpires:** Schwarz, Scheurwater, Fazio.

**T:** 2:15.

**Att:** 4,112.

## INTER-DIVISION PLAY

### OVERALL RECORDS

Overall Record.....	262-347 (.430)
Home Record.....	151-157 (.490)
Road Record.....	111-190 (.369)
Extra Inning Record.....	18-27
In Shutouts.....	27-48

### INTER-DIVISION SERIES RESULTS

TEAM	HOME	ROAD	TOTAL
Amarillo	3-4	3-4	6-8
Corpus Christi	37-40	31-42	68-82
Frisco	39-39	32-45	71-84
Midland	38-36	21-51	59-87
San Antonio	34-38	24-48	58-86
<b>TOTALS</b>	<b>151-157</b>	<b>111-190</b>	<b>262-347</b>

### INTER-DIVISION ATTENDANCE RECORDS

Largest Home Crowd.....	8,773
vs. Midland, May 29, 2009	
Largest Road Crowd.....	11,876
@ Frisco, July 4, 2015	
Total Home Attendance.....	1,335,119
Total Home Dates.....	300
Avg. Home Attendance.....	4,450
Total Road Attendance.....	1,575,353
Total Road Dates.....	295
Avg. Road Attendance.....	5,340
Total Overall Attendance.....	2,910,472

### CONSECUTIVE RECORDS

Longest Winning Streak.....	8 (July 1 - 9, 2010)
Home Winning Streak.....	7 (July 1 - Aug. 18, 2010)
Road Winning Streak.....	4 (July 4 - 7, 2009)
Longest Losing Streak.....	13 (April 6 - May 24, 2014)
Home Losing Streak.....	12 (Aug. 17, 2013 - May 24, 2014)
Road Losing Streak.....	8 (Aug. 19, 2009 - April 16, 2010)
	(April 6 - May 31, 2014)

### SINGLE-GAME RECORDS

Most Runs Scored.....	16, 2x
vs. Midland, April 10, 2016	
vs. Corpus Christi, July 8, 2008	
Most Runs Allowed.....	26
@ San Antonio, April 15, 2011	
Most Runs Combined.....	31
@ San Antonio, April 15, 2011	

Most Hits.....	20
@ San Antonio, August 19, 2015	
Most Hits Allowed.....	26
@ San Antonio, April 15, 2011	
Most Hits Combined.....	36
@ Midland, April 8, 2014	

### INDIVIDUAL GAME BATTING RECORDS

Hits.....	5
Anthony Serratelli vs. Frisco, August 17, 2011	
Runs.....	4 (4x)
Emmanuel Rivera @ Amarillo, July 20, 2019	
Nick Dini @ Corpus Christi, July 6, 2017	
Kurt Mertins vs. Corpus Christi, June 1, 2009	
Kila Ka'aihue vs. Corpus Christi, July 8, 2008	
Runs Batted In.....	7 (2x)
Taylor Featherston @ Amarillo, July 20, 2019	
Lane Adams vs. Corpus Christi, August 13, 2013	
Home Runs.....	3 (3x)
Bobby Witt Jr. vs. San Antonio, May 30, 2021	
Taylor Featherston @ Amarillo, July 20, 2019	
Lane Adams vs. Corpus Christi, August 13, 2013	

### INDIVIDUAL GAME PITCHING RECORDS

Innings Pitched.....	9.0 (3x)
Scott Blewett vs. Frisco, August 10, 2018	
Andy Ferguson vs. San Antonio, August 9, 2014	
Brooks Pounders vs. Midland, June 27, 2013	
Walks.....	7 (3x)
Jason Adam @ Midland, July 5, 2013	
Chris Dwyer @ Midland, June 1, 2012	
Anthony Lerew vs. San Antonio, July 11, 2009	
Strikeouts.....	11
Jason Adam vs. Corpus Christi, May 30, 2013	

## NATURALS VS. THE NORTH DIVISION (REGULAR SEASON)

TEAM	HOME	ROAD	OVERALL
Arkansas Travelers	111-74 (.600)	90-102 (.469)	201-176 (.533)
Springfield Cardinals	127-75 (.629)	87-117 (.426)	214-192 (.527)
Tulsa Drillers	100-92 (.521)	82-108 (.432)	182-200 (.476)
Wichita Wind Surge	3-3 (.500)	7-5 (.583)	10-8 (.556)
<b>NORTH DIVISION OVERALL</b>	<b>341-244 (.583)</b>	<b>266-332 (.445)</b>	<b>607-576 (.513)</b>

ABOUT THE  
NATURALS

2022 NWA  
NATURALS

2021 SEASON  
IN REVIEW

CLUB  
HISTORY

NATURALS  
RECORDS

LEAGUE  
OPPONENTS

GENERAL  
INFORMATION

# YEAR-BY-YEAR NATURALS HITTING LEADERS

## GAMES PLAYED

2008	Duarte, Jose .....	133
	Richardson, Juan .....	133
2009	Smith, Corey.....	*140
2010	Giavotella, Johnny .....	+134
2011	Serattelli, Anthony.....	129
2012	Prades, Yem .....	118
2013	Fields, Matt .....	131
2014	Bonifacio, Jorge .....	132
2015	Dozier, Hunter .....	128
	Liddi, Alex .....	128
2016	Ramos, Mauricio .....	125
2017	Dueñez, Samir .....	132
2018	Mejia, Erick.....	*136
2019	Rivera, Emmanuel.....	*131
2021	Dungan, Clay .....	108

## BATTING AVERAGE

2008	Falu, Irving.....	.(301)
2009	Lucas, Ed.....	.(290)
2010	Robinson, Clint.....	*.(335)
2011	Serattelli, Anthony.....	.(282)
2012	Orlando, Paulo .....	.(279)
2013	Navarro, Rey .....	.(283)
2014	Cuthbert, Cheslor.....	.(276)
2015	Adams, Lane.....	.(298)
2016	Ramos, Mauricio .....	.(288)
2017	López, Jack .....	.(281)
2018	Flores, Jecksson .....	*.(314)
2019	Lee, Khalil .....	.(264)
2021	Blanco, Dairon .....	.(289)

## AT-BATS

2008	Duarte, Jose .....	528
2009	Smith, Corey.....	*550
2010	Giavotella, Johnny .....	522
2011	Colón, Christian .....	491
2012	Prades, Yem .....	495
2013	Calixte, Orlando .....	484
2014	Bonifacio, Jorge .....	505
2015	Bonifacio, Jorge .....	483
2016	Ramos, Mauricio .....	483
2017	Dueñez, Samir .....	523
2018	Mejia, Erick.....	*540
2019	Rivera, Emmanuel.....	496
2021	Dungan, Clay .....	444

## RUNS SCORED

2008	Richardson, Juan .....	90
2009	Smith, Corey.....	67
2010	Giavotella, Johnny .....	*92
2011	Serattelli, Anthony.....	91
2012	Prades, Yem .....	71
2013	Eibner, Brett .....	74
2014	Adams, Lane.....	65
2015	Dozier, Hunter .....	65
	Liddi, Alex .....	65
2016	Toups, Corey .....	61
2017	Deweese, Donnie .....	67
2018	Mejia, Erick.....	79
2019	Lee, Khalil .....	74
2021	Dungan, Clay .....	74

## HITS

2008	Richardson, Juan .....	146
2009	Smith, Corey.....	137
2010	Giavotella, Johnny .....	*168
2011	Colón, Christian .....	126
2012	Prades, Yem .....	133
2013	Navarro, Rey .....	126
2014	Bonifacio, Jorge .....	116
2015	Liddi, Alex .....	138
2016	Ramos, Mauricio .....	139
2017	Dueñez, Samir .....	132
2018	Flores, Jecksson .....	144
2019	Rivera, Emmanuel.....	128
2021	Dungan, Clay .....	*128

## TOTAL BASES

2008	Richardson, Juan .....	234
2009	Smith, Corey.....	231
2010	Robinson, Clint.....	*298
2011	Romak, Jamie .....	202
2012	Prades, Yem .....	193
2013	Fields, Matt .....	213
2014	Adams, Lane .....	173
2015	Liddi, Alex .....	228
2016	Schwindel, Frank .....	199
2017	Dueñez, Samir .....	210
2018	Flores, Jecksson .....	202
2019	Cancel, Gabriel .....	198
2021	Melendez, MJ.....	187

## DOUBLES

2008	Richardson, Juan .....	36
2009	Smith, Corey.....	29
2010	Robinson, Clint.....	*41
2011	Bianchi, Jeff .....	23
	Myers, Wil .....	23
2012	Prades, Yem .....	30
2013	Calixte, Orlando .....	25
2014	Adams, Lane.....	25
2015	Liddi, Alex .....	+39
2016	Ramos, Mauricio .....	28
2017	Deweese, Donnie .....	24
2018	Flores, Jecksson .....	31
2019	Cancel, Gabriel .....	30
2021	Melendez, MJ.....	18

## TRIPLES

2008	Suero, Ovandy .....	5
2009	Mertins, Kurt .....	8
2010	Robinson, Derrick.....	8
2011	Orlando, Paulo .....	10
2012	Testa, Carlo .....	4
2013	Eibner, Brett .....	9
2014	Bonifacio, Jorge .....	4
2015	Liddi, Alex .....	6
2016	Garcia, Carlos .....	3
2017	Deweese, Donnie .....	6
2018	Mejia, Erick.....	7
2019	Heath, Nick.....	7
2021	Blanco, Dairon .....	5



# YEAR-BY-YEAR NATURALS HITTING LEADERS

## HOME RUNS

2008	Ka'aihue, Kila.....	*26
2009	Smith, Corey.....	21
2010	Robinson, Clint.....	*29
2011	Romak, Jamie.....	23
2012	Testa, Carlo.....	15
	Whittleman, John.....	15
2013	Fields, Matt.....	*31
2014	Adams, Lane.....	11
	Calixte, Orlando.....	11
2015	Bonifacio, Jorge.....	17
2016	Schwindel, Frank.....	19
2017	Dueñez, Samir.....	17
2018	Liddi, Alex.....	23
2019	Cancel, Gabriel.....	18
2021	Melendez, MJ.....	28

## RUNS BATTED IN

2008	Richardson, Juan.....	82
2009	Smith, Corey.....	90
2010	Robinson, Clint.....	*98
2011	Romak, Jamie.....	73
2012	Testa, Carlo.....	54
2013	Fields, Matt.....	87
2014	Bonifacio, Jorge.....	51
2015	Bonifacio, Jorge.....	64
2016	Schwindel, Frank.....	66
2017	Dueñez, Samir.....	75
2018	Liddi, Alex.....	72
2019	Cancel, Gabriel.....	69
2021	Melendez, MJ.....	65

## WALKS

2008	Ka'aihue, Kila.....	80
2009	Lucas, Ed.....	53
2010	Giavotella, Johnny.....	61
2011	Seratelli, Anthony.....	75
2012	Whittleman, John.....	67
2013	Fields, Matt.....	60
2014	Bonifacio, Jorge.....	50
2015	Dozier, Hunter.....	45
2016	O'Hearn, Ryan.....	48
2017	Deweese, Donnie.....	46
2018	Mejia, Erick.....	43
2019	Lee, Khalil.....	*69
2021	Hicklen, Brewer.....	52

## STRIKEOUTS

2008	Lisson, Mario.....	105
2009	Smith, Corey.....	132
2010	Mejia, Ernesto.....	86
	Robinson, Clint.....	86
	Robinson, Derrick.....	86
2011	Seratelli, Anthony.....	92
2012	Prades, Yem.....	114
2013	Fields, Matt.....	*181
2014	Bonifacio, Jorge.....	127
2015	Dozier, Hunter.....	*151
2016	O'Hearn, Ryan.....	131
2017	Dueñez, Samir.....	116
2018	Liddi, Alex.....	123
2019	Lee, Khalil.....	154
2021	Hicklen, Brewer.....	132

## STOLEN BASES

2008	Suero, Ovandy.....	42
2009	Dyson, Jarrod.....	37
2010	Robinson, Derrick.....	*50
2011	Robinson, Derrick.....	*55
2012	Orlando, Paulo.....	21
2013	Merrifield, Whit.....	17
2014	Adams, Lane.....	38
2015	Gore, Terrance.....	39
2016	Gore, Terrance.....	*44
2017	Deweese, Donnie.....	20
2018	Mejia, Erick.....	34
2019	Lee, Khalil.....	*53
2021	Hicklen, Brewer.....	*40

## ON-BASE PERCENTAGE

2008	Ka'aihue, Kila.....	*(.463)
2009	Lucas, Ed.....	(.388)
2010	Robinson, Clint.....	(.410)
2011	Seratelli, Anthony.....	(.392)
2012	Lisson, Mario.....	(.338)
2013	Eibner, Brett.....	(.330)
2014	Adams, Lane.....	(.352)
2015	Adams, Lane.....	(.360)
2016	Toups, Corey.....	(.361)
2017	Deweese, Donnie.....	(.340)
2018	Flores, Jacksson.....	(.363)
2019	Lee, Khalil.....	(.363)
2021	Melendez, MJ.....	(.372)

## SLUGGING PERCENTAGE

2008	Ka'aihue, Kila.....	*(.624)
2009	Lucas, Ed.....	(.448)
2010	Robinson, Clint.....	*(.625)
2011	Romak, Jamie.....	(.460)
2012	Testa, Carlo.....	(.434)
2013	Fields, Matt.....	(.469)
2014	Adams, Lane.....	(.427)
2015	Liddi, Alex.....	(.474)
2016	Toups, Corey.....	(.462)
2017	Deweese, Donnie.....	(.407)
2018	Liddi, Alex.....	(.483)
2019	Cancel, Gabriel.....	(.427)
2021	Melendez, MJ.....	*(.628)

## OPS

2008	Richardson, Juan.....	(.844)
2009	Lucas, Ed.....	(.836)
2010	Robinson, Clint.....	*(1.035)
2011	Romak, Jamie.....	(.803)
2012	Testa, Carlo.....	(.754)
2013	Fields, Matt.....	(.794)
2014	Adams, Lane.....	(.779)
2015	Adams, Lane.....	(.826)
2016	Toups, Corey.....	(.822)
2017	Deweese, Donnie.....	(.748)
2018	Flores, Jacksson.....	(.804)
2019	Cancel, Gabriel.....	(.735)
2021	Melendez, MJ.....	*(.999)

\* INDICATES LEAGUE LEADER

+ INDICATES TIED FOR LEAD LEAGUE

ABOUT THE  
NATURALS

2022 NWA  
NATURALS

2021 SEASON  
IN REVIEW

CLUB  
HISTORY

NATURALS  
RECORDS

LEAGUE  
OPPONENTS

GENERAL  
INFORMATION

# YEAR-BY-YEAR NATURALS PITCHING LEADERS

## WINS

2008	Cortes, Dan .....	10
	Johnson, Blake .....	10
2009	Lerew, Anthony .....	10
2010	Teaford, Everett .....	*14
2011	Smith, Will .....	*13
2012	Dennick, Ryan .....	6
	Mariot, Michael .....	6
2013	Adam, Jason .....	8
2014	Ferguson, Andy .....	11
2015	Dziedzic, Jonathan .....	10
2016	Junis, Jakob .....	9
2017	Griffin, Foster .....	11
2018	Ogando, Emilio .....	+11
2019	Gómez, Ofreidy .....	7
	Singer, Brady .....	7
2021	Heasley, Jonathan .....	7

## LOSSES

2008	Pimentel, Julio .....	13
2009	Kniginzky, Matthew .....	10
2010	Crow, Aaron .....	7
2011	Dwyer, Chris .....	10
2012	Arguelles, Noel .....	+14
2013	Marimon, Sugar Ray .....	14
2014	Melville, Tim .....	11
2015	Binford, Christian .....	7
	Sulbaran, Juan Carlos .....	7
2016	Goudeau, Ashton .....	13
2017	Ray, Corey .....	+12
2018	Griffin, Foster .....	+12
2019	Garabito, Gerson .....	+12
2021	Woods Jr., Stephen .....	7

## EARNED RUN AVERAGE (ERA)

2008	Cortes, Dan .....	3.78
2009	Lerew, Anthony .....	4.09
2010	Paulino, Eduardo .....	4.04
2011	Smith, Will .....	3.85
2012	Mariot, Michael .....	3.40
2013	Marimon, Sugar Ray .....	4.31
2014	Ferguson, Andy .....	2.93
2015	Dziedzic, Jonathan .....	3.12
2016	Cáramo, Yender .....	*2.45
2017	Ogando, Emilio .....	3.45
2018	Blewett, Scott .....	4.79
	Ogando, Emilio .....	4.79
2019	Garabito, Gerson .....	3.77
2021	Heasley, Jonathan .....	3.33

## APPEARANCES

2008	Crist, Kyle .....	42
2009	De La Vara, Gilbert .....	35
2010	Sisk, Brandon .....	40
2011	Paulino, Eduardo .....	31
2012	Lafferty, Brendan .....	43
2013	Kec, Jon .....	45
2014	Triggs, Andrew .....	43
2015	Culver, Malcom .....	43
	Nina, Aroni .....	43
2016	Stout, Eric .....	42
2017	Hill, Tim .....	36
	Newberry, Jake .....	36
2018	Terrero, Franco .....	+44
2019	Terrero, Franco .....	43
2021	Dye, Josh .....	38

## GAMES STARTED

2008	Pimentel, Julio .....	28
2009	Lerew, Anthony .....	27
2010	Crow, Aaron .....	22
2011	Dwyer, Chris .....	27
	Smith, Will .....	27
2012	Arguelles, Noel .....	25
2013	Adam, Jason .....	26
	Marimon, Sugar Ray .....	26
2014	Melville, Tim .....	26
2015	Dziedzic, Jonathan .....	25
2016	Skoglund, Eric .....	+27
2017	Ray, Corey .....	+29
2018	Griffin, Foster .....	+26
	Griffin, Foster .....	+26
2019	Garabito, Gerson .....	26
2021	Heasley, Jonathan .....	21

## COMPLETE GAMES

2008	Wood, Blake .....	+2
2009	3 Tied (Lewrew, Teaford, Wood) .....	1
2010	Duffy, Danny .....	1
	Santiago, Mario .....	1
2011	Dwyer, Chris .....	2
	Smith, Will .....	2
2012	None .....	
2013	Marimon, Sugar Ray .....	+2
2014	Ferguson, Andy .....	+2
2015	Dziedzic, Jonathan .....	1
2016	None .....	
2017	Ray, Corey .....	1
2018	Blewett, Scott .....	1
2019	Garabito, Gerson .....	1
	Singer, Brady .....	1
2021	3 Tied (Cox, Heasley, Parrish) .....	1

## SAVES

2008	Hayes, Chris .....	12
2009	Hartssock, Aaron .....	8
	Holland, Greg .....	8
2010	Keating, Patrick .....	10
2011	Hardy, Blaine .....	8
2012	Keating, Patrick .....	9
2013	Jackson, Zach .....	19
2014	Triggs, Andrew .....	*19
2015	Culver, Malcom .....	8
2016	McCarthy, Kevin .....	11
2017	Newberry, Jake .....	15
2018	Newberry, Jake .....	12
2019	Zuber, Tyler .....	10
2021	Dye, Josh .....	9

## INNINGS PITCHED

2008	Pimentel, Julio .....	157.1
2009	Lerew, Anthony .....	152.0
2010	Crow, Aaron .....	119.1
2011	Smith, Will .....	*161.1
2012	Arguelles, Noel .....	119.1
2013	Marimon, Sugar Ray .....	148.1
2014	Ferguson, Andy .....	147.2
2015	Dziedzic, Jonathan .....	138.1
2016	Skoglund, Eric .....	*156.1
2017	Ray, Corey .....	143.0
2018	Griffin, Foster .....	*152.2
2019	Garabito, Gerson .....	141.0
2021	Heasley, Jonathan .....	105.1

# YEAR-BY-YEAR NATURALS PITCHING LEADERS

## HITS ALLOWED

2008	Hardy, Rowdy	195
2009	Lerew, Anthony	164
2010	Crow, Aaron	130
2011	Smith, Will	171
2012	Arguelles, Noel	146
2013	Marimon, Sugar Ray	159
2014	Melville, Tim	144
2015	Dziedzic, Jonathan	138
2016	Skoglund, Eric	135
2017	Ray, Corey	170
2018	Griffin, Foster	*197
2019	Garabito, Gerson	148
2021	Heasley, Jonathan	95

## RUNS ALLOWED

2008	Pimentel, Julio	103
2009	Kniginzky, Matthew	98
2010	Crow, Aaron	86
2011	Dwyer, Chris	93
2012	Arguelles, Noel	*95
2013	Adam, Jason	+98
2014	Melville, Tim	92
2015	Binford, Christian	58
2016	Skoglund, Eric	63
2017	Ray, Corey	*97
2018	Griffin, Foster	94
2019	Greene, Conner	73
2021	Adams, Derrick	52

## HOME RUNS ALLOWED

2008	Johnson, Blake	20
2009	Kniginzky, Matthew	21
2010	Crow, Aaron	13
2011	Dwyer, Chris	14
2012	Dwyer, Chris	13
2013	Marimon, Sugar Ray	*26
2014	Melville, Tim	14
2015	Sulbaran, Juan Carlos	17
2016	Skoglund, Eric	+19
2017	Ray, Corey	20
2018	Ogando, Emilio	+22
2019	Cloney, J.C.	13
	Garabito, Gerson	13
2021	Heasley, Jonathan	18

## HIT BATTERS

2008	Hardy, Rowdy	*20
2009	Kniginzky, Matthew	10
2010	Hardy, Rowdy	8
2011	Dwyer, Chris	6
	Smith, Will	6
2012	Lafferty, Brendan	6
	Marimon, Sugar Ray	6
2013	Adam, Jason	*15
2014	Selman, Sam	7
	Sulbaran, Juan Carlos	7
2015	Almonte, Miguel	+8
2016	Junis, Jakob	6
	Strahm, Matt	6
2017	Selman, Sam	7
2018	Blewett, Scott	12
2019	Gómez, Ofreidy	*14
2021	Núñez, Andrés	8

## WALKS

2008	Cortes, Dan	55
2009	Kniginzky, Matthew	57
2010	Paulino, Eduardo	63
2011	Dwyer, Chris	78
2012	Arguelles, Noel	66
2013	Adam, Jason	54
2014	Melville, Tim	68
2015	Nina, Aroni	46
2016	Skoglund, Eric	38
2017	Ray, Corey	59
2018	Ogando, Emilio	*72
2019	Garabito, Gerson	60
2021	Woods Jr, Stephen	45

## STRIKEOUTS

2008	Pimentel, Julio	115
2009	Lerew, Anthony	101
2010	Teaford, Everett	113
2011	Dwyer, Chris	126
2012	Mariot, Michael	81
2013	Adam, Jason	126
2014	Ferguson, Andy	118
2015	Dziedzic, Jonathan	93
2016	Skoglund, Eric	*134
2017	Ray, Corey	93
2018	Griffin, Foster	117
2019	Garabito, Gerson	113
2021	Heasley, Jonathan	120

## WHIP

2008	Cortes, Dan	1.35
2009	Lerew, Anthony	1.44
2010	Crow, Aaron	1.58
2011	Smith, Will	1.34
2012	Mariot, Michael	1.24
2013	Pounders, Brooks	1.28
2014	Ferguson, Andy	1.16
2015	Dziedzic, Jonathan	1.25
2016	Cáramo, Yender	1.09
2017	Ogando, Emilio	1.25
2018	Blewett, Scott	1.44
2019	Gómez, Ofreidy	1.34
2021	Heasley, Jonathan	*1.22

## OPPONENTS AVERAGE

2008	Cortes, Dan	.(241)
2009	Lerew, Anthony	.(275)
2010	Paulino, Eduardo	.(268)
2011	Dwyer, Chris	.(238)
2012	Mariot, Michael	.(258)
2013	Pounders, Brooks	.(247)
2014	Ferguson, Andy	.(237)
2015	Dziedzic, Jonathan	.(258)
2016	Skoglund, Eric	.(230)
2017	Ogando, Emilio	.(255)
2018	Ogando, Emilio	.(279)
2019	Gómez, Ofreidy	.(251)
2021	Heasley, Jonathan	.(244)

\* INDICATES LEAGUE LEADER

+ INDICATES TIED FOR LEAD LEAGUE

ABOUT THE  
NATURALS

2022 NWA  
NATURALS

2021 SEASON  
IN REVIEW

CLUB  
HISTORY

NATURALS  
RECORDS

LEAGUE  
OPPONENTS

GENERAL  
INFORMATION

# ALL-TIME LEAGUE LEADERS

## BATTING LEADERS

### GAMES PLAYED (4)

140	Smith, Corey	2009
134+	Giavotella, Johnny	2010
136	Mejia, Erick	2018
131	Rivera, Emmanuel	2019

### PLATE APPEARANCES (3)

597	Smith, Corey	2009
597	Giavotella, Johnny	2010
602	Mejia, Erick	2018

### AT BATS (2)

550	Smith, Corey	2009
540	Mejia, Erick	2018

### RUNS SCORED (1)

92	Giavotella, Johnny	2010
----	--------------------	------

### HITS (2)

168	Giavotella, Johnny	2010
128	Dungan, Clay	2021

### TOTAL BASES (1)

298	Robinson, Clint	2010
-----	-----------------	------

### DOUBLES (2)

41	Robinson, Clint	2010
39+	Liddi, Alex	2015

### TRIPLES (1)

13	Blanco, Dairon	2019
----	----------------	------

### HOME RUNS (3)

26+	Ka'aihue, Kila	2008
29	Robinson, Clint	2010
31	Fields, Matt	2013

### RUNS BATTED IN (1)

98	Robinson, Clint	2010
----	-----------------	------

### EXTRA BASE HITS (2)

75	Robinson, Clint	2010
58	Liddi, Alex	2015

### STRIKEOUTS (2)

181	Fields, Matt	2013
151	Dozier, Hunter	2015

### WALKS (1)

65	Lee, Khalil	2019
----	-------------	------

### INTENTIONAL WALKS (3)

7	Ka'aihue, Kila	2008
9	Moustakas, Mike	2010
3+	Pasquantino, Vinnie	2021

### SACRIFICES (7)

21	Colón, Christian	2011
9+	Navarro, Rey	2012
12	Mondesi, Adalberto	2015
19	Gore, Terrance	2016
7	López, Jack	2017
14	Mejia, Erick	2018
11	Castellano, Angelo	2019

### DOUBLE PLAYS

20	Ramos, Mauricio	2016
----	-----------------	------

### STOLEN BASES (5)

50	Robinson, Derrick	2010
55	Robinson, Derrick	2011
44	Gore, Terrance	2016
53	Lee, Khalil	2019
40	Hicklen, Brewer	2021

### CAUGHT STEALING (5)

16+	Suero, Ovandy	2008
17	Robinson, Derrick	2010
15	Robinson, Derrick	2011
17	Mejia, Erick	2018
13+	Blanco, Dairon	2019

### BATTING AVERAGE (2)

.335	Robinson, Clint	2010
.314	Flores, Jacksson	2018

### ON BASE PERCENTAGE (1)

.463	Ka'aihue, Kila	2008
------	----------------	------

### SLUGGING PERCENTAGE (3)

.624	Ka'aihue, Kila	2008
.625	Robinson, Clint	2010
.628	Melendez, MJ	2021

### ON BASE PLUS SLUGGING (2)

1.035	Robinson, Clint	2010
.999	Melendez, MJ	2021

## PITCHING LEADERS

### WINS (3)

14	Teaford, Everett	2010
13	Smith, Will	2011
11+	Ogando, Emilio	2018

### LOSSES (6)

14+	Arguelles, Noel	2012
14	Marimon, Sugar Ray	2013
13	Goudeau, Ashton	2016
12+	Ray, Corey	2017
12+	Griffin, Foster	2018
12+	Garabito, Gerson	2019

### SAVES (1)

19	Triggs, Andrew	2014
----	----------------	------

### WINNING PERCENTAGE (1)

.700	Heasley, Jonathan	2021
------	-------------------	------

### ERA (1)

2.45	Càramo, Yender	2016
------	----------------	------

### WHIP (1)

1.22	Heasley, Jonathan	2021
------	-------------------	------

### INNINGS PITCHED (3)

161.1	Smith, Will	2011
156.1	Skoglund, Eric	2016
152.2	Griffin, Foster	2018

### HITS ALLOWED (1)

197	Griffin, Foster	2018
-----	-----------------	------

### RUNS ALLOWED (3)

95	Arguelles, Noel	2012
98+	Adam, Jason	2013
97	Ray, Corey	2017

### HOME RUNS ALLOWED (3)

26	Marimon, Sugar Ray	2013
19+	Skoglund, Eric	2016
22+	Ogando, Emilio	2018

### STRIKEOUTS (1)

134	Skoglund, Eric	2016
-----	----------------	------

### WALKS (1)

72	Ogando, Emilio	2018
----	----------------	------

### HIT BATTERS (4)

20	Hardy, Rowdy	2008
15	Adam, Jason	2013
8+	Almonte, Miguel	2015
14	Gómez, Ofreidy	2019

### APPEARANCES (1)

44+	Terrero, Franco	2018
-----	-----------------	------

### STARTS (4)

27+	Skoglund, Eric	2016
29+	Ray, Corey	2017
26+	Griffin, Foster	2018
26+	Ogando, Emilio	2018

### COMPLETE GAMES (3)

2+	Wood, Blake	2008
2+	Marimon, Sugar Ray	2013
2+	Ferguson, Andy	2014

### SHUTOUTS (7)

2	Wood, Blake	2008
1+	Brooks, Aaron	2013
1+	Pounders, Brooks	2013
1+	Ferguson, Andy	2014
1+	Ray, Corey	2017
1+	Heasley, Jonathan	2021
1+	Parrish, Drew	2021

### PITCHES THROWN (3)

2,358	Skoglund, Eric	2016
2,392	Griffin, Foster	2018
2,450	Garabito, Gerson	2019

+ INDICATES TIED FOR LEAD LEAGUE

# ATTENDANCE & POSTPONEMENTS

	Attendance	Opponent	Date
Season .....	358,792 .....	n/a .....	2008
Single Game .....	8,998 .....	Tulsa .....	May 20, 2009
Day Game .....	8,998 .....	Tulsa .....	May 20, 2009
Night Game .....	8,924 .....	Springfield .....	August 24, 2012
T-N Doubleheader .....	7,589 .....	Springfield .....	August 28, 2009
Opening Day .....	7,820 .....	San Antonio .....	April 10, 2008
4-Game Series .....	24,638 .....	Tulsa .....	May 4 - May 8, 2012
3-Game Series .....	20,361 .....	San Antonio .....	July 3 - July 5, 2008
2-Game Series .....	11,260 .....	Springfield .....	April 30 - May 1, 2013
Memorial Day .....	4,978 .....	Frisco .....	May 26, 2008
Independence Day .....	8,683 .....	Corpus Christi .....	July 4, 2011
Labor Day .....	6,064 .....	Arkansas .....	September 4, 2017
Weekday Game (non-Opening Day or Holiday) .....	8,614 .....	Arkansas .....	May 9, 2017 (Tues.)
Saturday Night .....	7,247 .....	Midland .....	May 4, 2019
Sunday .....	8,041 .....	Tulsa .....	September 5, 2010
Road Game - High .....	11,876 .....	at Frisco .....	July 4, 2015
Road Game - Low .....	1,059 .....	at Arkansas .....	September 4, 2008

## ARVEST BALLPARK (2008-2021)

All-Star Game .....	6,265 .....	T.L. North v. T.L. South .....	June 25, 2013
Divisional Series .....	3,927 .....	2010 Game 1 v. Springfield .....	Sept. 9, 2010
Championship Series .....	3,965 .....	2009 Game 3 v. Midland .....	Sept. 17, 2009
Lowest Game .....	1,229 .....	vs. Tulsa .....	June 1, 2021

## NATURALS TOP 10 REGULAR-SEASON HOME CROWDS

Date	Opponent	Attendance
1. May 20, 2009	Tulsa	8,998
2. August 24, 2012	Springfield	8,924
3. May 18, 2010	Tulsa	8,891
4. May 29, 2009	Midland	8,773
5. July 4, 2011	Corpus Christi	8,683
6. May 8, 2012	Tulsa	8,165
7. September 5, 2010	Tulsa	8,041
8. May 9, 2014	Springfield	8,035
9. May 7, 2013	Arkansas	7,936
10. July 4, 2010	Corpus Christi	7,886

## ARVEST BALLPARK WEATHER POSTPONEMENTS

By Month:	By Club:
April .....	Arkansas .....
May .....	Corpus Christi .....
June .....	Frisco .....
July .....	Midland .....
August .....	Tulsa .....
September .....	San Antonio .....
	Springfield .....
	Wichita .....

## ARVEST BALLPARK WEATHER POSTPONEMENTS BY YEAR

By Year:
7 times (1): 2010
5 times (1): 2015
4 times (2): 2009, 2021
3 times (2): 2011, 2019
2 times (3): 2013, 2017, 2018
1 times (3): 2014, 2012, 2008
None (1): 2016

ABOUT THE  
NATURALS

2022 NWA  
NATURALS

2021 SEASON  
IN REVIEW

CLUB  
HISTORY

NATURALS  
RECORDS

LEAGUE  
OPPONENTS

GENERAL  
INFORMATION



# POSTSEASON RECORDS - SINGLE GAME

## BATTING

### NATURALS

Runs, Game	12	Game 2, 2009 NDCS (at Springfield)
Runs, Inning	5 (3x)	Last: Game 2, 2015 NDCS, 5 <sup>th</sup> (v. Arkansas)
Hits, Game	19	Game 2, 2016 NDCS (at Springfield)
Doubles, Game	4 (3x)	Last: Game 2, 2016 TLCS (at Midland)
Triples, Game	2 (2x)	Last: Game 3, 2015 NDCS (at Arkansas)
Home Runs, Game	5	Game 2, 2016 NDCS (at Midland)
Extra-Base Hits, Game	8	Game 2, 2016 NDCS (at Springfield)
Walks, Game	9	Game 3, 2011 NDCS (v. Arkansas)
Strikeouts, Game	13	Game 4, 2009 TLCS (v. Midland)
Most Left on Base, Game	12 (2x)	Last: Game 4, 2016 NDCS (v. Springfield)
Fewest Left on Base	2	Game 1, 2010 TLCS (v. Midland)
Stolen Bases, Game	5	Game 3, 2015 NDCS (at Arkansas)

### OPPONENT

Runs, Game, Opponent	16	Game 4, 2017 NDCS (at Tulsa)
Runs, Inning, Opponent	8	Game 3, 2010 NDCS, 4 <sup>th</sup> (at Springfield)
Hits, Game, Opponent	18	Game 4, 2017 (at Tulsa)
Doubles, Game, Opponent	7	Game 4, 2010 NDCS (at Springfield)
Triples, Game, Opponent	1 (4x)	Last: Game 2, 2010 TLCS (v. Midland)
Home Runs, Game, Opponent	4	Game 3, 2009 TLCS (v. Midland)
Extra-Base Hits, Game, Opponent	8	Game 4, 2010 NDCS (v. Springfield)
Most Left on Base, Game, Opponent	13	Game 1, 2009 TLCS (at Midland)
Fewest Left on Base, Opponent	2	Game 1, 2009 NDCS (at Springfield)
Stolen Bases, Game, Opponent	2 (3x)	Last: Game 3, 2015 NDCS (at Arkansas)

## TEAM PITCHING

Strikeouts	17	Game 1, 2010 NDCS (vs. Springfield)
Walks Issued	9	Game 3, 2011 NDCS (vs. Arkansas)
Runs Allowed	16	Game 4, 2017 NDCS (at Tulsa)
Hits Allowed	18	Game 4, 2017 (at Tulsa)
Home Runs Allowed	4	Game 3, 2009 TLCS (vs. Midland)
Extra-Base Hits Allowed	8	Game 4, 2010 NDCS (vs. Springfield)

## TEAM FIELDING

Double Plays, Game, Naturals	3 (5x)	Last: Game 3, 2021 AACCS (at Wichita)
Double Plays, Game, Opponent	3	Game 1, 2009 NDCS (at Springfield)
Errors, Game, Naturals	4	Game 1, 2016 NDCS (at Springfield)
Errors, Game, Opponent	5	Game 1, 2009 TLCS (at Midland)

## INDIVIDUAL BATTING

At Bats, Game	6 (8x)	Last: A. Escalera/M. Ramos/R. O'Hearn
		Game 2, 2016 NDCS (at Springfield)
Runs, Game	4	Corey Toups, Game 1, 2016 NDCS (at Springfield)
Hits, Game	4 (5x)	Alfredo Escalera, Game 3, 2016 TLCS (at Midland)
Doubles, Game	3	Clint Robinson, Game 5, 2010 NDCS (vs. Springfield)
Triples, Game	1 (9x)	Last: B. Perkins, Game 1, 2021 AACCS (vs. Wichita)
Home Runs, Game	2 (4x)	Last: R. O'Hearn, Game 2, 2016 NDCS (at Springfield)
RBI, Game	4 (5x)	Last: B. Hicklen, Game 3, AACCS (at Wichita)
Walks, Game	3 (2x)	Last: M. Viloria, Game 1, 2021 AACCS (vs. Wichita)
Strikeouts, Game	5	Alfredo Escalera, Game 4, 2016 NDCS (vs. Springfield)

## INDIVIDUAL PITCHING

Innings Pitched, Game	9.0	Anthony Lerew, Game 1, 2009 NDCS (at Springfield)
Strikeouts, Game	11	Josh Staumont, Game 4, 2016 NDCS (v. Springfield)
Walks, Game	5 (2x)	Last: J. Staumont, Game 2, 2017 NDCS (v. Tulsa)
Earned Runs, Game	6 (4x)	Last: Jason Adam, Game 4 2017 NDCS (at Tulsa)
Hits Allowed, Game	9	Yender Caramo, Game 1, 2016 TLCS (v. Midland)

## TEAM MISCELLANEOUS

Longest Game, Innings	12 (2x)	Last: Game 1, 2010 NDCS (v. Springfield)
Longest Game, Time (9 innings)	3:42	Game 2, 2017 NDCS (v. Tulsa)
Longest Game, Time (Extra-Innings)	4:06	Game 4, 2009 TLCS (v. Midland), 12 innings
Shortest Game, Time (9 innings)	2:16	Game 1, 2009 NDCS (at Springfield)
Shortest Game, Time (Extra-Innings)	2:49	Game 3, 2008 NDCS (v. Arkansas), 11 innings
Longest Delay	3:03	Game 4, 2016 TLCS (at Midland)
Largest Victory Margin	6 (2x)	Last: Game 1, 2009 TLCS (at Midland)
Largest Margin of Defeat	8	Game 4, 2017 NDCS (at Tulsa)
Largest Deficit Overcome in Win	3 (3x)	Last: Game 2, 2015 NDCS (v. Arkansas)
Largest Lead Lost	4	Game 4, 2017 NDCS (at Tulsa)

# POSTSEASON RECORDS - CAREER

## HITTING

### AT BATS

1.	56	Ramos, Mauricio.....	2016-17
2.	54	Escalera, Alfredo.....	2016-17
3.	53	O'Hearn, Ryan.....	2016-17
	53	Robinson, Derrick.....	2010-11
5.	51	Dueñez, Samir.....	2016-17

### RUNS

1.	10	O'Hearn, Ryan.....	2016-17
	10	Toups, Corey.....	2016
3.	9	Dueñez, Samir.....	2016-17
	9	Giavotella, Johnny.....	2010
	9	Hosmer, Eric.....	2010

### HITS

1.	21	Ramos, Mauricio.....	2016-17
2.	17	O'Hearn, Ryan.....	2016-17
3.	15	Dueñez, Samir.....	2016-17
4.	14	Escalera, Alfredo.....	2016-17
	14	Arteaga, Humberto.....	2016-17

### DOUBLES

1.	5	Ramos, Mauricio.....	2016-17
2.	3	O'Hearn, Ryan.....	2016-17
	3	Orlando, Paulo.....	2010-11
	3	Bianchi, Jeff.....	2009, 2011
	3	Robinson, Clint.....	2010
	3	Smith, Corey.....	2009
	3	Wilson, Vance.....	2009

### TRIPLES

1.	1	Perkins, Blake.....	2021
	1	Morin, Parker.....	2017
	1	O'Hearn, Ryan.....	2016-17
	1	Escalera, Alfredo.....	2016-17
	1	Mondesi, Adalberto.....	2016
	1	Seratelli, Anthony.....	2010-11
	1	Robinson, Clint.....	2010
	1	Hosmer, Eric.....	2010
	1	Dyson, Jarrod.....	2009

## PITCHING

### INNINGS PITCHED

1.	21.1	Hardy, Rowdy.....	2008-10
2.	19.1	Teaford, Everett.....	2009-10
3.	15.0	Lerew, Anthony.....	2009
4.	14.2	Staumont, Josh.....	2016-17
5.	12.2	Johnson, Blake.....	2009-10

### APPEARANCES

1.	8	Peterson, Mark.....	2015-16
2.	7	Stumpf, Daniel.....	2015-16
3.	6	Hill, Tim.....	2016-17
	6	Hardy, Rowdy.....	2008-10
	6	Swaggerty, Ben.....	2009-10

### EARNED RUN AVERAGE

1.	0.00	Peterson, Mark.....	2015-16
2.	0.60	Lerew, Anthony.....	2009
3.	0.93	Teaford, Everett.....	2009-10
4.	1.69	Duffy, Danny.....	2010
5.	2.25	Smith, Will.....	2010

### STRIKEOUTS

1.	21	Staumont, Josh.....	2016-17
2.	15	Duffy, Danny.....	2010
3.	13	Nina, Aroni.....	2016
	13	Dzeidzic, Jonathan.....	2015
	13	Keating, Patrick.....	2010
	13	Teaford, Everett.....	2009-10

### HOME RUNS

1.	6	Hosmer, Eric.....	2010
2.	5	Seratelli, Anthony.....	2010-11
3.	4	Toups, Corey.....	2016
	4	O'Hearn, Ryan.....	2016-17
5.	3	Dueñez, Samir.....	2016-17

### RUNS BATTED IN

1.	13	O'Hearn, Ryan.....	2016-17
2.	12	Hosmer, Eric.....	2010
	12	Dueñez, Samir.....	2016-17
4.	10	Ramos, Mauricio.....	2016-17
5.	8	Schwindel, Frank.....	2015-16
	8	Mertins, Kurt.....	2010-11
	8	Seratelli, Anthony.....	2010-11
	8	Robinson, Clint.....	2010

### WALKS

1.	9	Lucas, Ed.....	2008-09
2.	7	Seratelli, Anthony.....	2010-11
	7	Giavotella, Johnny.....	2010
4.	6	Dueñez, Samir.....	2016-17
	6	O'Hearn, Ryan.....	2016-17
	6	Toups, Corey.....	2016

### STOLEN BASES

1.	3	Adams, Lane.....	2015
	3	Dyson, Jarrod.....	2009
3	2	Toups, Corey.....	2016
	2	Starling, Bubba.....	2016
	2	McFall, Brian.....	2008-09

### BATTING AVERAGE

1.	.375	Ramos, Mauricio.....	2016-17
	.367	Smith, Corey.....	2009
3.	.355	Toups, Corey.....	2016
	.355	Seratelli, Anthony.....	2010-11
	.355	Giavotella, Johnny.....	2010

### OPPONENTS' BATTING AVERAGE

1.	.189	Lerew, Anthony.....	2009
2.	.200	Peterson, Mark.....	2015-16
3.	.217	Teaford, Everett.....	2009-10
4.	.222	Staumont, Josh.....	2016-17
5.	.293	Duffy, Danny.....	2010

### SAVES

1.	4	Keating, Patrick.....	2010-11
2.	2	Peterson, Mark.....	2015-16

### COMPLETE GAMES

1.	1	Lerew, Anthony.....	2009
----	---	---------------------	------

### WINS

1.	2	Peterson, Mark.....	2015-16
	2	Lerew, Anthony.....	2009

\*Career batting averages based on 30 at-bats in postseason play.

\*Career ERA and opponents batting average based on minimum of 10.0 innings pitched in postseason play.

ABOUT THE  
NATURALS

2022 NWA  
NATURALS

2021 SEASON  
IN REVIEW

CLUB  
HISTORY

NATURALS  
RECORDS

LEAGUE  
OPPONENTS

GENERAL  
INFORMATION



**TEXAS LEAGUE**

**EST. 1888**

**OPPONENTS**



# AROUND THE TEXAS LEAGUE

DIVISION	TEAM	MLB AFFILIATION	CITY	STADIUM (CAPACITY)
NORTH	Arkansas Travelers	Seattle Mariners	North Little Rock, AR	Dickey–Stephens Park (7,200)
	Northwest Arkansas Naturals	Kansas City Royals	Springdale, AR	Arvest Ballpark (7,305)
	Springfield Cardinals	St. Louis Cardinals	Springfield, MO	Hammons Field (10,486)
	Tulsa Drillers	Los Angeles Dodgers	Tulsa, OK	ONEOK Field (7,833)
	Wichita Wind Surge	Minnesota Twins	Wichita, KS	Riverfront Stadium (12,000)
SOUTH	Amarillo Sod Poodles	Arizona Diamondbacks	Amarillo, TX	Hodgetown (6,631)
	Corpus Christi Hooks	Houston Astros	Corpus Christi, TX	Whataburger Field (7,679)
	Frisco RoughRiders	Texas Rangers	Frisco, TX	Riders Field (10,316)
	Midland RockHounds	Oakland Athletics	Midland, TX	Momentum Bank Ballpark (6,669)
	San Antonio Missions	San Diego Padres	San Antonio, TX	Nelson W. Wolff Municipal Stadium (9,200)



DIVISION	TEAM	BROADCASTER (1ST SEASON)	MANAGER
NORTH	Arkansas Travelers	Steven Davis (2017)	Collin Cowgill
	Northwest Arkansas Naturals	Nicholas Badders (2021)	Chris Widger
	Springfield Cardinals	Andrew Buchbinder (2013)	Jose Leger
	Tulsa Drillers	Dennis Higgins (2009)	Scott Hennessey
	Wichita Wind Surge	Tim Grubbs (2020)	Ramon Borrego
SOUTH	Amarillo Sod Poodles	Chris and Stefan Caray (2022)	Shawn Roof
	Corpus Christi Hooks	Michael Coffin (2008)	Gregorio Petit
	Frisco RoughRiders	Zach Bigley (2020)	Jared Goedert
	Midland RockHounds	Bob Hards (1992)	Bobby Crosby
	San Antonio Missions	Stu Paul (2015)	Phillip Wellman

ABOUT THE  
NATURALS

2022 NWA  
NATURALS

2021 SEASON  
IN REVIEW

CLUB  
HISTORY

NATURALS  
RECORDS

LEAGUE  
OPPONENTS

GENERAL  
INFORMATION

# AMARILLO SOD POODLES

**DOUBLE-A AFFILIATE OF THE ARIZONA DIAMONDBACKS (SINCE 2021)**

HODGETOWN  
821 S. Johnson Street  
Amarillo, Texas 79101

Phone: (806) 803-7762  
www.sodpoodles.com | @sodpoodles  
Owner: Elmore Sports Group



## TEAM INFORMATION

<b>Years in Texas League</b> .....	2019 - Present
<b>Ballpark</b> .....	HODGETOWN (2019)
<b>Capacity</b> .....	5,842
<b>Dimensions</b> .....	LF - 332, LCF - 415, CF - 400, RCF - 405, RF - 330
<b>League Championships</b> .....	1 (2019)
<b>2021 Attendance</b> .....	316,288 (5,453 Average / 1st of 10 in Double-A Central)
<b>2021 Record</b> .....	59-61 Overall (.492 Winning % / 3rd, Double-A Central South)

## FRONT OFFICE

President & General Manager.....	Tony Ensor
Assistant General Manager & Dir. of Ticket Sales & Service.....	Jeff Turner
Director of Finance.....	Ben Knowles
Director of Group Sales.....	Dustin True
Director of Corporate Partnerships.....	Grant Norman
Director of Stadium Operations.....	Eric Walker
Director of Food & Beverage.....	Mike Lindal
Creative Services Coordinator.....	Jordan Lank
Media Relations Contact ( <i>Public Relations &amp; Baseball Operations Manager</i> ).....	Cory Hilborne

## FIELD STAFF

Manager.....	Shawn Roof
Pitching Coach.....	Shaune Loux
Hitting Coach.....	Travis Denker
Coach.....	Javier Colina
Athletic Trainer.....	Damon Reel
Strength & Conditioning Coach.....	Logan Jones

## NATURALS VS. SOD POODLES IN 2022 (12 GAMES)

April 26 vs. AMA.....	7:05pm
April 27 vs. AMA.....	7:05pm
April 28 vs. AMA.....	7:05pm
April 29 vs. AMA.....	7:05pm
April 30 vs. AMA.....	6:05pm
May 1 vs. AMA.....	2:05pm
June 28 @ AMA.....	7:05pm
June 29 @ AMA.....	7:05pm
June 30 @ AMA.....	7:05pm
July 1 @ AMA.....	7:05pm
July 2 @ AMA.....	6:05pm
July 3 @ AMA.....	6:05pm

## BROADCAST INFORMATION

Radio Announcers: Chris and Stefan Caray  
(*Co-Directors of Broadcasting*)  
No. of Games Broadcast: Home-69; Away-69  
Flagship Station: News Talk 940 AM KIXZ

## VISITING HOTEL INFORMATION

Four Points by Sheraton  
1911 Interstate 40 East  
Amarillo, TX, 79102 | (806) 242-6777

## NATURALS VS. SOD POODLES HEAD-TO-HEAD

YEAR	OVERALL	IN SPRINGDALE	IN AMARILLO
2019	6-8	3-4	3-4
2020	-	NO SEASON/COVID-19	-
2021	-	DID NOT PLAY	-
	6-8 (.429)	3-4 (.429)	3-4 (.429)



# ARKANSAS TRAVELERS

## DOUBLE-A AFFILIATE OF THE SEATTLE MARINERS (SINCE 2017)

Dickey-Stephens Park  
400 W. Broadway  
North Little Rock, Arkansas 72114

Phone: (501) 664-1555  
www.travs.com | @ARTravs  
Owner: Arkansas Travelers Baseball Inc.



### TEAM INFORMATION

<b>Years in Texas League</b> .....	1966 - Present
<b>Ballpark</b> .....	Dickey-Stephens Park (2007)
<b>Capacity</b> .....	5,842
<b>Dimensions</b> .....	LF - 332, LCF - 415, CF - 400, RCF - 405, RF - 330
<b>League Championships</b> .....	6 (1977, 1979, 1980, 1989, 2001, 2008)
<b>2021 Attendance</b> .....	215,050 (3,645 Average / 6th of 10 in Double-A Central)
<b>2021 Record</b> .....	.64-.56 Overall (.533 Winning % / 3rd, Double-A Central North)

### FRONT OFFICE

Executive Vice President/CEO .....	Rusty Meeks
Chief Financial Officer .....	Brad Eagle
General Manager .....	Sophie Ozier
Assistant General Manager .....	Ben Hornbrook
Assistant General Manager .....	John Sjoberg
Director of Finance/Corporate Assistant Secretary .....	Patti Clark
Director of Group Sales .....	Montag Genser
Ballpark Pup .....	Dizzy Johnston
Media Relations Contact ( <i>Broadcaster/Baseball Operations Director</i> ) .....	Steven Davis

### FIELD STAFF

Manager .....	Collin Cowgill
Pitching Coach .....	Sean McGrath
Hitting Coach .....	Shawn O'Malley
Coach .....	Geoff Jimenez
Athletic Trainer .....	Amanda Lee
Strength & Conditioning Coach .....	Chris Walter

### NATURALS VS. TRAVELERS IN 2022 (18 GAMES)

May 17 @ ARK .....	7:10pm
May 18 @ ARK .....	7:10pm
May 19 @ ARK .....	7:10pm
May 20 @ ARK .....	7:10pm
May 21 @ ARK .....	6:10pm
May 22 @ ARK .....	2:10pm
June 14 vs. ARK .....	7:05pm
June 15 vs. ARK .....	7:05pm
June 16 vs. ARK .....	7:05pm
June 17 vs. ARK .....	7:05pm
June 18 vs. ARK .....	6:05pm
June 19 vs. ARK .....	2:05pm
Aug. 9 @ ARK .....	7:10pm
Aug. 10 @ ARK .....	7:10pm
Aug. 11 @ ARK .....	7:10pm
Aug. 12 @ ARK .....	7:10pm
Aug. 13 @ ARK .....	6:10pm
Aug. 14 @ ARK .....	2:10pm

### BROADCAST INFORMATION

Radio Announcer: Steven Davis  
(*Broadcaster and Baseball Operations Director*)  
No. of Games Broadcast: Home-69; Away-69  
Flagship Station: KARN 920 AM

### VISITING HOTEL INFORMATION

Crowne Plaza  
201 South Shackleford Rd.  
Little Rock, Arkansas 72211 | (501) 975-6810

### NATURALS VS. TRAVELERS HEAD-TO-HEAD

YEAR	OVERALL	IN SPRINGDALE	IN NORTH LITTLE ROCK
2008	18-14	11-5	7-9
2009	20-12	12-4	8-8
2010	25-7	12-4	13-3
2011	14-15	7-6	7-9
2012	16-16	10-6	6-10
2013	11-17	8-6	3-11
2014	11-17	5-9	6-8
2015	17-11	10-4	7-7
2016	12-16	7-7	5-9
2017	15-13	8-6	7-7
2018	20-8	10-4	10-4
2019	9-19	5-7	4-12
2020	-	NO SEASON/COVID-19	-
2021	13-11	6-6	7-5
201-176 (.533)		111-74 (.600)	90-102 (.469)

ABOUT THE  
NATURALS

2022 NWA  
NATURALS

2021 SEASON  
IN REVIEW

CLUB  
HISTORY

NATURALS  
RECORDS

LEAGUE  
OPPONENTS

GENERAL  
INFORMATION

# CORPUS CHRISTI HOOKS

## DOUBLE-A AFFILIATE OF THE HOUSTON ASTROS (SINCE 2005)

Whataburger Field  
734 East Port Avenue  
Corpus Christi, Texas 78401

Phone: (361) 561-4700  
www.cchooks.com | @CCHooks  
Ownership: Houston Astros



### TEAM INFORMATION

<b>Years in Texas League</b> .....	1958 - 1959, 2005 - Present
<b>Ballpark</b> .....	Whataburger Field (2005)
<b>Capacity</b> .....	6,362
<b>Dimensions</b> .....	LF - 325, LCF - 370, CF - 400, RCF - 375, RF - 315
<b>League Championships</b> .....	2 (1958, 2006)
<b>2021 Attendance</b> .....	206,847 (3,694 Average / 5th of 10 in Double-A Central)
<b>2021 Record</b> .....	54-65 Overall (.454 Winning % / 5th, Double-A Central South)

### FRONT OFFICE

Owner & Chairman .....	Jim Crane
General Manager .....	Brady Ballard
Director of Business Development .....	Maggie Freeborn
Director of Ticket Sales & Services .....	Pat McCarthy
Director of Stadium Operations .....	Brett Howsley
Director of Finance .....	Jessica Fearn
Head Groundskeeper .....	Taylor Balhoff
Media Relations Contact ( <i>Director of Broadcasting &amp; Media Relations</i> ) .....	Michael Coffin

### FIELD STAFF

Manager .....	Gregorio Petit
Pitching Coach .....	Thomas Whitsett
Hitting Coach .....	Aaron Westlake
Development Coach .....	Dylan Mazzo
Athletic Trainer .....	Takeaki Ando
Strength & Conditioning Coach .....	Mike Hoffman

### BROADCAST INFORMATION

Radio Announcer: Michael Coffin  
(*Director of Media Relations & Broadcasting*)  
No. of Games Broadcast: Home-69; Away-69  
Flagship Station: News Radio 1360 KKT-XM

### VISITING TEAM HOTEL INFORMATION

Holiday Inn – Downtown Marina  
707 N. Shoreline Blvd.  
Corpus Christi, Texas | (361) 887-1600

### NATURALS VS. HOOKS IN 2022 (12 GAMES)

May 31 vs. CC.....	7:05pm
June 1 vs. CC.....	7:05pm
June 2 vs. CC.....	7:05pm
June 3 vs. CC.....	7:05pm
June 4 vs. CC.....	6:05pm
June 5 vs. CC.....	2:05pm
July 12 @ CC.....	7:05pm
July 13 @ CC.....	7:05pm
July 14 @ CC.....	7:05pm
July 15 @ CC.....	7:05pm
July 16 @ CC.....	7:05pm
July 17 @ CC.....	7:05pm

### NATURALS VS. HOOKS HEAD-TO-HEAD

YEAR	OVERALL	IN SPRINGDALE	IN CORPUS CHRISTI
2008	8-4	4-2	4-2
2009	8-4	3-3	5-1
2010	8-4	5-1	3-3
2011	8-4	5-1	3-3
2012	3-9	1-5	2-4
2013	3-9	2-4	1-5
2014	5-7	3-3	2-4
2015	4-8	2-4	2-4
2016	6-6	2-4	4-2
2017	6-6	4-2	2-4
2018	2-10	1-5	1-5
2019	3-9	1-4	2-5
2020	-	NO SEASON/COVID-19	-
2021	4-2	4-2	-
68-82 (.453)		37-40 (.481)	31-42 (.425)

# FRISCO ROUGHRIDERS

## DOUBLE-A AFFILIATE OF THE TEXAS RANGERS (SINCE 2003)

Riders Field  
7300 RoughRiders Trail  
Frisco, Texas 75034

Phone: (972) 731-9200  
www.ridersbaseball.com | @RidersBaseball  
Ownership: Greenberg Sports Group



### TEAM INFORMATION

<b>Years in Texas League</b> .....	2003 - Present
<b>Ballpark</b> .....	Riders Field (2003)
<b>Capacity</b> .....	5,842
<b>Dimensions</b> .....	LF - 335, LCF - 364, CF - 409, RCF - 383, RF - 335
<b>Division Championships</b> .....	4 (2003, 2004, 2008, 2012)
<b>League Championships</b> .....	1 (2004)
<b>2021 Attendance</b> .....	275,169 (4,828 Average / 3rd of 10 in Double-A Central)
<b>2021 Record</b> .....	.64-55 Overall (.538 Winning % / 1st, Double-A Central South)

### FRONT OFFICE

General Partner and CEO.....	Chuck Greenberg
President & General Manager.....	Victor Rojas
Assistant General Manager/Chief Operating Officer.....	Scott Burchett
Assistant General Manager/VP of Ticket Sales.....	Skip Wallace
VP of Sales.....	Ross Lanford
VP of Community Development.....	Breon Dennis
Media Relations Contact ( <i>Broadcaster and Manager of Media Development</i> ).....	Zach Bigley

### FIELD STAFF

Manager.....	Jared Goedert
Pitching Coach.....	Jeff Andrews
Hitting Coach.....	Eric Dorton
Development Coach.....	Chad Comer
Development Coach.....	Avery Sullivan
Athletic Trainer.....	Yuichi Takizawa
Strength & Conditioning Coach.....	Jon Nazarko

### NATURALS VS. ROUGHRIDERS IN 2022 (12 GAMES)

April 19 @ FRI.....	7:05pm
April 20 @ FRI.....	7:05pm
April 21 @ FRI.....	7:05pm
April 22 @ FRI.....	7:05pm
April 23 @ FRI.....	6:05pm
April 24 @ FRI.....	1:05pm
Sept. 13 vs. FRI.....	7:05pm
Sept. 14 vs. FRI.....	7:05pm
Sept. 15 vs. FRI.....	7:05pm
Sept. 16 vs. FRI.....	7:05pm
Sept. 17 vs. FRI.....	7:05pm
Sept. 18 vs. FRI.....	7:05pm

### BROADCAST INFORMATION

Radio Announcer: Zach Bigley  
(*Broadcaster and Manager of Media Development*)  
No. of Games Broadcast: Home-69; Away-69  
Online Stream: ridersbaseball.com

### VISITING TEAM HOTEL INFORMATION

Drury Inn & Suites Dallas/Frisco  
2880 Dallas Parkway  
Frisco, Texas 75034 | (469) 388-6568

### NATURALS VS. ROUGHRIDERS HEAD-TO-HEAD

YEAR	OVERALL	IN SPRINGDALE	IN FRISCO
2008	6-6	5-1	1-5
2009	5-7	3-3	2-4
2010	5-7	3-3	2-4
2011	6-6	3-3	3-3
2012	5-7	2-4	3-3
2013	4-8	2-4	2-4
2014	5-7	2-4	3-3
2015	5-6	2-3	3-3
2016	4-8	3-3	1-5
2017	6-6	3-3	3-3
2018	9-3	5-1	4-2
2019	5-8	3-5	2-3
2020	-	NO SEASON/COVID-19	-
2021	6-5	3-2	3-3
	71-84 (.458)	39-39 (.500)	32-45 (.416)

ABOUT THE  
NATURALS

2022 NWA  
NATURALS

2021 SEASON  
IN REVIEW

CLUB  
HISTORY

NATURALS  
RECORDS

LEAGUE  
OPPONENTS

GENERAL  
INFORMATION

# MIDLAND ROCKHOUNDS

## DOUBLE-A AFFILIATE OF THE OAKLAND ATHLETICS (SINCE 1999)

Security Bank Ballpark  
5514 Champions Dr.  
Midland, Texas 79706

Phone: (432) 520-2255  
www.midlandrockhounds.org | @RockHounds  
Ownership: Miles Prentice & Bob Richmond



### TEAM INFORMATION

<b>Years in Texas League</b> .....	1972 - Present
<b>Ballpark</b> .....	Security Bank Ballpark (2002)
<b>Capacity</b> .....	6,669
<b>Dimensions</b> .....	LF - 330, LCF - 384, CF - 410, RCF - 384, RF - 315
<b>League Championships</b> .....	7 (1975, 2005, 2009, 2014, 2015, 2016, 2017)
<b>2021 Attendance</b> .....	186,134 (3,155 Average / 8th of 10 in Double-A Central)
<b>2021 Record</b> .....	59-60 Overall (.496 Winning % / 2nd, Double-A Central South)

### FRONT OFFICE

General Manager.....	Monty Hoppel
Assistant General Manager.....	Jeff VonHolle
Assistant General Manager – Operations.....	Ray Fieldhouse
Director of Tickets.....	Ryan Artzer
Director of Business Operations.....	Eloisa Galvan
Director of Marketing & Client Services.....	Shelly Haenggi
Director of Operations.....	Dan Knapinski
Head Groundskeeper.....	Brian Mitchell
Media Relations Contact ( <i>Director of Broadcasting &amp; Publications</i> ).....	Bob Hards

### FIELD STAFF

Manager.....	Bobby Crosby
Pitching Coach.....	Chirs Smith
Hitting Coach.....	Juan Dilone
Assistant Hitting Coach.....	Todd Takayoshi
Athletic Trainer.....	Nick Voelker
Sport Performance Coach.....	Connor Hughes

### NATURALS VS. ROCKHOUNDS IN 2022 (6 GAMES)

May 24 @ MID.....	7:05pm
May 25 @ MID.....	7:05pm
May 26 @ MID.....	7:05pm
May 27 @ MID.....	7:05pm
May 28 @ MID.....	7:05pm
May 29 @ MID.....	1:05pm

### BROADCAST INFORMATION

Radio Announcer: Bob Hards  
(*Director of Broadcasting & Publications*)  
No. of Games Broadcast: Home-69; Away-69  
Flagship Station: KCRS 550-AM

### VISITING TEAM HOTEL INFORMATION

Springhill Suites Marriott  
5716 Deauville Blvd.  
Midland, Texas | (432) 695-6870

### NATURALS VS. ROCKHOUNDS HEAD-TO-HEAD

YEAR	OVERALL	IN SPRINGDALE	IN MIDLAND
2008	6-6	4-2	2-4
2009	3-9	2-4	1-5
2010	6-6	4-2	2-4
2011	7-5	4-2	3-3
2012	3-8	3-3	0-5
2013	6-6	3-3	3-3
2014	3-9	1-5	2-4
2015	4-8	3-3	1-5
2016	5-7	3-3	2-4
2017	6-6	4-1	1-5
2018	5-7	3-3	2-4
2019	5-10	3-5	2-5
2020	-	NO SEASON/COVID-19	-
2021	--	DID NOT PLAY	-
59-87 (.404)		38-36 (.514)	21-51 (.292)

# SAN ANTONIO MISSIONS

## DOUBLE-A AFFILIATE OF THE SAN DIEGO PADRES (SINCE 2021)

Nelson W. Wolff Municipal Stadium  
5757 US HWY 90 West  
San Antonio, Texas 78227

Phone: (210) 675-7275  
www.samissions.com | @missionsmlb  
Ownership: Elmore Sports Group



### TEAM INFORMATION

<b>Years in Texas League</b>	1968 - 2018, 2021 - Present
<b>Ballpark</b>	Nelson W. Wolff Memorial Stadium
<b>Capacity</b>	5,842
<b>Dimensions</b>	LF - 310, CF - 402, RF - 340
<b>League Championships</b>	6 (1997, 2002, 2003, 2007, 2011, 2013)
<b>2021 Attendance</b>	184,167 (3,231 Average / 7th of 10 in Double-A Central)
<b>2021 Record</b>	57-63 Overall (.475 Winning % / 4th, Double-A Central South)

### FRONT OFFICE

Owner	Dave Elmore
President	Burl Yarbrough
General Manager	David Gasaway
Assistant General Manager	Bill Gerlt
Assistant General Manager	Mickey Holt
Assistant General Manager	Jeff Long
Director of Finance	Eric Olivarez
Head Groundskeeper	Mark Medellin
Media Relations Contact (Director of Public Relations)	Jeremy Sneed

### FIELD STAFF

Manager	Phillip Wellman
Pitching Coach	Pete Zamora
Hitting Coach	Raul Padron
Bench Coach	Shane Robinson
Athletic Trainer	Nick Coberly
Strength Coach	Mark Spadavecchia

### NATURALS VS. MISSIONS IN 2022 (6 GAMES)

Aug. 16 vs. SA	7:05pm
Aug. 17 vs. SA	7:05pm
Aug. 18 vs. SA	7:05pm
Aug. 19 vs. SA	7:05pm
Aug. 20 vs. SA	6:05pm
Aug. 21 vs. SA	2:05pm

### BROADCAST INFORMATION

Radio Announcer: Stu Paul  
No. of Games Broadcast: Home-69; Away-69  
Flagship Station: KRPT 92.5 The Bull

### VISITING TEAM HOTEL INFORMATION

Holiday Inn NW/Sea World  
10135 State Hwy 151  
San Antonio, Texas 78251 | (210) 520-2508

### NATURALS VS. MISSIONS HEAD-TO-HEAD

YEAR	OVERALL	IN SPRINGDALE	IN SAN ANTONIO
2008	8-6	2-4	1-5
2009	6-6	4-2	2-4
2010	8-4	5-1	3-3
2011	5-7	3-3	2-4
2012	4-8	3-3	1-5
2013	4-8	2-4	2-4
2014	3-9	2-4	1-5
2015	4-8	2-4	2-4
2016	7-5	5-1	2-4
2017	4-8	2-4	2-4
2018	5-7	2-4	3-3
2019	-	-	-
2020	-	NO SEASON/COVID-19	-
2021	5-7	2-4	3-3
58-86 (.403)		34-38 (.472)	24-48 (.333)

ABOUT THE  
NATURALS

2022 NWA  
NATURALS

2021 SEASON  
IN REVIEW

CLUB  
HISTORY

NATURALS  
RECORDS

LEAGUE  
OPPONENTS

GENERAL  
INFORMATION





# SPRINGFIELD CARDINALS

## DOUBLE-A AFFILIATE OF THE ST. LOUIS CARDINALS (SINCE 2005)

Hammons Field  
955 East Trafficway  
Springfield, Missouri 65802

Phone: (417) 863-0395  
www.springfieldcardinals.com | @SPG\_Cardinals  
Ownership: St. Louis Cardinals



### TEAM INFORMATION

<b>Years in Texas League</b> .....	2005 - Present
<b>Ballpark</b> .....	Hammons Field (2005)
<b>Capacity</b> .....	6,750
<b>Dimensions</b> .....	LF - 315, LCF - 371, CF - 400, RCF - 372, RF - 330
<b>League Championships</b> .....	1 (2012)
<b>2021 Attendance</b> .....	172,134 (2,918 Average / 9th of 10 in Double-A Central)
<b>2021 Record</b> .....	.45-75 Overall (.375 Winning % / 5th, Double-A Central North)

### FRONT OFFICE

Vice President & General Manager.....	Dan Reiter
Vice President of Baseball & Business Operations.....	Scott Smulczynski
Vice President of Stadium Operations.....	Aaron Lowrey
Director of Market Development.....	Brad Beattie
Director of Ticket Sales & Marketing Operations.....	Zack Pemberton
Senior Director of Ticket Technology & Operations.....	Angela Deke
Manager of Ticket Sales.....	Eric Tomb
Manager of Fan Engagement & Special Events.....	Regina Hess
Manager of Field & Stadium Operations.....	Derek Edwards
Media Relations Contact ( <i>Branding &amp; Communications / Broadcaster</i> ).....	Andrew Buchbinder

### FIELD STAFF

Manager.....	Jose Leger
Pitching Coach.....	Darwin Marrero
Hitting Coach.....	Tyger Pederson
Athletic Trainer.....	Alex Wolfinger
Strength & Conditioning Coach.....	Donald Trapp

### NATURALS VS. CARDINALS IN 2022 (24 GAMES)

April 8 @ SPR.....	6:35pm
April 9 @ SPR.....	6:35pm
April 10 @ SPR.....	7:05pm
May 3 @ SPR.....	6:35pm
May 4 @ SPR.....	6:35pm
May 5 @ SPR.....	7:05pm
May 6 @ SPR.....	7:05pm
May 7 @ SPR.....	6:35pm
May 8 @ SPR.....	1:05pm
June 21 vs. SPR.....	7:05pm
June 22 vs. SPR.....	7:05pm
June 23 vs. SPR.....	7:05pm
June 24 vs. SPR.....	7:05pm
June 25 vs. SPR.....	6:05pm
June 26 vs. SPR.....	2:05pm
July 22 vs. SPR.....	7:05pm
July 23 vs. SPR.....	6:05pm
July 24 vs. SPR.....	2:05pm
Sep. 23 vs. SPR.....	7:05pm
Sep. 24 vs. SPR.....	7:05pm
Sep. 25 vs. SPR.....	7:05pm
Sep. 26 vs. SPR.....	7:05pm
Sep. 27 vs. SPR.....	6:05pm
Sep. 28 vs. SPR.....	2:05pm

### BROADCAST INFORMATION

Radio Announcer: Andrew Buchbinder  
(*Branding & Communications / Broadcaster*)  
No. of Games Broadcast: Home-69; Away-69  
Flagship Station: JOCK 98.7-FM

### VISITING TEAM HOTEL INFORMATION

The University Plaza  
333 John Q. Hammons Parkway  
Springfield, Missouri 65802 | (417) 831-5893

### NATURALS VS. CARDINALS HEAD-TO-HEAD

YEAR	OVERALL	IN SPRINGDALE	IN SPRINGFIELD
2008	19-13	11-5	8-8
2009	18-14	9-7	9-7
2010	16-16	8-7	8-9
2011	18-14	9-7	3-13
2012	14-18	11-5	9-7
2013	18-14	9-7	2-4
2014	15-17	7-9	8-8
2015	20-12	13-3	7-9
2016	14-18	9-7	5-11
2017	12-20	9-7	3-13
2018	16-16	11-5	4-11
2019	17-13	13-2	4-11
2020	-	NO SEASON/COVID-19	-
2019	17-7	8-4	9-3
214-192 (.527)		127-75 (.629)	87-117 (.426)

# TULSA DRILLERS

## DOUBLE-A AFFILIATE OF THE LOS ANGELES DODGERS (SINCE 2015)

ONEOK Field  
120 N. Elgin St.  
Tulsa, Oklahoma 74120

Phone: (918) 744-5998  
www.tulsadrillers.com | @TulsaDrillers  
Ownership: Dale & Jeff Hubbard



### TEAM INFORMATION

<b>Years in Texas League</b> .....	1933-42, 1946 - 65, 1977 - Present
<b>Ballpark</b> .....	ONEOK Field (2010)
<b>Capacity</b> .....	7,833
<b>Dimensions</b> .....	LF - 330, LCF - 381, CF - 400, RCF - 371, RF - 307
<b>League Championships</b> .....	9 (1936, '49, '60, '62, '63, 82, '88, '98, 2018)
<b>2021 Attendance</b> .....	300,270 (5,089 Average / 2nd of 10 in Double-A Central)
<b>2019 Record</b> .....	.63-57 Overall (.525 Winning % / 4th, Double-A Central North)

### FRONT OFFICE

Co-Chairman.....	Dale Hubbard
Co-Chairman.....	Jeff Hubbard
President & General Manager.....	Mike Melega
Assistant General Manager & Vice President of Public Relations & Baseball Operations.....	Brian Carroll
Assistant General Manager & Vice President of Marketing.....	Justin Gorski
Vice President, Ticket Sales.....	Andrew Aldenderfer
Vice President, Stadium Operations.....	Mark Hilliard
Media Relations Contact.....	Brian Carroll

### FIELD STAFF

Manager.....	Scott Hennessey
Pitching Coach.....	Ryan Dennick
Hitting Coach.....	Brett Pill
Bench Coach.....	Chris Gutierrez
Bullpen Coach.....	Luis Vasquez
Athletic Trainer.....	Jesse Guffey
Performance Coach.....	Brandon Golden

### NATURALS VS. DRILLERS IN 2022 (24 GAMES)

June 7 @ TUL.....	7:05pm
June 8 @ TUL.....	7:05pm
June 9 @ TUL.....	7:05pm
June 10 @ TUL.....	7:05pm
June 11 @ TUL.....	7:05pm
June 12 @ TUL.....	1:05pm
July 4 vs. TUL.....	6:35pm
July 6 vs. TUL.....	7:05pm
July 7 vs. TUL.....	7:05pm
July 8 vs. TUL.....	7:05pm
July 9 vs. TUL.....	6:05pm
July 10 vs. TUL.....	2:05pm
Aug. 2 @ TUL.....	7:05pm
Aug. 3 @ TUL.....	7:05pm
Aug. 4 @ TUL.....	7:05pm
Aug. 5 @ TUL.....	7:05pm
Aug. 6 @ TUL.....	7:05pm
Aug. 7 @ TUL.....	1:05pm
Aug. 30 vs. TUL.....	7:05pm
Aug. 31 vs. TUL.....	7:05pm
Sept. 1 vs. TUL.....	7:05pm
Sept. 2 vs. TUL.....	7:05pm
Sept. 3 vs. TUL.....	6:05pm
Sept. 4 vs. TUL.....	2:05pm

### BROADCAST INFORMATION

Radio Announcer: Dennis Higgins  
No. of Games Broadcast: Home-69; Away-69  
Flagship Station: KTBZ 1430-AM

### VISITING TEAM HOTEL INFORMATION

The Marriott Southern Hills  
1902 E. 71st Street  
Tulsa, Oklahoma 74103 | (918) 493-7000

### NATURALS VS. DRILLERS HEAD-TO-HEAD

YEAR	OVERALL	IN SPRINGDALE	IN TULSA
2008	15-13	7-7	8-6
2009	13-15	7-7	6-8
2010	18-10	11-3	7-7
2011	15-13	7-7	8-6
2012	13-15	7-7	6-8
2013	13-19	8-8	5-11
2014	11-21	4-12	7-9
2015	15-17	9-7	6-10
2016	17-15	10-6	7-9
2017	18-14	8-8	10-6
2018	13-19	9-7	4-12
2019	12-14	8-6	4-8
2020	-	NO SEASON/COVID-19	-
2021	9-15	5-7	4-8
182-200 (.476)		100-92 (.521)	82-108 (.432)

ABOUT THE  
NATURALS

2022 NWA  
NATURALS

2021 SEASON  
IN REVIEW

CLUB  
HISTORY

NATURALS  
RECORDS

LEAGUE  
OPPONENTS

GENERAL  
INFORMATION



# WICHITA WIND SURGE

## DOUBLE-A AFFILIATE OF THE MINNESOTA TWINS (SINCE 2021)

Riverfront Stadium  
275 S. McLean Blvd  
Wichita, Kansas, 67213

Phone: (316) 221-8000  
www.windsurge.com | @WindSurgeCT  
Ownership: Wichita Baseball LLC



### TEAM INFORMATION

<b>Years in Texas League</b>	2021 - Present
<b>Ballpark</b>	Riverfront Stadium (2021)
<b>Capacity</b>	10,025
<b>Dimensions</b>	LF - 340, CF - 400, RF - 325
<b>League Championships</b>	0
<b>2021 Attendance</b>	241,230 (4,021 Average / 4th of 10 in Double-A Central)
<b>2021 Record</b>	69-51 Overall (.575 Winning % / 1st, Double-A Central North)

### FRONT OFFICE

General Partner	Jane Schwuchheimer
General Partner	Dan Carney
Partner/CEO	Jordan Kobritz
General Partner/CFO	Matt White
Director of Ticket Operations	Jason Gavigan
Director of Marketing & Community Engagement	Katie Woods
Head Groundskeeper	Ben Hartman
Media Relations Contact ( <i>Director of Broadcasting and Team Travel</i> )	Tim Grubbs

### FIELD STAFF

Manager	Ramon Borrego
Pitching Coach	Peter Larson
Pitching Coach	Dan Urbina
Hitting Coach	Derek Shomon
Catching Coach	Joe Mangiameli
Athletic Trainer	Tyler Blair
Athletic Trainer	Taylor Carpenter
Strength & Conditioning Coach	John Gentile

### NATURALS VS. WIND SURGE IN 2022 (24 GAMES)

April 12 vs. WCH	7:05pm
April 13 vs. WCH	7:05pm
April 14 vs. WCH	7:05pm
April 15 vs. WCH	7:05pm
April 16 vs. WCH	6:05pm
April 17 vs. WCH	2:05pm
May 10 vs. WCH	7:05pm
May 11 vs. WCH	7:05pm
May 12 vs. WCH	7:05pm
May 13 vs. WCH	7:05pm
May 14 vs. WCH	6:05pm
May 15 vs. WCH	2:05pm
July 26 @ WCH	7:05pm
July 27 @ WCH	7:05pm
July 28 @ WCH	7:05pm
July 29 @ WCH	7:05pm
July 30 @ WCH	6:05pm
July 31 @ WCH	1:05pm
Sept. 6 @ WCH	7:05pm
Sept. 7 @ WCH	7:05pm
Sept. 8 @ WCH	7:05pm
Sept. 9 @ WCH	7:05pm
Sept. 10 @ WCH	7:05pm
Sept. 11 @ WCH	1:05pm

### BROADCAST INFORMATION

Radio Announcer: Tim Grubbs

(*Director of Broadcasting & Team Travel*)

No. of Games Broadcast: Home-69; Away-69

Flagship Station: Sports Radio KGSO, 1410 AM/93.9 FM

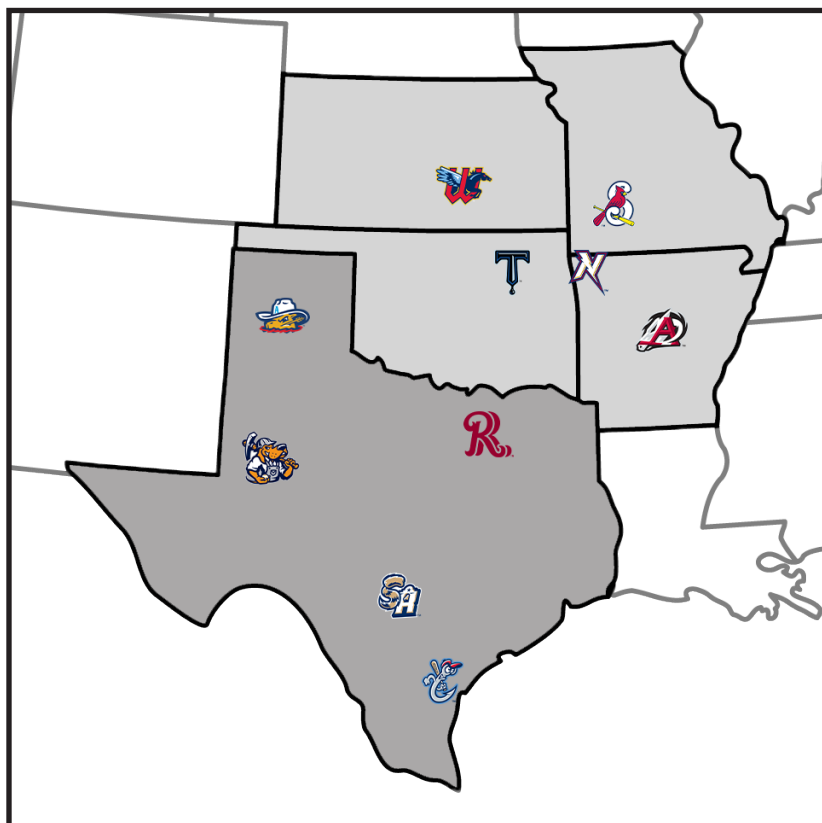
### VISITING TEAM HOTEL INFORMATION

Hyatt Regency Wichita  
400 W. Waterman Street

Wichita, Kansas 67202 | (316) 293-1234

### NATURALS VS. WIND SURGE HEAD-TO-HEAD

YEAR	OVERALL	IN SPRINGDALE	IN WICHITA
2021	10-8	3-3	7-5
	10-8 (.556)	3-3 (.500)	7-5 (.583)



ABOUT THE  
NATURALS

2022 NWA  
NATURALS

2021 SEASON  
IN REVIEW

CLUB  
HISTORY

NATURALS  
RECORDS

LEAGUE  
OPPONENTS

GENERAL  
INFORMATION



# INFORMATION





# ROYALS MINOR LEAGUE AFFILIATES



**Manager:** Mike Matheny  
**Pitching Coach:** Cal Eldred  
**Bullpen Coach:** Larry Carter  
**Hitting Coach:** Terry Bradshaw  
**Asst. Hitting Coach:** Keoni DeRenne  
**Bench Coach:** Pedro Grifol



**Manager:** Scott Thorman  
**Pitching Coach:** Dane Johnson  
**Hitting Coach:** Brian Buchanan  
**Asst. Hitting Coach:** Ryan Powers  
**Bench Coach:** Tommy Shields



**Manager:** Brooks Conrad  
**Pitching Coach:** Steve Luebber  
**Hitting Coach:** Andy LaRoche  
**Asst. Hitting Coach:** David Noworyta  
**Assistant Coach:** Kevin Kuntz



**Manager:** Tony Peña Jr.  
**Pitching Coach:** John Habyan  
**Hitting Coach:** Jesus Azuaje  
**Asst. Hitting Coach:** Chris Nelson  
**Bench Coach:** Glen Hubbard



**Manager:** Omar Ramirez  
**Pitching Coach:** Carlos Martinez/Mark Davis  
**Hitting Coach:** Ramon Castro  
**Asst. Hitting Coach:** Miguel Bernard/Alex Liddi  
**Bench Coach:** Andre David



**Manager:** Ramón Martínez  
**Pitching Coach:** Rafael Feliz  
**Hitting Coach:** Wilson Betemit  
**Bench Coach:** Onil Joseph

## KANSAS CITY ROYALS

**MLB (AMERICAN LEAGUE, CENTRAL DIVISION)**

**President - Baseball Operations:** Dayton Moore

**Media Relations Contact:** Nick Kappel

**Kauffman Stadium (37,903)**

1 Royal Way • Kansas City, Missouri 64129

(816) 921-8000 • [www.royals.com](http://www.royals.com)

**2021:** 74-88 (4th, American League Central)

**World Series Titles:** 2 (1985, 2015)

**American League Titles:** 4 (1980, 1985, 2014, 2015)

**Division Titles:** 7 (1976, 1977, 1978, 1980, 1984, 1985, 2015)

**Wild Card Berths:** 1 (2014)

## OMAHA STORM CHASERS

**AAA (TRIPLE-A EAST, MIDWEST DIVISION)**

**President:** Martie J. Cordaro

**Vice President/General Manager:** Laurie Schlender

**Media Relations Contact:** Jake Eisenberg

**Werner Park (9,023)**

12356 Ballpark Way • Papillion, Nebraska 68046

(402) 738-5100 • [www.omahastormchasers.com](http://www.omahastormchasers.com)

**First Year:** 1969

**Affiliation:** Since 1969

## QUAD CITIES RIVER BANDITS

**A+ (HIGH-A CENTRAL, WEST DIVISION)**

**President:** Dave Heller

**General Manager:** Joe Kubly

**Media Relations Contact:** Kyle Kercheval

**Modern Woodmen Park (4,024)**

209 South Gaines Street, Davenport Iowa, 52802

(563)-324-3000 • [www.riverbandits.com](http://www.riverbandits.com)

**First Year:** 1901

**Affiliation:** Since 2021

## COLUMBIA FIREFLIES

**A- (LOW-A EAST, SOUTH DIVISION)**

**President:** John Katz

**Executive Vice President:** Brad Shank

**Media Relations Contact:** John Kocsis Jr.

**Segra Park (9,077)**

1640 Freed Street, Columbia, South Carolina, 29201

(563)-324-3000 • [www.columbiafireflies.com](http://www.columbiafireflies.com)

**First Year:** 2016

**Affiliation:** Since 2021

## SURPRISE ROYALS

**ROOKIE, (ARIZONA COMPLEX LEAGUE)**

**Surprise Stadium (10,714)**

15850 North Bullard, Surprise Arizona, 85374

**First Year:** 2003

**Affiliation:** Since 2003

## DOMINICAN ROYALS

**ROOKIE, (DOMINICAN SUMMER LEAGUE)**

**Carretera de Guerra KM 1**

La Coba, Guerra, Santo Domingo, Dominican Republic

**First Year:** 1997

**Affiliation:** Since 1997

**Manager:** Sergio De Luna

**Pitching Coach:** José Veras

**Hitting Coach:** Fernando Martínez

**Bench Coach:** Quilvio Veras

ABOUT THE  
NATURALS

2022 NWA  
NATURALS

2021 SEASON  
IN REVIEW

CLUB  
HISTORY

NATURALS  
RECORDS

LEAGUE  
OPPONENTS

GENERAL  
INFORMATION





# OMAHA STORM CHASERS

TRIPLE-A (INTERNATIONAL LEAGUE, MIDWEST DIVISION)

Media Relations Contact: Jake Eisenberg ([jakeE@omahastormchasers.com](mailto:jakeE@omahastormchasers.com))

Werner Park (9,023)

First Year: 1969

Affiliation: Since 1969

2021: 73-56 (2nd, Triple-A East, Midwest Division)

League Titles: 7 (1969, 1970, 1978, 1990, 2011, 2013, 2014)

## 2021 STORM CHASERS STATISTICS

2021 STORM CHASERS HITTING STATISTICS																										
PLAYER	AVG	G	AB	R	H	TB	2B	3B	HR	RBI	BB	IBB	SO	SB	CS	OBP	SLG	OPS	PA	SAC	SF	HBP	GIDP			
Blanco, Dairon	.252	38	131	21	33	54	6	0	5	15	11	0	31	9	5	.329	.412	.741	148	2	0	4	3			
Cancel, Gabriel	.238	57	206	35	49	105	12	1	14	35	20	1	68	12	2	.304	.510	.814	227	0	1	0	3			
Castellano, Angelo	.226	80	252	29	57	88	7	0	8	32	20	0	63	8	2	.289	.349	.638	284	3	4	4	6			
Dini, Nick	.303	26	89	10	27	44	5	0	4	16	5	0	18	1	0	.357	.494	.852	98	0	1	3	0			
Dodier, Hunter	.167	4	18	1	3	5	2	0	0	3	0	0	5	0	0	.167	.278	.444	18	0	0	0	0			
Escobar, Alcides	.274	35	124	23	34	56	7	0	5	16	6	0	29	2	0	.311	.452	.762	133	1	1	1	2			
Esposito, Nate	.200	15	25	2	5	9	1	0	1	2	2	0	12	0	1	.310	.360	.670	29	0	0	0	2			
Fernin, Freddy	.231	4	13	4	3	4	1	0	0	2	2	0	6	0	0	.333	.308	.641	16	1	0	0	0			
Fox, Lucius	.242	57	215	41	52	78	14	0	4	21	33	0	61	19	2	.347	.363	.709	252	1	1	2	6			
Gallagher, Cam	.222	7	27	4	6	9	0	0	1	3	5	0	4	0	0	.344	.333	.677	32	0	0	0	3			
Govern, Jimmy	.269	7	26	1	7	12	2	0	1	3	1	0	3	1	0	.296	.462	.758	27	0	0	0	1			
Gutierrez, Kelvin	.254	34	126	11	32	53	7	1	4	17	6	0	28	1	2	.288	.421	.708	132	0	0	0	2			
Isbel, Kyle	.269	105	394	62	106	175	18	3	15	55	45	2	91	22	5	.357	.444	.801	451	0	2	10	7			
Jones, Travis	.200	35	75	14	15	22	1	0	2	5	14	0	27	1	1	.348	.292	.641	92	0	0	3	2			
Martin, Rudy	.223	46	148	23	33	57	4	1	6	20	24	0	60	11	0	.333	.385	.718	176	2	1	1	0			
McBroom, Ryan	.261	115	433	78	113	227	14	2	32	88	47	1	109	3	1	.337	.524	.862	489	0	4	5	12			
Meja, Erick	.246	55	203	32	50	83	10	1	7	30	22	1	41	1	2	.317	.409	.726	228	1	2	0	4			
Melendez, MJ	.293	44	150	37	44	93	4	3	13	38	32	0	39	1	2	.413	.620	1.033	184	0	2	0	0			
Merrell, Kevin	.258	13	31	5	8	9	1	0	0	3	4	0	9	2	0	.351	.290	.642	38	1	1	1	0			
Miller, Anderson	.215	69	219	35	47	89	6	0	12	35	24	0	67	9	2	.304	.406	.710	251	1	2	5	3			
Mondesi, Adalberto	.204	14	49	8	10	17	1	0	2	2	2	0	13	5	1	.235	.347	.582	51	0	0	0	0			
Mondesi, Paul	.333	4	6	2	2	2	0	0	0	0	0	0	1	0	0	.333	.333	.666	6	0	0	0	1			
O'Hearn, Ryan	.375	19	72	22	27	67	4	0	12	25	9	1	15	3	1	.451	.931	1.382	82	0	0	0	1			
Oliveras, Edward	.313	66	256	54	80	143	12	3	15	36	29	1	46	12	4	.397	.559	.956	292	0	0	7	6			
Pratto, Nick	.259	63	224	54	58	142	15	3	21	55	37	0	77	5	0	.367	.634	1.001	270	0	5	4	0			
Rivera, Emmanuel	.286	63	255	48	73	151	17	2	19	57	22	0	58	3	0	.348	.592	.940	282	0	2	3	6			
Rivero, Sebastian	.260	42	150	18	39	57	7	1	3	26	10	1	45	2	1	.319	.380	.699	163	0	0	3	3			
Starling, Bubba	.258	27	97	18	25	54	6	1	7	17	7	0	25	1	0	.305	.557	.862	105	0	1	0	2			
Viloria, Melbyris	.233	54	172	19	40	66	9	1	5	18	32	1	68	2	2	.367	.384	.750	212	2	1	5	1			
Zuber Jr., Bobby	.285	62	253	55	72	147	24	0	17	46	26	1	64	15	3	.352	.581	.933	285	1	3	2	0			
<b>OMA TOTALS</b>	<b>.260</b>	<b>129</b>	<b>4350</b>	<b>746</b>	<b>1129</b>	<b>2081</b>	<b>213</b>	<b>23</b>	<b>231</b>	<b>708</b>	<b>493</b>	<b>10</b>	<b>1163</b>	<b>150</b>	<b>37</b>	<b>.341</b>	<b>.478</b>	<b>.820</b>	<b>4960</b>	<b>16</b>	<b>34</b>	<b>66</b>	<b>73</b>			

**BOLD = Team Leader**

2021 STORM CHASERS PITCHING STATISTICS																											
PLAYER	W	L	ERA	G	GS	CG	SHO	GF	HLD	SV	SVO	IP	H	R	ER	HR	HB	BB	SO	AVG	WHIP	WP	BK	GDP	TBF		
Adams, Chance	0	0	27.00	1	0	0	0	0	1	0	0	0.2	1	2	2	1	0	2	0	.333	4.50	0	0	0	5		
Barker, Brandon	2	3	7.79	15	11	0	0	1	0	0	0	52.0	76	47	45	13	5	18	0	46	342	1.81	3	0	6	247	
Blewett, Scott	6	3	6.39	23	10	0	0	2	1	0	0	69.0	80	54	49	19	3	31	0	64	285	1.61	3	0	5	319	
Bolaños, Ronald	0	3	6.34	10	10	0	0	0	0	0	0	38.1	39	28	27	10	4	27	0	34	271	1.72	10	0	8	177	
Butler, Eddie	7	3	6.01	27	13	0	0	1	1	0	2	79.1	97	56	53	14	3	33	0	55	302	1.64	6	0	8	360	
Coleman, Dylan	4	0	3.55	27	0	0	0	10	4	3	5	33.0	19	16	13	2	3	17	1	56	167	0.6	6	1	2	135	
Cox, Austin	0	0	18.00	2	1	0	0	0	0	0	0	5.0	9	10	10	3	2	5	0	4	375	2.80	0	0	1	31	
Cuas, Jose	1	0	0.00	3	0	0	0	0	0	0	0	5.0	2	0	0	0	0	1	1	0	4	125	0.60	0	0	1	18
Dye, Josh	0	0	3.60	2	0	0	0	0	1	0	0	5.0	4	2	2	1	0	1	0	5	222	1.00	0	0	1	19	
Esposito, Nate	0	0	0.00	3	0	0	0	3	0	0	0	2.2	2	0	0	0	0	0	0	1	222	0.75	0	0	0	9	
Gavin, Grant	5	3	4.36	48	0	0	0	15	3	4	8	74.1	59	40	36	11	5	35	2	92	219	1.26	3	0	6	316	
Griffin, Foster	0	0	3.60	6	6	0	0	0	0	0	0	25.0	29	12	10	1	4	10	0	19	290	1.56	2	0	4	115	
Hahn, Jesse	0	0	5.40	3	1	0	0	0	1	0	0	1.2	1	1	1	0	2	1	0	2	167	1.20	0	0	0	9	
Hernández, Carlos	2	1	4.44	6	6	0	0	0	0	0	0	26.1	28	15	13	6	3	6	0	26	272	1.29	1	0	1	113	
Junis, Jakob	0	2	5.60	6	6	0	0	0	0	0	0	17.2	22	14	11	4	1	8	0	18	297	1.70	1	0	2	83	
Kalish, Jake	3	6	6.94	30	15	0	0	1	0	1	96.0	110	75	74	31	3	35	0	106	286	1.51	3	1	5	425		
Kowar, Jackson	9	4	3.46	17	16	0	0	1	0	0	0	80.2	66	31	31	7	4	34	0	115	220	1.24	14	0	5	338	
Lovelady, Richard	0	0	1.08	7	0	0	0	0	4	0	0	8.1	5	1	1	0	1	4	1	9	179	1.08	1	0	0	33	
Lynch, Daniel	4	3	5.84	12	11	0	0	0	0	0	0	57.0	74	39	37	10	3	18	0	62	318	1.61	4	0	6	257	
Marquez, Emilio	0	0	0.00	1	0	0	0	0	0	0	0	1.0	0	0	0	0	0	0	0	0	000	0.00	0	0	0	4	
Martínez, Marcelo	5	7	5.12	18	17	0	0	0	0	0	0	84.1	90	52	48	19	3	27	0	84	268	1.39	2	0	5	368	
Newberry, Jake	3	5	5.07	44	0	0	0	12	6	2	6	60.1	69	36	34	6	1	21	3	75	292	1.49	5	0	6	263	
Núñez, Andrés	0	0	6.35	17	1	0	0	1	1	0	0	22.2	23	17	16	3	3	0	0	27	267	1.46	2	0	3	101	
Payamps, Joel	1	0	4.50	8	0	0	0	5	2	2	3	8.0	10	5	4	0	0	4	0	14	286	1.75	0	0	0	39	
Ramírez, Rubén	0	0	24.00	3	0	0	0	2	0	0	0	3.0	5	8	8	0	1	5	0	5	385	3.33	1	0	1	19	
Sanabria, Carlos	2	0	5.27	18	0	0	0	3	3	0	0	27.1	25	19	16	1	2	18	1	29	245	1.57	8	0	1	123	
Shawany, Mike	1	0	4.63	9	0	0	0	2	0	0	1	11.2	6	7	6	0	2	16	0	16	154	1.89	1	0	2	59	
Singer, Brady	0	2	13.50	2	2	0	0	0	0	0	0	4.2	8	7	7	1	1	1	0	2	400	1.93	1	0	1	23	
Snider, Collin	3	2	6.30	21	0	0	0	4	3	0	0	30.0	39	23	21	7	2	12	1	23	312	1.70	0	0	4	139	
Sottillet, Andres	2	0	6.75	13	1	0	0	5	0	0	0	14.2	21	15	11	0	0	16	1	18	238	2.52	4	0	2	80	
Speier, Gabe	3	0	2.98	45	0	0	0	14	12	5	7	45.1	45	15	15	5	4	9	2	57	253	1.19	3	0	4	191	
Swarakaz, Anthony	1	0	2.89	9	0	0	0	7	1	4	4	9.1	7	3	3	2	0	0	0	14	212	0.75	0	0	1	30	
Tapia, Domingo	1	0	4.50	18	0	0	0	7	4	2	2	22.0	20	12	11	4	1	15	0	22	238	1.59	1	0	2	100	
Vines, Jace	6	4	4.10	44	1	0	0	12	6	2	3	68.0	58	32	31	2	7	35	1	67	234	1.37	5	0	5	294	
Zerpa, Angel	0	1	20.25	1	1	0	0	0	0	0	1	1.2	3	3	3	1	0	1	0	1	333	2.25	0	0	0	7	
Zimmer, Kyle	1	1	1.300	8	0	0	0	0	1	0	1	9.0	7	3	3	0	0	4	0	11	219	1.22	1	0	0	36	
Zuber, Tyler	1	3	2.83	28	0	0	0	22	8	9	28.2	15	10	9	3	0	16	3	43	152	1.08	1	0	1	116		

GM #	DATE	OPPONENT	SCORE	RECORD	WIN	LOSS	SWE	TEMP.	1st PRIZE	TME	ATT.
1	5/4	St. Paul	W, 8-2	1-0	J. Kowar (1-0)	A. Alberts (0-1)		63°	6:37 PM	2:41	3,261
2	5/5	St. Paul	L, 10-4	1-1	C. Barnes (1-0)	C. Hernandez (0-1)		63°	12:08 PM	3:06	2,129
3	5/6	St. Paul	W, 4-3 (11)	2-1	A. Sottileri (1-0)	D. Coulombe (0-1)		64°	6:37 PM	3:58	2,644
4	5/7	St. Paul	W, 3-1	3-1	J. Vines (1-0)	J. Minaya (0-1)		66°	7:06 PM	3:44	2,785
5	5/8	St. Paul	L, 8-2	3-2	S. Anderson (1-0)	J. Kalish (0-1)		55°	7:07 PM	3:36 (52)	3,177
6	5/9	St. Paul	W, 6-1	4-2	J. Kowar (2-0)	I. Gabout (0-1)		55°	2:31 PM	2:20	2,607
7	5/11	@ Columbus	W, 5-4	5-3	K. Vines (2-0)	J. Kalish (1-2)	D. Johnson (2)	63°	7:07 PM	3:25	2,112
8	5/12	@ Columbus	W, 6-5	6-4	K. Zimmer (1-0)	D. Young (0-1)		60°	6:15 PM	3:23	2,117
9	5/13	@ Columbus	W, 8-6	6-5	J. Vines (2-1)	D. Siri (2-1)		63°	12:09 PM	3:38	2,512
10	5/14	@ Columbus	L, 10-7	6-6	A. Gaze (1-0)	C. Snider (1-1)	R. Parker (3)	68°	7:07 PM	3:10	3,714
11	5/15	@ Columbus	W, 4-2	7-4	J. Kowar (3-0)	E. Morgan (0-1)	G. Speier (2)	72°	7:06 PM	3:09	4,066
12	5/16	@ Columbus	W, 8-3	8-4	C. Snider (1-1)	K. Dowdy (1-1)		72°	2:04 PM	3:04	3,747
Postponed - made up June 23rd (L, 8-5)											
13	5/19	@ Iowa	L, 2-5	8-5	J. Adam (1-0)	D. Lynch (0-1)		70°	12:12 PM	3:02	2,851
14	5/20	@ Iowa	L, 16-1	8-6	K. Stewart (1-0)	S. Blewett (0-1)		69°	12:12 PM	2:45	2,487
15	5/21	@ Iowa	L, 9-8	8-7	M. Rucker (1-0)	R. Bolanos (0-1)	R. Meisinger (2)	77°	7:10 PM	3:57	4,153
16	5/22	@ Iowa	W, 9-7	9-7	J. Biagini (2-0)	J. Biagini (2-0)		77°	7:10 PM	3:07 (11)	3,899
17	5/23	@ Iowa	W, 7-5	10-7	C. Hernandez (1-1)	A. Mills (0-1)	G. Speier (3)	78°	1:10 PM	3:05	4,018
18	5/25	Indianapolis	W, 3-1	11-7	D. Lynch (1-1)	M. Eckelman (0-2)	A. Swarzak (1)	84°	6:36 PM	3:21	2,822
19	5/26	Indianapolis	W, 12-7	12-7	E. Butler (1-0)	G. Hartshill (0-1)	G. Speier (4)	83°	6:36 PM	3:25	2,547
20	5/27	Indianapolis	W, 6-5	13-7	A. Swarzak (1-0)	B. Ogil (0-1)		63°	6:35 PM	3:24	2,427
21	5/28	Indianapolis	W, 3-0	14-7	J. Kowar (5-0)	S. Wright (1-1)	J. Newberry (1)	52°	7:07 PM	2:47	2,397
22	5/29	Indianapolis	W, 16-5	15-7	C. Snider (2-1)	B. Snider (2-2)		66°	7:05 PM	2:58	5,048
23	5/30	Indianapolis	W, 7-2	16-7	M. Shawany (1-0)	C. Ponca (0-1)		63°	1:06 PM	3:10	3,371
24	6/1	Iowa	W, 5-3	17-7	G. Speier (1-0)	R. Meisinger (1-1)		73°	7:07 PM	3:01	2,548
25	6/2	Iowa	L, 2-0	17-8	K. Njan (1-0)	J. Vines (2-2)	J. Jewell (1)	80°	7:07 PM	3:27	3,829
26	6/3	Iowa	W, 8-5	18-8	C. Hernandez (2-1)	R. Stock (0-1)	A. Swarzak (2)	85°	7:07 PM	2:50	4,315
27	6/4	Iowa	W, 13-8	19-8	E. Butler (2-0)	M. Swamer (0-1)		91°	7:05 PM	3:21	3,105
28	6/5	Iowa	L, 5-0	19-9	S. Blewett (1-1)	S. Effros (0-1)	G. Speier (5)	90°	7:06 PM	2:31	4,083
29	6/6	Iowa	W, 8-3	20-9	J. Vines (3-2)	A. Sampson (0-1)	D. Coleman (2)	94°	7:06 PM	2:59	3,529
30	6/8	@ St. Paul	L, 4-1	21-9	I. Hamilton (2-0)	T. Zuber (0-1)		94°	7:07 PM	2:52	5,044
31	6/9	@ St. Paul	W, 5-2	22-9	A. Sottileri (2-0)	I. Duran (0-1)	A. Swarzak (3)	78°	8:23 PM	3:07 (1:18)	4,778
32	6/10	@ St. Paul	W, 6-4	23-9	D. Lynch (2-1)	C. Shupler (0-1)	A. Swarzak (4)	78°	7:10 PM	3:02	4,852
33	6/11	@ St. Paul	W, 6-2	24-9	S. Blewett (2-1)	R. Whalen (0-2)	A. Swarzak (4)	88°	7:08 PM	3:04	5,877
34	6/12	@ St. Paul	W, 11-5	25-10	A. Alberts (2-0)	J. June (0-1)		85°	7:08 PM	3:14	7,042
35	6/13	@ St. Paul	W, 10-6	26-10	C. Barnes (2-0)	G. Barnes (1-0)		85°	7:08 PM	3:12	2,209
36	6/15	Louisville	L, 9-5	26-11	D. Lynch (3-1)	B. Takahashi (1-3)		91°	7:05 PM	3:04	3,033
37	6/16	Louisville	L, 8-5	26-11	R. Sanmartin (1-1)	E. Butler (2-1)	C. Pérez (1)	93°	7:07 PM	3:01	2,576
38	6/17	Louisville	W, 12-5	27-11	H. Genes (0-1)	J. Vines (3-3)	J. Newberry (2)	80°	7:06 PM	3:08	3,448
39	6/18	Louisville	W, 5-1	28-11	S. Blewett (3-1)	M. Mariot (0-1)		87°	7:08 PM	3:05	3,389
40	6/19	Louisville	L, 12-2	28-12	R. O'Brien (2-0)	M. Martinez (0-1)		90°	7:06 PM	3:03	3,963
41	6/20	Louisville	W, 7-5	29-12	G. Gavin (2-0)	B. Takahashi (1-4)	T. Zuber (1)	80°	7:06 PM	3:08	3,426
Postponed - made up August 24th (L, 8-5)											
42	6/23	@ Iowa	W, 12-4 (7)	30-12	J. Kalish (1-1)	M. Swamer (0-4)		86°	4:10 PM	2:28	4,680
43	6/23	@ Iowa	L, 8-5 (7)	30-13	A. Sampson (2-0)	S. Blewett (2-3)	J. Jewell (2)	86°	7:13 PM	2:57	3,912
44	6/24	@ Iowa	W, 9-6 (7)	31-13	G. Hauschild (0-1)	R. Meisinger (2-1)	D. Tapia (1)	85°	7:10 PM	2:59 (32)	3,162
45	6/25	@ Iowa	L, 4-3	31-14	B. Leeper (1-0)	J. Newberry (0-1)		85°	7:12 PM	2:40	8,214
46	6/26	@ Iowa	W, 13-2	32-14	D. Lynch (4-1)	J. Biagini (1-3)		75°	7:24 PM	3:33 (1:16)	7,283
47	6/27	@ Iowa	L, 3-1	32-15	K. Stewart (1-1)	J. Kowar (2-1)		82°	7:06 PM	3:11	2,539
48	6/29	@ St. Paul	L, 15-4	32-16	K. Baracough (0-1)	J. June (0-2)		82°	7:05 PM	3:34	6,676
49	6/30	@ St. Paul	L, 7-4	32-17	A. Alberts (3-1)	S. Blewett (2-3)	N. Vincent (2)	84°	7:06 PM	3:06	6,616
50	7/1	@ St. Paul	W, 6-1	33-17	M. Martindale (0-1)	M. Martindale (0-1)		76°	7:06 PM	2:59	6,012
51	7/2	@ St. Paul	L, 7-3	33-18	J. Winder (1-0)	D. Lynch (4-2)		85°	7:06 PM	2:36	8,009
52	7/3	@ St. Paul	L, 4-2	33-19	C. Barnes (4-2)	J. Kowar (3-2)	I. Hamilton (1)	88°	6:06 PM	2:30	8,602
53	7/4	@ St. Paul	W, 10-6	34-19	E. Butler (3-1)	J. Harver (0-1)		77°	7:10 PM	3:08	9,317
54	7/6	Toledo	W, 7-5 (10)	35-19	J. Newberry (1-1)	R. Ross Jr. (2-0)		86°	7:06 PM	3:54	3,739
55	7/7	Toledo	L, 2-0	35-20	R. Pinto (4-1)	M. Martinez (1-2)	A. De Jesus (2)	75°	7:06 PM	2:29	3,350
56	7/8	Toledo	L, 12-5	35-21	N. Blackwood (0-1)	D. Lynch (4-3)		79°	7:06 PM	3:08	4,570
57	7/9	Toledo	W, 3-2	36-21	G. Gavin (3-0)	D. Hutchinson (0-1)	T. Zuber (2)	90°	7:07 PM	2:56	4,174
Postponed - made up September 1st (W, 4-3)											
58	7/11	Toledo	W, 6-5	37-21	D. Tapia (1-0)	R. Garcia (0-1)		80°	5:05 PM	3:43	5,338
59	7/13	@ Indianapolis	L, 5-4	37-22	M. Keller (1-0)	M. Martinez (3-0)	N. Means (1)	78°	7:04 PM	2:34	6,888
60	7/14	@ Indianapolis	W, 6-5 (12)	38-22	T. Zuber (1-1)	M. Eckelman (0-4)	D. Tapia (2)	84°	7:04 PM	4:01	5,050
61	7/15	@ Indianapolis	L, 4-3 (5)	38-23	S. Miller (0-1)	J. Vines (4-3)		78°	7:38 PM	1:30 (4:01)	5,834
Postponed - made up July 17th (W, 4-3)											
62	7/17	@ Indianapolis	W, 2-1 (7)	39-23	J. Kowar (6-2)	S. Brault (0-1)	T. Zuber (3)	80°	5:35 PM	2:02	9,331
63	7/17	@ Indianapolis	W, 4-3 (7)	40-23	E. Butler (4-1)	R. Suler (4-3)	G. Gavin (1)	79°	8:14 PM	2:20	5,280
64	7/18	@ Indianapolis	L, 12-10	40-24	G. Gavin (2-1)	G. Gavin (2-1)		76°	7:35 PM	2:16	7,258
65	7/20	St. Paul	L, 6-4 (10)	40-25	A. Vasquez (4-0)	I. Hamilton (2-1)		78°	11:05 AM	3:38	5,005
66	7/21	St. Paul	L, 7-6	40-26	M. Moran (1-0)	J. Kalish (1-2)	N. Vincent (4)	83°	7:05 PM	3:39	3,229
67	7/22	St. Paul	L, 7-6	40-27	R. Barrows (1-0)	J. Newberry (1-2)		86°	7:06 PM	3:06	4,503
68	7/23	St. Paul	W, 5-3	41-27	J. Kowar (7-2)	C. Barnes (5-3)	J. Vines (1)	91°	7:05 PM	3:07	5,552
69	7/24	St. Paul	L, 3-1	41-28	K. Baracough (0-1)	J. Newberry (1-3)	I. Moran (1)	89°	7:06 PM	2:58	5,142
70	7/25	St. Paul	W, 9-6	42-28	D. Coleman (1-0)	H. Hamilton (1-1)	J. Pajayms (1)	86°	7:06 PM	2:47	4,640
71	7/27	Toledo	W, 9-3	42-29	R. Pinto (5-1)	B. Barker (0-1)		86°	7:06 PM	2:44	5,459
72	7/28	Toledo	W, 14-12	43-29	J. Pajayms (2-1)	R. Ross Jr. (2-0)		85°	7:05 PM	4:33	4,415
73	7/29	Toledo	W, 8-5	44-29	J. Vines (3-2)	A. De Jesus (3-1)	J. Pajayms (2)	85°	7:05 PM	3:17	5,069
74	7/30	Toledo	L, 11-1	44-30	P. Pajano (2-0)	B. Singer (0-1)		77°	7:05 PM	3:06	6,819
75	7/31	@ Columbus	L, 3-0	44-31	M. Leiler Jr. (5-4)	J. Kalish (1-3)	W. Vest (1)	79°	7:07 PM	2:42	8,139
76	8/1	@ Columbus	L, 6-3	44-32	A. Lange (1-1)	J. Newberry (1-4)		76°	2:06 PM	3:03	6,684
77	8/3	@ Columbus	W, 11-7 (11)	45-32	D. Coleman (2-1)	J. Mota (0-1)		80°	7:07 PM	4:38 (1:10)	10,100
78	8/4	@ Columbus	L, 6-4	45-33	K. Hengel (6-3)	J. Kalish (2-4)	J. Stephens (5)	84°	7:06 PM	3:26	6,161
79	8/5	@ Columbus	W, 7-4	46-33	M. Martinez (2-3)	H. Filmyer (1-5)		85°	7:06 PM	3:09	6,041
80	8/6	@ Columbus	L, 5-4 (10)	46-34	J. Stephens (1-4)	T. Zuber (1-1)		85°	7:05 PM	3:16	7,595
81	8/7	@ Columbus	W, 13-19	47-34	B. Barker (1-1)	S. Moss (1-5)	T. Zuber (4)	68°	7:17 PM	4:01 (1:22)	8,331
82	8/8	@ Columbus	L, 4-0	47-35	A. Allen (2-3)	E. Butler (4-2)		90°	4:07 PM	2:31	6,504
83	8/10	Iowa	W, 10-2	47-36	M. Swamer (5-1)	M. Kowar (7-4)		77°	7:08 PM	3:14	4,141
84	8/11	Iowa	W, 12-6	48-36	E. Roberts (2-0)	M. Martinez (2-4)		88°	7:06 PM	4:03	2,968
85	8/13	Iowa	L, 2-1	48-37	J. Kalish (2-3)	M. Hauschild (0-6)	T. Zuber (5)	82°	7:06 PM	2:49	5,593
86	8/14	Iowa	W, 6-2	49-38	E. Butler (5-2)	J. Biagini (2-6)		81°	7:06 PM	3:04	7,061
87	8/15	Iowa	L, 6-0	49-39	D. Maples (2-0)	J. Kowar (7-4)	M. Swamer (1)	84°	5:06 PM	3:17	5,754
89	8/15	@ Columbus	W, 9-4	49-40	A. Gaze (3-1)	M. Martinez (3-5)		85°	7:06 PM	2:57	3,909
90	8/18	Columbus	L, 7-5 (10)	49-41	J. Stephens (2-0)	J. Vines (5-4)		84°	7:06 PM	3:55	2,008
91	8/19	Columbus	L, 6-3	49-42	M. Koch (2-2)	K. Zimmer (1-1)		85°	7:06 PM	3:10	4,521
92	8/20	Columbus	W, 10-4	50-42	K. Hengel (7-3)	J. Kalish (3-5)		83°	8:33 PM	3:37 (1:28)	4,217
93	8/21	Columbus	W, 3-0	50-43	J. Kowar (8-4)	B. Pascoe (0-3)	T. Zuber (6)	76°	7:06 PM	2:39	6,647
94	8/22	@ Columbus	W, 14-4	51-43	S. Blewett (4-3)	J. Mejia (0-3)		85°	5:07 PM	3:54	4,443
95	8/24	@ Iowa	W, 8-6 (8)	52-43	D. Coleman (3-0)	E. Roberts (2-1)		94°	4:08 PM	3:00	4,450
96	8/24	@ Iowa	L, 8-7	52-44	M. Swamer (6-1)	B. Barker (1-1)		81°	7:48 PM	3:19	4,450
97	8/25	@ Iowa	W, 10-3	53-44	E. Butler (6-2)	A. Alzola (0-1)		90°	6:38 PM	3:04	3,831
98	8/26	@ Iowa	W, 7-2	54-44	J. Vines (6-4)	A. Walden (4n (4					



# QUAD CITIES RIVER BANDITS

HIGH-A (MIDWEST LEAGUE, WEST DIVISION)

Media Relations Contact: Kyle Kercheval ([kyle@riverbandits.com](mailto:kyle@riverbandits.com))

Modern Woodmen Park (4,024)

First Year: 1901

Affiliation: Since 2021

2021: 77-41 (1st, High-A Central, West Division)

League Titles: 12 (1914, '33, '36, '49, '68, '71, '79, '90, 2011, '13, '17, '21)

## 2021 RIVER BANDITS STATISTICS

2021 RIVER BANDITS HITTING STATISTICS																										
PLAYER	AVG	G	AB	R	H	TB	2B	3B	HR	RBI	BB	IBB	SO	SB	CS	OBP	SLG	OPS	PA	SAC	SF	HBP	GIDP			
Bates, Parker	.243	11	37	3	9	11	2	0	0	5	6	0	8	1	0	.349	.297	.646	43	0	0	0	1			
Bradley, Tucker	.280	86	307	53	86	132	18	5	6	42	42	0	77	9	1	.370	.430	.800	360	6	2	3	2			
Cole, Eric	.240	100	366	71	88	144	14	3	12	61	53	1	72	9	3	.333	.393	.727	437	2	10	3	1			
Eaton, Nathan	.243	70	259	44	63	96	13	1	6	37	35	0	71	23	3	.344	.371	.715	304	5	0	5	1			
Emodi, Michael	.143	5	21	0	3	3	0	0	0	0	1	0	10	0	0	.182	.143	.325	22	0	0	0	0			
Emshoff, Kale	.222	8	27	1	6	8	2	0	0	2	6	0	13	0	0	.364	.296	.660	33	0	0	0	0			
Garcia, Maikel	.281	53	217	38	61	86	8	4	3	24	24	0	40	11	3	.351	.396	.748	243	1	1	0	1			
Gentry, Tyler	.259	44	147	29	38	66	10	0	6	28	29	0	55	4	0	.395	.449	.844	186	1	3	6	2			
Govern, Jimmy	.313	41	147	23	46	71	13	0	4	27	8	0	24	3	0	.365	.483	.848	160	1	0	4	2			
Guzmán, Jelson	.289	34	142	25	41	66	11	1	4	22	12	0	35	9	3	.352	.465	.817	160	1	2	3	2			
Hancock, William	.192	69	229	30	44	72	11	1	5	35	28	0	98	0	0	.289	.314	.604	268	2	4	5	1			
Hughes, Gage	.188	6	16	2	3	5	2	0	0	0	1	0	7	0	0	.235	.313	.548	17	0	0	0	0			
Jaquez, Rubendy	.377	19	53	15	20	25	5	0	0	7	6	0	9	7	2	.433	.472	.905	63	3	1	0	1			
Loflin, Nick	.289	90	356	67	103	165	22	5	10	57	42	0	60	11	2	.373	.463	.837	410	3	2	7	3			
Massey, Michael	.289	99	388	76	112	206	27	2	21	87	33	0	68	12	2	.351	.531	.882	439	3	7	8	5			
Matias, Seuly	.213	36	141	26	30	71	5	3	10	28	12	0	58	3	0	.302	.504	.805	159	0	0	6	2			
Means, Jake	.227	69	247	32	56	103	13	2	10	34	39	0	78	3	0	.338	.417	.755	292	0	1	3	9			
Mondesi, Paul	.333	2	9	0	3	3	0	0	0	0	0	0	0	0	0	.333	.333	.667	9	0	0	0	0			
Pasquantino, Winnie	.291	61	237	44	69	134	20	3	13	42	33	0	38	4	0	.384	.565	.950	276	0	2	4	3			
Porter, Logan	.241	77	257	53	62	116	10	1	14	45	45	0	81	1	0	.368	.451	.819	310	0	1	7	4			
Rave, John	.252	77	278	49	70	126	8	3	14	51	38	1	93	13	0	.352	.453	.805	322	1	0	5	2			
Stupienski, Gavin	.264	37	110	24	29	53	7	1	5	19	20	0	26	0	0	.376	.482	.858	134	1	2	1	2			
Tolbert, Tyler	.188	6	16	4	3	7	1	0	1	4	3	0	6	4	0	.316	.438	.753	19	0	0	0	0			
<b>QC TOTALS</b>	<b>.261</b>	<b>118</b>	<b>4007</b>	<b>709</b>	<b>1045</b>	<b>1769</b>	<b>222</b>	<b>35</b>	<b>144</b>	<b>657</b>	<b>516</b>	<b>2</b>	<b>1027</b>	<b>127</b>	<b>19</b>	<b>.352</b>	<b>.441</b>	<b>.794</b>	<b>4666</b>	<b>30</b>	<b>38</b>	<b>70</b>	<b>44</b>			

BOLD = Team Leader

2021 RIVER BANDITS PITCHING STATISTICS																										
PLAYER	W	L	ERA	G	GS	CG	SHO	GF	HLD	SV	SVO	IP	H	R	ER	HR	BB	IBB	SO	AVG	WHIP	WP	BK	GDP	TBF	
Biasi, Dante	5	2	3.77	24	6	0	0	0	0	2	2	71.2	53	35	30	9	5	33	0	84	.203	1.20	3	1	4	301
Block, A.J.	4	5	3.81	19	16	0	0	2	0	0	0	85.0	67	39	36	7	7	33	0	98	.215	1.18	3	0	7	355
Capps, Holden	1	0	2.25	5	0	0	0	0	0	1	0	8.0	8	2	2	0	0	4	0	10	.276	1.50	1	0	1	33
Chamberlain, Christian	1	0	4.91	2	0	0	0	0	0	0	0	3.2	3	2	2	0	0	1	0	6	.214	1.09	1	0	0	15
Cosby, Christian	4	3	4.50	20	10	0	0	3	1	0	0	72.0	66	40	36	12	2	17	0	81	.238	1.15	9	0	2	299
Davila, Garrett	6	2	2.45	27	0	0	0	19	2	4	5	51.1	37	18	14	2	4	20	1	42	.202	1.11	4	0	5	208
Dipoto, Jonah	1	0	3.19	22	0	0	0	16	0	8	10	31.0	18	12	11	1	2	23	0	39	.159	1.32	5	1	0	138
Eldred, C.J.	0	0	8.82	5	1	0	0	0	0	0	0	16.1	26	17	16	5	0	6	0	17	.366	1.96	2	1	3	77
Ellis, Mitch	8	2	5.36	28	1	0	0	11	2	2	4	48.2	55	33	29	5	6	21	2	56	.284	1.56	4	1	4	224
Gambrell, Grant	2	1	4.37	5	5	0	0	0	0	0	0	22.2	16	12	11	5	0	7	0	18	.190	1.01	2	1	0	91
Gray, Peyton	2	1	1.26	15	0	0	0	9	1	6	7	28.2	16	6	4	2	3	15	0	47	.163	1.08	1	0	0	118
Haake, Zach	4	1	3.74	11	10	0	0	0	0	0	0	45.2	35	20	19	9	1	22	0	47	.208	1.25	1	0	2	192
Kalich, Kasey	2	2	4.12	10	0	0	0	7	0	1	0	19.2	23	10	9	2	0	6	0	23	.280	1.47	1	0	1	88
Klein, Will	7	1	3.20	36	0	0	0	16	7	4	9	70.1	43	28	25	4	1	44	0	121	.173	1.24	5	1	3	296
Lacy, Asa	2	5	5.19	14	14	0	0	0	0	0	0	52.0	41	31	30	5	8	41	0	79	.222	1.58	10	0	4	237
Lukas, Adam	1	1	3.38	6	0	0	0	4	1	2	2	8.0	5	3	3	0	0	5	0	9	.179	1.25	0	0	0	34
Marquez, Emilio	1	0	10.13	4	2	0	0	0	0	0	0	13.1	20	15	15	7	1	4	0	14	.345	1.80	0	0	0	64
Monke, Caden	0	0	1.42	5	0	0	0	2	1	0	0	6.1	4	1	1	0	1	0	5	200	0.79	0	0	2	22	
Morel, Yohanse	4	2	6.66	30	2	0	0	9	2	2	5	50.0	54	44	37	8	5	32	1	45	.278	1.72	8	1	8	232
Murdock, Noah	2	1	3.18	7	6	0	0	0	0	0	0	22.2	15	9	8	0	2	11	0	19	.181	1.15	3	0	0	96
Neuvellet, Charlie	2	3	4.81	13	12	0	0	1	0	0	0	58.0	64	37	31	7	5	23	0	50	.278	1.50	5	0	5	262
Parrish, Drew	1	0	0.00	4	1	0	0	1	0	1	1	15.2	5	0	0	0	0	3	0	23	.096	0.51	0	0	0	56
Paulino, Anderson	1	1	4.91	3	1	0	0	0	0	0	0	7.1	9	7	4	1	1	3	0	7	.300	1.64	1	0	2	34
Phillips, Zack	0	1	2.21	10	0	0	0	3	1	1	2	20.1	18	6	5	1	9	0	14	.228	1.33	1	0	1	88	
Ramirez, Ruben	0	0	9.82	4	0	0	0	1	1	0	1	7.1	10	8	8	2	1	5	0	8	.333	2.05	0	0	0	37
Ratliff, Tad	0	0	9.82	3	0	0	0	0	1	0	0	3.2	4	4	4	1	0	2	0	7	.267	1.64	0	0	0	17
Smith, Patrick	1	1	3.57	10	0	0	0	1	3	0	0	17.2	14	7	7	3	1	10	0	20	.222	1.36	1	0	3	74
Stupienski, Gavin	0	1	27.00	2	0	0	0	2	0	0	0	1.1	5	5	4	1	2	0	0	.625	5.25	0	0	0	12	
Veneziano, Anthony	6	4	3.75	22	22	0	0	0	0	0	0	93.2	76	46	39	11	10	37	0	127	.222	1.21	9	0	7	393
Watson, Nolan	1	1	11.05	3	1	0	0	0	0	0	0	7.1	15	10	9	0	1	3	0	5	.429	2.45	0	0	1	41
Webb, Nathan	4	1	4.41	17	0	0	0	8	1	1	3	32.2	26	17	16	2	0	9	0	46	.215	1.07	5	1	1	131
Zerpa, Angel	4	0	2.59	8	8	0	0	0	0	0	0	41.2	32	12	12	2	2	8	0	53	.205	0.96	0	0	0	167
QC TOTALS	77	41	4.15	118	118	0	6	118	25	33	52	1033.2	883	536	477	114	69	460	4	1220	.229	1.30	85	8	66	4432

GM #	DATE	OPPONENT	SCORE	RECORD	Wn	Loss	Save	Temp	1st PITCH	TIME	ATT.
1	4/4	@ South Bend	W, 4-3	1-0	M. Boych (1-0)	A. Lukas (1)	C. Uestert (1)	54"	7:06 PM	3:11	2,665
2	5/5	@ South Bend	W, 4-3	2-0	B. Hughes (1-0)	A. Lucy (1)	B. Caraway (1)	54"	7:06 PM	3:11	1,141
3	5/6	@ South Bend	W, 9-8	3-0	N. Watson (1-0)	D. Lawso (0-1)	Y. Morel (1)	45"	7:05 PM	3:40	1,652
4	5/7	@ South Bend	W, 9-6	4-0	D. Biasi (0-1)	A. Lukas (1)	C. Casey (0-1)	53"	7:04 PM	3:40	2,061
5	5/8	@ South Bend	W, 5-1	5-0	G. Gambrell (1-0)	R. Jansen (0-1)	Y. Morel (1)	53"	4:07 PM	2:51 (09)	2,669
5/9		@ South Bend	Cancelled								
6	5/11	Cedar Rapids	W, 12-5	4-2	Y. Morel (1-0)	Z. Featherstone (0-1)		57"	6:35 PM	3:06	2,061
7	5/12	Cedar Rapids	W, 6-1	5-2	D. Parrish (1-0)	M. Acosta (1-1)	J. Dipoto (1)	66"	6:34 PM	2:52	1,009
8	5/13	Cedar Rapids	W, 6-2	6-2	Z. Haake (1-0)	J. Cheshire (0-1)	A. Lukas (2)	70"	6:35 PM	3:01	1,432
9	5/14	Cedar Rapids	W, 6-4	7-2	D. Molina (1-0)	A. Veneziano (0-1)		69"	6:32 PM	3:11	2,375
10	5/15	Cedar Rapids	W, 7-5	8-2	Y. Morel (2-0)	J. Cheshire (0-2)		65"	6:34 PM	3:01	2,551
11	5/16	Cedar Rapids	W, 3-2	8-3	J. Dipoto (1-0)	J. Olson (0-1)		66"	6:02 PM	2:42	1,655
5/18		@ Peoria	Postponed - made up May 18th (W, 5-3)								
12	5/19	@ Peoria	W, 1-0	9-3	A. Lucy (1-1)	M. Lardner (0-1)	D. Parrish (1)	78"	5:04 PM	2:29	309
13	5/19	@ Peoria	W, 5-3 (7)	10-3	A. Lukas (1-1)	L. Gragg (0-1)		73"	7:49 PM	2:27	409
14	5/20	@ Peoria	W, 4-3	11-4	S. Solano (1-0)	A. Veneziano (0-2)	F. Pacheco (1)	81"	6:35 PM	2:51	376
15	5/21	@ Peoria	W, 11-1	12-4	G. Gambrell (2-0)	N. Troopie-Jewson (0-1)		85"	6:32 PM	2:39	569
16	5/22	@ Peoria	W, 8-0	12-4	A. Zepa (1-0)	N. Heredia (0-2)		82"	6:32 PM	2:58	1,085
17	5/23	@ Peoria	W, 5-2	13-4	C. Chamberlain (1-0)	J. Ralston (0-2)	J. Dipoto (2)	82"	1:36 PM	2:39	466
18	5/25	@ Dayton	W, 1-0	14-5	J. Gilbert (2-1)	Y. Morel (2-1)		84"	7:06 PM	3:21	2,649
19	5/26	@ Dayton	W, 15-5	14-5	W. Klein (1-0)	J. Schneider (0-1)	M. Ellis (1)	74"	7:07 PM	3:26	2,480
20	5/27	@ Dayton	W, 7-6	13-6	J. Pachue (2-0)	Z. Phillips (0-1)	S. Helling (1)	78"	7:05 PM	3:00	2,756
5/28		@ Dayton	Postponed - made up May 29th (W, 2-1)								
21	5/29	@ Dayton	W, 6-4	14-7	P. Garcia (1-0)	A. Block (0-1)		56"	6:09 PM	2:12	2,926
22	5/29	@ Dayton	W, 2-1 (7)	15-7	A. Zepa (2-0)	N. Davis (0-3)	J. Dipoto (3)	56"	8:59 PM	2:27	3,073
23	5/30	@ Dayton	W, 10-4 (7)	15-8	G. Ashcraft (1-2)	A. Lucy (1-2)		60"	2:09 PM	3:09	1,265
24	6/1	@ Dayton	W, 1-0	15-9	J. Blose (1-0)			79"	6:33 PM	2:44	1,685
25	6/2	@ Beloit	W, 11-5	16-9	W. Klein (2-0)	K. Nicolas (2-1)	T. Mitzel (5)	79"	6:34 PM	2:59	1,108
26	6/3	@ Beloit	W, 7-5	17-10	Z. King (1-4)	G. Gambrell (2-1)		86"	6:32 PM	3:17	2,544
27	6/4	@ Beloit	W, 10-3	18-10	A. Zepa (2-0)	C. Guerrero (1-0)	J. Dipoto (4)	89"	6:32 PM	2:37	3,855
28	6/5	@ Beloit	W, 5-3	19-10	D. Biasi (2-0)	E. Brubard (0-1)		89"	6:31 PM	2:33	1,312
29	6/6	@ Beloit	W, 5-3	20-10	Z. Haake (2-1)	B. Hoeling (2-2)	Z. Phillips (1)	87"	1:03 PM	2:10	1,269
30	6/8	@ Peoria	W, 6-3	20-10	G. Davila (1-0)	M. Yasenka (0-2)	L. Taveras (2)	84"	6:37 PM	3:00	407
31	6/9	@ Peoria	W, 4-3	20-11	L. Aker (2-1)	N. Ellis (1-1)		83"	6:36 PM	2:48	478
32	6/10	@ Peoria	W, 4-3	20-12	N. Heredia (1-2)	W. Klein (2-1)	W. Pereira (1)	87"	6:36 PM	2:44	809
33	6/11	@ Peoria	W, 6-3	21-12	C. Lunn (1-2)	A. Lucy (1-3)		91"	6:36 PM	3:05	869
34	6/12	@ Peoria	W, 9-5	21-13	G. Davila (2-0)	L. Taveras (1-2)		87"	6:35 PM	2:47	487
35	6/13	@ Peoria	W, 8-4	22-13	A. Veneziano (1-2)	M. Yasenka (0-3)		89"	1:37 PM	2:33	622
36	6/15	Wisconsin	W, 5-3	23-13	C. Cosby (1-0)	N. Walters (2-3)	M. Ellis (2)	87"	6:32 PM	2:53	1,781
37	6/16	Wisconsin	W, 5-2	24-13	J. Zepa (1-1)	J. Bullard (1-1)		86"	6:31 PM	2:48	1,985
38	6/17	Wisconsin	W, 13-3	25-13	P. Gray (1-0)	J. Jarvis (0-5)	J. Dipoto (5)	94"	6:33 PM	3:07	2,514
39	6/18	Wisconsin	W, 6-2	26-13	Z. Haake (3-1)	R. Olson (3-4)		92"	6:32 PM	2:22	4,101
40	6/19	Wisconsin	W, 6-2	27-13	A. Veneziano (2-2)	Z. Mort (1-3)		90"	6:33 PM	2:58	4,890
41	6/20	Wisconsin	W, 7-1 (8)	28-14	L. Castaneda (1-1)	A. Block (2-1)		77"	1:02 PM	2:05 (58)	376
42	6/22	@ Beloit	W, 4-3	27-15	A. Velez (2-0)	A. Lucy (1-4)	J. Evans (2)	73"	6:35 PM	2:46	376
43	6/23	@ Beloit	W, 10-3	28-15	M. Ellis (1-1)	J. Walters (1-2)	J. Dipoto (6)	80"	6:35 PM	2:55	310
44	6/24	@ Beloit	W, 5-3	29-15	Z. Haake (3-1)	B. Hoeling (3-4)		79"	6:36 PM	2:50	250
45	6/25	@ Beloit	W, 6-5 (10)	30-16	J. Evans (1-1)	G. Davila (2-1)		72"	7:08 PM	3:25	375
46	6/26	@ Beloit	W, 14-12 (11)	30-16	M. Ellis (2-1)	A. Nard (1-1)	G. Davila (2)	77"	6:36 PM	4:16	399
47	6/27	@ Beloit	W, 1-0	31-16	P. Gray (2-1)	B. Puckett (1-1)	J. Dipoto (7)	72"	6:04 PM	2:16	1,446
48	6/29	Cedar Rapids	W, 1-0	31-17	Z. Featherstone (1-2)	N. Murdoch (0-1)		76"	6:32 PM	2:50	1,789
49	6/30	Cedar Rapids	W, 9-4	32-17	M. Ellis (3-1)	C. Griffith (4-3)		84"	6:31 PM	3:26	1,759
50	7/1	Cedar Rapids	W, 12-3	33-17	M. Ellis (4-1)	C. Lawerson (0-1)	W. Klein (1)	83"	6:35 PM	3:09	2,583
51	7/2	Cedar Rapids	W, 3-1	34-17	A. Block (1-2)	T. Beck (1-1)		79"	6:34 PM	3:21	5,004
52	7/3	Cedar Rapids	W, 6-1	35-17	A. Lucy (2-4)	K. Funderburk (1-3)	D. Biasi (2)	88"	6:01 PM	2:27	7,047
53	7/4	Cedar Rapids	W, 9-3	35-18	D. Molina (5-1)	C. Cosby (1-1)		82"	6:02 PM	3:33	4,135
5/18		@ Wisconsin	Postponed - made up June 17th (W, 2-1)								
54	7/7	@ Wisconsin	W, 8-7 (7)	35-19	C. Sierra (1-1)	G. Davila (2-2)		62"	5:05 PM	2:24	2,178
55	7/7	@ Wisconsin	W, 2-1 (7)	36-19	A. Block (2-2)	V. Castaneda (2-1)	P. Gray (1)	59"	8:08 PM	2:42	2,723
56	7/8	@ Wisconsin	W, 1-0	37-19	C. Lunn (2-0)	L. Gragg (1-1)	H. Chirino (3)	73"	7:06 PM	3:41	2,960
57	7/9	@ Wisconsin	W, 11-9	37-20	N. Murdoch (1-1)	J. Bullard (4-2)		73"	7:07 PM	3:47	3,533
58	7/10	@ Wisconsin	W, 17-5	38-20	G. Davila (3-2)	C. Sierra (1-2)	J. Dipoto (7)	74"	6:36 PM	3:41	3,507
59	7/11	@ Wisconsin	W, 38-1	39-21	F. Adams (1-1)	D. Biasi (2-1)		73"	6:08 PM	3:04	2,507
60	7/13	@ Beloit	W, 6-5	39-21	Y. Morel (1-4)	K. Nicolas (3-4)	P. Gray (2)	82"	6:35 PM	3:04	409
61	7/14	@ Beloit	W, 10-9	40-21	G. Davila (4-2)	Z. King (2-8)	W. Klein (2)	70"	6:36 PM	3:26	253
62	7/15	@ Beloit	W, 41-9	41-21	T. Mitzel (2-1)			85"	6:37 PM	3:26	391
63	7/16	@ Beloit	W, 6-4	42-21	N. Murdoch (2-1)	A. Velez (3-1)	P. Gray (3)	77"	6:36 PM	3:07	438
64	7/17	@ Beloit	W, 9-5	43-21	H. Capps (1-0)	B. Hoeling (3-6)		81"	6:36 PM	2:44	981
65	7/18	@ Beloit	W, 1-0	43-22	R. Babin (1-0)	C. Cosby (2-1)	T. Mitzel (7)	86"	2:05 PM	2:38	1,030
66	7/20	@ Peoria	W, 7-3	44-22	M. Ellis (4-1)	M. Lardner (0-2)	N. Webb (1)	87"	6:33 PM	2:49	2,803
67	7/21	@ Peoria	W, 9-4	45-22	W. Klein (3-1)	J. Schlesener (2-2)		82"	6:34 PM	3:13	1,981
68	7/22	@ Peoria	W, 5-4	45-23	E. Solano (3-0)	Y. Morel (4-2)	C. Thompson (2)	87"	6:33 PM	2:57	1,080
69	7/23	@ Peoria	W, 4-3	46-23	C. Lunn (3-1)	C. Newellier (0-1)		82"	6:33 PM	2:57	1,267
70	7/24	@ Peoria	W, 6-4	47-23	J. Schlesener (3-2)	A. Veneziano (3-1)	F. Pacheco (2)	91"	6:31 PM	3:12	1,665
71	7/25	@ Peoria	W, 5-2	48-23	A. Block (3-2)	M. Yasenka (0-7)		90"	1:03 PM	2:33	2,554
72	7/27	South Bend	W, 4-2	49-23	R. Cosby (2-2)	C. Cosby (2-2)	J. Dipoto (8)	90"	6:33 PM	2:46	2,486
73	7/28	South Bend	W, 11-14 (10)	47-26	B. Caraway (3-1)	N. Webb (0-1)		90"	6:32 PM	3:38	1,951
74	7/29	South Bend	W, 11-3	48-26	C. Newellier (1-1)	B. Whitney (0-1)		87"	6:34 PM	3:21 (1-04)	2,033
75	7/30	South Bend	W, 10-3	49-26	M. Ellis (5-1)	S. Reyes (3-6)		73"	6:36 PM	3:20	2,077
76	7/31	South Bend	W, 5-3	50-26	G. Davila (5-2)	H. Bogue (1-2)	P. Gray (4)	80"	6:31 PM	2:51	4,077
77	8/1	South Bend	W, 14-12	51-26	N. Webb (1-1)	B. Whitney (0-2)		81"	1:04 PM	3:48	3,366
78	8/3	@ Cedar Rapids	W, 8-3	52-26	D. Biasi (4-1)	J. Olson (1-4)	G. Davila (4)	82"	6:36 PM	3:24	2,017
79	8/4	@ Cedar Rapids	W, 5-6	53-26	C. Newellier (2-1)	C. Newellier (1-1)		79"	6:36 PM	3:26	1,646
80	8/5	@ Cedar Rapids	W, 8-2	54-26	A. Veneziano (3-3)	B. Gross (4-1)		75"	6:35 PM	2:44	1,755
81	8/6	@ Cedar Rapids	W, 4-1	54-27	L. Varland (2-1)	A. Block (3-3)	Z. Featherstone (7)	86"	6:37 PM	3:24	2,576
82	8/7	@ Cedar Rapids	W, 5-1	55-27	C. Cosby (3-1)	C. Newellier (2-1)	W. Klein (3)	85"	6:36 PM	3:23 (2-46)	2,824
83	8/8	@ Cedar Rapids	W, 7-5	56-27	K. Kalich (1-1)	E. Manoah Jr. (1-2)	P. Gray (6)	79"	2:05 PM	3:20	2,220
84	8/10	@ Beloit	W, 10-6	57-27	M. Ellis (6-1)	Z. King (2-9)		89"	6:34 PM	3:06	1,778
85	8/11	@ Beloit	W, 5-2	57-28	A. Velez (3-1)	A. Veneziano (4-1)		85"	6:32 PM	3:05	2,855
86	8/12	@ Beloit	W, 3-1	58-28	W. Klein (4-1)	A. Maldonado (0-1)		78"	6:34 PM	2:26	1,677
87	8/13	@ Beloit	L, 8-6 (10)	58-29	B. Puckett (1-1)	P. Gray (2-1)		83"	6:32 PM	3:31	2,694
88	8/14	@ Beloit	W, 3-1	59-29	G. Solano (3-0)	D. Parrish (2-1)		82"	6:33 PM	3:12	3,460
89	8/15	@ Beloit	W, 3-2 (10)	59-30	G. Davila (6-2)	T. Mitzel (3-7)		82"	6:03 PM	3:21	2,297
90	8/17	@ South Bend	W, 9-2	60-30	A. Veneziano (4-4)	M. Bain (3-4)		83"	7:06 PM	2:56	3,221
91	8/18	@ South Bend	L, 5-1	60-31	J. Nallas (3-1)	A. Block (4-1)		85"	7:05 PM	3:15	3,054
92	8/19	@ South Bend	W, 5-8	61-31	D. Biasi (5-1)	A. Vizcarra (0-1)		82"	7:06 PM	3:10 (1-2)	2,683
93	8/20	@ South Bend	W, 6-5 (8)	62-31	W. Klein (5-1)	B. Caraway (3-2)	Y. Morel (2)	85"	8:15 PM	2:45	6,127
94	8/21	@ South Bend	L, 4-2	62-32	A. Espinoza (1-3)	C. Newellier (2-2)	E. Nunez (2)	88"	7:06 PM	3:04	4,933
95	8/22	@ South Bend	L, 8-7	63-32	A. Veneziano (5-4)	M. Bain (3-8)		80"	2:07 PM	2:44	5,181
8/24		Wisconsin	Postponed - made up August 25 (W, 2-1)								
96	8/25	Wisconsin	L, 8-4 (7)	63-33	R. Naran (1-0)	C. Cosby (3-1)		91"	5:04 PM	2:40	3,002
97	8/25	Wisconsin	W, 5-3 (7)	63-33	N. Webb (3-1)	H. Chirino (3-1)		86"	6:34 PM	3:03	2,629
98	8/26	Wisconsin	W, 7-5	63-33	K. Kalich (2-1)	N. Bennett (2-4)		91"	6:35 PM	3:31	3,435
99	8/27	Wisconsin	W, 8-6	66-33	W. Klein (6-1)	H. Chirino (4-1)		91"	6:35 PM	3:30	3,435
100	8/28	Wisconsin	W, 12-0	67-33	A. Veneziano (6-4)	T. Shook (1-1)		90"	6:33 PM	3:11	5,231
8/29		Wisconsin	Cancelled								
101	8/31	@ Cedar Rapids	W, 12-2	67-34	L. Varland (5-1)	A. Block (3-5)		78"	6:38 PM	3:00	1,533
102	9/1	@ Cedar Rapids	W, 4-0	68-34	C. Cosby (4-3)	S. Gipson-Lynn (2-2)		78"	6:35 PM	2:27	1,844
103	9/2	@ Cedar Rapids	W, 10-9	68-35	M. Acosta (6-1)	T. Floyd (1-1)		85"	6:35 PM	3:08	1,371
104	9/3	@ Cedar Rapids	W, 9-5	69							





# COLUMBIA FIREFLIES

**SINGLE-A (CAROLINA LEAGUE, SOUTH DIVISION)****Media Relations Contact:** John Kocsis Jr. ([jkocsis@columbiafireflies.com](mailto:jkocsis@columbiafireflies.com))**Sega Park (9,077)****First Year:** 2016**Affiliation:** Since 2021**2021:** 48-71 (4th, Low-A East, South Division)**League Titles:** 0

## 2021 FIREFLIES STATISTICS

### 2021 FIREFLIES HITTING STATISTICS

PLAYER	AVG	G	AB	R	H	TB	2B	3B	HR	RBI	BB	IBB	SO	SB	CS	OBP	SLG	OPS	PA	SAC	SF	HBP	GIDP
Bradley, Tucker	.348	8	23	2	8	9	1	0	0	3	4	0	3	3	1	.500	.391	.891	30	0	0	3	0
Collins, Darryl	<b>.246</b>	86	317	45	<b>78</b>	107	8	3	5	54	52	1	55	15	5	<b>.367</b>	<b>.338</b>	<b>.705</b>	383	2	2	10	2
Dennis, Austin	.400	2	5	1	2	5	0	0	1	1	1	0	0	0	0	.500	1.000	1.500	6	0	0	0	0
Dixon, Burlie	.237	56	186	34	44	69	9	2	4	20	27	0	75	17	5	.345	.371	.716	221	1	2	5	2
Emshoff, Kale	.273	55	198	29	54	100	14	1	10	43	30	1	74	0	0	.380	.505	.885	234	0	1	5	1
Familla, Felix	.265	66	234	17	62	72	7	0	1	25	21	0	55	0	0	.342	.308	.650	268	0	1	7	<b>10</b>
Garcia, Maikel	.303	51	195	40	59	81	13	3	1	26	38	1	33	24	3	.409	.415	.824	237	0	4	0	6
Garza, Saul	.281	43	153	26	43	66	14	0	3	23	17	0	60	2	1	.382	.431	.813	178	0	0	8	1
Gonzalez, Herard	.235	90	311	<b>63</b>	73	116	<b>16</b>	3	7	44	<b>62</b>	1	125	13	5	.367	.373	<b>.740</b>	387	3	<b>5</b>	6	4
Hernandez, Diego	.274	74	266	47	73	89	9	2	1	19	32	0	66	34	<b>10</b>	.355	.335	.690	310	<b>6</b>	3	3	3
Hernandez, Omar	.174	69	241	21	42	66	11	2	3	20	17	0	68	3	0	.233	.274	.507	264	2	2	2	4
Hughes, Gage	.213	58	188	26	40	62	8	1	4	18	16	0	42	7	1	.288	.330	.618	216	4	3	5	1
Jaquez, Rubendy	.200	56	180	28	36	48	8	2	0	10	17	0	41	13	3	.274	.267	.541	201	0	2	2	3
Marquez, Jose	.164	19	61	7	10	17	1	0	2	6	5	0	23	3	2	.250	.279	.529	69	1	0	2	0
McConnell, Brady	.196	30	107	12	21	38	6	1	3	17	14	0	49	3	0	.289	.355	.644	122	1	0	0	2
Means, Jake	.208	28	96	23	20	44	6	0	18	20	0	0	32	2	1	.356	.458	.814	121	0	0	2	1
Negret, Juan Carlos	.170	<b>100</b>	<b>358</b>	56	<b>61</b>	<b>143</b>	13	0	<b>23</b>	<b>76</b>	<b>56</b>	1	<b>155</b>	3	2	.298	<b>.399</b>	<b>.697</b>	<b>431</b>	0	<b>5</b>	<b>11</b>	8
Ramirez, Jean	.194	24	67	7	13	21	3	1	1	5	16	0	30	3	5	.372	.313	.685	89	3	0	3	3
Schmidt, Matthew	.135	49	155	22	21	35	5	0	3	16	25	0	87	0	1	.264	.226	.490	184	2	0	2	3
Shrum, Dillan	.194	9	31	3	6	9	0	0	1	2	3	0	13	0	0	.286	.290	.576	35	0	0	1	2
Tolbert, Tyler	.219	80	283	56	62	101	10	7	5	32	51	1	95	<b>49</b>	2	.352	.357	.709	347	3	2	8	5
Tresh, Luca	.143	10	35	0	5	6	1	0	0	5	4	0	11	0	0	.231	.171	.402	39	0	0	0	0
Valdez, Enrique	.185	26	92	12	17	28	5	0	2	9	6	0	38	1	1	.248	.304	.552	101	0	1	2	0
Wilson, Peyton	.231	11	39	6	9	14	3	1	0	1	4	0	10	5	0	.326	.359	.685	46	0	1	2	0
<b>COL TOTALS</b>	<b>.225</b>	<b>119</b>	<b>3821</b>	<b>583</b>	<b>859</b>	<b>1346</b>	<b>171</b>	<b>29</b>	<b>86</b>	<b>493</b>	<b>538</b>	<b>6</b>	<b>1240</b>	<b>200</b>	<b>48</b>	<b>.332</b>	<b>.352</b>	<b>.684</b>	<b>4519</b>	<b>28</b>	<b>34</b>	<b>89</b>	<b>59</b>

**BOLD** = Team Leader

### 2021 FIREFLIES PITCHING STATISTICS

Player	W	L	ERA	G	GS	CG	SHO	GF	HLD	SV	SVO	IP	H	R	ER	HR	HB	BB	IBB	SO	AVG	WHIP	WP	BK	GDP	TBF
Alcantara, Adrian	5	9	5.33	24	20	0	0	1	0	0	0	96.1	102	67	57	18	13	30	0	98	.266	1.37	9	2	7	427
Aquino, Ismael	0	2	2.57	11	0	0	0	0	8	2	2	14.0	8	7	4	2	4	12	3	13	.154	1.43	2	1	1	68
Arias, Wander	0	3	7.36	6	4	0	0	0	0	0	0	22.0	32	20	18	3	2	16	0	17	.364	2.18	1	1	2	108
Avila, Luinder	2	4	4.10	6	6	0	0	0	0	0	0	26.1	27	16	12	0	3	6	0	24	.260	1.25	3	0	1	114
Block, A.J.	1	0	0.56	4	2	0	0	0	1	0	0	16.0	6	1	1	1	2	3	0	26	.107	0.56	0	0	0	61
Bloye, Taylor	1	2	8.59	8	0	0	0	4	0	0	1	14.2	17	16	14	1	1	14	1	13	.279	2.11	2	0	0	77
Capellan, Delvin	1	2	3.48	9	6	0	0	1	0	0	0	33.2	30	13	13	3	4	16	0	34	.244	1.37	0	2	0	143
Cosby, Christian	1	1	2.45	5	0	0	0	0	1	0	0	14.2	12	4	4	2	0	6	0	23	.235	1.23	1	1	1	58
De Avila, Luis	5	4	5.16	24	0	0	0	5	1	0	3	52.1	69	38	30	4	0	19	3	59	.315	1.68	5	1	2	244
Eldred, C.J.	0	0	6.75	2	2	0	0	0	0	0	0	8.0	7	6	6	2	0	5	0	4	.259	1.50	1	0	0	32
Ellis, Mitch	1	0	0.00	2	0	0	0	0	0	0	0	5.1	3	1	0	0	1	0	0	6	.167	0.56	0	0	0	20
Franklin, A.J.	0	0	2.45	10	0	0	0	6	0	1	2	14.2	8	4	4	1	4	16	0	15	.178	1.64	2	0	4	67
Garcia, Heriberto	0	4	8.75	7	3	0	0	0	0	0	0	23.2	36	26	23	6	0	7	0	27	.346	1.82	4	1	3	111
Gray, Peyton	0	0	0.00	1	0	0	0	1	0	1	1	2.0	1	0	0	0	0	0	0	2	.143	0.50	0	0	0	7
Griffin, Foster	0	0	0.00	2	2	0	0	0	0	0	0	8.1	2	0	0	0	0	1	0	10	.077	0.36	0	0	1	27
Guerrero, Tyson	0	1	9.00	3	3	0	0	0	0	0	0	7.0	10	7	7	2	1	4	0	6	.323	2.00	0	0	0	36
Halligan, Patrick	0	1	6.75	5	0	0	0	3	0	1	1	9.1	13	9	7	2	1	5	1	12	.342	1.93	2	0	2	45
Hernandez, Ben	1	2	4.31	9	9	0	0	0	0	0	0	31.1	32	15	15	2	4	17	0	31	.271	1.56	6	0	4	139
Jaquez, Rubendy	0	0	0.00	1	0	0	0	1	0	0	0	0.1	0	0	0	0	0	1	0	1	.000	3.00	0	0	0	2
Kaufman, Rylan	2	5	5.95	23	20	0	0	0	0	0	0	81.2	77	57	54	10	11	37	0	94	.248	1.40	7	2	5	361
Marquez, Emilio	6	1	1.86	20	5	0	0	5	0	1	1	63.0	38	15	13	4	0	16	1	87	.170	0.86	5	0	0	245
McMillon, John	0	0	7.36	4	0	0	0	2	0	0	0	3.2	1	3	3	1	1	4	0	7	.083	1.36	1	0	0	17
Monke, Caden	0	0	0.00	2	0	0	0	1	0	0	0	2.2	1	3	0	1	0	3	0	5	.100	1.50	2	0	0	13
Noriega, Cruz	5	3	3.97	17	11	0	0	1	0	1	1	70.1	69	36	31	7	2	13	0	76	.255	1.17	4	0	3	288
Paulino, Anderson	6	6	4.54	21	11	0	0	4	0	0	0	79.1	91	52	40	9	8	21	1	79	.278	1.41	9	0	5	358
Pennington, Walter	3	3	3.18	23	0	0	0	12	1	4	5	39.2	36	15	14	2	4	14	1	37	.240	1.26	6	0	2	171
Peralta, Dario	0	0	6.92	10	0	0	0	6	0	1	1	13.0	15	14	10	2	1	9	0	8	.273	1.85	0	0	0	65
Phillips, Zack	0	3	1.95	15	0	0	0	14	1	2	3	27.2	22	8	6	2	2	4	0	37	.218	0.94	1	0	1	108
Rollings, Kipp	1	0	4.50	7	0	0	0	1	0	0	1	16.0	21	9	8	1	0	3	0	22	.313	1.50	0	0	2	70
Simoneili, Anthony	0	1	1.80	4	1	0	0	1	1	0	0	10.0	5	2	2	0	0	3	0	15	.143	0.80	0	0	0	38
Smith, Patrick	2	4	3.75	22	0	0	0	6	1	1	1	36.0	27	18	15	3	6	24	2	39	.209	1.42	3	0	0	161
Stil, Matt	2	2	4.64	17	14	0	0	0	0	0	0	52.1	46	29	27	8	3	33	0	55	.242	1.51	4	1	5	226
Wallace, Chase	3	4	5.28	25	0	0	0	8	0	1	4	46.0	52	33	27	3	6	24	0	41	.280	1.65	6	0	3	219
Wang, Chih-Ting	0	1	1.84	7	0	0	0	4	0	0	0	14.2	11	3	3	0	1	7	0	18	.204	1.23	0	1	3	62
Webb, Nathan	0	2	3.38	18	0	0	0	15	0	4	6	26.2	14	10	10	3	0	12	2	43	.154	0.98	2	1	2	105
Willis, Marlin	0	1	5.70	23	0	0	0	9	1	1	1	36.1	28	27	23	1	6	38	1	57	.209	1.82	11	4	4	185

GM #	DATE	OPPONENT	SCORE	RECORD	WIN	LOSS	SAVE	TEMP.	1ST PITCH	TIME	ATT.	
5/4	Augusta	Postponed - made up May 6 (W, 5-0)										
1	5/5	Augusta	L 8-1	0-1	B. Burgess (1-0)	A. Alcántara (0-1)	80°	7:01 PM	2:51	3,017		
2	5/6	Augusta	L 1-0 (7)	0-2	J. Yeager (1-0)	T. Owens (0-1)	77°	5:07 PM	2:11	3,019		
3	5/6	Augusta	W 5-0 (7)	1-1	M. Stil (1-0)	T. Owens (0-1)	76°	8:04 PM	2:41	3,019		
4	5/7	Augusta	W 12-2	2-2	C. Cady (1-0)	G. Rodriguez (0-1)	77°	7:06 PM	3:21	3,019		
5	5/8	Augusta	L 13-2	2-3	P. Williams (1-1)	R. Kaufman (0-1)	75°	6:08 PM	3:30	3,019		
6	5/9	Augusta	W 9-4	3-3	A. Alcántara (1-1)	B. Burgess (0-1)	84°	2:07 PM	3:27	3,019		
7	5/11	Charleston	W 4-3	4-3	A. Paulino (1-1)	J. Lopez (1-1)	77°	7:07 PM	3:13	3,135		
8	5/12	Charleston	W 12-4	5-3	L. De Avila (1-0)	B. Brecht (0-1)	50°	7:08 PM	2:56	1,293		
9	5/13	Charleston	L 2-4	5-4	T. Bridgen (1-0)	B. Hernandez (0-1)	C. White (2)	72°	7:05 PM	2:31	2,782	
10	5/14	Charleston	W 9-4	6-4	W. Pennington (1-0)	S. Johnson (0-2)	73°	7:05 PM	3:08	2,816		
11	5/15	Charleston	W 19-6	6-5	J. Dosack (1-0)	A. Alcántara (1-2)	76°	7:03 PM	3:41	3,136		
12	5/16	Charleston	L 8-5	6-6	A. Gross (1-1)	A. Paulino (1-1)	80°	5:05 PM	3:43	3,220		
13	5/18	Kannapolis	W 12-1	7-6	M. Stil (2-0)	C. Slesky (0-1)	73°	7:02 PM	3:11	2,118		
14	5/19	Kannapolis	W 8-2	8-6	P. Smith (1-1)	M. Saracco (0-1)	78°	7:01 PM	3:08	2,000		
15	5/20	Kannapolis	W 7-1	9-6	E. Marquez (1-1)	V. Silver (0-1)	82°	7:01 PM	2:55	2,637		
16	5/21	Kannapolis	L 6-2	9-7	A. Acevedo (1-0)	C. Noriega (0-1)	81°	7:01 PM	2:36	3,100		
17	5/22	Kannapolis	W 10-4	10-8	B. Horn (0-1)	B. Horn (0-1)	83°	7:03 PM	2:44	4,051		
18	5/23	Kannapolis	W 4-2	11-7	L. Block (1-0)	G. Alston (0-2)	86°	12:32 PM	2:33	2,422		
19	5/25	Augusta	L 4-3 (10)	11-8	M. Pena (3-0)	W. Pennington (1-1)	84°	7:08 PM	4:02	2,206		
20	5/26	Augusta	W 4-0	12-8	R. Kaufman (1-1)	J. Estes (0-1)	93°	7:08 PM	2:32	1,696		
21	5/27	Augusta	W 10-5	13-8	C. Noriega (1-1)	T. Owens (0-3)	93°	7:06 PM	2:46	3,040		
22	5/28	Augusta	W 7-6	14-8	D. Capellan (1-1)	K. Wells (0-2)	89°	7:05 PM	3:24	3,173		
23	5/29	Augusta	W 10-2	15-8	L. De Avila (2-0)	A. Barger (0-2)	84°	6:36 PM	3:33	4,412		
24	5/30	Augusta	L 5-1	15-9	B. Thompson (2-0)	C. Cady (1-1)	77°	5:06 PM	3:09	3,968		
25	6/1	Myrtle Beach	W 5-3 (11)	16-9	E. Marquez (2-0)	B. Reid (0-1)	73°	7:06 PM	3:48	3,705		
26	6/2	Myrtle Beach	W 6-2	17-9	A. Alcántara (2-2)	M. Espinoza (1-3)	80°	7:08 PM	2:52	1,994		
27	6/3	Myrtle Beach	L 1-0	17-10	B. Reid (1-1)	A. Paulino (2-2)	75°	7:05 PM	3:15 (2:44)	2,345		
28	6/5	Myrtle Beach	Postponed - made up June 5 (W, 5-2)									
29	6/5	Myrtle Beach	W 5-2 (7)	18-11	G. Jaramillo (1-1)	M. Stil (2-1)	79°	7:06 PM	2:39	2,404		
30	6/6	Myrtle Beach	Postponed - made up June 16 (L, 2-0)									
31	6/8	Charleston	L 4-0 (7)	17-12	W. Pennington (2-1)	R. Gallardo (0-2)	N. Webb (2)	79°	7:22 PM	2:26	4,315	
32	6/9	Charleston	W 5-3	18-13	S. Moore (2-0)	R. Kaufman (1-2)	C. White (4)	84°	7:05 PM	2:56	3,288	
33	6/9	Charleston	W 5-2	19-13	C. Noriega (2-2)	H. Figueroa (0-2)	E. Marquez (1)	77°	7:43 PM	3:14 (:38)	3,775	
34	6/10	Charleston	W 5-3	19-12	S. Johnson (2-2)	D. Capellan (1-2)	82°	7:06 PM	2:31	4,356		
35	6/11	Charleston	L 1-0	19-13	L. Moncada (1-4)	B. Hernandez (0-2)	81°	7:06 PM	2:42	4,251		
36	6/12	Charleston	W 2-0	20-14	A. Paulino (3-2)	J. Lopez (2-3)	Z. Phillips (1)	93°	6:05 PM	2:29 (:39)	3,621	
37	6/15	Augusta	Postponed - made up August 18 (L, 6-3)									
38	6/16	Augusta	L 7-5	21-15	L. De Avila (3-0)	J. Estes (0-1)	C. Wallace (1)	90°	7:08 PM	2:14	2,396	
39	6/17	Augusta	W 5-4	22-15	J. McSteen (1-0)	P. Smith (1-1)	86°	7:06 PM	3:35	2,179		
40	6/18	Augusta	W 5-0	23-15	A. Paulino (4-2)	T. Gordon (0-2)	86°	7:08 PM	2:42	3,504		
41	6/19	Augusta	W 2-0	24-15	B. Hernandez (2-2)	J. Johnson (0-2)	89°	7:09 PM	2:31	3,097		
42	6/20	Augusta	Postponed - made up July 24 (L, 3-2)									
43	6/22	Myrtle Beach	L 7-6	23-17	M. Willis (1-0)	A. Alcántara (0-1)	C. Campo (2)	81°	7:06 PM	2:17	1,660	
44	6/23	Myrtle Beach	W 10-1	24-18	G. Jaramillo (2-1)	A. Alvarz (0-1)	O. Ccampo (2)	81°	7:06 PM	3:58	3,342	
45	6/24	Myrtle Beach	W 6-4	24-18	L. De Avila (4-0)	J. Gonzalez (2-1)	W. Pennington (3)	81°	7:06 PM	2:18	3,316	
46	6/25	Myrtle Beach	W 6-2	25-18	C. Noriega (3-1)	R. Gallardo (1-1)	82°	7:06 PM	2:59	3,338		
47	6/26	Myrtle Beach	W 6-2 (10)	26-18	P. Smith (2-1)	J. Wright (1-0)	84°	6:40 PM	3:22	3,727		
48	6/27	Myrtle Beach	L 10-6	26-19	B. Reid (1-3)	N. Webb (0-1)	J. Reindl (1)	87°	7:07 PM	3:19	3,566	
49	6/29	Augusta	L 6-5	26-20	J. McSteen (2-0)	L. De Avila (4-1)	B. Dum (2)	91°	7:06 PM	2:33	3,715	
50	6/30	Augusta	L 1-0	26-21	A. Santos (3-2)	P. Smith (2-2)	E. Rodriguez (1)	84°	7:06 PM	2:33	3,676	
51	7/1	Augusta	W 7-1	27-21	E. Johnson (3-0)	W. Pennington (3-0)	N. Webb (3)	87°	7:09 PM	2:42	4,002	
52	7/2	Augusta	L 9-8	27-22	J. Yeager (5-0)	Z. Phillips (0-1)	82°	7:07 PM	3:52	3,096		
53	7/3	Augusta	W 7-4	28-22	W. Pennington (3-1)	G. Rodriguez (0-2)	N. Webb (4)	85°	6:37 PM	3:21	5,219	
54	7/4	Augusta	L 3-1	28-23	J. McSteen (3-0)	A. Alcántara (2-4)	E. Rodriguez (2)	91°	6:37 PM	2:46	5,306	
55	7/6	Charleston	L 3-2	28-24	C. Wallace (1-1)	B. Theisel (3-1)	A. Felipe (4)	82°	7:06 PM	2:42	3,172	
56	7/7	Charleston	L 3-2	28-25	L. Moncada (4-0)	N. Webb (0-2)	82°	7:06 PM	2:21	1,559		
57	7/8	Charleston	W 20-1	29-25	A. Paulino (5-2)	J. Lopez (3-5)	86°	7:07 PM	3:02	2,063		
58	7/9	Charleston	W 2-0	30-26	Z. Phillips (1-2)	S. Johnson (3-1)	82°	7:07 PM	3:17	2,071		
59	7/10	Charleston	W 8-4	30-26	A. Alcántara (3-4)	S. Johnson (3-2)	M. Willis (1-1)	91°	6:36 PM	2:31	4,614	
60	7/11	Charleston	W 7-1	31-27	T. Bradley (7-3)	C. Noriega (3-2)	90°	5:06 PM	3:03	2,500		
61	7/13	Myrtle Beach	W 3-1	31-27	E. Marquez (4-0)	R. Gallardo (2-1)	L. Aquino (2)	82°	7:07 PM	2:50	3,707	
62	7/14	Myrtle Beach	W 10-3	31-28	M. Espinoza (4-0)	R. Kaufman (1-3)	82°	7:07 PM	2:51	3,811		
63	7/15	Myrtle Beach	L 5-0	31-29	J. Almonte (1-1)	R. Kaufman (1-3)	82°	7:06 PM	3:10	3,576		
64	7/16	Myrtle Beach	L 6-5 (10)	31-30	B. Reid (1-4)	A. Aquino (0-1)	84°	7:08 PM	3:05	3,804		
65	7/17	Myrtle Beach	W 7-0 (7)	32-30	C. Noriega (4-2)	N. Webb (0-3)	86°	4:10 PM	2:07	3,187		
66	7/17	Myrtle Beach	L 2-0 (7)	32-31	J. Wright (1-1)	E. Marquez (4-1)	84°	6:46 PM	2:07	3,187		
67	7/18	Myrtle Beach	L 5-2	32-32	D. Correa (2-0)	M. Stil (2-2)	G. Jaramillo (1)	81°	6:07 PM	2:44	3,291	
68	7/20	Augusta	Postponed - made up July 16 (W, 16-5)									
69	7/21	Augusta	W 3-2	33-32	C. Wallace (1-2)	J. Estes (1-5)	P. Smith (1)	87°	7:06 PM	3:23	1,889	
70	7/22	Augusta	W 12-2 (7)	34-32	R. Kaufman (2-3)	R. Munoz (1-2)	93°	5:06 PM	2:35	3,455		
71	7/22	Augusta	W 16-5 (7)	35-32	A. Alcántara (4-4)	R. Munoz (1-2)	90°	8:20 PM	2:40	2,440		
72	7/23	Augusta	L 4-3	35-33	A. Barger (1-4)	B. Dum (3-0)	B. Dum (3)	83°	7:05 PM	3:19	3,243	
73	7/24	Augusta	L 7-5 (7)	35-34	K. Wells (1-3)	A. Aquino (0-2)	P. Williams (1)	88°	4:34 PM	2:19	4,362	
74	7/24	Augusta	L 3-2 (7)	35-35	R. Rodriguez (1-0)	C. Wallace (1-3)	J. Acuna (2)	84°	8:34 PM	2:19	2,402	
75	7/25	Augusta	W 36-4 (1)	36-35	M. Ellis (1-1)	C. Bryant (0-1)	P. Gray (1)	90°	5:07 PM	3:21	3,060	
76	7/27	Charleston	L 5-4 (9)	36-36	N. Catalina (1-4)	L. De Avila (5-1)	81°	5:55 PM	3:18	3,462		
77	7/28	Charleston	L 3-2	36-37	A. Felipe (2-0)	W. Pennington (3-3)	82°	7:10 PM	2:56	2,409		
78	7/29	Charleston	L 4-3 (10)	36-38	R. Rojas (1-0)	P. Smith (3-3)	88°	7:06 PM	3:15	3,859		
79	7/30	Charleston	L 12-6	36-39	S. Moore (3-3)	C. Noriega (4-3)	84°	7:09 PM	3:07	3,859		
80	7/31	Charleston	W 6-5	37-39	E. Marquez (5-1)	L. Moncada (4-1)	W. Pennington (4)	92°	6:38 PM	3:18 (2:33)	2,800	
81	8/1	Charleston	Postponed - made up August 18 (L, 6-3)									
82	8/1	Charleston	W 10-6	38-39	A. Paulino (6-3)	A. Lugo (2-1)	92°	5:09 PM	3:19	2,491		
83	8/3	Myrtle Beach	L 4-3	38-40	A. Sojo (2-0)	P. Smith (2-4)	G. Jaramillo (2)	78°	7:08 PM	3:26	2,287	
84	8/4	Myrtle Beach	L 4-3	38-41	T. Suelentrop (1-0)	A. Alcántara (4-5)	D. Correa (1)	79°	7:06 PM	2:59	1,808	
85	8/5	Myrtle Beach	L 4-3	38-42	B. Reid (1-4)	L. De Avila (4-0)	83°	7:06 PM	2:37	2,260		
86	8/6	Myrtle Beach	L 3-2 (10)	38-43	G. Jaramillo (3-1)	Z. Phillips (1-2)	78°	7:07 PM	2:29	2,469		
87	8/7	Myrtle Beach	L 10-8	38-44	J. Wright (2-3)	A. Paulino (4-6)	A. Sojo (1)	84°	6:36 PM	3:28	4,604	
88	8/8	Myrtle Beach	L 2-1	38-45	L. Correa (3-0)	W. Pennington (3-3)	B. Reid (5)	86°	5:07 PM	3:09	1,975	
89	8/10	Fayetteville	W 21-5	39-45	L. De Avila (5-1)	C. Caldeiron (0-1)	85°	7:06 PM	3:52	1,574		
90	8/11	Fayetteville	W 5-3	40-45	C. Noriega (5-3)	C. Deason (0-1)	Z. Phillips (2)	81°	7:05 PM	3:16	1,859	
91	8/12	Fayetteville	W 15-4	41-45	E. Marquez (6-1)	H. Tokar (0-1)	92°	7:07 PM	3:50	2,157		
92	8/13	Fayetteville	L 4-3	41-46	D. Tavares (3-4)	C. Wallace (1-4)	90°	7:06 PM	3:29	3,144		
93	8/14	Fayetteville	L 4-5	42-46	E. Blome (2-1)	C. Gomez (0-1)	87°	7:07 PM	3:57	3,038		
94	8/15	Fayetteville	L 3-2	42-47	C. Calderon (1-1)	A. Alcántara (4-6)	K. Ford (1)	82°	5:40 PM	3:05 (:35)	2,032	
95	8/17	Charleston	W 9-3	43-47	L. Avila (1-0)	S. Johnson (5-3)	84°	7:07 PM	3:12	2,037		
96	8/18	Charleston	L 4-3 (7)	43-48	A. Gross (1-4)	B. Reid (1-5)	89°	6:08 PM	3:17	2,037		
97	8/18	Charleston	L 6-3 (7)	43-49	A. Lugo (3-1)	H. Garcia (0-1)	J. LaSorsa (2)	83°	8:13 PM	2:43	2,210	
98	8/19	Charleston	L 5-4	43-50	M. Penqueu (1-0)	A. Paulino (5-5)	J. Lopez (2)	85°	7:52 PM	3:29 (:56)	3,087	
99	8/20	Charleston	W 8-4	44-50	K. Rollings (1-0)	S. Moore (1-1)	88°	7:07 PM	2:25	5,336		
100	8/21	Charleston	W 10-4	45-50	A. Alcántara (1-1)	A. Severino (0-1)	87°	7:09 PM	3:13 (:24)	2,904		
101	8/22	Charleston	W 10-4	45-51	L. Avila (2-0)	A. Lugo (3-2)	81°	5:06 PM	3:09	4,009		
102	8/24	Myrtle Beach	L 6-1	45-52	S. Reed (10-0)	H. Garcia (0-2)	D. Rodriguez (1)	84°	7:10 PM	3:05	2,375	
103	8/25	Myrtle Beach	L 8-3	45-53	C. Ocampo (0-6)	A. Paulino (6-6)	G. Jaramillo (4)	84°	7:07 PM	3:54	2,056	
104	8/26	Myrtle Beach	L 9-8	45-54	J. Almonte (2-2)	T. Bloye (2-1)	G. Jaramillo (4)	84°	7:07 PM	3:54	3,016	
105	8/27	Myrtle Beach	W 5-0	46-54	A. Alcántara (5-7)	J. Gonzalez (4-6)	A. Franklin (1)	84°	7:08 PM	2:38	3,059	
106	8/28	Myrtle Beach	W 10-4	46-55	D. Herz (3-4)	L. Avila (2-1)	84°	6:0				

# TRANSACTION TERMINOLOGY

**Active List:** The roster of players eligible to participate in a game.

- AAA: 28 players from opening day through the end of the championship season
- AA: 28 players from opening day through the end of the championship season
- A: 30 players from opening day through the end of the championship season

**Reserve List:** The roster of players eligible for placement on the Active List

- AAA: 38 players • Class AA: 37 players • Class A: 35 players (all levels)

**Championship Season:** The regular season of games, not including any post-season playoffs.

**Contract Voided:** A player's contract is terminated under provisions described in the contract. A player whose contract is voided becomes a free agent and may sign with any Club.

**Designated For Assignment (DFA):** A player (on a major league contract) is immediately removed from the 40-man roster. This allows the team time to decide what to do with the player while freeing up a roster spot for another transaction, if needed. Once a player is designated for assignment, the team has ten days to do one of the following things: the player can be traded, the player can be released, or the player can be put on waivers and, provided he clears, be sent outright to the minors.

**Injured List (IL):** An injured player may be placed on this list during the championship season only and must remain on the DL for a minimum period of seven days before the player can be reinstated to the Active List. A player on the Disabled List does not count against a Club's Active List limits, but does count against a Club's Reserve List limits.

**Disqualified List:** A player who violates a player contract or reservation may be placed on this list. There is no minimum number of days the player must remain on the Disqualified List before the player can be reinstated to the Active List. A player on the Disqualified List does not count against a Club's Active List limits or its Reserve List limits.

**Emergency Disabled List:** An injured Minor League Player may be placed on this list during the championship season only. A player on the Emergency Disabled List must remain on the list for a minimum period of 60 days or until the end of the championship season (whichever is earlier) before the player can be reinstated to the Active List. A player on the Emergency Disabled List does not count against a Club's Active List limits or its Reserve List limits.

**Free Agent:** A Minor League player is a free agent, able to sign with any club, when the term of the player's Minor League contract has expired. If the player has not re-signed with the same club, the player becomes a Minor League free agent on October 15 at 5:00 p.m. (ET).

**Ineligible List:** A player found to have committed misconduct may be placed on this list. There is no minimum number of days the player must remain on the Ineligible List before the player can be reinstated to the Active List. A player on the Ineligible List does not count against a Club's Active List limits or its Reserve List limits.

**Loan:** A Minor League player's contract may be loaned from one organization to another, so long as the new club is also under the jurisdiction of the Commissioner of Baseball. The assignor club retains contractual rights to the player. The player must be returned to the assignor club at the end of the championship season. Loans of players are most commonly made to Mexican League Clubs.

**Outright Assignment:** A player who is traded from one Major League organization to another is assigned outright. The assignor club transfers all contractual rights regarding the player to the assignee club.

**"Outrighted to the minors":** A player who is outrighted to a minor league club is removed from the 40-man roster but is still paid according to the terms of his guaranteed contract. A player can only be outrighted once in his career without his consent.

**Rehabilitation Assignment:** A Minor League Player on either the Disabled List or Emergency Disabled List may be sent to a Short-Season A or Rookie classification Minor League Club to play on a rehabilitation assignment, while the player remains on the Disabled List or Emergency Disabled List of the player's original club. A rehabilitation assignment may not exceed 20 days for non-pitchers or 30 days for pitchers. A player on a Minor League rehabilitation assignment does not count against the Active List or Reserve List limits of the Club for which the player is playing on the rehabilitation assignment.

**Release:** A player's contract is terminated and the player becomes a free agent.

# TRANSACTION TERMINOLOGY

**Restricted List:** A player who fails to report or fails to sign a contract with the club to which the player is reserved may be placed on the Restricted List. There is no minimum number of days the player must remain on the Restricted List before the player can be reinstated to the Active List. A player on the Restricted List does not count against a club's active List limits or its Reserve List limits.

**Return:** The act of moving a loaned player's contract back to the Minor League Club that loaned the player. All players who have been loaned must be returned no later than September 30.

**Rule 5 draft (Major League):** If a player not on a 40-man roster has spent four years with a minor-league contract originally signed when 19 or older or five years when signed before the age of 19, he is eligible to be chosen by any team in the Rule 5 Draft during the offseason for a price of \$50,000. No team is required to choose a player in the draft, but many do. If chosen, the player must be kept on the selecting team's 25-man major league roster for the entire season after the draft—he may not be optioned or designated to the minors. The selecting team may, at any time, waive the Rule 5 draftee, such as when they no longer wish to keep him on their major league roster. If a Rule 5 draftee clears waivers, he must be offered back to the original team for \$25,000, effectively canceling the Rule 5 Draft choice. Once a Rule 5 draftee spends an entire season on his new team's 25-man roster, his status reverts to normal and he may be optioned or designated for assignment. To prevent the abuse of the Rule 5 draft, the rule also states that the draftee must be active for at least 90 days. Any player chosen in the rule 5 draft may be traded to any team while under the rule 5 restrictions, but the restrictions transfer to the new team—if the new team does not want to keep the player on their 25-man roster for the season, he must be offered back to the team he was on when he was chosen in the draft.

**Rule 5 Draft (Minor League):** There are Triple-A and Double-A segments of the Rule 5 draft, with price tags of \$12,000 and \$4,000 respectively. Minor league players not protected on the reserve lists at the Double-A and Class A levels are subject to selection. Minor league Rule 5 picks do not have to stay on a specific roster the following season, and do not ever have to be offered back their original teams.

**Suspended List:** A player may be placed on the Suspended List for misconduct or rule or contract violations. There is no minimum amount of days the player must be on the Suspended List before the player can be reinstated to the Active List. A player on the Suspended List does not count against a Club's Active List limits, but the player does count against its Reserve List limits.

**Temporarily Inactive List:** A player with an excused absence to perform personal obligations is placed on this list. The player must be on the Temporarily Inactive List for a minimum of three days before the player can be reinstated to the Active List. A player on the Temporarily Inactive List does not count against a Club's Active List limits, but does count against its Reserve List limits.

**Transfer:** Minor League Player is moved from one Minor League Club to another within the same Major League organization.

**Voluntary Retired:** A player who wishes to retire is placed on this list. The player may not be reinstated until the player has missed 60 playing days of the championship season.

**Veterans' Consent:** If a player has 5 years of major-league service, he may not be assigned to a minor-league team without his consent, regardless of whether he has already been outrighted once, even if he clears waivers. If the player withholds consent, the team must either release him or keep him on the major league roster. In either case, the player must continue to be paid under the terms of his contract. If he is released and signs with a new team, his previous team must pay the difference in salary between the two contracts if the previous contract called for a greater salary.

**Waivers:** If a player placed on major league waivers is not claimed by another team within two business days after waivers have been requested, then the player has "cleared waivers" and the team has secured waivers for the remainder of the waiver period. The team can do one of three things:

1. Send him to the minors; or
2. Trade the player to another team; even if the trading deadline has passed; or
3. Do nothing at all

**NOTE:** Any trade involving 40-man roster players (July 31 through the end of the regular season) may only involve players who have declared major league waivers. If a player does not clear waivers (claimed by another team or teams), the club requesting waivers may withdraw the waiver request. If the club does not withdraw the waiver request, the player's contract is assigned as follows:

- If only one claim is entered, the player's contract is assigned to that club
- If more than one club in the same league makes claim, the club currently lower in the standings is awarded the player

If clubs in both leagues claim the player, preference shall always go to the club in the same league as the club

ABOUT THE  
NATURALS

2022 NWA  
NATURALS

2021 SEASON  
IN REVIEW

CLUB  
HISTORY

NATURALS  
RECORDS

LEAGUE  
OPPONENTS

GENERAL  
INFORMATION



# MEDICAL TERMS

**Abrasion:** Any injury which rubs off the surface of the skin.

**AC Joint: Acromioclavicular joint;** joint of the shoulder where acromion process of the scapula and the distal end of the clavicle meet; most shoulder separations occur at this point.

**Anterior:** In front of; the front surface of.

**Anterior Cruciate Ligament (ACL):** A primary stabilizing ligament within the center of the knee joint that prevents hyper extension and excessive rotation of the joint. A complete tear of the ACL necessitating reconstruction could require up to 12 months of rehabilitation.

**Arthroscopy:** A surgical examination of the internal structures of a joint by means of viewing through an arthroscope. An arthroscopic procedure can be used to remove or repair damaged tissue or as a diagnostic procedure in order to inspect the extent of any damage or confirm a diagnosis.

**Bruise:** A discoloration of the skin due to an extravasation of blood into the underlying tissues.

**Cartilage:** Smooth, slippery substance preventing two ends of bones from rubbing together and grating.

**Charley Horse:** A contusion or bruise to any muscle resulting in intramuscular bleeding. No other injury should be called a Charley Horse.

**Collateral Ligament:** On either side of, and acting as a radius of movement of, a hinge joint, as of the elbow, knee and wrist.

**Concussion:** Jarring injury of the brain resulting in dysfunction. It can be graded as mild, moderate or severe depending on loss of consciousness, amnesia and loss of equilibrium.

**Contusion:** An injury to a muscle and tissues caused by a blow from a blunt object.

**Deltoid Muscle:** Muscles at top of the arm, just below the shoulder, responsible for shoulder motions to the front, side and back.

**Dislocation:** Complete displacement of joint surfaces.

**Fracture:** Breach in continuity of a bone. Types of fractures include simple, compound, comminuted, greenstick, incomplete, impacted, longitudinal, oblique, stress or transverse.

**Grade One Injury:** A mild injury in which ligament, tendon, or other musculoskeletal tissue may have been stretched or contused, but not torn or otherwise disrupted.

**Grade Two Injury:** A moderate injury when musculoskeletal tissue had been partially, but not totally torn which causes appreciable limitation in function of the injured tissue.

**Grade Three Injury:** A severe injury in which tissue has been significantly, and in some cases totally, torn or otherwise disrupted causing a virtual total loss of function.

**Hamstring:** Category of muscle that runs from the buttocks to the knee along the back of the thigh. It functions to flex the knee, and is oft times injured as a result of improper conditioning or lack of muscle flexibility.

**Lateral Collateral Ligament (LCL):** Ligament of the knee along the lateral aspect that connects the femur to the fibula. It provides lateral stability to the joint.

**Ligament:** Band of fibrous tissue that connects bone to bone or bone to cartilage and supports and strengthens joints.

**Magnetic Resonance Imaging (MRI):** Imaging procedure in which a radio frequency pulse causes certain electrical elements of the injured tissue to react to this pulse and through this process a computer display and permanent film establish a visual image. MRI does not require radiation and is very useful in the diagnosis of soft tissue, disc and meniscus injuries.

**Medial:** To the inside of the body.



# MEDICAL TERMS

**Medial Collateral Ligament (MCL):** Ligament of knee along the medial aspect that connects the femur to the joint.

**Posterior:** At the back part, or rear of the body.

**Posterior Cruciate Ligament (PCL):** A primary stabilizing ligament of the knee that provides significant stability and prevents displacement of the tibia backward within the knee joint. A complete tear of this ligament necessitating reconstruction could require up to 12 months of rehabilitation.

**Proximal:** Near the source, nearest any point being described. The elbow is proximal to the hand.

**Quadriceps “Quads”:** A group of four muscles of the front thigh that run from the hip and form a common tendon at the patella; they are responsible for knee extension.

**Radiography:** Taking of x-rays.

**Reconstruction:** Surgical rebuilding of a joint using natural, artificial or transplanted materials.

**Rotator Cuff:** Comprised of four muscles in the shoulder area that can be irritated by overuse. The muscles are the supraspinatus (most commonly injured), infraspinatus, teres minor and subscapularis.

**Rotator Cuff Impingement Syndrome:** A microtrauma or overuse injury caused by stress. The four stages are: 1) tendentious with temporary thickening of the bursa and rotator cuff, 2) fiber dissociation in the tendon with permanent thickening of the bursa and scar formation, 3) a partial rotator cuff tear of less than 1 cm, and 4) a complete tear of 1 cm or more.

**Sprain:** Injury resulting from the stretch or twist of the joint and causes various degrees of stretch or tear of a ligament or other soft tissue at the joint.

**Strain:** Injury resulting from a pull or torsion to the muscle or tendon that causes various degrees of stretch or tear to the muscle or tendon tissue.

**Stress Fracture:** A hair-line type of break in a bone caused by overuse.

**Tendinitis:** Inflammation of the tendon and/or tendon sheath, caused by chronic overuse or sudden injury.

**Tendon:** Tissue that connects muscle to bone.

**Ulnar Collateral Ligament (UCL):** A band or sheet of fibrous tissue connecting two or more bones, cartilages or other structures, or serving as support for fasciae or muscles; located on the inside of the elbow. (Ligament that was replaced or repaired for the “Tommy John” surgery.)

**Ultrasound:** An electrical modality that transmits a sound wave through an applicator into the skin to the soft tissue in order to heat the local area for relaxing the injured tissue and/or disperse edema.

**Wind Knocked Out:** Syndrome describing a contraction of the abdominal nerve trunk, the solar plexus, as a result of an abdominal contusion.

ABOUT THE  
NATURALS

2022 NWA  
NATURALS

2021 SEASON  
IN REVIEW

CLUB  
HISTORY

NATURALS  
RECORDS

LEAGUE  
OPPONENTS

GENERAL  
INFORMATION

## TERMS OF INTEREST

**Consecutive-Game Hitting Streaks:** A consecutive-game hitting streak shall not be terminated if all the player's plate appearances (one or more) result in base on balls, hit batsman, defensive interference or sacrifice bunt. The streak shall terminate if the player has a sacrifice fly and no hit.

**Consecutive-Game Playing Streak:** A consecutive-game streak shall be extended if the player plays one-half inning on defense, or if he completes a time at bat by reaching base or being put out. A pinch-running appearance only, shall not extend the streak. If an umpire ejects a player from a game before he can comply with the requirements of this rule, his streak shall continue.

**Determining Batting Average:** Divide the number of hits by the number of official at-bats.

**Determining Earned Run Average:** Multiply the number of earned runs by nine; take the number and divide it by the number of innings pitched.

**Determining Fielding Average:** Divide the total putouts and assists by the total of putouts, assists and errors.

**Determining the Magic Number:** Determine the number of games yet to be played, add one, and then subtract the number of games ahead in the loss column of the standings from the closest opponent.

**Determining On-Base Percentage:** Add the total number of hits, walks and hit by pitches and divide by the total number of at-bats, walks, hit by pitches and sacrifice flies.

**Determining Percentage of Games Won and Lost:** Divide the number of games won by the total games won and lost.

**Determining Slugging Percentage:** Divide the total bases of all safe hits by the total times at bat (at-bats do not include walks, sacrifices, hit by pitcher, or times awarded first base because of interference or obstruction)

**Earned Run Rule:** The determination of an earned run is as follows: An earned run is a run for which the pitcher is held accountable. In determining earned runs, the inning should be reconstructed without the errors and passed balls; and the benefit of doubt should always be given to the pitcher in determining which bases would have been reached with errorless play. Until 1969, the reliever could not be charged with an earned run if he entered the game after the side could have been retired but for an error, no matter how many runs he subsequently gave up in that inning. Now, runs scored by batters who reach base off the reliever are charged as earned on that pitcher's record. They are not, however, shared as earned against the team as a whole. Therefore, a discrepancy may occur between the total earned runs charged against a team and the sum total of the earned runs charged against the individual pitchers of that team.

**Save Rule:** A pitcher shall be credited with a save when he meets all three of the following condition:

1. He is the finishing pitcher in a game won by his club, and
2. He is not the winning pitcher, and
3. He qualifies under one of the following conditions:
  - a. He enters the game with a lead of no more than three runs and pitch for at least one inning,
  - b. He enters the game regardless of the count, with the potential tying run either on base, at-bat, or on deck (that is, the potential tying run is either already on base or is one of the two first batsmen he faces), or
  - c. He pitches effectively for at least three innings.

**Winning Pitcher:** The starting pitcher will be credited with the win only if the pitcher has pitched at least five complete innings and his team not only is in the lead when he is replaced, but remains in the lead for the remainder of the game. EXCEPTION: The "must-pitch-five-complete" rule in respect to the starting pitcher shall be in effect for all games of six or more innings. In a five-inning game, credit the starting pitcher with a game won only if he has pitched at least four complete innings and his team not only is in the lead when he is replaced, but remains in the lead the remainder of the game. When the starting pitcher does not meet the preceding criteria and more than one relief pitcher is used, the victory shall be awarded on the following basis:

1. When, during the tenure of the starting pitcher, the winning team assumes the lead and maintains it to the finish of the game, credit the victory to the relief pitcher judged by the official scorer to have been the most effective.
2. Whenever the score is tied, the game becomes a new contest insofar as the winning and losing pitcher is concerned.

## TERMS OF INTEREST

3. Once the opposing team assumes the lead, all pitchers who have pitched up to that point are excluded from being credited with the victory except the current pitcher.
4. The winning relief pitcher shall be the one who is the pitcher of record when his team assumes the lead and maintains it to the finish of the game.

**EXCEPTION:** Do not credit a victory to a relief pitcher who is ineffective in a brief appearance, when a succeeding relief pitcher pitches effectively in helping his team maintain the lead. In such cases, credit the succeeding relief pitcher with the victory.

## ARVEST BALLPARK GROUND RULES

1. Ball is in play behind home plate except when it goes into the dugout.
2. A batted ball that clears the top of the padded fence is a home run.
3. A batted ball that hits the railing above the padded fence and returns to the park is a home run.
4. A ball that enters an opening in the tarp, goes between the tarp and the wall or sticks under the tarp is dead.
5. All eventualities and situations not expressly provided for above Ground Rules will be controlled by the Official Baseball Rules. No ground rules shall be in conflict with the Official Rules.



ABOUT THE  
NATURALS

2022 NWA  
NATURALS

2021 SEASON  
IN REVIEW

CLUB  
HISTORY

NATURALS  
RECORDS

LEAGUE  
OPPONENTS

GENERAL  
INFORMATION

ABOUT THE  
NATURALS

2022 NWA  
NATURALS

2021 SEASON  
IN REVIEW

CLUB  
HISTORY

NATURALS  
RECORDS

LEAGUE  
OPONENTS

GENERAL  
INFORMATION

## NOTES

