

# BASEBALL <sup>IN</sup> EDUCATION

## GRADES 4-5

 **INDIANS**

# Welcome to the Indianapolis Indians Baseball in Education program for Grades 4 and 5



The Indians created this packet to help students learn through the game of baseball. Each activity is aligned with education standards from the State of Indiana.

We invite you to turn the page and slide into Baseball in Education.  
**Have fun!**





**Your future starts here.**



**INDIANA UNIVERSITY**

INDIANAPOLIS

[indianapolis.iu.edu](http://indianapolis.iu.edu)

# BASEBALL IN EDUCATION CURRICULUM OUTLINE

## Grades 4-5

- Pg 1 **Create Your Own Baseball Card**  
Make baseball cards about yourself and a friend or family member using the principles of what's included in a baseball card.
- Pg 4 **Baseball Uniforms and Equipment**  
Answer questions from linked videos about how and why teams use different kinds of equipment and the kinds of uniforms they wear.
- Pg 6 **Decimals and Baseball**  
Complete the math problems using decimals from the game of baseball.
- Pg 11 **Visit Victory Field**  
Use your resources to plan a day at the ballpark.
- Pg 15 **Baseball Card Statistics**  
Learn about why statistics are important to baseball and how to calculate them.
- Pg 25 **Thank You Notes**  
Use the template to write a thank you note to Rowdie.
- Pg 27 **Answer Sheet**  
Key to problems from earlier in the book.



# CREATE YOUR OWN BASEBALL CARD

## Create Your Own Baseball Card

(Indiana Standards: 4.ML.1, 5.ML.1, 4.RV.1, 5.RV.1, 4.W.1, 5.W.1, 4.SL.2.4, 5.SL.2.4)


**QUINN PRIESTER**  
**PITCHER**

*Bats/Throws: R/R HT: 6-3 WT: 200*

*Born: Sept. 15, 2000 Birthplace: Glendale Heights, Ill.*

*Priester was selected by Pittsburgh in the first round (18th overall) of the 2019 First-Year Player Draft out of Cary-Grove (Ill.) High School.*

YEAR	TEAM	W-L	ERA	G	GS	SV	IP	H	BB	SO
2019	GCL Pirates (R)	1-1	3.03	8	7	0	32.2	29	10	37
2021	Greensboro (A+)	7-4	3.04	20	20	0	97.2	82	39	98
2022	Altoona (AA)	4-4	2.87	15	15	0	75.1	68	22	75
2022	Indianapolis (AAA)	1-1	3.86	2	2	0	9.1	5	7	10
MINOR LG. TOTALS		13-10	3.16	48	47	0	224.2	193	83	228




**INDIANS**

WWW.INDYINDIANS.COM • CARD #18

*Photo By: Adam Pintar*

CHOICE SportsCards © 2023 Choice Marketing, Inc./MLB 2023 1.800.999.CHOICE • www.choicesportscards.com All rights reserved. • Printed in the U.S.A. • Minor League Baseball trademarks and copyrights are used with permission of Major League Baseball • Visit MLB.com.



INDIANAPOLIS INDIANS™

PITCHER




QUINN PRIESTER


Every Indianapolis Indians player has a baseball card. The player's information on the card includes his home state/country, height, weight, statistics, and if he throws and bats with his right or left hand. The card also highlights information about the player's achievements.

# CREATE YOUR OWN BASEBALL CARD

## Create a Baseball Card About Yourself

Create an autobiographical baseball card!


What important facts do you want people to know about you?  
What events make you happy? Why are your friends important to you?  
What do you like best about school?

Your Name:		What jobs interest you? Why?
Draw Your Picture Here: 		
When were you born? What important events have occurred in your life so far?	Why are friends important to you? What kind of people make good friends?	What is one of the biggest problems or challenges you have had to face? How did you solve it?
		What important characteristics do you want people to know about you?

# CREATE YOUR OWN BASEBALL CARD

## Create a Baseball Card About Someone You Admire

Select someone from the past or present who interests you! What important facts do you want people to know about him/her?

Name:	
Draw Their Picture Here:	
	
Describe this person.	What was this person's job or work?

Describe one or two important events of this person's life.
How did this person react or change after these events?
What did/does this person do for other people, the community or the world?
What was one thing this person did that got your attention? How did this person impact your life?

GET TO KNOW THE

# FACTS

## ABOUT DONATION AND TRANSPLANTATION



**Anyone can sign up to be a donor,**

Until the age of 18, permission from a parent or guardian is needed for donation to take place.



**One donor** can save **eight lives** and heal the lives of up to **75 people**.



More than **100,000 Americans** are waiting on a lifesaving organ transplant. That's enough to fill Victory Field **nine times**. Approximately 1,000 of them live in Indiana.



Every **nine minutes** someone is added to the nation's transplant waiting list – an average of **160 people** each day.

## FREE TOOLS FOR EDUCATORS

INTERACTIVE VIDEOS  
ACCOMPANIED BY A STEM ACTIVITY

Our engaging and interactive educational videos are great for students of all ages. We explore the human body and its functions and introduce the importance of organ donation and transplantation. These videos are designed to enhance any science or health-related curriculum.

## BOOK A FREE PRESENTATION

Do you want help covering Indiana's state-mandated organ and tissue donation education? Our team of educators can help, offering free presentations to grades six and up. Learn more at the link below.

### Donate Life Indiana's Curriculum:

- Can be in-person, virtual or self-guided.
- Enhances any health, anatomy, biology, nursing or career-related course.



Scan the QR code or visit [DonateLifeIndiana.org/educators](https://DonateLifeIndiana.org/educators) to learn more.

Questions? Email the Donate Life Indiana youth education team at [educators@donatelifeindiana.org](mailto:educators@donatelifeindiana.org).



# BASEBALL UNIFORMS AND EQUIPMENT

## Research Baseball Equipment

(Indiana Standards: 4.SL.2.5, 5.SL.2.5, 4.W.1, 5.W.1, 4.SL.2.1, 5.SL.2.1)

The first baseball team to wear baseball uniforms was the New York Knickerbockers in 1849. Baseball uniforms are designed to help players, officials, and the two teams tell the difference between players and teams. Most baseball uniforms have the names and numbers of players who wear them, usually on the back of the uniforms to distinguish players from one another. Uniforms have different logos and patches. The logo is worn on either the left or right side of the jersey. Sometimes patches are added to the uniform. Patches might relate to the team's history, major events in baseball, special causes, or memorial patches. Jerseys, pants, socks, hats, cleats and gloves are part of the uniform.

The Indianapolis Indians have many different uniforms. See below.



# BASEBALL UNIFORMS AND EQUIPMENT

## Baseball Uniforms and Equipment

Click on the link to research each equipment item and fill out the chart below.

EQUIPMENT	HOW IS IT MADE?	WHICH PLAYERS USE THIS EQUIPMENT?	HOW DOES THIS EQUIPMENT HELP THE PLAYER?
Bat	<a href="#"><u>How Bats Are Made</u></a>		
Batting Helmet	<a href="#"><u>Batting Helmet</u></a>		
Catcher's Mask	<a href="#"><u>Catcher Direct Hit</u></a>		
Glove	<a href="#"><u>Nokona Baseball Glove Maker</u></a>		
Cleats	<a href="#"><u>Selecting Cleats</u></a>		
Baseball	<a href="#"><u>How a Baseball is Made</u></a>		
Hats	<a href="#"><u>Step-by-Step Ball Cap Making</u></a>		

# DECIMALS AND BASEBALL

## Decimals and Baseball

(Indiana Standards: 4.NS.6, 4.NS.7, 5.NS.3, 5.NS.5)

Baseball teams use decimals for keeping track of batting and pitching statistics. Players, coaches and scouts use decimals every day.

### ACTIVITY 1: USE FRACTIONS AND DECIMALS TO COMPLETE THE TABLE

Example:  $7/10 = .7$        $10/100 = .10$        $345/1000 = .345$        $.110 = 110/1000$        $.5 = 5/10$

Fraction	Decimal
$3/10$	
	.6
$8/10$	
$12/100$	
$25/100$	
$50/100$	
	.90
$128/1000$	
$321/1000$	
	.298
$113/1000$	
$844/1000$	

# DECIMALS AND BASEBALL

## ACTIVITY 2: COMPLETE THE NUMBER SENTENCES USING $\lt$ , $\gt$ , OR $=$

.50 \_\_\_\_\_ .65

.32 \_\_\_\_\_ .54

.77 \_\_\_\_\_ .13

.40 \_\_\_\_\_ .35

.44 \_\_\_\_\_ .25

.82 \_\_\_\_\_ .82

.445 \_\_\_\_\_ .525

.345 \_\_\_\_\_ .284

.523 \_\_\_\_\_ .725

.218 \_\_\_\_\_ .325

.600 \_\_\_\_\_ .712

.900 \_\_\_\_\_ .900

## ACTIVITY 3: USE THE CHART TO ANSWER THE QUESTIONS BELOW

Person	Batting Average
Henry Hitter	.322
Bill Baserunner	.314
Carl Catcher	.332
Ollie Outfielder Jr.	.330

1. Who has the highest batting average?
2. Using the batting averages, list the players in order from highest to lowest.
  - 1.
  - 2.
  - 3.
  - 4.

# LILLY FOR BETTER SCIENCE

We live in an amazing era for medicine. At Lilly, we use groundbreaking science to meet unmet medical need in the areas of diabetes, oncology, immunology, neurodegeneration and pain. Our determination is to advance the best science of the day in an effort to make life better for people around the world.

**Learn more about how we're using science to make life better at [lilly.com](https://www.lilly.com).**



# VISIT VICTORY FIELD

## Plan a Trip to Victory Field

(Indiana Standards: 5.C.8, 4.AT.1, 5.AT.2, 5.AT.5, 4.SL.2.1, 5.SL.2.1, 4.W.4, 5.W.4, 4.SL.4.2, 5.SL.4.2)



It's time to go to Victory Field! Plan a trip for a group of four people.  
Your trip package should include the following items:

Tickets, Food, Drinks and Souvenirs

Include details about the cost of your travel package and what's included by using the information provided on pages 9 - 11. Choose one of the below options to promote your travel package.

- Make a flyer using Microsoft Publisher or another computer program
- Create a [Small Book](#) using paper



# VISIT VICTORY FIELD

## VICTORY FIELD TICKET PRICES

Tickets	Adults	14 & Under	Knot Hole Kids Club
Box Seats	\$19	\$18	\$6
Reserved Seats	\$16	\$15	Free
Lawn	\$13	\$12	Free

## VICTORY FIELD SOUVENIR PRICES

Clothing	
Circle City T-shirt	\$10
Red Indians T-shirt	\$10
Gray Indians T-shirt	\$10
Black Indians T-shirt	\$10
3/4 Sleeve Baseball Shirt	\$15
Accessories	
Cotton Twill Hat	\$10
Indians Sunglasses	\$5
Indians Logo White Baseball	\$5
Mini Bat	\$5
Foam "#1" Finger	\$5





# VISIT VICTORY FIELD

## VICTORY FIELD FOOD AND BEVERAGE PRICES

Food	
Chicken Sandwich with Fries	\$9.00
Personal Pizza	\$7.50
Hamburger	\$4.50
Cheeseburger	\$4.50
Victory Dog	\$4.00
Corn Dog	\$3.50
Snacks	
Popcorn	\$5.00
Nachos	\$4.50
Pretzel	\$4.00
Chips	\$3.75
Candy (M&M, Sour Patch, etc)	\$3.75
Rowdie's Ice Cream	
Dippin' Dots	\$4.50
Helmet Sundae	\$4.50
Bowl	\$3.75
Cone	\$3.75
Beverages	
McAlister's Famous Tea	\$4.75
Soda Fountain Drink	\$4.25
Soda Bottled	\$4.25
Water	\$3.75
Coffee	\$2.50



# BASEBALL CARD STATISTICS


## Teacher Information

This is a multi-step project and may require more than one class period.  
Each student needs a copy of the entire activity.

**MALCOM NUÑEZ**  
INFILDER

*Bats/Throws: R/R HT: 5-11 WT: 205*  
*Born: March 9, 2001 Birthplace: Havana, Cuba*  
*Nuñez was traded to Pittsburgh from St. Louis on Aug. 1, 2022, with right-handed pitcher Johan Oviedo in exchange for left-handed pitcher José Quintana and right-handed pitcher Chris Stratton. He was originally signed by the Cardinals as a non-drafted free agent on July 3, 2018.*

YEAR TEAM	AVG	G	AB	R	H	2B	3B	HR	RBI	SB
2021 Springfield (AA)	.257	54	202	28	52	5	0	6	19	2
2022 Springfield (AA)	.255	85	298	51	76	11	0	17	66	4
2022 Altoona (AA)	.286	29	105	20	30	5	0	5	21	1
2022 Indianapolis (AAA)	.231	5	13	1	3	0	0	1	1	0
MINOR LG. TOTALS	.280	310	1120	181	314	59	4	47	204	18


  
WWW.INDYINDIANS.COM • CARD #16  
Photo By: Adam Pintar

CHOICE SportsCards © 2023 Choice Marketing, Inc. JMB 2023 1.800.999.CHOICE • www.choiceportscards.com All rights reserved. • Printed in the U.S.A. • Minor League Baseball trademarks and copyrights are used with permission of Major League Baseball • Visit MLB.com. MiLB

**GAL MITCHELL**  
OUTFIELDER

*Bats/Throws: L/L HT: 6-0 WT: 220*  
*Born: March 8, 1999 Birthplace: San Diego, Calif.*  
*Mitchell was selected by Pittsburgh in the second round (50th overall) of the 2017 First-Year Player Draft out of Rancho Bernardo (San Diego) High School.*

YEAR TEAM	AVG	G	AB	R	H	2B	3B	HR	RBI	SB
2021 Altoona (AA)	.280	108	382	43	107	19	1	12	61	6
2021 Indianapolis (AAA)	.250	7	20	1	5	1	0	0	1	0
2022 Indianapolis (AAA)	.339	63	236	33	80	18	2	9	49	8
2022 PITTSBURGH (NL)	.226	69	212	21	48	11	0	5	17	3
MINOR LG. TOTALS	.277	458	1691	203	468	99	8	48	260	21
MAJOR LG. TOTALS	.226	69	212	21	48	11	0	5	17	3


  
WWW.INDYINDIANS.COM • CARD #14  
Photo By: Adam Pintar

CHOICE SportsCards © 2023 Choice Marketing, Inc. JMB 2023 1.800.999.CHOICE • www.choiceportscards.com All rights reserved. • Printed in the U.S.A. • Minor League Baseball trademarks and copyrights are used with permission of Major League Baseball • Visit MLB.com. MiLB

**ENDY RODRÍGUEZ**  
CATCHER

*Bats/Throws: S/R HT: 6-0 WT: 200*  
*Born: May 26, 2000 Birthplace: Santiago, Dominican Republic*  
*Rodríguez was traded to Pittsburgh from New York (NL) on Jan. 19, 2021, as part of a 3-team, 7-player exchange that saw left-handed pitcher Joey Lucchesi sent to New York (NL) from San Diego and right-handed pitcher Joe Musgrove sent from San Diego to Pittsburgh in exchange for right-handed pitchers David Bednar and Drake Fellows, left-handed pitcher Omar Cruz and outfielder Hudson Head. He was originally signed by the Mets as a non-drafted free agent on July 2, 2018.*

YEAR TEAM	AVG	G	AB	R	H	2B	3B	HR	RBI	SB
2021 Bradenton (A)	.294	98	377	73	111	25	6	15	73	2
2022 Greensboro (A+)	.302	88	318	63	96	23	3	16	55	3
2022 Altoona (AA)	.356	31	118	27	42	14	0	8	32	1
2022 Indianapolis (AAA)	.455	6	22	2	10	2	1	1	8	0
MINOR LG. TOTALS	.303	289	1052	206	319	84	13	44	205	12

  
WWW.INDYINDIANS.COM • CARD #20  
Photo By: Adam Pintar

CHOICE SportsCards © 2023 Choice Marketing, Inc. JMB 2023 1.800.999.CHOICE • www.choiceportscards.com All rights reserved. • Printed in the U.S.A. • Minor League Baseball trademarks and copyrights are used with permission of Major League Baseball • Visit MLB.com. MiLB

**ORANT KOCH**  
CATCHER

*Bats/Throws: R/R HT: 5-10 WT: 195*  
*Born: Feb. 5, 1997 Birthplace: Fayetteville, Ark.*  
*Koch was selected by Pittsburgh in the fifth round (144th overall) of the 2018 First-Year Player Draft out of the University of Arkansas (Fayetteville).*

YEAR TEAM	AVG	G	AB	R	H	2B	3B	HR	RBI	SB
2021 Greensboro (A+)	.192	54	182	34	35	8	0	9	32	0
2021 Altoona (AA)	.130	16	54	4	7	2	0	1	4	0
2022 Bradenton (A)	.229	28	83	6	19	2	0	1	8	0
2022 Altoona (AA)	.000	4	11	1	0	0	0	0	0	0
MINOR LG. TOTALS	.193	236	800	94	154	29	1	21	89	2


  
WWW.INDYINDIANS.COM • CARD #13  
Photo By: Adam Pintar

CHOICE SportsCards © 2023 Choice Marketing, Inc. JMB 2023 1.800.999.CHOICE • www.choiceportscards.com All rights reserved. • Printed in the U.S.A. • Minor League Baseball trademarks and copyrights are used with permission of Major League Baseball • Visit MLB.com. MiLB

**RYAN VILADE**  
OUTFIELDER

*Bats/Throws: R/R HT: 6-2 WT: 225*  
*Born: Feb. 18, 1999 Birthplace: Grapevine, Texas*  
*Vilade was claimed off waivers by Pittsburgh from Colorado on Nov. 9, 2022. He was originally selected by the Rockies in the second round (48th overall) of the 2017 First-Year Player Draft out of Stillwater (Okla.) High School.*

YEAR TEAM	AVG	G	AB	R	H	2B	3B	HR	RBI	SB
2019 Lancaster (A+)	.303	128	509	92	154	27	10	12	71	24
2021 Albuquerque (AAA)	.284	117	468	82	133	28	5	7	44	12
2021 COLORADO (NL)	.000	3	6	0	0	0	0	0	0	0
2022 Albuquerque (AAA)	.249	99	369	64	92	15	4	5	38	10
MINOR LG. TOTALS	.281	504	1930	341	543	94	25	35	221	69
MAJOR LG. TOTALS	.000	3	6	0	0	0	0	0	0	0


  
WWW.INDYINDIANS.COM • CARD #28  
Photo By: Adam Pintar

CHOICE SportsCards © 2023 Choice Marketing, Inc. JMB 2023 1.800.999.CHOICE • www.choiceportscards.com All rights reserved. • Printed in the U.S.A. • Minor League Baseball trademarks and copyrights are used with permission of Major League Baseball • Visit MLB.com. MiLB

**HUNTER STRATTON**  
PITCHER

*Bats/Throws: R/R HT: 6-3 WT: 230*  
*Born: Nov. 17, 1996 Birthplace: Bristol, Tenn.*  
*Stratton was selected by Pittsburgh in the 16th round (478th overall) of the 2017 First-Year Player Draft out of Walters State (Morristown, Tenn.) Community College.*

YEAR TEAM	W-L	ERA	G	GS	SV	IP	H	BB	SO
2019 Bradenton (A+)	5-4	4.25	33	3	0	72.0	56	42	64
2021 Altoona (AA)	2-0	1.42	20	0	7	25.1	16	13	44
2021 Indianapolis (AAA)	0-2	3.42	18	0	0	23.2	21	12	26
2022 Indianapolis (AAA)	2-6	5.71	47	1	3	63.0	54	39	82
MINOR LG. TOTALS	15-19	4.30	152	35	10	328.2	276	190	336

  
WWW.INDYINDIANS.COM • CARD #25  
Photo By: Adam Pintar

CHOICE SportsCards © 2023 Choice Marketing, Inc. JMB 2023 1.800.999.CHOICE • www.choiceportscards.com All rights reserved. • Printed in the U.S.A. • Minor League Baseball trademarks and copyrights are used with permission of Major League Baseball • Visit MLB.com. MiLB

# BASEBALL CARD STATISTICS

## Instructions

On the back of the baseball card is the team name, player's name and statistics. Each brand of cards designs the information on the card differently. The number on the back of the card is a numeral between one and a few hundred. This indicates the card is part of a set.

The year the card was made is found near the bottom of the card. The back of the card includes information about the player's position, player's height and weight, BATS (Left or Right), and THROWS (Left or Right). It also shows batting statistics.

Look at the card. The first row shows abbreviated names for statistics. The next row or rows show statistics for year(s). It shows a date and the player's team for that year. Career statistics are at the bottom of those rows.

### STATISTICS FOR BATTER

YR	TEAM	AVG	G	AB	R	H	2B	3B	HR	RBI	SB
	Career										

**AVG**- Batting Average   **G** - Games   **AB** - At-Bats   **R** - Runs   **H** - Hits   **2B** - Doubles   **3B** - Triples  
**HR** - Home Runs   **RBI** - Runs Batted In   **SB** - Stolen Bases

### STATISTICS FOR PITCHERS

YR	TEAM	W	L	ERA	G	GS	SV	IP	H	BB	K
	Career										

**W** - Wins   **L** - Losses   **ERA** - Earned Run Average   **G** - Games Pitched   **GS** - Games Started  
**SV** - Saves   **IP** - Innings Pitched   **H** - Hits Allowed   **BB** - Walks   **K** - Strikeouts

# BASEBALL CARD STATISTICS

## Why are batter statistics important?

Batter stats are important to the player, coaches, pitchers and scouts. Statistics help the player analyze his strengths and weaknesses per game and/or over many games played.

The coach uses statistics to compare batters' strengths and performances to decide which players play that day.

The pitcher uses batter statistics to decide which pitches to throw to the batter.

Scouts use statistics to decide if a player gets moved to a different team.

## Why are pitcher statistics important?

Pitcher stats are important to the pitcher, coaches and scouts. Statistics help the pitcher analyze his pitching strengths and weaknesses per game and/or over many innings pitched.

The pitching coach uses pitcher statistics to compare a pitcher's performance to other pitchers, create a regimen for improving a pitcher's talent, and to make a pitching rotation for upcoming games.

Scouts use pitching statistics to look for good pitchers to add or move them to a team.

Remember, the Indianapolis Indians are a farm club for the Pittsburgh Pirates. Every Indianapolis Indians player sets a goal to move to the major leagues.

# BASEBALL CARD STATISTICS

## Step One: Reading a Baseball Card

1. Tools for the activity: Baseball Card examples, Calculator
2. Each student enters (3) batter statistics and (3) pitcher statistics from the baseball cards into the form below.
3. Discuss and compare the player card statistics with the others in the group.

### BATTER STATS

Player Name:		Position:			
	HR	RBI	R	SB	AVG
Year					
Career					

Player Name:		Position:			
	HR	RBI	R	SB	AVG
Year					
Career					

Player Name:		Position:			
	HR	RBI	R	SB	AVG
Year					
Career					

# BASEBALL CARD STATISTICS

## PITCHER STATS

Player Name:		Throws L or R:			
	W	L	ERA	IP	K
Year					
Career					

Player Name:		Throws L or R:			
	W	L	ERA	IP	K
Year					
Career					

Player Name:		Throws L or R:			
	W	L	ERA	IP	K
Year					
Career					

# BASEBALL CARD STATISTICS

## Step Two: Data Collection

- 1. Compile the information from each player in the table below  
*Note: Accuracy is VERY important.*

<b>BATTER CAREER STATS</b>					
Player Name	HR	RBI	R	SB	AVG

<b>PITCHER CAREER STATS</b>					
Player Name	W	L	ERA	IP	K

# BASEBALL CARD STATISTICS

## Step Three: Sorting Players According to Top Stats

Use the data from the tables to complete the Top Players Form below. Work together as a group to rank the top 3 batters and pitchers in **each** category. Each person must complete the Top Players Form.

<b>BATTERS ACCORDING TO TOP STATS</b>	
<b>HR</b>	
1	
2	
3	
<b>RBI</b>	
1	
2	
3	
<b>R</b>	
1	
2	
3	
<b>SB</b>	
1	
2	
3	
<b>AVG</b>	
1	
2	
3	



# BASEBALL CARD STATISTICS

<b>PITCHERS ACCORDING TO TOP STATS</b>	
<b>W</b>	
1	
2	
3	
<b>L</b>	
1	
2	
3	
<b>ERA</b>	
1	
2	
3	
<b>IP</b>	
1	
2	
3	
<b>K</b>	
1	
2	
3	



Rowdie

Ways to Save Man

## Get the money-saving scoop from Citizens Energy Group!

Save water by doing full loads of laundry.

Conserve energy by wearing layers before turning up the thermostat.

Regularly change your furnace filter to keep your system running efficiently.

It's the little things we do that can make a big difference on our bill. The more you conserve, the more you can save.

Find more ways to save at  
[CitizensEnergyGroup.com](http://CitizensEnergyGroup.com).



# THANK YOU NOTES

## Why Write a Thank You Note?

*(Indiana Standards: 2.RV.1, 2.RV.2.1, 2W.3.3)*

Writing thank you notes is very important. People do not know how you feel about going on a special field trip. Writing a thank you note lets people read your words and it helps them know how much you appreciated your field trip experience. When you write a thank you note, think about the person to whom you are writing. Think about what details you want to put into the thank you note. You might write about something that you saw, learned, or the fun you had with friends. Let the person know if you would like to go on a field trip again.

What you will need:

- The name and address of the person to whom you will write a note.
- Specific details about the things you did during your visit at the ballpark.
- The correct spelling of the words you plan to use in your note.
- Would you like to go again?

## Formal and Informal Thank You Notes

A formal thank you note is formatted in a very specific way. The next page includes an easy-to-follow example. The formal thank you note may be used for writing to people who work in businesses or organizations.

An informal thank you note is written to friends or family.

# THANK YOU NOTES

## Formal Thank You Example

Business Name  
Street Address  
City, State, ZIP Code

Dear Mr. or Ms. (Name of Person),

(INDENT) Paragraph One

(INDENT) Paragraph Two

Sincerely, (CLOSING)  
Your Name (SIGN & PRINT ON PAPER)

## Informal Thank You Example

Informal notes are written on small thank you notes or plain paper.

Dear (Name of Person),

(INDENT) Paragraph One

(INDENT) Paragraph Two

Sincerely,  
Your Name

## Activity

After you go to an Indians game, tell Rowdie about how much fun your class had. Write a thank you note to tell Rowdie about your day at Victory Field.

# DECIMALS AND BASEBALL ANSWER SHEET

## ACTIVITY 1

.3
6/10
.8
.12
.25
.50
90/100
.128
.321
298/1000
.113
.844

## ACTIVITY 2

$.50 < .65$

$.32 < .54$

$.77 > .13$

$.40 > .35$

$.44 > .25$

$.82 = .82$

$.445 < .525$

$.345 > .284$

$.523 < .725$

$.218 < .325$

$.600 < .712$

$.900 = .900$

## ACTIVITY 3

1. Who has the highest batting average? **Carl Catcher**

2. Using the batting averages, list the players in order from highest to lowest.

1. **Carl Catcher**
2. **Ollie Outfielder Jr.**
3. **Henry Hitter**
4. **Bill Baserunner**